

UNITED STATES PATENT AND TRADEMARK OFFICE

---

BEFORE THE PATENT TRIAL AND APPEAL BOARD

---

SAMSUNG ELECTRONICS CO., LTD. and  
SAMSUNG ELECTRONICS AMERICA, INC.,  
Petitioner,

v.

IMAGE PROCESSING TECHNOLOGIES LLC,  
Patent Owner.

---

Case IPR2017-00347  
Patent 8,805,001 B2

---

Before JONI Y. CHANG, MICHAEL R. ZECHER, and  
JESSICA C. KAISER, *Administrative Patent Judges*.

KAISER, *Administrative Patent Judge*.

DECISION

Granting Institution of *Inter Partes* Review  
35 U.S.C. § 314 and 37 C.F.R. § 42.108

Samsung Electronics Co., Ltd. and Samsung Electronics America, Inc. (collectively, “Petitioner”) filed a Petition pursuant to 35 U.S.C. §§ 311–19 requesting an *inter partes* review of claims 1–4 of U.S. Patent No. 8,805,001 B2, issued on August 12, 2014 (Ex. 1001, “the ’001 patent”). Paper 2 (“Pet.”). Image Processing Technologies LLC (“Patent Owner”) filed a Preliminary Response. Paper 6 (“Prelim. Resp.”). Applying the standard set forth in 35 U.S.C. § 314(a), which requires demonstration of a reasonable likelihood that Petitioner would prevail with respect to at least one challenged claim, we grant Petitioner’s request and institute an *inter partes* review of all challenged claims.

## I. BACKGROUND

### A. The ’001 Patent (Ex. 1001)

The ’001 patent is titled “Image Processing Method.” Ex. 1001, at [54]. The Abstract describes the subject matter as follows:

A method and apparatus for localizing an area in relative movement and for determining the speed and direction thereof in real time is disclosed. Each pixel of an image is smoothed using its own time constant. A binary value corresponding to the existence of a significant variation in the amplitude of the smoothed pixel from the prior frame, and the amplitude of the variation, are determined, and the time constant for the pixel is updated. For each particular pixel, two matrices are formed that include a subset of the pixels spatially related to the particular pixel. The first matrix contains the binary values of the subset of pixels. The second matrix contains the amplitude of the variation of the subset of pixels. In the first matrix, it is determined whether the pixels along an oriented direction relative to the particular pixel have binary values representative of significant variation, and, for such pixels, it is determined in the second matrix whether the amplitude of these pixels varies in a known manner indicating movement in the oriented direction. In each of several domains, histogram of the values in the first and

second matrices falling in such domain is formed. Using the histograms, it is determined whether there is an area having the characteristics of the particular domain. The domains include luminance, hue, saturation, speed (V), oriented direction (DI), time constant (CO), first axis ( $x(m)$ ), and second axis ( $y(m)$ ).

*Id.* at [57].

Figure 14a of the '001 patent is reproduced below.

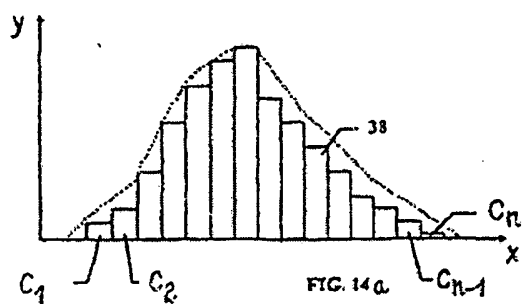


Figure 14a depicts a hypothetical velocity histogram with classes  $C_1$ – $C_n$  each representing a particular velocity. *Id.* at 20:54–59. Figure 17 of the '001 patent is reproduced below.

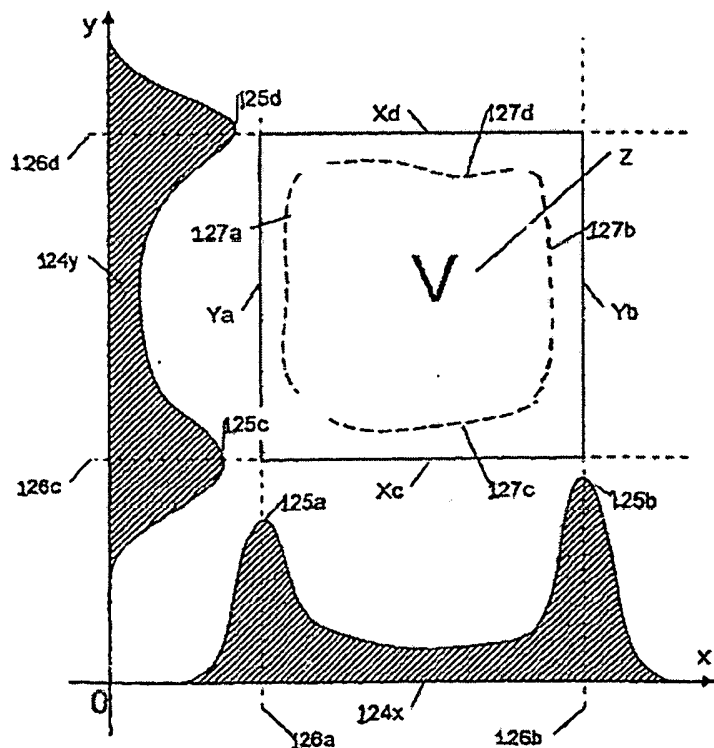


Fig. 17

Figure 17 depicts x axis and y axis histograms of the head of a user in a video conference. *Id.* at 22:10–12, 22:60–23:5. The face V of the user is approximately defined by the peaks in the two histograms. *Id.* at 23:6–14.

Figure 22 of the '001 patent is reproduced below.

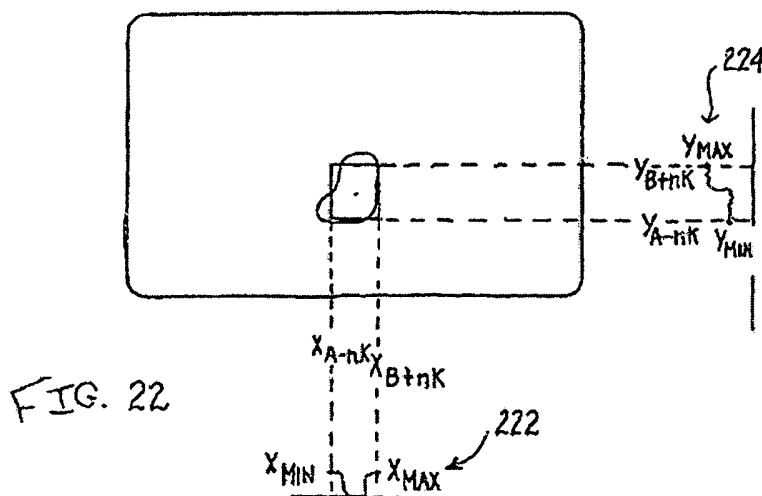


Figure 22 depicts a circumstance where an area under consideration begins to cross the borders of the target. *Id.* at 24:42–46. In particular, histograms 222 and 224 for x and y projections include pixels in which there is a significant variation, and thus the histograms detect the target edge in the x and y axis. *Id.* at 5:15–18, 24:42–46. The '001 patent discloses that in a preferred embodiment, the center of the area “is determined to be  $(X_{\text{MIN}}+X_{\text{MAX}})/2$ ,  $(Y_{\text{MIN}}+Y_{\text{MAX}})/2$ , where  $X_{\text{MIN}}$  and  $X_{\text{MAX}}$  are the positions of the minima and maxima of the x projection histogram, and  $Y_{\text{MIN}}$  and  $Y_{\text{MAX}}$  are the positions of the minima and maxima of the y projection histogram. . . . Other methods of relocating the center of the target box may be used if desired.” *Id.* at 24:50–58.

# Explore Litigation Insights

Docket Alarm provides insights to develop a more informed litigation strategy and the peace of mind of knowing you're on top of things.

## Real-Time Litigation Alerts



Keep your litigation team up-to-date with **real-time alerts** and advanced team management tools built for the enterprise, all while greatly reducing PACER spend.

Our comprehensive service means we can handle Federal, State, and Administrative courts across the country.

## Advanced Docket Research



With over 230 million records, Docket Alarm's cloud-native docket research platform finds what other services can't. Coverage includes Federal, State, plus PTAB, TTAB, ITC and NLRB decisions, all in one place.

Identify arguments that have been successful in the past with full text, pinpoint searching. Link to case law cited within any court document via Fastcase.

## Analytics At Your Fingertips



Learn what happened the last time a particular judge, opposing counsel or company faced cases similar to yours.

Advanced out-of-the-box PTAB and TTAB analytics are always at your fingertips.

## API

Docket Alarm offers a powerful API (application programming interface) to developers that want to integrate case filings into their apps.

## LAW FIRMS

Build custom dashboards for your attorneys and clients with live data direct from the court.

Automate many repetitive legal tasks like conflict checks, document management, and marketing.

## FINANCIAL INSTITUTIONS

Litigation and bankruptcy checks for companies and debtors.

## E-DISCOVERY AND LEGAL VENDORS

Sync your system to PACER to automate legal marketing.