
EXHIBIT H

(Excerpted Material)

htc®

User guide _____




HTC Ultra

DOCKET
A L A R M

Find authenticated court documents without watermarks at docketalarm.com.

Pick up to lower volume



In a business meeting or restaurant, pick HTC U Ultra up when a call comes in to lower the ring volume automatically.

You can turn this feature on or off. Go to Settings, tap **Sound & notification**, and then select or clear **Quiet ring on pickup**.


Increase ring volume automatically while phone is in your pocket or bag



Pocket mode makes HTC U Ultra recognize when your phone is in your bag or pocket and raise the ring volume so that you can hear it in noisy environments.

You can turn this feature on or off. Go to Settings, tap **Sound & notification**, and then select or clear **Pocket mode**.

Rotate HTC U Ultra for a better view



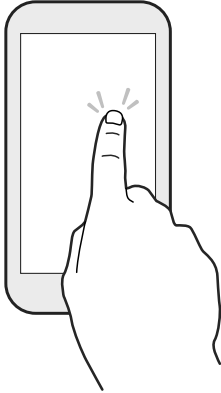
For many screens, you can automatically change the screen orientation from portrait to landscape by turning HTC U Ultra sideways.

When entering text, you can turn HTC U Ultra sideways to bring up a bigger keyboard.

Touch gestures

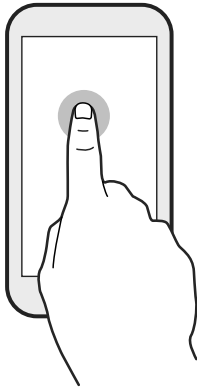
Use touch gestures to get around the Home screen, open apps, scroll through lists, and more.

Tap



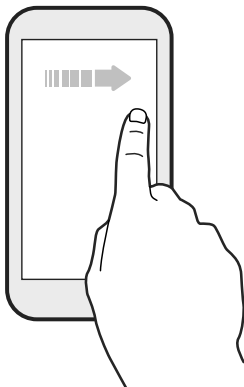
Tap the screen with your finger when you want to select onscreen items such as application and settings icons, or press onscreen buttons.

Press and hold



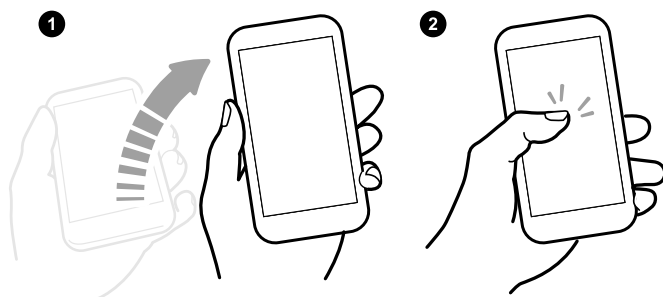
To open the available options for an item (for example, a contact or link in a webpage), just press and hold the item.

Swipe or slide



Quickly swipe your finger horizontally across the screen to go to other Home screen panels. Swipe vertically to scroll through a list, document, and more.

1. Lift the phone in portrait orientation.
2. Immediately double-tap the screen.



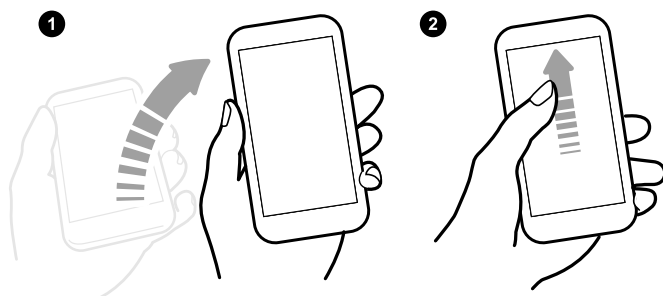
Waking up and unlocking

Go from sleep mode and unlock HTC U Ultra to the last screen you were using without pressing the POWER button.



If you've set up a screen lock with credentials, you'll be asked to provide your credentials first before HTC U Ultra unlocks.

1. Lift the phone in portrait orientation.
2. Immediately swipe up from the bottom half of the screen.



Waking up to the Home widget panel

Go from sleep mode to the Home widget panel without pressing the POWER button.



If you've set up a screen lock with credentials, you'll be asked to provide your credentials first before HTC U Ultra unlocks.

Explore Litigation Insights

Docket Alarm provides insights to develop a more informed litigation strategy and the peace of mind of knowing you're on top of things.

Real-Time Litigation Alerts



Keep your litigation team up-to-date with **real-time alerts** and advanced team management tools built for the enterprise, all while greatly reducing PACER spend.

Our comprehensive service means we can handle Federal, State, and Administrative courts across the country.

Advanced Docket Research



With over 230 million records, Docket Alarm's cloud-native docket research platform finds what other services can't. Coverage includes Federal, State, plus PTAB, TTAB, ITC and NLRB decisions, all in one place.

Identify arguments that have been successful in the past with full text, pinpoint searching. Link to case law cited within any court document via Fastcase.

Analytics At Your Fingertips



Learn what happened the last time a particular judge, opposing counsel or company faced cases similar to yours.

Advanced out-of-the-box PTAB and TTAB analytics are always at your fingertips.

API

Docket Alarm offers a powerful API (application programming interface) to developers that want to integrate case filings into their apps.

LAW FIRMS

Build custom dashboards for your attorneys and clients with live data direct from the court.

Automate many repetitive legal tasks like conflict checks, document management, and marketing.

FINANCIAL INSTITUTIONS

Litigation and bankruptcy checks for companies and debtors.

E-DISCOVERY AND LEGAL VENDORS

Sync your system to PACER to automate legal marketing.