

EXHIBIT 11

LegalMetric

LegalMetric District Report California Northern District Court in Patent Cases

January 2016-June 2020

This report contains confidential and proprietary information of LegalMetric, Inc. Use of this information by anyone other than the purchaser or, if the purchaser is a law firm, the purchaser's client, or disclosure of this information to persons other than the purchaser or, if the purchaser is a law firm, the purchaser's client, without the consent of LegalMetric, Inc. is prohibited.

The information contained in this report is obtained from the official docket records of the federal courts. No attempt has been made to correct that data. For example, cases may be misclassified in the official docket records. In addition, cases are classified only by the primary cause of action. Cases having multiple causes of action are analyzed only under the primary cause of action identified on the official court docket.

LegalMetric, Inc. is not a law firm, does not provide legal advice, and is not engaged in the practice of law. No attorney-client relationship exists between LegalMetric, Inc. and any user of its products. LegalMetric provides statistical and analytical information to anyone who desires to purchase that information. Any purchaser of LegalMetric products who wants legal advice should hire an attorney.

Overview

This report covers the patent cases of the active judges in the California Northern District Court as of July 2020 (the date of the most recent LegalMetric docket download for this court). Cases of inactive judges are not included.

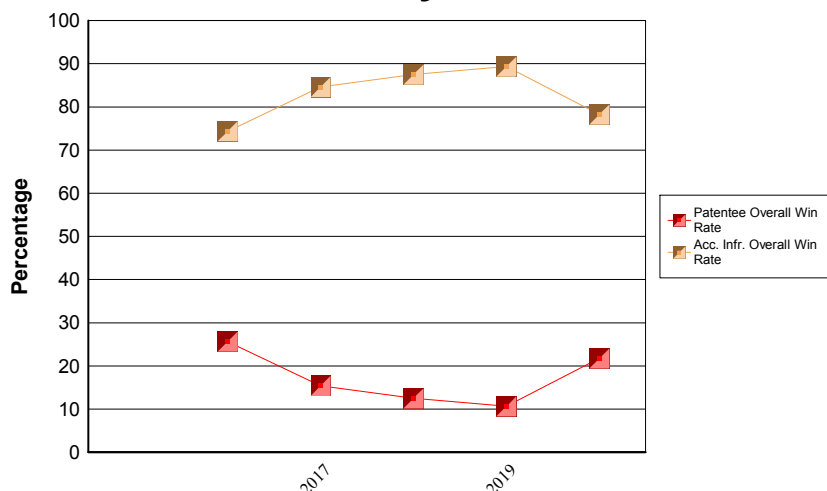
The number of cases, judgments, contested judgments, and trials for this court are shown below.

	Number
Total Cases	1477
Open Cases	371
Closed Cases	1106
Judgments	183
Contested Judgmnts	150
Trials	14
Bench	2
Jury	12

The overall win rate, contested win rate, and trial win rate for the patentee are shown to the right and the corresponding times to termination are shown below. Contested win rates do not include consent and default judgments.

	Months
All Cases	12.5
Judgments	21.5
Contested	20.8
Trial	34.1
Bench	25.9
Jury	35.5

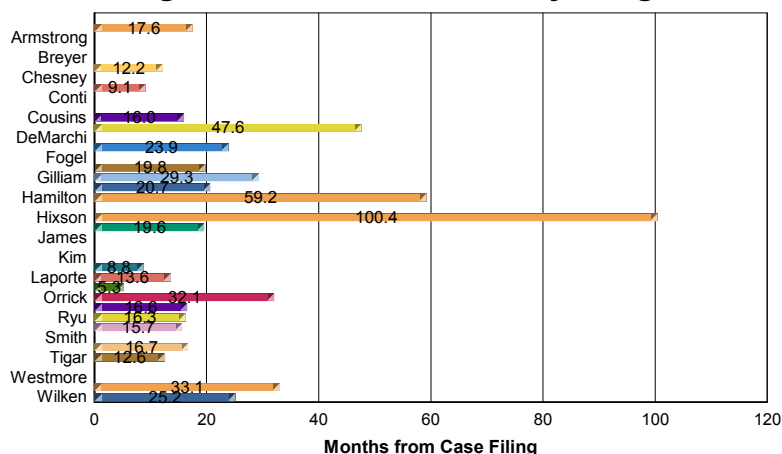
Patentee and Accused Infringer Overall Win Rate by Year



	Pat. Win Rate		Accused Win Rate
Overall	16.4	Overall	83.6
Contested	6.7	Contested	93.3
Trial	71.4	Trial	28.6
Bench	50.0	Bench	50.0
Jury	75.0	Jury	25.0

Color Scheme: Red in the tables indicates a win rate more than 10% more favorable to the ACCUSED INFRINGER, or a pendency time at least 6 months SLOWER than the national average. Yellow indicates a win rate from 0% to 10% more favorable to the ACCUSED INFRINGER, or a pendency time from 0 to 6 months SLOWER than the national average. Bright (lime) green indicates a win rate from 0% to 10% more favorable to the PATENTEE, or a pendency time from 0 to 6 months FASTER than the national average. And dark green indicates a win rate more than 10% more favorable to the PATENTEE than the national average, or a pendency time over 6 months FASTER than the national average.

Average Time to Termination by Judgment



The average and median award amounts for this district are:

Average: \$4,656,751
 Median: \$2,792,215

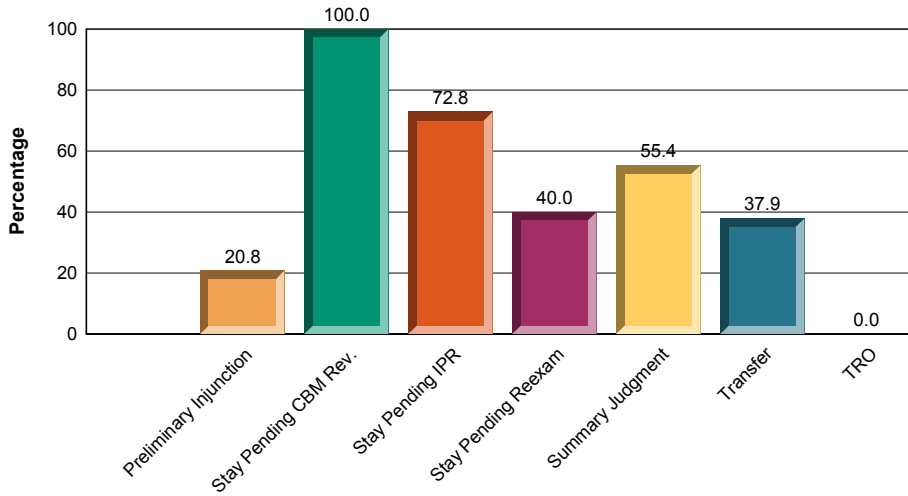
Appeals:

	Number of Appeals	Complete Affirmance Rate
Total	128	66.2

Motions and Claim Construction:

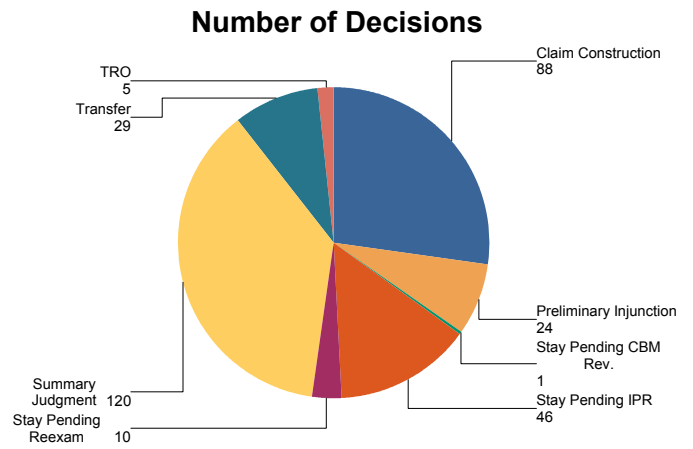
The win rates on various motions for the district (if any), along with the number of decisions and the number of claim construction decisions are shown below.

Win Rates on Contested Motions



	Win Rate
Preliminary Injunction	20.8
Stay Pending CBM Rev.	100.0
Stay Pending IPR	72.8
Stay Pending Reexam	40.0
Summary Judgment	55.4
Transfer	37.9

	Number of Decisions
Claim Construction	88
Preliminary Injunction	24
Stay Pending CBM Rev	1
Stay Pending IPR	46
Stay Pending Reexam	10
Summary Judgment	120
Transfer	29
TRO	5



Alice Motions: The number of Alice motions and win rates on those motions are shown below, by motion type.

		Total	
		Win Rate	Number of Decisions
Total		65.7	102
California Northern	Total	65.7	102
	Dismissal Motion	66.1	56
	Judgment on the Pleadings	63.6	33
	Summary Judgment	69.2	13

Explore Litigation Insights

Docket Alarm provides insights to develop a more informed litigation strategy and the peace of mind of knowing you're on top of things.

Real-Time Litigation Alerts



Keep your litigation team up-to-date with **real-time alerts** and advanced team management tools built for the enterprise, all while greatly reducing PACER spend.

Our comprehensive service means we can handle Federal, State, and Administrative courts across the country.

Advanced Docket Research



With over 230 million records, Docket Alarm's cloud-native docket research platform finds what other services can't. Coverage includes Federal, State, plus PTAB, TTAB, ITC and NLRB decisions, all in one place.

Identify arguments that have been successful in the past with full text, pinpoint searching. Link to case law cited within any court document via Fastcase.

Analytics At Your Fingertips



Learn what happened the last time a particular judge, opposing counsel or company faced cases similar to yours.

Advanced out-of-the-box PTAB and TTAB analytics are always at your fingertips.

API

Docket Alarm offers a powerful API (application programming interface) to developers that want to integrate case filings into their apps.

LAW FIRMS

Build custom dashboards for your attorneys and clients with live data direct from the court.

Automate many repetitive legal tasks like conflict checks, document management, and marketing.

FINANCIAL INSTITUTIONS

Litigation and bankruptcy checks for companies and debtors.

E-DISCOVERY AND LEGAL VENDORS

Sync your system to PACER to automate legal marketing.