



BULKY DOCUMENTS

(Exceeds 100 pages)

Filed: 7/19/2011

Title: DECLARATION OF STEPHENIE H. BALD AND EXHIBITS.

Part 24 of 31

91187118

QUALCOMM Incorporated
NOTES TO CONSOLIDATED FINANCIAL STATEMENTS

	Current		Noncurrent	
	September 27, 2009	September 28, 2008	September 27, 2009	September 28, 2008
Available-for-sale:				
U.S. Treasury securities and government-related securities	\$ 1,407	\$ 514	\$ —	\$ —
Corporate bonds and notes	3,988	3,296	1,204	175
Mortgage- and asset-backed securities	821	499	36	—
Auction rate securities	—	—	174	186
Non-investment-grade debt securities	21	23	2,719	2,030
Equity securities	140	150	1,377	1,187
Equity mutual funds and exchange-traded funds	—	—	948	1,280
Debt mutual funds	1,975	89	215	—
	<u>\$ 8,352</u>	<u>\$ 4,571</u>	<u>\$ 6,673</u>	<u>\$ 4,858</u>

There were no marketable securities loaned under the Company's securities lending program at September 27, 2009. Marketable securities in the amount of \$169 million at September 28, 2008 were loaned under the Company's securities lending program.

As of September 27, 2009, the contractual maturities of available-for-sale debt securities were as follows (in millions):

Years to Maturity				No Single Maturity Date	Total
Less Than One Year	One to Five Years	Five to Ten Years	Greater Than Ten Years		
<u>\$ 2,320</u>	<u>\$ 4,665</u>	<u>\$ 956</u>	<u>\$ 477</u>	<u>\$ 4,142</u>	<u>\$ 12,560</u>

Securities with no single maturity date included mortgage- and asset-backed securities, auction rate securities, non-investment-grade debt securities and debt mutual funds.

The Company recorded realized gains and losses on sales of available-for-sale marketable securities as follows (in millions):

Fiscal Year	Gross Realized Gains	Gross Realized Losses	Net Realized Gains
2009	\$215	\$ (79)	\$136
2008	246	(119)	127
2007	244	(26)	218

Available-for-sale securities were comprised as follows (in millions):

	Cost	Unrealized Gains	Unrealized Losses	Fair Value
September 27, 2009				
Equity securities	\$ 2,282	\$ 340	\$ (157)	\$ 2,465
Debt securities	12,069	530	(39)	12,560
	<u>\$14,351</u>	<u>\$ 870</u>	<u>\$ (196)</u>	<u>\$ 15,025</u>
September 28, 2008				
Equity securities	\$ 2,810	\$ 90	\$ (283)	\$ 2,617
Debt securities	6,966	12	(166)	6,812
	<u>\$ 9,776</u>	<u>\$ 102</u>	<u>\$ (449)</u>	<u>\$ 9,429</u>

In April 2009, the FASB amended the existing guidance on determining whether an impairment for investments in debt securities is other-than-temporary. The new guidance was effective for the Company's third quarter of fiscal 2009 and resulted in a net after-tax increase to retained earnings and a corresponding decrease to accumulated other

QUALCOMM Incorporated
NOTES TO CONSOLIDATED FINANCIAL STATEMENTS

comprehensive income (loss) of \$19 million primarily for the portion of other-than-temporary impairments recorded in earnings in previous periods on securities in the Company's portfolio at March 30, 2009 that were related to factors other than credit and would not have been required to be recognized in earnings had the new guidance been effective for those periods.


The following table shows the gross unrealized losses and fair values of the Company's investments in individual securities that have been in a continuous unrealized loss position deemed to be temporary for less than 12 months and for more than 12 months, aggregated by investment category (in millions):

	September 27, 2009			
	Less than 12 months		More than 12 months	
	Fair Value	Unrealized Losses	Fair Value	Unrealized Losses
Corporate bonds and notes	\$ 462	\$ (1)	\$ 183	\$ (5)
Mortgage- and asset-backed securities	56	(1)	20	(1)
Auction rate securities	23	(1)	151	(10)
Non-investment-grade debt securities	127	(5)	263	(15)
Equity securities	155	(11)	155	(16)
Equity mutual funds and exchange-traded funds	44	(6)	730	(124)
	<u>\$ 867</u>	<u>\$ (25)</u>	<u>\$ 1,502</u>	<u>\$ (171)</u>

	September 28, 2008			
	Less than 12 months		More than 12 months	
	Fair Value	Unrealized Losses	Fair Value	Unrealized Losses
U.S. Treasury securities and government-related securities	\$ 375	\$ (2)	\$ —	\$ —
Corporate bonds and notes	1,524	(46)	219	(9)
Mortgage- and asset-backed securities	271	(10)	8	—
Auction rate securities	186	(8)	—	—
Non-investment-grade debt securities	864	(78)	87	(9)
Equity securities	784	(115)	6	(1)
Equity mutual funds and exchange-traded funds	1,229	(167)	—	—
Debt mutual funds	86	(4)	—	—
	<u>\$ 5,319</u>	<u>\$ (430)</u>	<u>\$ 320</u>	<u>\$ (19)</u>

The unrealized losses on the Company's investments in marketable securities at September 27, 2009 and September 28, 2008 were caused primarily by a prolonged disruption in global financial markets that included a deterioration of confidence and a severe decline in the availability of capital and demand for debt and equity securities. The result has been depressed securities values in most types of securities, including investment- and non-investment-grade debt obligations, mortgage- and asset-backed securities, equity securities, equity mutual and exchanged-traded funds and debt mutual funds. At September 27, 2009, the Company concluded that the unrealized losses were temporary. Further, for equity securities, equity mutual and exchange-traded funds and debt mutual funds with unrealized losses, the Company has the ability and the intent to hold such securities until they recover, which is expected to be within a reasonable period of time. For debt securities with unrealized losses, the Company does not have the intent to sell, nor is it more likely than not that the Company will be required to sell, such securities before recovery or maturity.

The following table shows the credit loss portion of other-than-temporary impairments on debt securities held by the Company as of the dates indicated and the corresponding changes in such amounts (in millions):



QUALCOMM Incorporated
NOTES TO CONSOLIDATED FINANCIAL STATEMENTS

	2009
Beginning balance of credit losses	\$ —
Credit losses remaining in retained earnings upon adoption	186
Additional credit losses recognized on securities previously impaired	2
Credit losses recognized on securities previously not impaired	17
Reductions in credit losses related to securities sold	(21)
Reductions in credit losses related to previously impaired securities that the Company intends to sell	(14)
Ending balance of credit losses	\$ 170

Note 4. Composition of Certain Financial Statement Captions

Accounts Receivable.

	September 27, 2009	September 28, 2008
	(In millions)	
Trade, net of allowances for doubtful accounts of \$4 and \$38, respectively	\$ 639	\$ 3,732
Long-term contracts	38	33
Investment receivables	2	412
Other	21	10
	\$ 700	\$ 4,187

Trade accounts receivable at September 28, 2008 included a \$2.5 billion licensing receivable that was paid in October 2008. Investment receivables at September 28, 2008 primarily related to amounts due for redemptions of money market investments for which the Company received partial payment in fiscal 2009, and the remaining \$48 million net receivable was recorded in other assets at September 27, 2009, substantially all of which was classified as noncurrent due to the uncertainty regarding the timing of distributions.

Inventories.

	September 27, 2009	September 28, 2008
	(In millions)	
Raw materials	\$ 15	\$ 27
Work-in-process	199	199
Finished goods	239	295
	\$ 453	\$ 521

QUALCOMM Incorporated
NOTES TO CONSOLIDATED FINANCIAL STATEMENTS

Property, Plant and Equipment.

	September 27, 2009	September 28, 2008
	(In millions)	
Land	\$ 187	\$ 183
Buildings and improvements	1,364	1,262
Computer equipment and software	1,022	929
Machinery and equipment	1,535	1,063
Furniture and office equipment	65	59
Leasehold improvements	219	155
Construction in progress	76	200
	4,468	3,851
Less accumulated depreciation and amortization	(2,081)	(1,689)
	\$ 2,387	\$ 2,162

Depreciation and amortization expense related to property, plant and equipment for fiscal 2009, 2008 and 2007 was \$428 million, \$372 million and \$317 million, respectively. The gross book values of property under capital leases included in buildings and improvements were \$190 million and \$140 million at September 27, 2009 and September 28, 2008, respectively. These capital leases principally related to base station towers and buildings. Amortization of assets recorded under capital leases is included in depreciation expense. Capital lease additions during fiscal 2009, 2008 and 2007 were \$50 million, \$51 million and \$33 million, respectively.

At September 27, 2009 and September 28, 2008, buildings and improvements and leasehold improvements with aggregate net book value of \$56 million and \$63 million, respectively, including accumulated depreciation and amortization of \$9 million and \$6 million, respectively, were leased to third parties or held for lease to third parties. Future minimum rental income on facilities leased to others in fiscal 2010 to 2014 is expected to be \$8 million, \$6 million, \$6 million, \$3 million and \$1 million, respectively, and zero thereafter.

Goodwill and Other Intangible Assets. The Company's reportable segment assets do not include goodwill. The Company allocates goodwill to its reporting units for annual impairment testing purposes. Goodwill was allocable to reporting units included in the Company's reportable segments at September 27, 2009 as follows: \$434 million in Qualcomm CDMA Technologies, \$675 million in Qualcomm Technology Licensing, \$255 million in Qualcomm Wireless & Internet, and \$128 million in Qualcomm MEMS Technology (a nonreportable segment included in reconciling items in Note 10). The decrease in goodwill from September 28, 2008 to September 27, 2009 was the result of adjustments to acquired deferred tax assets and currency translation adjustments, partially offset by a business acquisition.

The components of intangible assets were as follows (in millions):

	September 27, 2009		September 28, 2008	
	Gross Carrying Amount	Accumulated Amortization	Gross Carrying Amount	Accumulated Amortization
Wireless licenses	\$ 766	\$ (1)	\$ 849	\$ (38)
Marketing-related	22	(13)	25	(14)
Technology-based	2,598	(317)	2,406	(139)
Customer-related	11	(7)	14	(6)
Other	9	(3)	9	(2)
	\$ 3,406	\$ (341)	\$ 3,303	\$ (199)

All of the Company's intangible assets, other than certain wireless licenses in the amount of \$762 million and goodwill, are subject to amortization. Amortization expense related to these intangible assets for fiscal 2009, 2008 and 2007 was \$207 million, \$84 million and \$68 million, respectively, and for fiscal 2010 to 2014 is expected to be \$217 million, \$214 million, \$199 million, \$179 million and \$172 million, respectively, and \$1.3 billion thereafter.

QUALCOMM Incorporated
NOTES TO CONSOLIDATED FINANCIAL STATEMENTS

Other Current Liabilities

	<u>September 27, 2009</u>	<u>September 28, 2008</u>
	(In millions)	
Customer-related liabilities, including incentives, rebates and other reserves	\$ 461	\$ 334
Current portion of payable to Broadcom (Note 9)	170	—
Accrued liability to KFTC (Note 9)	230	—
Payable for unsettled securities trades	101	209
Obligations under securities lending	—	173
Other	294	354
	<u>\$ 1,256</u>	<u>\$ 1,070</u>

Note 5. Investment (Loss) Income

Investment (loss) income, net was comprised as follows (in millions):

	<u>2009</u>	<u>2008</u>	<u>2007</u>
Interest and dividend income	\$ 516	\$ 491	\$ 558
Interest expense	(24)	(22)	(11)
Net realized gains on marketable securities	136	127	218
Net realized gains on other investments	1	28	4
Net impairment losses on marketable securities	(743)	(502)	(16)
Net impairment losses on other investments	(20)	(33)	(11)
Gains on derivative instruments	1	6	2
Equity in (losses) earnings of investees	(17)	1	(1)
	<u>\$ (150)</u>	<u>\$ 96</u>	<u>\$ 743</u>

Net impairment losses on marketable securities for fiscal 2009 was comprised of total other-than-temporary impairment losses of \$747 million less \$4 million related to the noncredit portion of losses on debt securities recognized in other comprehensive income. The net other-than-temporary losses on marketable securities were generally related to depressed securities values caused by the major disruption in U.S. and foreign credit and financial markets.

Note 6. Income Taxes

The components of the income tax provision were as follows (in millions):

	<u>2009</u>	<u>2008</u>	<u>2007</u>
Current provision:			
Federal	\$ 130	\$ 394	\$ 192
State	52	71	37
Foreign	291	245	185
	<u>473</u>	<u>710</u>	<u>414</u>
Deferred provision:			
Federal	(47)	(14)	(75)
State	77	(22)	(15)
Foreign	(19)	(8)	(1)
	<u>11</u>	<u>(44)</u>	<u>(91)</u>
	<u>\$ 484</u>	<u>\$ 666</u>	<u>\$ 323</u>

The foreign component of the income tax provision consists primarily of foreign withholding taxes on royalty income included in United States earnings.

QUALCOMM Incorporated
NOTES TO CONSOLIDATED FINANCIAL STATEMENTS

The components of income before income taxes by United States and foreign jurisdictions were as follows (in millions):

	<u>2009</u>	<u>2008</u>	<u>2007</u>
United States	\$ 1,041	\$ 1,564	\$ 1,681
Foreign	1,035	2,262	1,945
	<u>\$ 2,076</u>	<u>\$ 3,826</u>	<u>\$ 3,626</u>

The following is a reconciliation of the expected statutory federal income tax provision to the Company's actual income tax provision (in millions):

	<u>2009</u>	<u>2008</u>	<u>2007</u>
Expected income tax provision at federal statutory tax rate	\$ 727	\$ 1,339	\$ 1,269
State income tax provision, net of federal benefit	98	168	180
Foreign income taxed at other than U.S. rates	(407)	(858)	(710)
Tax audit settlements	(155)	—	(331)
Tax credits	(112)	(47)	(91)
Valuation allowance	229	48	(7)
Revaluation of deferred taxes	74	—	—
Other	30	16	13
Income tax expense	<u>\$ 484</u>	<u>\$ 666</u>	<u>\$ 323</u>

The Company has not recorded a deferred tax liability of approximately \$3.0 billion related to the United States federal and state income taxes and foreign withholding taxes on approximately \$8.6 billion of undistributed earnings of certain non-United States subsidiaries indefinitely invested outside the United States. Should the Company decide to repatriate the foreign earnings, the Company would have to adjust the income tax provision in the period management determined that the earnings will no longer be indefinitely invested outside the United States.

The Company files income tax returns in the United States federal jurisdiction and various state and foreign jurisdictions. The tax provision was reduced by \$155 million during fiscal 2009 to adjust the Company's prior year estimates of uncertain tax positions as a result of various federal, state and foreign tax audits. The Company is no longer subject to United States federal examinations by taxing authorities for years prior to fiscal 2008. The U.S. income tax return for fiscal 2008 is being examined by the IRS, which is expected to be completed no later than May 2010. The Company is participating in the IRS Compliance Assurance Program, whereby the IRS and the Company endeavor to agree on the treatment of all issues in the fiscal 2009 tax return prior to the return being filed. The Company is subject to examination by the California Franchise Tax Board for fiscal years after 2002 and is currently under examination for fiscal 2003, 2004 and 2005. The Company is also subject to income taxes in other taxing jurisdictions in the United States and around the world, many of which are open to tax examinations for periods after fiscal 2002.

During fiscal 2007, the Internal Revenue Service completed audits of the Company's tax returns for fiscal 2003 and 2004, resulting in adjustments to the Company's net operating loss and credit carryover amounts for those years. The tax provision was reduced by \$331 million during fiscal 2007 to reflect the known and expected impacts of the audits on the reviewed and open tax years.

The Company had deferred tax assets and deferred tax liabilities as follows (in millions):

QUALCOMM Incorporated
NOTES TO CONSOLIDATED FINANCIAL STATEMENTS

	September 27, 2009	September 28, 2008
Accrued liabilities, reserves and other	\$ 278	\$ 278
Share-based compensation	500	383
Capitalized start-up and organizational costs	103	118
Unearned revenues	56	51
Unrealized losses on marketable securities	396	380
Unrealized losses on other investments	31	37
Capital loss carryover	83	13
Tax credits	5	96
Unused net operating losses	69	66
Other basis differences	7	14
Total gross deferred assets	<u>1,528</u>	<u>1,436</u>
Valuation allowance	<u>(72)</u>	<u>(149)</u>
Total net deferred assets	<u>1,456</u>	<u>1,287</u>
Purchased intangible assets	(95)	(85)
Deferred contract costs	(7)	(5)
Unrealized gains on marketable securities	(255)	(20)
Property, plant and equipment	<u>(110)</u>	<u>(59)</u>
Total deferred liabilities	<u>(467)</u>	<u>(169)</u>
Net deferred assets	<u>\$ 989</u>	<u>\$ 1,118</u>
Reported as:		
Current deferred tax assets	\$ 149	\$ 289
Non-current deferred tax assets	843	830
Non-current deferred tax liabilities ⁽¹⁾	<u>(3)</u>	<u>(1)</u>
	<u>\$ 989</u>	<u>\$ 1,118</u>

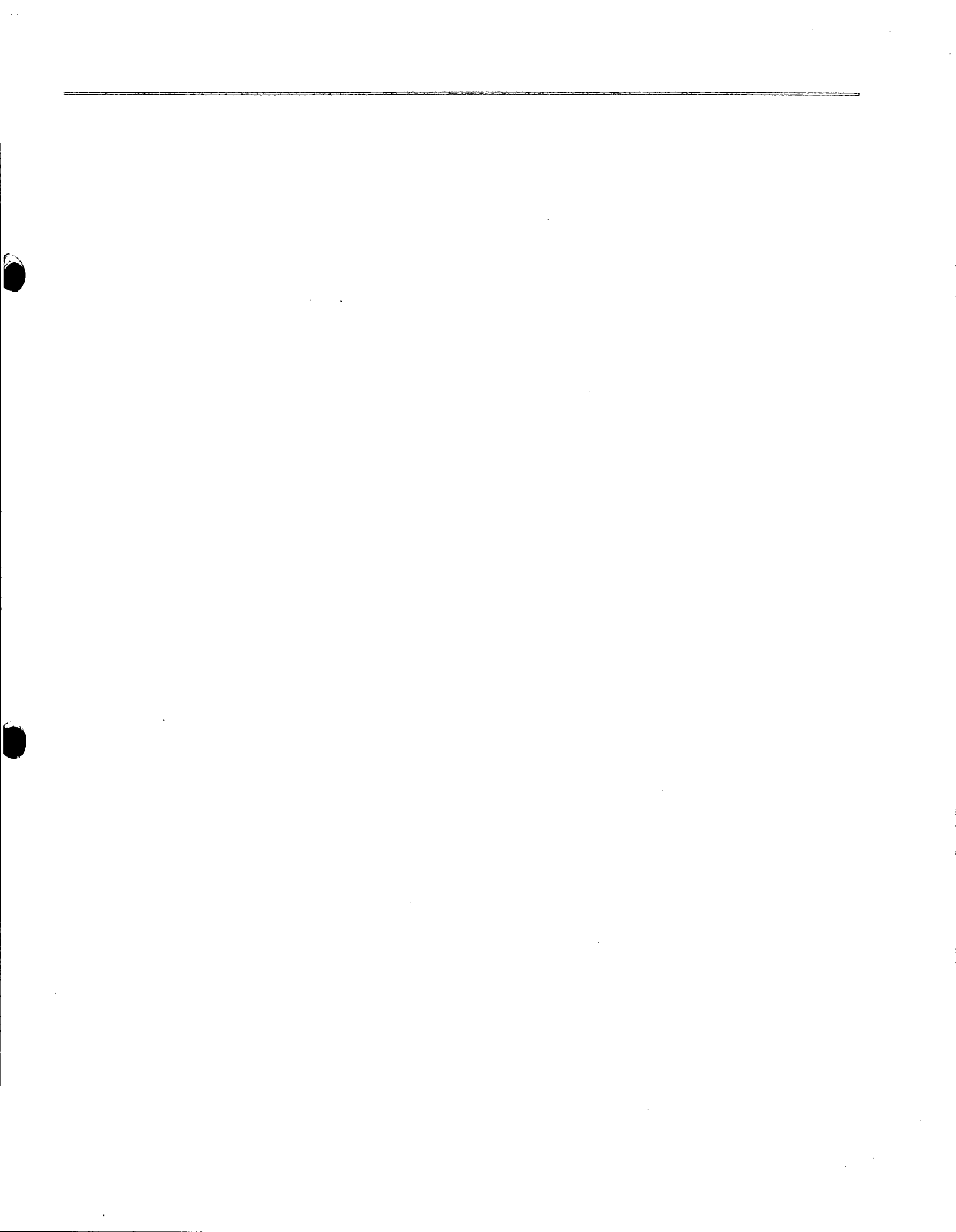
⁽¹⁾ Included in other liabilities in the consolidated balance sheets.

At September 27, 2009, the Company had unused federal net operating loss carryforwards of \$131 million expiring from 2015 through 2028, unused state net operating loss carryforwards of \$202 million expiring from 2012 through 2029, and unused foreign net operating loss carryforwards of \$47 million, with \$46 million expiring from 2012 through 2015. At September 27, 2009, the Company had unused state income tax credits of \$5 million, which do not expire. The Company does not expect its federal net operating loss carryforwards and its state income tax credits to expire unused.

The Company believes, more likely than not, that it will have sufficient taxable income after stock option related deductions to utilize the majority of its deferred tax assets. As of September 27, 2009, the Company has provided a valuation allowance on foreign and state net operating losses and net capital losses of \$17 million and \$55 million, respectively, of which \$278 million was recorded as an increase in other comprehensive income in fiscal 2009. The valuation allowances reflect the uncertainty surrounding the Company's ability to generate sufficient future taxable income in certain foreign and state tax jurisdictions to utilize its net operating losses and the Company's ability to generate sufficient capital gains to utilize all capital losses.

A summary of the changes in the amount of unrecognized tax benefits for fiscal 2009 and 2008 is shown below (in millions):

	2009	2008
Beginning balance of unrecognized tax benefits	\$ 244	\$ 224
Additions based on prior year tax positions	39	6
Reductions for prior year tax positions	(202)	(38)
Additions for current year tax positions	3	52
Ending balance of unrecognized tax benefits	<u>\$ 84</u>	<u>\$ 244</u>



QUALCOMM Incorporated
NOTES TO CONSOLIDATED FINANCIAL STATEMENTS

Unrecognized tax benefits at September 27, 2009 include \$44 million for tax positions that, if recognized, would impact the effective tax rate. The reduction in unrecognized tax benefits in fiscal 2009 related primarily to the impacts of various federal, state and foreign tax audits. Due to the anticipated resolution of additional tax audits during fiscal 2010, it is likely that the Company's unrecognized tax benefits will decrease within the next twelve months and result in adjustments to the Company's deferred tax assets, income taxes payable and income tax provision. Interest expense related to uncertain tax positions was negligible in fiscal 2009, 2008 and 2007. The amount of accrued interest and penalties was negligible at September 27, 2009 and September 28, 2008.

Cash amounts paid for income taxes, net of refunds received, were \$516 million, \$360 million and \$233 million for fiscal 2009, 2008 and 2007, respectively. The income taxes paid are primarily related to foreign withholding taxes.

On October 3, 2008, the Emergency Economic Stabilization Act of 2008 was enacted. The bill extends the research and development tax credit for calendar year 2008 and 2009 and increases the Alternative Simplified Credit rate from 12% to 14% in calendar 2009. The Company recorded an additional research and development tax credit related to fiscal 2008 of approximately \$38 million in the first quarter of fiscal 2009, the period in which the research and development tax credit extension was enacted.

Note 7. Capital Stock

Preferred Stock. The Company has 8,000,000 shares of preferred stock authorized for issuance in one or more series, at a par value of \$0.0001 per share. In conjunction with the distribution of preferred share purchase rights, 4,000,000 shares of preferred stock are designated as Series A Junior Participating Preferred Stock, and such shares are reserved for issuance upon exercise of the preferred share purchase rights. At September 27, 2009 and September 28, 2008, no shares of preferred stock were outstanding.

Preferred Share Purchase Rights Agreement. The Company has a Preferred Share Purchase Rights Agreement (Rights Agreement) to protect stockholders' interests in the event of a proposed takeover of the Company. Under the original Rights Agreement, adopted on September 26, 1995, the Company declared a dividend of one preferred share purchase right (a Right) for each share of the Company's common stock outstanding. Pursuant to the Rights Agreement, as amended and restated on December 7, 2006, each Right entitles the registered holder to purchase from the Company a one one-thousandth share of Series A Junior Participating Preferred Stock, \$0.0001 par value per share, subject to adjustment for subsequent stock splits, at a purchase price of \$180. The Rights are exercisable only if a person or group (an Acquiring Person) acquires beneficial ownership of 20% or more of the Company's outstanding shares of common stock without approval of the Board of Directors. Upon exercise, holders, other than an Acquiring Person, will have the right, subject to termination, to receive the Company's common stock or other securities, cash or other assets having a market value, as defined, equal to twice such purchase price. The Rights, which expire on September 25, 2015, are redeemable in whole, but not in part, at the Company's option prior to the time such Rights are triggered for a price of \$0.001 per Right.

Stock Repurchase Program. On March 11, 2008, the Company announced that it had been authorized to repurchase up to \$2.0 billion of the Company's common stock. The stock repurchase program has no expiration date. When stock is repurchased and retired, the amount paid in excess of par value is recorded to paid-in capital. During fiscal 2009, 2008 and 2007, the Company repurchased and retired 8,920,000, 42,616,000 and 37,263,000 shares of common stock, respectively, for \$284 million, \$1.7 billion and \$1.5 billion, respectively, before commissions and excluding \$14 million and \$9 million of premiums received related to put options that were exercised in fiscal 2008 and 2007, respectively. At September 27, 2009, approximately \$1.7 billion remained authorized for repurchase under the Company's stock repurchase program.

In connection with the Company's stock repurchase program, the Company sold put options on its own stock during fiscal 2007. At September 27, 2009 and September 28, 2008, no put options remained outstanding. During fiscal 2008, the Company recognized gains of \$6 million in investment income due to decreases in the fair values of put options, including premiums received of \$14 million. During fiscal 2007, the Company recognized \$3 million in investment losses due to net increases in the fair values of put options, net of premiums received of \$17 million.

Dividends. The Company announced increases in its quarterly dividend per share of common stock from \$0.12 to \$0.14 on March 13, 2007, from \$0.14 to \$0.16 on March 11, 2008, and from \$0.16 to \$0.17 on March 3, 2009. Cash dividends announced in fiscal 2009, 2008 and 2007 were as follows (in millions, except per share data):

QUALCOMM Incorporated
NOTES TO CONSOLIDATED FINANCIAL STATEMENTS

	2009		2008		2007	
	Per Share	Total	Per Share	Total	Per Share	Total
First quarter	\$ 0.16	\$ 264	\$ 0.14	\$ 228	\$ 0.12	\$ 198
Second quarter	0.16	264	0.14	227	0.12	200
Third quarter	0.17	282	0.16	261	0.14	234
Fourth quarter	0.17	283	0.16	266	0.14	230
	<u>\$ 0.66</u>	<u>\$ 1,093</u>	<u>\$ 0.60</u>	<u>\$ 982</u>	<u>\$ 0.52</u>	<u>\$ 862</u>

On October 2, 2009, the Company announced a cash dividend of \$0.17 per share on the Company's common stock, payable on December 23, 2009 to stockholders of record as of November 25, 2009, which will be reflected in the consolidated financial statements in the first quarter of fiscal 2010.

Note 8. Employee Benefit Plans

Employee Savings and Retirement Plan. The Company has a 401(k) plan that allows eligible employees to contribute up to 100% of their eligible compensation, subject to annual limits. The Company matches a portion of the employee contributions and may, at its discretion, make additional contributions based upon earnings. The Company's contribution expense for fiscal 2009, 2008 and 2007 was \$46 million, \$45 million and \$39 million, respectively.

Equity Compensation Plans. The Board of Directors may grant options to selected employees, directors and consultants to the Company to purchase shares of the Company's common stock at a price not less than the fair market value of the stock at the date of grant. The 2006 Long-Term Incentive Plan (the 2006 Plan) was adopted during the second quarter of fiscal 2006 and replaced the 2001 Stock Option Plan and the 2001 Non-Employee Directors' Stock Option Plan and their predecessor plans (the Prior Plans). The 2006 Plan provides for the grant of incentive and nonstatutory stock options as well as stock appreciation rights, restricted stock, restricted stock units, performance units and shares and other stock-based awards and is the source of shares issued under the Executive Retirement Matching Contribution Plan (ERMCP). The share reserve under the 2006 Plan was 405,284,000 at September 27, 2009. Shares subject to any outstanding option under a Prior Plan that is terminated or cancelled (but not an option under a Prior Plan that expires) following the date that the 2006 Plan was approved by stockholders, and shares that are subject to an award under the ERMCP and are returned to the Company because they fail to vest, will again become available for grant under the 2006 Plan. The Board of Directors of the Company may amend or terminate the 2006 Plan at any time. Certain amendments, including an increase in the share reserve, require stockholder approval. Generally, options and restricted stock units outstanding vest over periods not exceeding five years. Options are exercisable for up to ten years from the grant date.

During fiscal 2008, the Company assumed a total of approximately 1,462,000 outstanding stock options under various stock-based incentive plans that were assumed (the Assumed Plans) as a result of acquisitions. The Assumed Plans were suspended on the dates of acquisition, and no additional shares may be granted under those plans. The Assumed Plans provided for the grant of both incentive stock options and non-qualified stock options. Generally, options outstanding vest over periods not exceeding five years and are exercisable for up to ten years from the grant date.

A summary of stock option transactions for all stock option plans follows:

	Number of Shares (In thousands)	Weighted Average Exercise Price	Average Remaining Contractual Term (Years)	Aggregate Intrinsic Value (In billions)
Outstanding at September 28, 2008	202,326	\$37.42		
Options granted	41,135	38.16		
Options cancelled/forfeited/expired	(5,365)	41.85		
Options exercised	(18,585)	28.76		
Options outstanding at September 27, 2009	<u>219,511</u>	\$38.18	6.45	\$1.6
Exercisable at September 27, 2009	<u>123,534</u>	\$36.36	5.01	\$1.1

Net stock options, after forfeitures and cancellations, granted during fiscal 2009, 2008 and 2007 represented 2.2%, 2.7% and 2.0% of outstanding shares as of the beginning of each fiscal year, respectively. Total stock options granted during fiscal 2009, 2008 and 2007 represented 2.5%, 3.2% and 2.4%, respectively, of outstanding shares as of the end of each fiscal year.

QUALCOMM Incorporated
NOTES TO CONSOLIDATED FINANCIAL STATEMENTS

The Company's determination of the fair value of stock option awards on the date of grant using an option-pricing model is affected by the Company's stock price as well as assumptions regarding a number of complex and subjective variables. At September 27, 2009, total unrecognized estimated compensation cost related to non-vested stock options granted prior to that date was \$1.4 billion, which is expected to be recognized over a weighted-average period of 3.3 years. The total intrinsic value of stock options exercised during fiscal 2009, 2008 and 2007 was \$272 million, \$1.3 billion and \$708 million, respectively. The Company recorded cash received from the exercise of stock options of \$534 million, \$1.1 billion and \$479 million and related tax benefits of \$106 million, \$492 million and \$272 million during fiscal 2009, 2008 and 2007, respectively. Upon option exercise, the Company issues new shares of stock.

During fiscal 2008, the Company granted 55,000 restricted stock units to certain employees, all of which remain unvested at September 27, 2009. The weighted-average fair value per share of the restricted stock units awarded in fiscal 2008 was \$54.42 calculated based on the fair value of the Company's common stock on the date of grant of each award. At September 27, 2009, the total unrecognized estimated compensation cost related to non-vested restricted stock units granted prior to that date was negligible.

Employee Stock Purchase Plans. The Company has one employee stock purchase plan for eligible employees to purchase shares of common stock at 85% of the lower of the fair market value on the first or the last day of each six-month offering period. Employees may authorize the Company to withhold up to 15% of their compensation during any offering period, subject to certain limitations. In fiscal 2008, the Company amended the employee stock purchase plan to include a non-423 (b) plan. The employee stock purchase plan authorizes up to approximately 24,709,000 shares to be granted. During fiscal 2009, 2008 and 2007, approximately 3,654,000, 2,951,000 and 2,650,000 shares, respectively, were issued under the plans at an average price of \$29.72, \$35.96 and \$32.08 per share, respectively. At September 27, 2009, approximately 3,971,000 shares were reserved for future issuance.

At September 27, 2009, total unrecognized estimated compensation cost related to non-vested purchase rights granted prior to that date was \$12 million. The Company recorded cash received from the exercise of purchase rights of \$109 million, \$106 million and \$85 million during fiscal 2009, 2008, and 2007, respectively.

Executive Retirement Plans. The Company has voluntary retirement plans that allow eligible executives to defer up to 100% of their income on a pre-tax basis. On a quarterly basis, the Company matches up to 10% of the participants' deferral in Company common stock under the ERMCP based on the then-current market price, to be distributed to the participant upon eligible retirement. The income deferred and the Company match held in trust are unsecured and subject to the claims of general creditors of the Company. Company contributions vest based on certain minimum participation or service requirements and are fully vested at age 65. Participants who terminate employment forfeit their unvested shares. During fiscal 2009, 2008 and 2007, approximately 153,000, 96,000 and 126,000 shares, respectively, were allocated under the plans, and the Company recorded \$6 million, \$6 million and \$5 million in compensation expense, respectively, related to its net matching contributions to the plans.

Note 9. Commitments and Contingencies

Litigation. European Commission Complaint: On October 28, 2005, it was reported that six companies (Broadcom, Nokia, Texas Instruments, NEC, Panasonic and Ericsson) filed complaints with the European Commission, alleging that the Company violated European Union competition law in its WCDMA licensing practices. The Company has received the complaints and has submitted replies to the allegations, as well as documents and other information requested by the European Commission. On October 1, 2007, the European Commission announced that it had initiated a proceeding. To date, the European Commission has not announced whether it would issue a Statement of Objections or whether it has made any conclusions as to the merits of the complaints. As part of their agreements with the Company, Nokia and Broadcom have each withdrawn their complaints filed with the European Commission, though the investigation remains active.

Tessera, Inc. v. QUALCOMM Incorporated: On April 17, 2007, Tessera, Inc. filed a patent infringement lawsuit in the United States District Court for the Eastern Division of Texas and a complaint with the United States International Trade Commission (ITC) pursuant to Section 337 of the Tariff Act of 1930 against the Company and other companies, alleging infringement of two patents relating to semiconductor packaging structures and seeking monetary damages and injunctive and other relief. The District Court action is stayed pending resolution of the ITC proceeding. The U.S. Patent and Trademark Office's (USPTO) Central Reexamination Unit has issued office actions rejecting all of the asserted patent claims on the grounds that they are invalid in view of certain prior art and has made these rejections final; Tessera has appealed the rejections to the Board of Appeals and Interferences. On December 1, 2008, the Administrative Law Judge (ALJ) ruled that the patents are valid but not infringed. On May 20, 2009, however, the ITC reversed the ALJ's determination that the patents were not infringed and it issued the

QUALCOMM Incorporated
NOTES TO CONSOLIDATED FINANCIAL STATEMENTS

following remedial orders: (1) a limited exclusion order that bans the Company and the other named respondents from importing into the United States the accused chip packages (except to the extent those products are licensed) and (2) a cease and desist order that prohibits the Company from engaging in certain domestic activities respecting those products. The Company and other respondents have appealed. The ITC declined to stay its decision pending appeal, and the President declined to review the decision. The Company has shifted supply of accused chips for the U.S. market to a licensed supplier, Amkor. A licensed source of supply permits the Company to continue to supply the U.S. market without interruption. The appeals court has declined the Company's request that it stay enforcement of the orders pending appeal. The subject patents expire on September 24, 2010, at which time the ITC orders will cease to be operative.

Korea Fair Trade Commission Complaint: Two U.S. companies (Texas Instruments and Broadcom) and two South Korean companies (Nextreaming Corp. and Thin Multimedia, Inc.) filed complaints with the Korea Fair Trade Commission (KFTC) alleging that certain of the Company's business practices violate South Korean anti-trust regulations. On February 17, 2009, the KFTC issued a Case Examiner's report setting forth allegations with respect to the lawfulness of certain business practices related to the Company's integration of multimedia solutions into its chipsets, rebates and discounts provided to its chipset customers and of certain licensing practices. As a result of its agreement with the Company, in May 2009 Broadcom withdrew its complaint to the KFTC. Hearings before the KFTC commenced on May 27, 2009, and on July 23, 2009 the KFTC announced its ruling, although the written decision has not yet been issued. The KFTC announced that it found the Company to be in violation of South Korean law by offering certain discounts and rebates for purchases of its CDMA chips and that it would levy a fine of at least 260 billion Korean won, as well as order the Company to cease the practices at issue. Subject to the issuance and review of the KFTC's written decision, the Company intends to appeal the decision. As a result of this announcement, the Company recorded a \$230 million charge during fiscal 2009. The Company does not anticipate that the cease and desist remedies ordered will have a material effect on its operations. In July 2009, the KFTC also announced that it would continue its review of the Company's integration of multimedia functions into its chipsets, but it has not announced any decisions in that regard. The Company believes that its practices do not violate South Korean competition law, are grounded in sound business practice and are consistent with its customers' desires.

Japan Fair Trade Commission Complaint: The Japan Fair Trade Commission (JFTC) has received unspecified complaints alleging that the Company's business practices are, in some way, a violation of Japanese law. On September 29, 2009, the JFTC issued a Cease and Desist Order (CDO) concluding that the Company's Japanese licensees were forced to cross-license patents to the Company on a royalty-free basis and were forced to accept a provision under which they agreed not to assert their essential patents against the Company's other licensees who made a similar commitment in their license agreements with the Company. The CDO seeks to require the Company to modify its existing license agreements with Japanese companies to eliminate these provisions while preserving the license of the Company's patents to those companies. The Company disagrees with the conclusions that it forced its Japanese licensees to agree to any provision in the parties' agreements and that those provisions violate Japan's Anti-Monopoly Act. The Company intends to invoke its right under Japanese law to an administrative hearing before the JFTC, request that the JFTC suspend the CDO pending a decision following the hearing, and seek a stay of the CDO from the Japanese courts should the JFTC deny the Company's request to suspend the CDO.

Other: The Company has been named, along with many other manufacturers of wireless phones, wireless operators and industry-related organizations, as a defendant in purported class action lawsuits, and individually filed actions pending in Pennsylvania and Washington D.C., seeking monetary damages arising out of its sale of cellular phones. Two of the cases in which the Company has been named as a defendant have been dismissed by the lower courts and are now on appeal by the plaintiffs.

On August 5, 2009, Panasonic filed an arbitration demand alleging that it does not owe royalties, or owes less royalties, on its WCDMA subscriber units, and that the Company breached the license agreement between the parties as well as certain commitments to standards setting organizations. The arbitration demand seeks declaratory relief regarding the amount of royalties due and payable by Panasonic, as well as the return of certain royalties it had previously paid. The Company has responded to the arbitration demand, denying the allegations and requesting judgment in its favor on all claims. Although the Company believes Panasonic's claims are without merit, it has deferred the recognition of revenue related to WCDMA subscriber unit royalties reported and paid by Panasonic in the fourth quarter of fiscal 2009 because, among other reasons, the matter has been submitted to arbitration for resolution.

In November 2008, a complaint was filed in San Diego Federal Court on behalf of a purported class of individuals who purchased CDMA devices or service, seeking damages and injunctive relief under federal and/or state antitrust and unfair competition laws and common law as a result of the Company's licensing practices. On March 3, 2009, the court granted the Company's motion and dismissed the complaint. On April 2, 2009, the plaintiff filed an amended complaint re-asserting some, but not all, of the claims in its original complaint. On August 10, 2009, the court granted the Company's motion to

dismiss the amended complaint for lack of standing. However, the court may reopen the case in the event an appeals court reverses a decision in an unrelated case involving different parties but raising a similar standing issue.

While there can be no assurance of favorable outcomes, the Company believes the claims made by other parties in the foregoing matters are without merit and will vigorously defend the actions. Other than the amount relating to

QUALCOMM Incorporated
NOTES TO CONSOLIDATED FINANCIAL STATEMENTS

the *Korea Fair Trade Commission Complaint*, the Company has not recorded any accrual for contingent liabilities associated with the legal proceedings described above based on the Company's belief that additional liabilities, while possible, are not probable. Further, any possible range of loss cannot be reasonably estimated at this time. The Company is engaged in numerous other legal actions arising in the ordinary course of its business and, while there can be no assurance, believes that the ultimate outcome of these actions will not have a material adverse effect on its operating results, liquidity or financial position.

Litigation Settlement, Patent License and Other Related Items. Since 2005, the Company and Broadcom Corporation (Broadcom) had been engaged in a series of complex legal disputes in various forums, including various claims by Broadcom that alleged infringement by the Company of certain Broadcom patents. The Company believed that these claims were without merit for a variety of reasons, including the Company's successful preparation and deployment of technical "design arounds" (i.e., technical modifications, such as redesigns of the hardware or implementation of new software, to change the structure or function accused of infringing) for certain products where infringement claims had been made as well as findings by USPTO examiners in the reexamination process that the asserted claims of certain of the related patents were invalid. However, in order to settle the litigation to enable the Company to move forward with its business and focus on restoring its relationships with its customers and carriers, on April 26, 2009, the Company entered into a Settlement and Patent License and Non-Assert Agreement (the Agreement) with Broadcom. Under the Agreement, (i) the companies agreed to terminate all litigation between the parties; (ii) Broadcom agreed to assign certain patent rights to the Company; and (iii) the companies granted certain rights to each other under their respective patent portfolios, including agreements not to assert certain patents as well as an exhaustive license to certain patents that were the subject of litigation between the parties and to portions of related patents for integrated circuit and software products. The Company agreed to pay Broadcom \$891 million, of which \$243 million was paid in fiscal 2009 and the remainder will be paid ratably through April 2013. At September 27, 2009, the remaining liability was \$612 million, which approximated the fair value as estimated by discounting the future cash flows using a discount rate that reflects the estimated rate at which the Company could obtain financing with similar terms at September 27, 2009.

The determination of the appropriate accounting treatment for the Agreement depends to a large extent upon the ability to reliably value the assets received. This, in turn, requires that significant judgment be exercised in arriving at certain estimates and assumptions, including the selection of appropriate valuation techniques. As the non-assert provision between the parties did not meet the definition of an asset, no value was ascribed to it in the settlement. The elements of the Agreement which potentially represented assets to the Company comprised the assigned patents and the license to certain other patents; accordingly, the Company endeavored to value these assets using a variety of techniques, including the market and income approaches. The Company referred to several different sources of patent pricing information and also considered the projected cost savings from not using its technical design arounds for the remainder of the related patent life and using the patent instead. However, given the difficulty in reliably estimating the value of the individual elements in the Agreement, the Company has treated the Agreement as a single element for accounting purposes. The principal benefits to the Company from entering into the Agreement were (i) the termination of litigation between the parties which allows the Company to avoid future litigation expenses and (ii) the avoidance of future customer disruption; accordingly, the predominant component of the arrangement was the litigation settlement. As a result, the Company recorded a \$783 million charge during fiscal 2009, including \$35 million related to assets that were initially capitalized. The charge represented the difference between the total payment obligation and the sum of amounts accrued in prior fiscal periods and imputed interest.

Indemnifications. In general, the Company does not agree to indemnify third parties for losses sustained from intellectual property infringement. However, the Company is contingently liable under certain product sales, services, license and other agreements to indemnify certain customers against certain types of liability and/or damages arising from qualifying claims of patent infringement by products or services sold or provided by the Company. The Company's obligations under these agreements may be limited in terms of time and/or amount, and in some instances, the Company may have recourse against third parties for certain payments made by the Company. These indemnification arrangements are not initially measured and recognized at fair value because they are deemed to be similar to product warranties in that they relate to claims and/or other actions that could impair the ability of the Company's direct or indirect customers to use the Company's products or services. Accordingly, the Company records liabilities resulting from the arrangements when they are probable and can be reasonably estimated. Reimbursements under indemnification arrangements have not been material to the Company's consolidated financial statements. The Company has not recorded any accrual for contingent liabilities at September 27, 2009 associated with these indemnification arrangements, other than negligible amounts for reimbursement of legal costs, based on the Company's belief that additional liabilities, while possible, are not probable. Further, any possible range of loss cannot be estimated at this time.

Purchase Obligations. The Company has agreements with suppliers and other parties to purchase inventory, other goods

and services and long-lived assets and estimates its noncancelable obligations under these agreements for fiscal 2010 to 2014 to be approximately \$893 million, \$158 million, \$76 million, \$23 million and \$2 million, respectively, and \$55 million thereafter. Of these amounts, commitments to purchase integrated circuit product inventories for fiscal 2010 and 2011 comprised \$670 million and \$13 million, respectively.

Leases. The Company leases certain of its facilities and equipment under noncancelable operating leases, with terms ranging from less than one year to 35 years and with provisions for cost-of-living increases with certain leases. Rental expense for fiscal 2009, 2008 and 2007 was \$80 million, \$75 million and \$60 million, respectively. The Company leases certain property under capital lease agreements that expire at various dates through 2043. Capital lease obligations are included in other liabilities. The future minimum lease payments for all capital leases and operating leases as of September 27, 2009 are as follows (in millions):

F-27

QUALCOMM Incorporated
NOTES TO CONSOLIDATED FINANCIAL STATEMENTS

	<u>Capital Leases</u>	<u>Operating Leases</u>	<u>Total</u>
2010	\$ 14	\$ 84	\$ 98
2011	14	67	81
2012	13	32	45
2013	14	22	36
2014	14	22	36
Thereafter	<u>377</u>	<u>223</u>	<u>600</u>
Total minimum lease payments	<u>\$ 446</u>	<u>\$ 450</u>	<u>\$ 896</u>
Deduct: Amounts representing interest	<u>257</u>		
Present value of minimum lease payments	189		
Deduct: Current portion of capital lease obligations	<u>2</u>		
Long-term portion of capital lease obligations	<u>\$ 187</u>		

Note 10. Segment Information

The Company is organized on the basis of products and services. The Company aggregates four of its divisions into the Qualcomm Wireless & Internet segment. Reportable segments are as follows:

- Qualcomm CDMA Technologies (QCT) — develops and supplies integrated circuits and system software for wireless voice and data communications, multimedia functions and global positioning system products based on its CDMA technology and other technologies;
- Qualcomm Technology Licensing (QTL) — grants licenses to use portions of the Company’s intellectual property portfolio, which includes certain patent rights essential to and/or useful in the manufacture and sale of certain wireless products, including, without limitation, products implementing cdmaOne, CDMA2000, WCDMA, CDMA TDD (including TD-SCDMA), GSM/GPRS/EDGE and/or OFDMA standards and their derivatives, and collects license fees and royalties in partial consideration for such licenses;
- Qualcomm Wireless & Internet (QWI) — comprised of:
 - o Qualcomm Internet Services (QIS) — provides content enablement services for the wireless industry and push-to-talk and other products and services for wireless network operators;
 - o Qualcomm Government Technologies (QGOV) — provides development, hardware and analytical expertise to United States government agencies involving wireless communications technologies;
 - o Qualcomm Enterprise Services (QES) — provides satellite- and terrestrial-based two-way data messaging, position reporting, wireless application services and managed data services to transportation and logistics companies and other enterprise companies; and
 - o Firethorn — builds and manages software applications that enable financial institutions and wireless operators to offer mobile commerce services.
- Qualcomm Strategic Initiatives (QSI) — manages the Company’s strategic investment activities, including FLO TV Incorporated (FLO TV), the Company’s wholly-owned wireless multimedia operator subsidiary. QSI makes strategic investments to promote the worldwide adoption of CDMA-based products and services.

The Company evaluates the performance of its segments based on earnings (loss) before income taxes (EBT). EBT includes the allocation of certain corporate expenses to the segments, including depreciation and amortization expense related to unallocated corporate assets. Certain income and charges are not allocated to segments in the Company’s management reports because they are not considered in evaluating the segments’ operating performance. Unallocated income and charges include certain investment income, certain share-based compensation and certain research and development expenses and marketing expenses that were not deemed to be directly related to the businesses of the segments. The table below presents revenues, EBT and total assets for reportable segments (in millions):

QUALCOMM Incorporated
NOTES TO CONSOLIDATED FINANCIAL STATEMENTS

	<u>QCT</u>	<u>QTL</u>	<u>QWI</u>	<u>QSI</u>	<u>Reconciling Items</u>	<u>Total</u>
2009						
Revenues	\$6,135	\$3,605	\$641	\$ 29	\$ 6	\$10,416
EBT	1,441	3,068	20	(361)	(2,092)	2,076
Total assets	892	89	142	1,614	24,708	27,445
2008						
Revenues	\$6,717	\$3,622	\$785	\$ 12	\$ 6	\$11,142
EBT	1,833	3,142	(1)	(304)	(844)	3,826
Total assets	1,574	2,668	183	1,458	18,829	24,712
2007						
Revenues	\$5,275	\$2,772	\$828	\$ 1	\$ (5)	\$ 8,871
EBT	1,547	2,340	88	(240)	(109)	3,626
Total assets	921	29	200	896	16,449	18,495

Segment assets are comprised of accounts receivable, finance receivables and inventories for QCT, QTL and QWI. The QSI segment assets include certain marketable securities, notes receivable, wireless licenses, other investments and all assets of QSI's consolidated subsidiary, FLO TV, including property, plant and equipment. QSI's assets related to the FLO TV business totaled \$1.3 billion, \$1.2 billion and \$457 million at September 27, 2009, September 28, 2008 and September 30, 2007, respectively. QSI's assets also included \$10 million, \$20 million and \$16 million related to investments in equity method investees at September 27, 2009, September 28, 2008 and September 30, 2007, respectively. Reconciling items for total assets included \$389 million, \$277 million and \$215 million at September 27, 2009, September 28, 2008 and September 30, 2007, respectively, of goodwill and other assets related to the Qualcomm MEMS Technologies division (QMT), a nonreportable segment developing display technology for mobile devices and other applications. Total segment assets differ from total assets on a consolidated basis as a result of unallocated corporate assets primarily comprised of certain cash, cash equivalents, marketable securities, property, plant and equipment, deferred tax assets, goodwill and other intangible assets of nonreportable segments. The net book values of long-lived assets located outside of the United States were \$256 million, \$100 million and \$89 million at September 27, 2009, September 28, 2008 and September 30, 2007, respectively. The net book values of long-lived assets located in the United States were \$2.1 billion at September 27, 2009 and September 28, 2008 and \$1.7 billion at September 30, 2007.

Revenues from each of the Company's divisions aggregated into the QWI reportable segment were as follows (in millions):

	<u>2009</u>	<u>2008</u>	<u>2007</u>
QES	\$ 344	\$ 423	\$ 501
QIS	229	299	272
QGOV	66	67	57
Firethorn	3	(2)	—
Eliminations	(1)	(2)	(2)
Total QWI	<u>\$ 641</u>	<u>\$ 785</u>	<u>\$ 828</u>

QUALCOMM Incorporated
NOTES TO CONSOLIDATED FINANCIAL STATEMENTS

Other reconciling items were comprised as follows (in millions):

	<u>2009</u>	<u>2008</u>	<u>2007</u>
Revenues			
Elimination of intersegment revenues	\$ (15)	\$ (18)	\$ (39)
Other nonreportable segments	21	24	34
	<u>\$ 6</u>	<u>\$ 6</u>	<u>\$ (5)</u>
Earnings (losses) before income taxes			
Unallocated cost of equipment and services revenues	\$ (41)	(39)	(39)
Unallocated research and development expenses	(380)	\$ (353)	\$ (341)
Unallocated selling, general, and administrative expenses	(304)	(326)	(268)
Unallocated other operating expenses (Note 9)	(1,013)	—	—
Unallocated investment (loss) income, net	(141)	70	718
Other nonreportable segments	(206)	(190)	(158)
Intracompany eliminations	(7)	(6)	(21)
Reconciling items	<u>\$ (2,092)</u>	<u>\$ (844)</u>	<u>\$ (109)</u>

During fiscal 2009, share-based compensation expense included in unallocated research and development expenses and unallocated selling, general and administrative expenses totaled \$280 million and \$263 million, respectively. During fiscal 2008, share-based compensation expense included in unallocated research and development expenses and unallocated selling, general and administrative expenses totaled \$250 million and \$251 million, respectively. During fiscal 2007, share-based compensation expense included in unallocated research and development expenses and unallocated selling, general and administrative expenses totaled \$221 million and \$227 million, respectively. Unallocated cost of equipment and services revenues was comprised entirely of share-based compensation expense.

Specified items included in segment EBT were as follows (in millions):

	<u>QCT</u>	<u>QTL</u>	<u>QWI</u>	<u>QSI</u>
2009				
Revenues from external customers	\$6,125	\$3,603	\$638	\$29
Intersegment revenues	10	2	3	—
Interest income	4	12	1	3
Interest expense	—	1	1	11
2008				
Revenues from external customers	\$6,709	\$3,619	\$778	\$12
Intersegment revenues	8	3	7	—
Interest income	2	9	2	4
Interest expense	2	1	—	7
2007				
Revenues from external customers	\$5,244	\$2,771	\$821	\$ 1
Intersegment revenues	31	1	7	—
Interest income	2	14	1	7
Interest expense	—	—	1	5

Intersegment revenues are based on prevailing market rates for substantially similar products and services or an approximation thereof, but the purchasing segment may record the cost of revenues at the selling segment's original cost. In that event, the elimination of the selling segment's gross margin is included with other intersegment eliminations in reconciling items. Effectively all equity in earnings (losses) of investees was recorded in QSI in fiscal 2009, 2008 and 2007.

The Company distinguishes revenues from external customers by geographic areas based on the location to which its products, software or services are delivered and, for QTL's licensing and royalty revenues, the invoiced addresses of its licensees. Sales information by geographic area was as follows (in millions):

QUALCOMM Incorporated
NOTES TO CONSOLIDATED FINANCIAL STATEMENTS

	<u>2009</u>	<u>2008</u>	<u>2007</u>
United States	\$ 632	\$ 970	\$ 1,165
South Korea	3,655	3,872	2,780
China	2,378	2,309	1,875
Japan	1,098	1,598	1,524
Other foreign	<u>2,653</u>	<u>2,393</u>	<u>1,527</u>
	<u>\$10,416</u>	<u>\$11,142</u>	<u>\$ 8,871</u>

Note 11. Acquisitions

During fiscal 2009, the Company acquired one business for total cash consideration of \$17 million.

During fiscal 2008, the Company acquired five businesses for total cash consideration of \$263 million. Goodwill recognized in these transactions, of which \$179 million is expected to be deductible for tax purposes, was assigned to the QWI and QCT segments in the amount of \$179 million and \$21 million, respectively. Technology-based intangible assets recognized in the amount of \$57 million are being amortized on a straight-line basis over a weighted-average useful life of six years.

During fiscal 2007, the Company acquired three businesses for total cash consideration of \$181 million. Goodwill recognized in these transactions, of which \$21 million is expected to be deductible for tax purposes, was assigned to the QCT and QWI segments in the amounts of \$72 million and \$10 million, respectively. Technology-based intangible assets recognized in the amount of \$46 million are being amortized on a straight-line basis over a weighted-average useful life of three years.

The consolidated financial statements include the operating results of these businesses from their respective dates of acquisition. Pro forma results of operations have not been presented because the effects of the acquisitions were not material.

Note 12. Summarized Quarterly Data (Unaudited)

The following financial information reflects all normal recurring adjustments that are, in the opinion of management, necessary for a fair statement of the results of the interim periods.

The table below presents quarterly data for the years ended September 27, 2009 and September 28, 2008 (in millions, except per share data):

	<u>1st Quarter</u>	<u>2nd Quarter</u>	<u>3rd Quarter</u>	<u>4th Quarter</u>
2009				
Revenues ⁽¹⁾	\$2,517	\$2,455	\$2,753	\$2,690
Operating income (loss) ⁽¹⁾	745	(10)	894	597
Net income (loss) ⁽¹⁾	341	(289)	737	803
Basic earnings (loss) per common share ⁽²⁾	\$ 0.21	\$(0.18)	\$ 0.45	\$ 0.48
Diluted earnings (loss) per common share ⁽²⁾	\$ 0.20	\$(0.18)	\$ 0.44	\$ 0.48
2008				
Revenues ⁽¹⁾	\$2,440	\$2,606	\$2,762	\$3,334
Operating income ⁽¹⁾	757	813	824	1,335
Net income ⁽¹⁾	767	766	748	878
Basic earnings per common share ⁽²⁾	\$ 0.47	\$ 0.47	\$ 0.46	\$ 0.53
Diluted earnings per common share ⁽²⁾	\$ 0.46	\$ 0.47	\$ 0.45	\$ 0.52

(1) Revenues, operating income and net income are rounded to millions each quarter. Therefore, the sum of the quarterly amounts may not equal the annual amounts reported.

(2) Earnings per share are computed independently for each quarter and the full year based upon respective average shares outstanding. Therefore, the sum of the quarterly earnings per share amounts may not equal the annual amounts reported.

SCHEDULE II
QUALCOMM INCORPORATED
VALUATION AND QUALIFYING ACCOUNTS
(In millions)

	<u>Balance at Beginning of Period</u>	<u>(Charged) Credited to Costs and Expenses</u>	<u>Deductions</u>	<u>Other</u>	<u>Balance at End of Period</u>
Year ended September 30, 2007					
Allowances:					
— trade receivables	\$ (1)	\$ (37)	\$ 2	\$ —	\$ (36)
— notes receivable	(78)	(13)	58	—	(33)
Valuation allowance on deferred tax assets	(22)	(1)	3	—	(20)
	<u>\$ (101)</u>	<u>\$ (51)</u>	<u>\$ 63</u>	<u>\$ —</u>	<u>\$ (89)</u>
Year ended September 28, 2008					
Allowances:					
— trade receivables	\$ (36)	\$ (5)	\$ 3	\$ —	\$ (38)
— notes receivable	(33)	(2)	32	—	(3)
Valuation allowance on deferred tax assets	(20)	(48)	—	(81) ^(a)	(149)
	<u>\$ (89)</u>	<u>\$ (55)</u>	<u>\$ 35</u>	<u>\$ (81)</u>	<u>\$ (190)</u>
Year ended September 27, 2009					
Allowances:					
— trade receivables	\$ (38)	\$ (4)	\$ 38	\$ —	\$ (4)
— notes receivables	(3)	(4)	6	—	(1)
— investment receivables ^(b)	—	(10)	—	—	(10)
Valuation allowance on deferred tax assets	(149)	(201)	—	278 ^(a)	(72)
	<u>\$ (190)</u>	<u>\$ (219)</u>	<u>\$ 44</u>	<u>\$ 278</u>	<u>\$ (87)</u>

(a) This amount was charged to other comprehensive income (loss).

(b) This amount represents the allowance for investment receivables due for redemptions of money market investments.

**Qualcomm Incorporated
2006 Long-Term Incentive Plan
Employee Stock Option Grant Notice**

Qualcomm Incorporated (the "Company"), pursuant to its 2006 Long-Term Incentive Plan (the "Plan") hereby grants to the Optionee named below a non-qualified stock option to purchase the number of shares of the Company's common stock set forth below. This non-qualified stock option is not intended to qualify for the federal income tax benefits available to an "incentive stock option" within the meaning of Section 422 of the Internal Revenue Code of 1986, as amended. This option is subject to all of the terms and conditions as set forth herein and the Stock Option Agreement (attached hereto) and the Plan¹ which are incorporated herein in their entirety.

Optionee: «First_Name» «Last_Name»
Emp #: «ID»
Date of Grant: «Option_Date»
Exercise Price Per Share: «Option_Price»

Grant No.: «Num»
Shares Subject to Option: «Shares_Granted»
Expiration Date: «Expiration_Date_Period_1»

Vesting Schedule

<u>Exercisable Shares</u>	<u>Full Vesting Date</u>	<u>Expiration Date**</u>
«Shares_Period_1»	«Vest_Date_Period_1»	«Expiration_Date_Period_1»
«Shares_Period_2»*	«Vest_Date_Period_2»	«Expiration_Date_Period_2»

* These option shares vest on each six (6) month date after «Vest_Date_Period_1» as to 1/8th of the total shares granted. However, if the Date of Grant is on the 30th of the month, subsequent six (6) month vesting dates will occur on the last day of the month after «Vest_Date_Period_1» as to 1/8th of the total shares granted.

** As an administrative matter, the vested portion of this Option may be exercised only until the close of the Nasdaq Global Select Market on the Expiration Date or the termination date set forth under Section 2.5 of the Agreement or, if such date is not a trading day on the Nasdaq Global Select Market, the last trading day before such date. Any later attempt to exercise this Option will not be honored. For example, if Optionee ceases to remain in Service as provided in Section 2.5 (a)(vii) of the Agreement and the date thirty (30) days after the date of termination of Service is Monday, July 4 (a holiday on which the Nasdaq Global Select Market is closed), Optionee must exercise the exercisable portion of this Option by 4:00 p.m. U.S. Eastern Time on Friday, July 1.

Additional Terms/Acknowledgments: The Optionee acknowledges (in the form determined by the Company) receipt of, and represents that the Optionee has read, understands, accepts and agrees to the terms and conditions of the following: this Grant Notice, the Stock Option Agreement and the Plan (including, but not limited to, the binding arbitration provision in Section 3.7 of the Plan). Optionee hereby accepts the Option subject to all of its terms and conditions and further acknowledges that as of the Date of Grant, this Grant Notice, the Stock Option Agreement and the Plan set forth the entire understanding between Optionee and the Company regarding the acquisition of stock in the Company and supersedes all prior oral and written agreements pertaining to this particular option. The Optionee also understands that the Option will not be exercisable until the Company has received a grant acknowledgment in the form required by the Company from the Optionee.

Note: The Optionee is solely responsible for any election to exercise the option, and the Company shall have no obligation whatsoever to provide notice to the Optionee of any matter, including, but not limited to, the date the option terminates.

Qualcomm Incorporated:

By: «Signature»

Dr. Paul E. Jacobs

Chairman of the Board and

Chief Executive Officer

Dated: «Option_Date»

Attachment: Stock Option Agreement A20

¹ A copy of the Plan can be obtained from the Stock Administration website, located on the Company's internal webpage, or you may request a hard copy from the Stock Administration Department.

**Qualcomm Incorporated
2006 Long-Term Incentive Plan
Employee Stock Option Agreement**

Pursuant to the Grant Notice and this Stock Option Agreement, Qualcomm Incorporated (the "Company") has granted you an Option to purchase the number of shares of the Company's common stock ("Stock") indicated in the Grant Notice at the exercise price indicated in the Grant Notice. Defined terms not explicitly defined in this Stock Option Agreement but defined in the Qualcomm Incorporated 2006 Long-Term Incentive Plan (the "Plan") shall have the same definitions as in the Plan.

The details of this Option are as follows:

1. SERVICE AND VESTING.

1.1 SERVICE. As provided in the Plan and notwithstanding any other provision of this Agreement, the Company reserves the right, in its sole discretion, to determine when your Service has terminated, including in the event of any leave of absence or part-time Service.

1.2 VESTING. Except as otherwise provided in the Plan or this Agreement, this Option will vest as provided in the Grant Notice. Notwithstanding any other provision of the Plan or this Agreement, the Company reserves the right, in its sole discretion, to suspend vesting of this Option in the event of any leave of absence or part-time Service.

2. EXERCISE OF THE OPTION.

2.1 METHOD OF EXERCISE. You may exercise the vested portion of this Option at any time prior to the expiration of the Option by delivering a notice of exercise in such form as may be designated by the Company from time to time together with the exercise price to the Secretary of the Company, or to such other person as the Company may designate, during regular business hours and prior to the expiration of the Option, together with such additional documents as the Company may then require pursuant to the terms of the Plan.

2.2 METHOD OF PAYMENT. Payment of the exercise price may be by cash (or check), or pursuant to a program developed under Regulation T as promulgated by the Federal Reserve Board which, prior to the issuance of Stock, results in either the receipt of cash (or check) by the Company or the receipt of irrevocable instructions to a broker which provides for the payment of the aggregate exercise price to the Company, or a combination of the above methods, as the Company may designate from time to time.

2.3 TAX WITHHOLDING. By exercising this Option you agree that as a condition to any exercise of this Option, the Company and/or any Participating Company may withhold from your pay and any other amounts payable to you, or require you to enter an arrangement providing for the payment by you to the Company and/or any Participating Company of any tax withholding obligation of the Company and/or any Participating Company arising by reason of (1) the exercise of this Option; (2) the lapse of any substantial risk of forfeiture to which the Stock is subject at the time of exercise; or (3) the disposition of Stock acquired upon such exercise.

2.4 RESPONSIBILITY FOR EXERCISE. You are responsible for taking any and all actions as may be required to exercise this Option in a timely manner and for properly executing any such documents as may be required for exercise in accordance with such rules and procedures as may be established from time to time. By signing this Agreement you acknowledge that information regarding

the procedures and requirements for this exercise of the Option is available to you on request. The Company and/or any Participating Company shall have no duty or obligation to notify you of the expiration date of this Option.

2.5 EFFECT OF TERMINATION OF SERVICE.

(a) **Option Exercisability.** Subject to earlier termination of the Option as otherwise provided herein and unless otherwise provided in the Grant Notice, the Option shall be exercisable after your termination of Service with the Company or any Participating Company only during the applicable time period determined in accordance with this Section and thereafter shall terminate.

(i) **Disability.** If your Service with the Company or any Participating Company terminates because of your Disability, the Option shall continue to vest for the period of such Disability under the terms and conditions of the Option Agreement and may be exercised by you at any time during the period of Disability but in any event no later than the date of expiration of the Option's term set forth in Section 4 (the "*Option Expiration Date*").

(ii) **Death.** If your Service with the Company or any Participating Company terminates because of your death or because of your Disability and such termination is subsequently followed by your death, the vesting of the Option shall be accelerated effective upon your death, and the Option may be exercised by your legal representative or other person who acquired the right to exercise the Option by reason of your death at any time prior to the expiration of twelve (12) months after the date of your death, but in any event no later than the Option Expiration Date.

(iii) **Normal Retirement Age.** If your Service with the Company or any Participating Company terminates at or after Normal Retirement Age, the Option, to the extent unexercised and vested on the date on which your Service terminates, may be exercised by you at any time prior to the expiration of twelve (12) months after the date on which your Service terminates, but in any event no later than the Option Expiration Date. Options that have not vested as of the date on which your Service terminates will be forfeited as of your termination date.

(iv) **Termination After Layoff.** If your Service with the Company or any Participating Company terminates as a result of "Layoff" (as defined below), then, subject to your execution of a general release of claims satisfactory to the Company, (A) the vesting of the Option shall be accelerated effective as of the date on which your Service terminates by (I) ten percent (10%) of the shares which would otherwise be unvested on such date, plus (II) the number of Options (rounded up to the next full share) calculated by multiplying the number of Options that would have vested on the next semi-annual vesting date by a fraction, the numerator of which is the number of full months (rounded up) since the last annual vesting date and the denominator of which is six, and (B) the Option, to the extent unexercised and vested on the date on which your Service terminated, may be exercised by you (or your guardian or legal representative) at any time prior to the expiration of six (6) months after the date on which your Service terminated, but in any event no later than the Option Expiration Date. All other unvested Options shall be forfeited as of your termination date. Notwithstanding the foregoing, if the Company determines that the provisions or operation of this subsection (iv) would cause the Company to incur a compensation expense other than that which is known by the Company as of the date of grant, then this subsection (iv) shall be without force or effect, and the vesting and exercisability of each outstanding Option and any shares acquired upon the exercise thereof shall be determined under any other applicable provision of the Plan, the Grant Notice or this Option Agreement.

(v) **Termination Upon Transfer to Non-Control Affiliate.** If at the request of the Company, you transfer Service to a Non-Control Affiliate and your Service terminates as a result, then, subject to your execution of a general release of claims form reasonably satisfactory to the

Company, the Option, to the extent unexercised and vested on the date on which your Service terminates, may be exercised by you (or your guardian or legal representative) at any time prior to the expiration of twelve (12) months after the date on which your Service terminated, but in any event no later than the Option Expiration Date. Options that have not vested as of the date on which your Service terminates will be forfeited as of your termination date.

(vi) **Termination After Change in Control.** If your Service with the Company or any Participating Company terminates as a result of Termination After Change in Control (as defined below), then the vesting of the Option shall be accelerated effective as of the date on which your Service terminates, and the Option, to the extent unexercised, may be exercised by you (or your guardian or legal representative) at any time prior to the expiration of six (6) months after the date on which your Service terminates, but in any event no later than the Option Expiration Date.

(vii) **Other Termination of Service.** Except as otherwise provided in Section 2.5(a)(i) through (vi), if your Service with the Company or any Participating Company terminates for any reason then to the extent unexercised and vested on the date on which your Service terminates, the Option may be exercised by you at any time prior to the expiration of thirty (30) days after the date on which your Service terminates, but in any event no later than the Option Expiration Date. Options that have not vested as of the date on which your Service terminates will be forfeited as of your termination date.

(b) **Extension if Exercise Prevented by Law.** Notwithstanding the foregoing, other than termination for Cause, if the exercise of the Option within the applicable time periods set forth in Section 2.5(a) is prevented by the provisions of the Plan, the Option shall remain exercisable until three (3) months after the date you are notified by the Company that the Option is exercisable, but in any event no later than the Option Expiration Date.

(c) **Extension if Subject to Section 16(b).** Notwithstanding the foregoing, other than termination for Cause, if a sale within the applicable time periods set forth in Section 2.5(a) of shares acquired upon the exercise of the Option would subject you to suit under Section 16(b) of the Exchange Act, the Option shall remain exercisable until the earliest to occur of (i) the tenth (10th) day following the date on which a sale of such shares by you would no longer be subject to such suit, (ii) the one hundred and ninetieth (190th) day after your termination of Service, or (iii) the Option Expiration Date.

(d) **Certain Definitions.**

(i) **"Cause"** shall mean any of the following: (1) your theft, dishonesty, or falsification of any Participating Company documents or records; (2) your improper use or disclosure of a Participating Company's confidential or proprietary information; (3) any action by you which has a detrimental effect on a Participating Company's reputation or business; (4) your failure or inability to perform any reasonable assigned duties after written notice from a Participating Company of, and a reasonable opportunity to cure, such failure or inability; (5) any material breach by you of any employment or service agreement between you and a Participating Company, which breach is not cured pursuant to the terms of such agreement; (6) your conviction (including any plea of guilty or nolo contendere) of any criminal act which impairs your ability to perform your duties with a Participating Company; or (7) violation of a material Company policy.

(ii) **"Good Reason"** shall mean any one or more of the following:

a) without your express written consent, the assignment to you of any duties, or any limitation of your responsibilities, substantially inconsistent with your positions,

duties, responsibilities and status with the Participating Company Group immediately prior to the date of the Change in Control;

b) without your express written consent, the relocation of the principal place of your employment or service to a location that is more than fifty (50) miles from your principal place of employment or service immediately prior to the date of the Change in Control, or the imposition of travel requirements substantially more demanding of you than such travel requirements existing immediately prior to the date of the Change in Control;

c) any failure by the Participating Company Group to pay, or any material reduction by the Participating Company Group of, (A) your base salary in effect immediately prior to the date of the Change in Control (unless reductions comparable in amount and duration are concurrently made for all other employees of the Participating Company Group with responsibilities, organizational level and title comparable to yours), or (B) your bonus compensation, if any, in effect immediately prior to the date of the Change in Control (subject to applicable performance requirements with respect to the actual amount of bonus compensation earned by you);

d) any failure by the Participating Company Group to (A) continue to provide you with the opportunity to participate, on terms no less favorable than those in effect for the benefit of any employee or service provider group which customarily includes a person holding the employment or service provider position or a comparable position with the Participating Company Group then held by you, in any benefit or compensation plans and programs, including, but not limited to, the Participating Company Group's life, disability, health, dental, medical, savings, profit sharing, stock purchase and retirement plans, if any, in which you were participating immediately prior to the date of the Change in Control, or their equivalent, or (B) provide you with all other fringe benefits (or their equivalent) from time to time in effect for the benefit of any employee group which customarily includes a person holding the employment or service provider position or a comparable position with the Participating Company Group then held by you;

e) any breach by the Participating Company Group of any material agreement between you and a Participating Company concerning your employment; or

f) any failure by the Company to obtain the assumption of any material agreement between you and the Company concerning your employment by a successor or assign of the Company.

(iii) "**Layoff**" shall mean the involuntary termination of your Service with the Company or any Participating Company for reasons other than Cause, constructive termination, death, Disability, divestiture, termination upon transfer to a non-control Affiliate, or Termination After Change in Control.

(iv) "**Termination After Change in Control**" shall mean either of the following events occurring within twenty-four (24) months after a Change in Control:

a) termination by the Participating Company Group of your Service with the Participating Company Group for any reason other than for Cause; or

b) your resignation for Good Reason from all capacities in which you are then rendering Service to the Participating Company Group within a reasonable period of time following the event constituting Good Reason.

Notwithstanding any provision herein to the contrary, Termination After Change in Control shall not include any termination of your Service with the Participating Company Group which (1) is for

Cause; (2) is a result of your death or Disability; (3) is a result of your voluntary termination of Service other than for Good Reason; or (4) occurs prior to the effectiveness of a Change in Control.

3. SECURITIES LAW COMPLIANCE. Notwithstanding anything to the contrary contained herein, this Option may not be exercised unless the Stock issuable upon exercise of this Option is then registered under the Securities Act or, if such Stock is not then so registered, the Company has determined that such exercise and issuance would be exempt from the registration requirements of the Securities Act.

4. TERMINATION OF THE OPTION. The term of this Option commences on the Date of Grant (as specified in the Grant Notice) and expires and shall no longer be exercisable upon the earliest of:

- (a) the Expiration Date indicated in the Grant Notice;
- (b) the tenth (10th) anniversary of the Date of Grant;
- (c) the last day for exercising the Option following termination of your Service as described in Section 2.5; or
- (d) a Change of Control, to the extent provided in Section 5.

As an administrative matter, the vested portion of this Option may be exercised only until the close of the Nasdaq Global Select Market on the applicable date indicated in this Section 4 above or, if such date is not a trading day on the Nasdaq Global Select Market, the last trading day before such date. Any later attempt to exercise this Option will not be honored.

5. CHANGE IN CONTROL. In the event of a Change in Control, the surviving, continuing, successor, or purchasing corporation or other business entity or parent thereof, as the case may be (the "*Acquiring Corporation*"), may, without your consent, either assume the Company's rights and obligations under this Option or substitute for this Option a substantially equivalent option for the Acquiring Corporation's stock. In the event the Acquiring Corporation elects not to assume or substitute for this Options in connection with a Change in Control, the exercisability and vesting of this Option and any shares acquired upon the exercise thereof held by you, so long as your Service has not terminated prior to such date, shall be accelerated, effective as of the date ten (10) days prior to the date of the Change in Control. The exercise or vesting of any Option and any shares acquired upon the exercise thereof that was permissible solely by reason of this Section shall be conditioned upon the consummation of the Change in Control. If this Option is neither assumed or substituted for by the Acquiring Corporation in connection with the Change in Control nor exercised as of the date of the Change in Control, it shall terminate and cease to be outstanding effective as of the date of the Change in Control. Notwithstanding the foregoing, shares acquired upon exercise of this Option prior to the Change in Control and any consideration received pursuant to the Change in Control with respect to such shares shall continue to be subject to all applicable provisions of this Option Agreement except as otherwise provided in this Option Agreement. Furthermore, notwithstanding the foregoing, if the corporation the stock of which is subject to this Option immediately prior to an Ownership Change Event constituting a Change in Control is the surviving or continuing corporation and immediately after such Ownership Change Event less than fifty percent (50%) of the total combined voting power of its voting stock is held by another corporation or by other corporations that are members of an affiliated group within the meaning of Section 1504(a) of the Code without regard to the provisions of Section 1504(b) of the Code, this Option shall not terminate unless the Committee otherwise provides in its discretion.

6. TRANSFERABILITY. An Incentive Stock Option shall not be transferable except by will or by the laws of descent and distribution, and shall be exercisable during the lifetime of the person to whom

the Incentive Stock Option is granted only by such person. A vested Nonstatutory Stock Option shall not be transferable in any manner (including without limitation, sale, alienation, anticipation, pledge, encumbrance, or assignment) other than, (i) by will or by the laws of descent and distribution, (ii) by written designation of a beneficiary, in a form acceptable to the Company, with such designation taking effect upon your death, (iii) by delivering written notice to the Company, in a form acceptable to the Company (including such representations, warranties and indemnifications as the Company shall require you to make to protect the Company's interests and ensure that this Nonstatutory Stock Option has been transferred under the circumstances approved by the Company), by gift to your spouse, former spouse, children, stepchildren, grandchildren, parent, stepparent, grandparent, sibling, niece, nephew, mother-in-law, father-in-law, son-in-law, daughter-in-law, brother-in-law, or sister-in-law, persons having one of the foregoing types of relationship with you due to adoption, any person sharing your household (other than a tenant or employee), a foundation in which these persons or you control the management of assets, and any other entity in which these persons (or you) own more than fifty percent of the voting interests. A transfer to an entity in which more than fifty percent of the voting interests are owned by these persons (or you) in exchange for an interest in that entity is specifically included as a permissible type of transfer. In addition, a transfer to a trust created solely for the benefit (i.e., you and/or any or all of the foregoing persons hold more than 50 percent of the beneficial interest in the trust) of you and/or any or all of the foregoing persons is also a permissible transferee, or (iv) such other transferees as may be authorized by the Committee in its sole and absolute discretion. During your life this Nonstatutory Stock Option is exercisable only by you or a transferee satisfying the above conditions. Except in the event of your death, upon transfer of a Nonstatutory Stock Option to any or all of the foregoing persons, you, as the Optionee, are liable for any and all taxes due upon exercise of those transferred Nonstatutory Stock Options. At no time will a transferee who is considered an affiliate under Rule 144(a)(1) be able to sell any or all such Stock without complying with Rule 144. The right of a transferee to exercise the transferred portion of this Nonstatutory Stock Option shall terminate in accordance with your right of exercise under this Nonstatutory Stock Option and is further subject to such representations, warranties and indemnifications from the transferee that the Company requires the transferee to make to protect the Company's interests and ensure that this Nonstatutory Stock Option has been transferred under the circumstances approved by the Company. Once a portion of a Nonstatutory Stock Option is transferred, no further transfer may be made of that portion of the Nonstatutory Stock Option.

7. OPTION NOT A SERVICE CONTRACT. This Option is not an employment or service contract and nothing in this Stock Option Agreement, the Grant Notice or the Plan shall be deemed to create in any way whatsoever any obligation on your part to continue in the service of the Company, or of the Company to continue your service with the Company. In addition, nothing in your Option shall obligate the Company, its stockholders, Board, Officers or Employees to continue any relationship which you might have as a Director or Consultant for the Company.

8. NOTICES. Any notices provided for in this Stock Option Agreement, the Grant Notice or the Plan shall be given in writing and shall be deemed effectively given upon receipt or, in the case of notices delivered by the Company to you, five (5) days after deposit in the United States mail, postage prepaid, addressed to you at the last address you provided to the Company.

9. APPLICABLE LAW. This Stock Option Agreement shall be governed by the laws of the State of California as if the Agreement were between California residents and as if it were entered into and to be performed entirely within the State of California.

10. ARBITRATION. Any dispute or claim concerning any Options granted (or not granted) pursuant to the Plan and any other disputes or claims relating to or arising out of the Plan shall be fully, finally and exclusively resolved by binding arbitration conducted by the American Arbitration Association pursuant to the commercial arbitration rules in San Diego, California. By accepting the

Option, you and the Company waive your respective rights to have any such disputes or claims tried by a judge or jury.

11. AMENDMENT. Your Option may be amended as provided in the Plan at any time, provided no such amendment may adversely affect the Option or any unexercised portion of your Option, without your consent unless such amendment is necessary to comply with any applicable law or government regulation. No amendment or addition to this Stock Option Agreement shall be effective unless in writing or, in such electronic form as may be designated by the Company.

12. GOVERNING PLAN DOCUMENT. Your Option is subject to this Stock Option Agreement, the Grant Notice and all the provisions of the Plan, the provisions of which are hereby made a part of this Stock Option Agreement, and is further subject to all interpretations, amendments, rules and regulations which may from time to time be promulgated and adopted pursuant to the Plan. In the event of any conflict between the provisions of this Stock Option Agreement, the Grant Notice and those of the Plan, the provisions of the Plan shall control.

13. DESCRIPTION OF ELECTRONIC DELIVERY. The Plan documents, which may include but do not necessarily include: the Plan, the Grant Notice, this Stock Option Agreement, and any reports of the Company provided generally to the Company's shareholders, may be delivered to you electronically. In addition, if permitted by the Company, you may deliver electronically the Grant Notice to the Company or to such third party involved in administering the Plan as the Company may designate from time to time. Such means of electronic delivery may include but do not necessarily include the delivery of a link to a Company intranet or the internet site of a third party involved in administering the Plan, the delivery of the document via electronic mail ("e-mail") or such other means of electronic delivery specified by the Company.

QUALCOMM Incorporated

2006 Long-Term Incentive Plan

TABLE OF CONTENTS

	Page
1. Establishment, Purpose and Term of Plan	1
1.1 Establishment	1
1.2 Purpose	1
1.3 Term of Plan	1
2. Definitions and Construction	1
2.1 Definitions	1
2.2 Construction	9
3. Administration	9
3.1 Administration by the Committee	9
3.2 Authority of Officers	9
3.3 Administration with Respect to Insiders	9
3.4 Committee Complying with Section 162(m)	9
3.5 Powers of the Committee	10
3.6 Indemnification	11
3.7 Arbitration	11
3.8 Repricing Prohibited	11
4. Shares Subject to Plan	12
4.1 Maximum Number of Shares Issuable	12
4.2 Adjustments for Changes in Capital Structure	12
5. Eligibility and Award Limitations	13
5.1 Persons Eligible for Awards	13
5.2 Participation	13
5.3 Incentive Stock Option Limitations	13
5.4 Award Limits	14
6. Terms and Conditions of Options	15
6.1 Exercise Price	15
6.2 Exercisability and Term of Options	15
6.3 Payment of Exercise Price	16

6.4 Effect of Termination of Service	16
6.5 Transferability of Options	17
7. Terms and Conditions of Stock Appreciation Rights	17

TABLE OF CONTENTS

	Page
7.1 Types of SARs Authorized	18
7.2 Exercise Price	18
7.3 Exercisability and Term of SARs	18
7.4 Deemed Exercise of SARs	18
7.5 Effect of Termination of Service	18
7.6 Nontransferability of SARs	18
8. Terms and Conditions of Restricted Stock Awards	19
8.1 Types of Restricted Stock Awards Authorized	19
8.2 Purchase Price	19
8.3 Purchase Period	19
8.4 Vesting and Restrictions on Transfer	19
8.5 Voting Rights; Dividends and Distributions	20
8.6 Effect of Termination of Service	20
8.7 Nontransferability of Restricted Stock Award Rights	20
9. Terms and Conditions of Performance Awards	20
9.1 Types of Performance Awards Authorized	20
9.2 Initial Value of Performance Shares and Performance Units	20
9.3 Establishment of Performance Period, Performance Goals and Performance Award Formula	21
9.4 Measurement of Performance Goals	21
9.5 Settlement of Performance Awards	21
9.6 Voting Rights; Dividend Equivalent Rights and Distributions	22
9.7 Effect of Termination of Service	23
9.8 Nontransferability of Performance Awards	23
10. Terms and Conditions of Restricted Stock Unit Awards	23
10.1 Grant of Restricted Stock Unit Awards	23
10.2 Vesting	24
10.3 Voting Rights, Dividend Equivalent Rights and Distributions	24
10.4 Effect of Termination of Service	24

10.5 Settlement of Restricted Stock Unit Awards

24

10.6 Nontransferability of Restricted Stock Unit Awards

25

TABLE OF CONTENTS

	Page
11. Deferred Compensation Awards	25
11.1 Establishment of Deferred Compensation Award Programs	25
11.2 Terms and Conditions of Deferred Compensation Awards	26
12. Other Stock-Based Awards	27
13. Effect of Change in Control on Options and SARs	27
13.1 Accelerated Vesting	27
13.2 Assumption or Substitution	27
13.3 Effect of Change in Control on Awards Other Than Options and SARs.	28
14. Compliance with Securities Law	28
15. Tax Withholding	28
15.1 Tax Withholding in General	28
15.2 Withholding in Shares	28
16. Amendment or Termination of Plan	29
17. Miscellaneous Provisions	29
17.1 Repurchase Rights	29
17.2 Provision of Information	29
17.3 Rights as Employee, Consultant or Director	29
17.4 Rights as a Stockholder	30
17.5 Fractional Shares	30
17.6 Severability	30
17.7 Beneficiary Designation	30
17.8 Unfunded Obligation	30
French Addendum	32

QUALCOMM Incorporated
2006 Long-Term Incentive Plan

1. ESTABLISHMENT, PURPOSE AND TERM OF PLAN.

1.1 Establishment. The QUALCOMM Incorporated 2006 Long-Term Incentive Plan (the "*Plan*") is hereby adopted December 5, 2005, subject to approval by the stockholders of the Company (the date of such approval, the "*Effective Date*"). The Plan is a restatement of the Company's 2001 Stock Option Plan. The Plan is also a successor to the Company's 1991 Stock Option Plan and the Company's 2001 Non-Employee Directors' Stock Option Plan and its predecessor plan (the "*Prior Plans*") and the source of shares for the Company's Executive Retirement Matching Contribution Plan ("*ERMCP*"). The Plan is amended through September 9, 2009.

1.2 Purpose. The purpose of the Plan is to advance the interests of the Participating Company Group and its stockholders by providing an incentive to attract and retain the best qualified personnel to perform services for the Participating Company Group, by motivating such persons to contribute to the growth and profitability of the Participating Company Group, by aligning their interests with interests of the Company's stockholders, and by rewarding such persons for their services by tying a significant portion of their total compensation package to the success of the Company. The Plan seeks to achieve this purpose by providing for Awards in the form of Options, Stock Appreciation Rights, Restricted Stock Awards, Performance Shares, Performance Units, Restricted Stock Units, Deferred Compensation Awards and other Stock-Based Awards as described below. The Plan is also a source for the issuance of shares pursuant to the ERMCP.

1.3 Term of Plan. The Plan shall continue in effect until the earlier of its termination by the Board or the date on which all of the shares of Stock available for issuance under the Plan have been issued and all restrictions on such shares under the terms of the Plan and the agreements evidencing Awards granted under the Plan have lapsed. However, Awards shall not be granted later than ten (10) years from the Effective Date. The Company intends that the Plan comply with Section 409A of the Code (including any amendments to or replacements of such section), and the Plan shall be so construed.

2. DEFINITIONS AND CONSTRUCTION.

2.1 Definitions. Whenever used herein, the following terms shall have their respective meanings set forth below:

(a) "*Affiliate*" means (i) an entity, other than a Parent Corporation, that directly, or indirectly through one or more intermediary entities, controls the Company or (ii) an entity, other than a Subsidiary Corporation, that is controlled by the Company directly, or indirectly through one or more intermediary entities. For this purpose, the term "control" (including the term "controlled by") means the possession, direct or indirect, of the power to direct or cause the direction of the management and policies of the relevant entity, whether

through the ownership of voting securities, by contract or otherwise; or shall have such other meaning assigned such term for the purposes of registration on Form S-8 under the Securities Act.

(b) "**Award**" means any Option, SAR, Restricted Stock Award, Performance Share, Performance Unit, Restricted Stock Unit or Deferred Compensation Award or other Stock-Based Award granted under the Plan or an award of shares pursuant to the ERMCP.

(c) "**Award Agreement**" means a written agreement between the Company and a Participant setting forth the terms, conditions and restrictions of the Award granted to the Participant.

(d) "**Board**" means the Board of Directors of the Company.

(e) A "**Change in Control**" shall mean an Ownership Change Event or a series of related Ownership Change Events (collectively, a "**Transaction**") wherein the stockholders of the Company immediately before the Transaction do not retain immediately after the Transaction, in substantially the same proportions as their ownership of shares of the Company's voting stock immediately before the Transaction, direct or indirect beneficial ownership of more than fifty percent (50%) of the total combined voting power of the outstanding voting securities of the Company or, in the case of a Transaction described in Section 2.1(z)(iii), the corporation or other business entity to which the assets of the Company were transferred (the "**Transferee**"), as the case may be. The Board shall determine in its discretion whether multiple sales or exchanges of the voting securities of the Company or multiple Ownership Change Events are related. Notwithstanding the preceding sentence, a Change in Control shall not include a Spinoff Transaction.

(f) "**Code**" means the Internal Revenue Code of 1986, as amended, and any applicable regulations promulgated thereunder.

(g) "**Committee**" means the Compensation Committee or other committee of the Board duly appointed to administer the Plan and having such powers as shall be specified by the Board. If no committee of the Board has been appointed to administer the Plan, the Board shall exercise all of the powers of the Committee granted herein, and, in any event, the Board may in its discretion exercise any or all of such powers. The Committee shall have the exclusive authority to administer the Plan and shall have all of the powers granted herein, including, without limitation, the power to amend or terminate the Plan at any time, subject to the terms of the Plan and any applicable limitations imposed by law.

(h) "**Company**" means QUALCOMM Incorporated, a Delaware corporation, or any Successor.

(i) "**Consultant**" means a person engaged to provide consulting or advisory services (other than as an Employee or a member of the Board) to a Participating Company.

(j) "**Deferred Compensation Award**" means an award of Stock Units granted to a Participant pursuant to Section 11 of the Plan.

(k) "**Director**" means a member of the Board or of the board of directors of any Participating Company.

(l) "**Disability**" means the Participant has been determined by the long-term disability insurer of the Participating Company Group as eligible for disability benefits under the long-term disability plan of the Participating Company Group or the Participant has been determined eligible for Supplemental Security Income benefits by the Social Security Administration of the United States of America; provided, however that with respect to Nonemployee Director Awards, "Disability" means the Participant has been determined eligible for supplemental Security Income benefits by the Social Security Administration of the United States of America and also means the inability of the Participant, in the opinion of a qualified physician acceptable to the Company, to perform the duties of the Participant's position with the Participating Company Group because of sickness or other physical or mental incapacity.

(m) "**Dividend Equivalent**" means a credit, made at the discretion of the Committee or as otherwise provided by the Plan, to the account of a Participant in an amount equal to the cash dividends paid on one share of Stock for each share of Stock represented by an Award held by such Participant.

(n) "**Employee**" means any person treated as an employee (including an Officer or a member of the Board who is also treated as an employee) in the records of a Participating Company and, with respect to any Incentive Stock Option granted to such person, who is an employee for purposes of Section 422 of the Code; provided, however, that neither service as a member of the Board nor payment of a director's fee shall be sufficient to constitute employment for purposes of the Plan. The Company shall determine in good faith and in the exercise of its discretion whether an individual has become or has ceased to be an Employee and the effective date of such individual's employment or termination of employment, as the case may be. For purposes of an individual's rights, if any, under the Plan as of the time of the Company's determination, all such determinations by the Company shall be final, binding and conclusive, notwithstanding that the Company or any court of law or governmental agency subsequently makes a contrary determination.

(o) "**Exchange Act**" means the Securities Exchange Act of 1934, as amended.

(p) "**Fair Market Value**" means, as of any date, the value of a share of Stock or other property as determined by the Committee, in its discretion, or by the Company, in its discretion, if such determination is expressly allocated to the Company herein, subject to the following:

(i) Except as otherwise determined by the Committee, if, on such date, the Stock is listed on a national or regional securities exchange or market system, the Fair Market Value of a share of Stock shall be the closing price of a share of Stock as quoted on such national or regional securities exchange or market system constituting the primary market

for the Stock on the last trading day prior to the day of determination (effective March 13, 2007, such closing price on the day of determination), as reported in *The Wall Street Journal* or such other source as the Company deems reliable. Effective March 13, 2007, if there is no such closing price on the day of determination, the Fair Market Value of a share of Stock under this Section 2.1(p)(i) shall be the closing price of a share of Stock on the next trading day following the day of determination.

(ii) Notwithstanding the foregoing, the Committee may, in its discretion, determine the Fair Market Value on the basis of the closing, high, low or average sale price of a share of Stock or the actual sale price of a share of Stock received by a Participant, on such date, the preceding trading day, the next succeeding trading day or an average determined over a period of trading days; provided, however, that the Fair Market Value shall not be less than the Fair Market Value determined under Section 2.1(p)(i). The Committee may vary its method of determination of the Fair Market Value as provided in this Section for different purposes under the Plan.

(iii) If, on such date, the Stock is not listed on a national or regional securities exchange or market system, the Fair Market Value of a share of Stock shall be as determined by the Committee in good faith without regard to any restriction other than a restriction which, by its terms, will never lapse.

(q) "**Incentive Stock Option**" means an Option intended to be (as set forth in the Award Agreement) and which qualifies as an incentive stock option within the meaning of Section 422(b) of the Code.

(r) "**Insider**" means an Officer, a Director or any other person whose transactions in Stock are subject to Section 16 of the Exchange Act.

(s) "**Non-Control Affiliate**" means any entity in which any Participating Company has an ownership interest and which the Committee shall designate as a Non-Control Affiliate.

(t) "**Nonemployee Director**" means a Director who is not an Employee.

(u) "**Nonstatutory Stock Option**" means an Option not intended to be (as set forth in the Award Agreement) an incentive stock option within the meaning of Section 422(b) of the Code.

(v) "**Normal Retirement Age**" means the date on which a Participant has attained the age of sixty (60) years and has completed ten years of continuous Service; provided, however, that with respect to Nonemployee Director Awards, "Normal Retirement Age" means the date on which a Participant has attained the age of seventy (70) years and has completed nine years of continuous Service.

(w) "**Officer**" means any person designated by the Board as an officer of the Company.

(x) "**Option**" means the right to purchase Stock at a stated price for a specified period of time granted to a Participant pursuant to Section 6 of the Plan. An Option may be either an Incentive Stock Option or a Nonstatutory Stock Option.

(y) "**Option Expiration Date**" means the date of expiration of the Option's term as set forth in the Award Agreement.

(z) An "**Ownership Change Event**" shall be deemed to have occurred if any of the following occurs with respect to the Company: (i) the direct or indirect sale or exchange in a single or series of related transactions by the stockholders of the Company of more than fifty percent (50%) of the voting stock of the Company; (ii) a merger or consolidation in which the Company is a party; (iii) the sale, exchange, or transfer of all or substantially all, as determined by the Board in its discretion, of the assets of the Company; or (iv) a liquidation or dissolution of the Company.

(aa) "**Parent Corporation**" means any present or future "parent corporation" of the Company, as defined in Section 424(e) of the Code.

(bb) "**Participant**" means any eligible person who has been granted one or more Awards.

(cc) "**Participating Company**" means the Company or any Parent Corporation, Subsidiary Corporation or Affiliate.

(dd) "**Participating Company Group**" means, at any point in time, all entities collectively which are then Participating Companies.

(ee) "**Performance Award**" means an Award of Performance Shares or Performance Units.

(ff) "**Performance Award Formula**" means, for any Performance Award, a formula or table established by the Committee pursuant to Section 9.3 of the Plan which provides the basis for computing the value of a Performance Award at one or more threshold levels of attainment of the applicable Performance Goal(s) measured as of the end of the applicable Performance Period.

(gg) "**Performance Goal**" means a performance goal established by the Committee pursuant to Section 9.3 of the Plan.

(hh) "**Performance Period**" means a period established by the Committee pursuant to Section 9.3 of the Plan at the end of which one or more Performance Goals are to be measured.

(ii) "**Performance Share**" means a bookkeeping entry representing a right granted to a Participant pursuant to Section 9 of the Plan to receive a payment equal to the value of a Performance Share, as determined by the Committee, based on performance.

(jj) "**Performance Unit**" means a bookkeeping entry representing a right granted to a Participant pursuant to Section 9 of the Plan to receive a payment equal to the value of a Performance Unit, as determined by the Committee, based upon performance.

(kk) "**Restricted Stock Award**" means an Award of Restricted Stock.

(ll) "**Restricted Stock Unit**" or "**Stock Unit**" means a bookkeeping entry representing a right granted to a Participant pursuant to Section 10 or Section 11 of the Plan, respectively, to receive a share of Stock on a date determined in accordance with the provisions of Section 10 or Section 11, as applicable, and the Participant's Award Agreement.

(mm) "**Restriction Period**" means the period established in accordance with Section 8.4 of the Plan during which shares subject to a Restricted Stock Award are subject to Vesting Conditions.

(nn) "**Rule 16b-3**" means Rule 16b-3 under the Exchange Act, as amended from time to time, or any successor rule or regulation.

(oo) "**SAR**" or "**Stock Appreciation Right**" means a bookkeeping entry representing, for each share of Stock subject to such SAR, a right granted to a Participant pursuant to Section 7 of the Plan to receive payment in any combination of shares of Stock or cash of an amount equal to the excess, if any, of the Fair Market Value of a share of Stock on the date of exercise of the SAR over the exercise price.

(pp) "**Section 162(m)**" means Section 162(m) of the Code.

(qq) "**Securities Act**" means the Securities Act of 1933, as amended.

(rr) "**Service**" means

(i) a Participant's employment or service with the Participating Company Group, whether in the capacity of an Employee, a Director or a Consultant. A Participant's Service shall not be deemed to have terminated merely because of a change in the capacity in which the Participant renders Service to the Participating Company Group or a change in the Participating Company for which the Participant renders such Service, provided that there is no interruption or termination of the Participant's Service. Furthermore, only to such extent as may be provided by the Company's leave policy, a Participant's Service with the Participating Company Group shall not be deemed to have terminated if the Participant takes any military leave, sick leave, or other leave of absence approved by the Company. Notwithstanding the foregoing, a leave of absence shall be treated as Service for purposes of vesting only to such extent as may be provided by the Company's leave policy. The Participant's Service shall be deemed to have terminated either upon an actual termination of Service or upon the entity for which the Participant performs Service ceasing to be a Participating Company; except, and only for purposes of this Plan, if the entity for which Participant performs Service is a Subsidiary Corporation and ceases to be a Participating Company as a result of the distribution of the voting stock of such Subsidiary Corporation to the shareholders of the Company, Service shall not be deemed to have terminated as a result of such

distribution. Subject to the foregoing, the Company, in its discretion, shall determine whether the Participant's Service has terminated and the effective date of such termination.

(ii) Notwithstanding any other provision of this Section, a Participant's Service shall not be deemed to have terminated merely because the Participating Company for which the Participant renders Service ceases to be a member of the Participating Company Group by reason of a Spinoff Transaction, nor shall Service be deemed to have terminated upon resumption of Service from the Spinoff Company to a Participating Company. For all purposes under this Plan, and only for purposes of this Plan, a Participant's Service shall include Service, whether in the capacity of an Employee, Director or a Consultant, for the Spinoff Company provided a Participant was employed by the Participating Company Group immediately prior to the Spinoff Transaction.

In the event that the Participating Company for which Participant renders service ceases to be a member of the Participating Company Group by reason of a Spinoff Transaction, the Company shall have the authority to impose any restrictions, including but not limited to, with respect to the method of payment of the exercise price of the Options held by such individuals, if the Company determines that such restrictions are necessary to comply with applicable local laws.

Further, notwithstanding the foregoing, if the Participant resides outside the United States and the Participating Company for which the individual renders service ceases to be a member of the Participating Company Group by reason of a Spinoff Transaction, the Company may consider such individual to have terminated his or her Service if it determines that there are material adverse tax, securities law or other regulatory consequences to the Participant, the Company or the former Participating Company as a result of the Spinoff Transaction. In this circumstance, the Company will, in its discretion, (i) equitably adjust the Participant's Option to ensure that he or she maintains equivalent Option rights over the shares of common stock of the Spinoff Company for which he or she is employed following the Spinoff Transaction, or (ii) determine that the Participant's Options shall fully vest and be fully exercisable and shall terminate if not exercised prior to such Spinoff transaction or (iii) take any other action that, in its discretion, does not impair the rights of such Participant with respect to the Option.

(ss) "*Spinoff Company*" means a Participating Company which ceases to be such as a result of a Spinoff Transaction.

(tt) "*Spinoff Transaction*" means a transaction in which the voting stock of an entity in the Participating Company Group is distributed to the shareholders of a parent corporation as defined by Section 424(e) of the Code, of such entity.

(uu) "*Stock*" means the common stock of the Company, as adjusted from time to time in accordance with Section 4.2 of the Plan.

(vv) "*Stock-Based Awards*" means any award that is valued in whole or in part by reference to, or is otherwise based on, the Stock, including dividends on the Stock, but not limited to those Awards described in Sections 6 through 11 of the Plan.

(ww) "**Subsidiary Corporation**" means any present or future "subsidiary corporation" of the Company, as defined in Section 424(f) of the Code.

(xx) "**Successor**" means a corporation into or with which the Company is merged or consolidated or which acquires all or substantially all of the assets of the Company and which is designated by the Board as a Successor for purposes of the Plan.

(yy) "**Ten Percent Owner**" means a Participant who, at the time an Option is granted to the Participant, owns stock possessing more than ten percent (10%) of the total combined voting power of all classes of stock of a Participating Company (other than an Affiliate) within the meaning of Section 422(b)(6) of the Code.

(zz) "**Vesting Conditions**" mean those conditions established in accordance with Section 8.4 or Section 10.2 of the Plan prior to the satisfaction of which shares subject to a Restricted Stock Award or Restricted Stock Unit Award, respectively, remain subject to forfeiture or a repurchase option in favor of the Company upon the Participant's termination of Service.

2.2 Construction. Captions and titles contained herein are for convenience only and shall not affect the meaning or interpretation of any provision of the Plan. Except when otherwise indicated by the context, the singular shall include the plural and the plural shall include the singular. Use of the term "or" is not intended to be exclusive, unless the context clearly requires otherwise.

3. ADMINISTRATION.

3.1 Administration by the Committee. The Plan shall be administered by the Committee. All questions of interpretation of the Plan or of any Award shall be determined by the Committee, and such determinations shall be final and binding upon all persons having an interest in the Plan or such Award.

3.2 Authority of Officers. Any Officer shall have the authority to act on behalf of the Company with respect to any matter, right, obligation, determination or election which is the responsibility of or which is allocated to the Company herein, provided the Officer has apparent authority with respect to such matter, right, obligation, determination or election.

3.3 Administration with Respect to Insiders. With respect to participation by Insiders in the Plan, at any time that any class of equity security of the Company is registered pursuant to Section 12 of the Exchange Act, the Plan shall be administered in compliance with the requirements, if any, of Rule 16b-3.

3.4 Committee Complying with Section 162(m). While the Company is a "publicly held corporation" within the meaning of Section 162(m), the Board may establish a Committee of "outside directors" within the meaning of Section 162(m) to approve the grant of any Award which might reasonably be anticipated to result in the payment of employee remuneration that would otherwise exceed the limit on employee remuneration deductible for income tax purposes pursuant to Section 162(m).

3.5 Powers of the Committee. In addition to any other powers set forth in the Plan and subject to the provisions of the Plan, the Committee shall have the full and final power and authority, in its discretion:

(a) to determine the persons to whom, and the time or times at which, Awards shall be granted and the number of shares of Stock or units to be subject to each Award;

(b) to determine the type of Award granted and to designate Options as Incentive Stock Options or Nonstatutory Stock Options;

(c) to determine the Fair Market Value of shares of Stock or other property;

(d) to determine the terms, conditions and restrictions applicable to each Award (which need not be identical) and any shares acquired pursuant thereto, including, without limitation, (i) the exercise or purchase price of shares purchased pursuant to any Award, (ii) the method of payment for shares purchased pursuant to any Award, (iii) the method for satisfaction of any tax withholding obligation arising in connection with Award, including by the withholding or delivery of shares of Stock, (iv) the timing, terms and conditions of the exercisability or vesting of any Award or any shares acquired pursuant thereto, (v) the Performance Award Formula and Performance Goals applicable to any Award and the extent to which such Performance Goals have been attained, (vi) the time of the expiration of any Award, (vii) the effect of the Participant's termination of Service on any of the foregoing, and (viii) all other terms, conditions and restrictions applicable to any Award or shares acquired pursuant thereto not inconsistent with the terms of the Plan;

(e) to determine whether an Award will be settled in shares of Stock, cash, or in any combination thereof;

(f) to approve one or more forms of Award Agreement;

(g) to amend, modify, extend, cancel or renew any Award or to waive any restrictions or conditions applicable to any Award or any shares acquired pursuant thereto;

(h) to accelerate, continue, extend or defer the exercisability or vesting of any Award or any shares acquired pursuant thereto, including with respect to the period following a Participant's termination of Service;

(i) without the consent of the affected Participant and notwithstanding the provisions of any Award Agreement to the contrary, to unilaterally substitute at any time a Stock Appreciation Right providing for settlement solely in shares of Stock in place of any outstanding Option, provided that such Stock Appreciation Right covers the same number of shares of Stock and provides for the same exercise price (subject in each case to adjustment in accordance with Section 4.2) as the replaced Option and otherwise provides substantially equivalent terms and conditions as the replaced Option, as determined by the Committee;

(j) to prescribe, amend or rescind rules, guidelines and policies relating to the Plan, or to adopt sub-plans or supplements to, or alternative versions of, the Plan,

including, without limitation, as the Committee deems necessary or desirable to comply with the laws or regulations of or to accommodate the tax policy, accounting principles or custom of, foreign jurisdictions whose citizens may be granted Awards;

(k) to correct any defect, supply any omission or reconcile any inconsistency in the Plan or any Award Agreement and to make all other determinations and take such other actions with respect to the Plan or any Award as the Committee may deem advisable to the extent not inconsistent with the provisions of the Plan or applicable law; and

(l) to delegate to any proper Officer the authority to grant, amend, modify, extend, cancel or renew one or more Awards, without further approval of the Committee, to any person eligible pursuant to Section 5, other than a person who, at the time of such grant, is an Insider; provided, however, that (i) the exercise price per share of each such Option shall be equal to the Fair Market Value per share of the Stock on the effective date of grant, and (ii) each such Award shall be subject to the terms and conditions of the appropriate standard form of Award Agreement approved by the Committee and shall conform to the provisions of the Plan and such other guidelines as shall be established from time to time by the Committee.

3.6 Indemnification. In addition to such other rights of indemnification as they may have as members of the Board or the Committee or as officers or employees of the Participating Company Group, members of the Board or the Committee and any officers or employees of the Participating Company Group to whom authority to act for the Board, the Committee or the Company is delegated shall be indemnified by the Company against all reasonable expenses, including attorneys' fees, actually and necessarily incurred in connection with the defense of any action, suit or proceeding, or in connection with any appeal therein, to which they or any of them may be a party by reason of any action taken or failure to act under or in connection with the Plan, or any right granted hereunder, and against all amounts paid by them in settlement thereof (provided such settlement is approved by independent legal counsel selected by the Company) or paid by them in satisfaction of a judgment in any such action, suit or proceeding, except in relation to matters as to which it shall be adjudged in such action, suit or proceeding that such person is liable for gross negligence, bad faith or intentional misconduct in duties; provided, however, that within sixty (60) days after the institution of such action, suit or proceeding, such person shall offer to the Company, in writing, the opportunity at its own expense to handle and defend the same.

3.7 Arbitration. Any dispute or claim concerning any Awards granted (or not granted) pursuant to this Plan and any other disputes or claims relating to or arising out of the Plan shall be fully, finally and exclusively resolved by binding arbitration conducted pursuant to the Commercial Arbitration Rules of the American Arbitration Association in San Diego, California. By accepting an Award, Participants and the Company waive their respective rights to have any such disputes or claims tried by a judge or jury.

3.8 Repricing Prohibited. Without the affirmative vote of holders of a majority of the shares of Stock cast in person or by proxy at a meeting of the stockholders of the Company at which a quorum representing a majority of all outstanding shares of Stock is present or represented by proxy, the Committee shall not approve a program providing for either (a) the

cancellation of outstanding Options or SARs and the grant in substitution therefore of new Options or SARs having a lower exercise price or (b) the amendment of outstanding Options or SARs to reduce the exercise price thereof. This paragraph shall not be construed to apply to the issuance or assumption of an Award in a transaction to which Code section 424(a) applies, within the meaning of Section 424 of the Code.

4. SHARES SUBJECT TO PLAN.

4.1 Maximum Number of Shares Issuable. Subject to adjustment as provided in Section 4.2, the maximum aggregate number of shares of Stock that may be issued under the Plan shall be **405,284,432** and shall consist of authorized but unissued or reacquired shares of Stock or any combination thereof. The share reserve, determined at any time, shall be reduced by the number of shares subject to Prior Plan Options and shares issued under the ERMCP. Any shares of Stock subject to Prior Plan Option shall again be available for issuance under the Plan only if the Prior Plan Option is terminated or cancelled but not if it expires. Any shares of Stock that are subject to Awards of Options or SARs without a related Dividend Equivalent shall be counted against the limit as one (1) share for every one (1) share granted. Any shares of Stock that are subject to Awards (other than Options or SARs without a related Dividend Equivalent) shall be counted against this limit as three (3) shares for every one (1) share granted. If an outstanding Award, excluding Prior Plan Options, for any reason expires or is terminated or canceled without having been exercised or settled in full, or if shares of Stock acquired pursuant to an Award subject to forfeiture or repurchase, and shares issued under the ERMCP, are forfeited to the Company, the shares of Stock allocable to the terminated portion of such Award or such forfeited shares of Stock shall again be available for issuance under the Plan. Any shares of Stock that again become available for shares pursuant to this Section 4.1 shall be added back as one (1) share if such shares were subject to Options without a Dividend Equivalent or SARs granted under the Plan or under a Prior Plan and as three (3) shares if such shares were subject to Awards (other than Options without a Dividend Equivalent or SARs) granted under the Plan or a Prior Plan. Notwithstanding anything to the contrary contained herein: (i) shares of Stock tendered in payment of an Option shall not be added to the aggregate plan limit described above; (ii) shares of Stock withheld by the Company to satisfy any tax withholding obligation shall not be added to the aggregate plan limit described above; (iii) shares of Stock that are repurchased by the Company with Option proceeds shall not be added to the aggregate plan limit described above; and (iv) all shares of Stock covered by an SAR, to the extent that it is exercised and settled in shares of Stock, and whether or not shares of Stock are actually issued to the Participant upon exercise of the SAR, shall be considered issued or transferred pursuant to the Plan.

4.2 Adjustments for Changes in Capital Structure. Subject to any required action by the stockholders of the Company, in the event of any change in the Stock effected without receipt of consideration by the Company, whether through merger, consolidation, reorganization, reincorporation, recapitalization, reclassification, stock dividend, stock split, reverse stock split, split-up, split-off, spin-off, combination of shares, exchange of shares, or similar change in the capital structure of the Company, or in the event of payment of a dividend or distribution to the stockholders of the Company in a form other than Stock (excepting normal cash dividends) that has a material effect on the Fair Market Value of shares of Stock, appropriate adjustments shall be made in the number and kind of shares subject to the Plan and

to any outstanding Awards, in the Award limits set forth in Section 5.4, and in connection with the ERMCP, and in the exercise or purchase price per share under any outstanding Award in order to prevent dilution or enlargement of Participants' rights under the Plan. For purposes of the foregoing, conversion of any convertible securities of the Company shall not be treated as "effected without receipt of consideration by the Company." If a majority of the shares which are of the same class as the shares that are subject to outstanding Awards are exchanged for, converted into, or otherwise become (whether or not pursuant to an Ownership Change Event) shares of another corporation (the "*New Shares*"), the Committee may unilaterally amend the outstanding Options to provide that such Options are exercisable for New Shares. In the event of any such amendment, the number of shares subject to, and the exercise price per share of, the outstanding Awards shall be adjusted in a fair and equitable manner as determined by the Board, in its discretion. Any fractional share resulting from an adjustment pursuant to this Section 4.2 shall be rounded down to the nearest whole number. The Committee in its sole discretion, may also make such adjustments in the terms of any Award to reflect, or related to, such changes in the capital structure of the Company or distributions as it deems appropriate, including modification of Performance Goals, Performance Award Formulas and Performance Periods. The adjustments determined by the Committee pursuant to this Section 4.2 shall be final, binding and conclusive.

5. ELIGIBILITY AND AWARD LIMITATIONS.

5.1 Persons Eligible for Awards. Awards may be granted only to Employees, Consultants and Directors. For purposes of the foregoing sentence, "Employees," "Consultants" and "Directors" shall include prospective Employees, prospective Consultants and prospective Directors to whom Awards are offered to be granted in connection with written offers of an employment or other service relationship with the Participating Company Group; provided, however, that no Stock subject to any such Award shall vest, become exercisable or be issued prior to the date on which such person commences Service.

5.2 Participation. Eligible persons may be granted more than one Award. However, eligibility in accordance with this Section shall not entitle any person to be granted an Award, or, having been granted an Award, to be granted an additional Award.

5.3 Incentive Stock Option Limitations.

(a) **Persons Eligible.** An Incentive Stock Option may be granted only to a person who, on the effective date of grant, is an Employee of the Company, a Parent Corporation or a Subsidiary Corporation (each being an "*ISO-Qualifying Corporation*"). Any person who is not an Employee of an ISO-Qualifying Corporation on the effective date of the grant of an Option to such person may be granted only a Nonstatutory Stock Option. An Incentive Stock Option granted to a prospective Employee upon the condition that such person become an Employee of an ISO-Qualifying Corporation shall be deemed granted effective on the date such person commences Service with an ISO-Qualifying Corporation, with an exercise price determined as of such date in accordance with Section 6.1.

(b) **Fair Market Value Limitation.** To the extent that options designated as Incentive Stock Options (granted under all stock option plans of the Participating

Company Group, including the Plan) become exercisable by a Participant for the first time during any calendar year for stock having a Fair Market Value greater than One Hundred Thousand Dollars (\$100,000), the portion of such options which exceeds such amount shall be treated as Nonstatutory Stock Options. For purposes of this Section, options designated as Incentive Stock Options shall be taken into account in the order in which they were granted, and the Fair Market Value of stock shall be determined as of the time the option with respect to such stock is granted. If the Code is amended to provide for a limitation different from that set forth in this Section, such different limitation shall be deemed incorporated herein effective as of the date and with respect to such Options as required or permitted by such amendment to the Code. If an Option is treated as an Incentive Stock Option in part and as a Nonstatutory Stock Option in part by reason of the limitation set forth in this Section, the Participant may designate which portion of such Option the Participant is exercising. In the absence of such designation, the Participant shall be deemed to have exercised the Incentive Stock Option portion of the Option first. Upon exercise, shares issued pursuant to each such portion shall be separately identified.

5.4 Award Limits.

(a) **Maximum Number of Shares Issuable Pursuant to Incentive Stock Options.** Subject to adjustment as provided in Section 4.2, the maximum aggregate number of shares of Stock that may be issued under the Plan pursuant to the exercise of Incentive Stock Options shall not exceed 226,239,821 shares. The maximum aggregate number of shares of Stock that may be issued under the Plan pursuant to all Awards other than Incentive Stock Options shall be the number of shares determined in accordance with Section 4.1, subject to adjustment as provided in Section 4.2 and further subject to the limitation set forth in Section 5.4(b) below.

(b) **Limits on Full Value Awards.** Except for shares granted under the Executive Retirement Matching Contribution Plan, any Restricted Stock Awards, Restricted Stock Unit Awards, Performance Awards or Stock-Based Awards based on the full value of shares of Stock ("Full Value Awards"), which vest on the basis of the Participant's continued Service, shall not provide for vesting which is any more rapid than annual pro rata vesting over a three (3) year period and any Full Value Awards which vest upon the Participant's attainment of Performance Goals shall provide for a Performance Period of at least twelve (12) months. There shall be no acceleration of vesting of such Full Value Awards, except in connection with death, Disability or a Change in Control. Notwithstanding any contrary provision of the Plan, a maximum of two percent (2%) of the shares authorized for issuance under the Plan may be issued as Awards to Non-Employee Directors without regard to the limitations of this Section 5.4(b).

(c) **Section 162(m) Award Limits.** The following limits shall apply to the grant of any Award if, at the time of grant, the Company is a "publicly held corporation" within the meaning of Section 162(m).

(i) **Options and SARs.** Subject to adjustment as provided in Section 4.2, no Employee shall be granted within any fiscal year of the Company one or more Options or Freestanding SARs which in the aggregate are for more than 3,000,000 shares of Stock reserved for issuance under the Plan.

(ii) **Restricted Stock and Restricted Stock Unit Awards.** Subject to adjustment as provided in Section 4.2, no Employee shall be granted within any fiscal year of the Company one or more Restricted Stock Awards or Restricted Stock Unit Awards, subject to Vesting Conditions based on the attainment of Performance Goals, for more than 1,000,000 shares of Stock reserved for issuance under the Plan.

(iii) **Performance Awards.** Subject to adjustment as provided in Section 4.2, no Employee shall be granted (1) Performance Shares which could result in such Employee receiving more than 1,000,000 shares of Stock reserved for issuance under the Plan for each full fiscal year of the Company contained in the Performance Period for such Award, or (2) Performance Units which could result in such Employee receiving more than \$8,000,000 for each full fiscal year of the Company contained in the Performance Period for such Award. No Participant may be granted more than one Performance Award for the same Performance Period.

6. TERMS AND CONDITIONS OF OPTIONS.

Options shall be evidenced by Award Agreements specifying the number of shares of Stock covered thereby, in such form as the Committee shall from time to time establish. No Option or purported Option shall be a valid and binding obligation of the Company unless evidenced by a fully executed Award Agreement. Award Agreements evidencing Options may incorporate all or any of the terms of the Plan by reference and shall comply with and be subject to the following terms and conditions:

6.1 Exercise Price. The exercise price for each Option shall be established in the discretion of the Committee; provided, however, that (a) the exercise price per share shall be not less than the Fair Market Value of a share of Stock on the effective date of grant of the Option and (b) no Incentive Stock Option granted to a Ten Percent Owner shall have an exercise price per share less than one hundred ten percent (110%) of the Fair Market Value of a share of Stock on the effective date of grant of the Option. Notwithstanding the foregoing, an Option (whether an Incentive Stock Option or a Nonstatutory Stock Option) may be granted with an exercise price lower than the minimum exercise price set forth above if such Option is granted pursuant to an assumption or substitution for another option in a manner qualifying under the provisions of Section 424(a) of the Code.

6.2 Exercisability and Term of Options.

(a) **Option Vesting and Exercisability.** Options shall be exercisable at such time or times, or upon such event or events, and subject to such terms, conditions, performance criteria and restrictions as shall be determined by the Committee and set forth in the Award Agreement evidencing such Option; provided, however, that (a) no Option shall be exercisable after the expiration of ten (10) years after the effective date of grant of such Option, (b) no Incentive Stock Option granted to a Ten Percent Owner shall be exercisable after the expiration of five (5) years after the effective date of grant of such Option, (c) no Option shall become fully vested in a period of less than three (3) years from the date of grant, other than in connection with a termination of Service or a Change in Control or in the case of an Option granted to a Nonemployee Director, and (d) no Option offered or be granted to a prospective Employee, prospective Consultant or prospective Director may become exercisable prior to the

date on which such person commences Service. Subject to the foregoing, unless otherwise specified by the Committee in the grant of an Option, any Option granted hereunder shall terminate ten (10) years after the effective date of grant of the Option, unless earlier terminated in accordance with its provisions, or the terms of the Plan.

(b) **Participant Responsibility for Exercise of Option.** Each Participant is responsible for taking any and all actions as may be required to exercise any Option in a timely manner, and for properly executing any documents as may be required for the exercise of an Option in accordance with such rules and procedures as may be established from time to time. By signing an Option Agreement each Participant acknowledges that information regarding the procedures and requirements for the exercise of any Option is available upon such Participant's request. The Company shall have no duty or obligation to notify any Participant of the expiration date of any Option.

6.3 Payment of Exercise Price.

(a) **Forms of Consideration Authorized.** Except as otherwise provided below, payment of the exercise price for the number of shares of Stock being purchased pursuant to any Option shall be made (i) in cash, by check or in cash equivalent, (ii) by tender to the Company, or attestation to the ownership, of shares of Stock owned by the Participant having a Fair Market Value not less than the exercise price, (iii) provided that the Participant is an Employee, and not an Officer or Director (unless otherwise not prohibited by law, including, without limitation, any regulation promulgated by the Board of Governors of the Federal Reserve System) and in the Company's sole and absolute discretion at the time the Option is exercised, by delivery of the Participant's promissory note in a form approved by the Company for the aggregate exercise price, provided that, if the Company is incorporated in the State of Delaware, the Participant shall pay in cash that portion of the aggregate exercise price not less than the par value of the shares being acquired, (iv) by such other consideration as may be approved by the Committee from time to time to the extent permitted by applicable law, or (v) by any combination thereof. The Committee may at any time or from time to time grant Options which do not permit all of the foregoing forms of consideration to be used in payment of the exercise price or which otherwise restrict one or more forms of consideration.

(b) **Limitations on Forms of Consideration.**

(i) **Tender of Stock.** Notwithstanding the foregoing, an Option may not be exercised by tender to the Company, or attestation to the ownership, of shares of Stock to the extent such tender or attestation would constitute a violation of the provisions of any law, regulation or agreement restricting the redemption of the Company's stock.

(ii) **Payment by Promissory Note.** No promissory note shall be permitted if the exercise of an Option using a promissory note would be a violation of any law. Any permitted promissory note shall be on such terms as the Committee shall determine. The Committee shall have the authority to permit or require the Participant to secure any promissory note used to exercise an Option with the shares of Stock acquired upon the exercise of the Option or with other collateral acceptable to the Company. Unless otherwise provided by the Committee, if the Company at any time is subject to the regulations promulgated by the

Board of Governors of the Federal Reserve System or any other governmental entity affecting the extension of credit in connection with the Company's securities, any promissory note shall comply with such applicable regulations, and the Participant shall pay the unpaid principal and accrued interest, if any, to the extent necessary to comply with such applicable regulations.

6.4 Effect of Termination of Service.

(a) *Option Exercisability.* Subject to earlier termination of the Option as otherwise provided herein and unless otherwise provided by the Committee, an Option shall be exercisable after a Participant's termination of Service only during the applicable time periods provided in the Award Agreement.

(b) *Extension if Exercise Prevented by Law.* Notwithstanding the foregoing, unless the Committee provides otherwise in the Award Agreement, if the exercise of an Option within the applicable time periods is prevented by the provisions of Section 14 below, the Option shall remain exercisable until three (3) months (or such longer period of time as determined by the Committee, in its discretion) after the date the Participant is notified by the Company that the Option is exercisable, but in any event no later than the Option Expiration Date.

(c) *Extension if Participant Subject to Section 16(b).* Notwithstanding the foregoing, if a sale within the applicable time periods of shares acquired upon the exercise of the Option would subject the Participant to suit under Section 16(b) of the Exchange Act, the Option shall remain exercisable until the earliest to occur of (i) the tenth (10th) day following the date on which a sale of such shares by the Participant would no longer be subject to such suit, (ii) the one hundred and ninetieth (190th) day after the Participant's termination of Service, or (iii) the Option Expiration Date.

6.5 Transferability of Options. During the lifetime of the Participant, an Option shall be exercisable only by the Participant or the Participant's guardian or legal representative. Prior to the issuance of shares of Stock upon the exercise of an Option, the Option shall not be subject in any manner to anticipation, alienation, sale, exchange, transfer, assignment, pledge, encumbrance, or garnishment by creditors of the Participant or the Participant's beneficiary, except transfer by will or by the laws of descent and distribution. Notwithstanding the foregoing, to the extent permitted by the Committee, in its discretion, and set forth in the Award Agreement evidencing such Option, a Nonstatutory Stock Option shall be assignable or transferable subject to the applicable limitations, if any, described in the General Instructions to Form S-8 Registration Statement under the Securities Act.

7. TERMS AND CONDITIONS OF STOCK APPRECIATION RIGHTS.

Stock Appreciation Rights shall be evidenced by Award Agreements specifying the number of shares of Stock subject to the Award, in such form as the Committee shall from time to time establish. No SAR or purported SAR shall be a valid and binding obligation of the Company unless evidenced by a fully executed Award Agreement. Award Agreements evidencing SARs may incorporate all or any of the terms of the Plan by reference and shall comply with and be subject to the following terms and conditions:

7.1 Types of SARs Authorized. SARs may be granted in tandem with all or any portion of a related Option (a "*Tandem SAR*") or may be granted independently of any Option (a "*Freestanding SAR*"). A Tandem SAR may be granted either concurrently with the grant of the related Option or at any time thereafter prior to the complete exercise, termination, expiration or cancellation of such related Option.

7.2 Exercise Price. The exercise price for each SAR shall be established in the discretion of the Committee; provided, however, that (a) the exercise price per share subject to a Tandem SAR shall be the exercise price per share under the related Option and (b) the exercise price per share subject to a Freestanding SAR shall be not less than the Fair Market Value of a share of Stock on the effective date of grant of the SAR.

7.3 Exercisability and Term of SARs.

(a) **Tandem SARs.** Tandem SARs shall be exercisable only at the time and to the extent, and only to the extent, that the related Option is exercisable, subject to such provisions as the Committee may specify where the Tandem SAR is granted with respect to less than the full number of shares of Stock subject to the related Option.

(b) **Freestanding SARs.** Freestanding SARs shall be exercisable at such time or times, or upon such event or events, and subject to such terms, conditions, performance criteria and restrictions as shall be determined by the Committee and set forth in the Award Agreement evidencing such SAR; provided, however, that no Freestanding SAR shall be exercisable after the expiration of ten (10) years after the effective date of grant of such SAR.

No SAR shall become fully vested in a period of less than three (3) years from the date of grant, other than in connection with a termination of Service or a Change in Control or the case of an SAR granted to a Nonemployee Director.

7.4 Deemed Exercise of SARs. If, on the date on which an SAR would otherwise terminate or expire, the SAR by its terms remains exercisable immediately prior to such termination or expiration and, if so exercised, would result in a payment to the holder of such SAR, then any portion of such SAR which has not previously been exercised shall automatically be deemed to be exercised as of such date with respect to such portion.

7.5 Effect of Termination of Service. Subject to earlier termination of the SAR as otherwise provided herein and unless otherwise provided by the Committee in the grant of an SAR and set forth in the Award Agreement, an SAR shall be exercisable after a Participant's termination of Service only as provided in the Award Agreement.

7.6 Nontransferability of SARs. During the lifetime of the Participant, an SAR shall be exercisable only by the Participant or the Participant's guardian or legal representative. Prior to the exercise of an SAR, the SAR shall not be subject in any manner to anticipation, alienation, sale, exchange, transfer, assignment, pledge, encumbrance, or garnishment by creditors of the Participant or the Participant's beneficiary, except transfer by will or by the laws of descent and distribution.

8. TERMS AND CONDITIONS OF RESTRICTED STOCK AWARDS.

Restricted Stock Awards shall be evidenced by Award Agreements specifying the number of shares of Stock subject to the Award, in such form as the Committee shall from time to time establish. No Restricted Stock Award or purported Restricted Stock Award shall be a valid and binding obligation of the Company unless evidenced by a fully executed Award Agreement. Award Agreements evidencing Restricted Stock Awards may incorporate all or any of the terms of the Plan by reference and shall comply with and be subject to the following terms and conditions:

8.1 Types of Restricted Stock Awards Authorized. Restricted Stock Awards may or may not require the payment of cash compensation for the stock. Restricted Stock Awards may be granted upon such conditions as the Committee shall determine, including, without limitation, upon the attainment of one or more Performance Goals described in Section 9.4. If either the grant of a Restricted Stock Award or the lapsing of the Restriction Period is to be contingent upon the attainment of one or more Performance Goals, the Committee shall follow procedures substantially equivalent to those set forth in Sections 9.3 through 9.5(a).

8.2 Purchase Price. The purchase price, if any, for shares of Stock issuable under each Restricted Stock Award and the means of payment shall be established by the Committee in its discretion.

8.3 Purchase Period. A Restricted Stock Award requiring the payment of cash consideration shall be exercisable within a period established by the Committee; provided, however, that no Restricted Stock Award granted to a prospective Employee, prospective Consultant or prospective Director may become exercisable prior to the date on which such person commences Service.

8.4 Vesting and Restrictions on Transfer. Shares issued pursuant to any Restricted Stock Award may or may not be made subject to Vesting Conditions based upon the satisfaction of such Service requirements, conditions, restrictions or performance criteria, including, without limitation, Performance Goals as described in Section 9.4, as shall be established by the Committee and set forth in the Award Agreement evidencing such Award. During any Restriction Period in which shares acquired pursuant to a Restricted Stock Award remain subject to Vesting Conditions, such shares may not be sold, exchanged, transferred, pledged, assigned or otherwise disposed of other than as provided in the Award Agreement or as provided in Section 8.7. Upon request by the Company, each Participant shall execute any agreement evidencing such transfer restrictions prior to the receipt of shares of Stock hereunder.

8.5 Voting Rights; Dividends and Distributions. Except as provided in this Section, Section 8.4 and any Award Agreement, during the Restriction Period applicable to shares subject to a Restricted Stock Award, the Participant shall have all of the rights of a stockholder of the Company holding shares of Stock, including the right to vote such shares and to receive all dividends and other distributions paid with respect to such shares. However, in the event of a dividend or distribution paid in shares of Stock or any other adjustment made upon a change in the capital structure of the Company as described in Section 4.2, any and all new, substituted or additional securities or other property (other than normal cash dividends) to which

the Participant is entitled by reason of the Participant's Restricted Stock Award shall be immediately subject to the same Vesting Conditions as the shares subject to the Restricted Stock Award with respect to which such dividends or distributions were paid or adjustments were made.

8.6 Effect of Termination of Service. Unless otherwise provided by the Committee in the grant of a Restricted Stock Award and set forth in the Award Agreement, if a Participant's Service terminates for any reason, whether voluntary or involuntary (including the Participant's death or disability), then the Participant shall forfeit to the Company any shares acquired by the Participant pursuant to a Restricted Stock Award which remain subject to Vesting Conditions as of the date of the Participant's termination of Service in exchange for the payment of the purchase price, if any, paid by the Participant. The Company shall have the right to assign at any time any repurchase right it may have, whether or not such right is then exercisable, to one or more persons as may be selected by the Company.

8.7 Nontransferability of Restricted Stock Award Rights. Prior to the issuance of shares of Stock pursuant to a Restricted Stock Award, rights to acquire such shares shall not be subject in any manner to anticipation, alienation, sale, exchange, transfer, assignment, pledge, encumbrance or garnishment by creditors of the Participant or the Participant's beneficiary, except transfer by will or the laws of descent and distribution. All rights with respect to a Restricted Stock Award granted to a Participant hereunder shall be exercisable during his or her lifetime only by such Participant or the Participant's guardian or legal representative.

9. TERMS AND CONDITIONS OF PERFORMANCE AWARDS.

Performance Awards shall be evidenced by Award Agreements in such form as the Committee shall from time to time establish. No Performance Award or purported Performance Award shall be a valid and binding obligation of the Company unless evidenced by a fully executed Award Agreement. Award Agreements evidencing Performance Awards may incorporate all or any of the terms of the Plan by reference and shall comply with and be subject to the following terms and conditions:

9.1 Types of Performance Awards Authorized. Performance Awards may be in the form of either Performance Shares or Performance Units. Each Award Agreement evidencing a Performance Award shall specify the number of Performance Shares or Performance Units subject thereto, the Performance Award Formula, the Performance Goal(s) and Performance Period applicable to the Award, and the other terms, conditions and restrictions of the Award.

9.2 Initial Value of Performance Shares and Performance Units. Unless otherwise provided by the Committee in granting a Performance Award, each Performance Share shall have an initial value equal to the Fair Market Value of one (1) share of Stock, subject to adjustment as provided in Section 4.2, on the effective date of grant of the Performance Share. Each Performance Unit shall have an initial value determined by the Committee. The final value payable to the Participant in settlement of a Performance Award determined on the basis of the applicable Performance Award Formula will depend on the extent to which Performance Goals

established by the Committee are attained within the applicable Performance Period established by the Committee.

9.3 Establishment of Performance Period, Performance Goals and Performance Award Formula. In granting each Performance Award, the Committee shall establish in writing the applicable Performance Period, Performance Award Formula and one or more Performance Goals which, when measured at the end of the Performance Period, shall determine on the basis of the Performance Award Formula the final value of the Performance Award to be paid to the Participant. To the extent compliance with the requirements under Section 162(m) with respect to "performance-based compensation" is desired, the Committee shall establish the Performance Goal(s) and Performance Award Formula applicable to each Performance Award no later than the earlier of (a) the date ninety (90) days after the commencement of the applicable Performance Period or (b) the date on which 25% of the Performance Period has elapsed, and, in any event, at a time when the outcome of the Performance Goals remains substantially uncertain. Once established, the Performance Goals and Performance Award Formula shall not be changed during the Performance Period. The Company shall notify each Participant granted a Performance Award of the terms of such Award, including the Performance Period, Performance Goal(s) and Performance Award Formula.

9.4 Measurement of Performance Goals. Performance Goals shall be established by the Committee on the basis of targets to be attained ("**Performance Targets**") with respect to one or more measures of business or financial performance (each, a "**Performance Measure**"), subject to the following:

(a) **Performance Measures.** Performance Measures may be one or more of the following, as determined by the Committee: (i) revenues; (ii) gross margin; (iii) operating margin; (iv) operating income; (v) earnings before tax; (vi) earnings before interest, taxes and depreciation and amortization; (vii) net income; (viii) expenses; (ix) the market price of the Stock; (x) earnings per share; (xi) return on stockholder equity; (xii) return on capital; (xiii) return on net assets; (xiv) economic value added; (xv) market share; (xvi) customer service; (xvii) customer satisfaction; (xviii) safety; (xix) total stockholder return; (xx) free cash flow; or (xxi) such other measures as determined by the Committee consistent with this Section 9.4(a).

(b) **Performance Targets.** Performance Targets may include a minimum, maximum, target level and intermediate levels of performance, with the final value of a Performance Award determined under the applicable Performance Award Formula by the level attained during the applicable Performance Period. A Performance Target may be stated as an absolute value or as a value determined relative to a standard selected by the Committee.

9.5 Settlement of Performance Awards.

(a) **Determination of Final Value.** As soon as practicable following the completion of the Performance Period applicable to a Performance Award, the Committee shall certify in writing the extent to which the applicable Performance Goals have been attained

and the resulting final value of the Award earned by the Participant and to be paid upon its settlement in accordance with the applicable Performance Award Formula.

(b) *Discretionary Adjustment of Award Formula.* In its discretion, the Committee may, either at the time it grants a Performance Award or at any time thereafter, provide for the positive or negative adjustment of the Performance Award Formula applicable to a Performance Award that is not intended to constitute "qualified performance based compensation" to a "covered employee" within the meaning of Section 162(m) (a "*Covered Employee*") to reflect such Participant's individual performance in his or her position with the Company or such other factors as the Committee may determine. With respect to a Performance Award intended to constitute qualified performance-based compensation to a Covered Employee, the Committee shall have the discretion to reduce some or all of the value of the Performance Award that would otherwise be paid to the Covered Employee upon its settlement notwithstanding the attainment of any Performance Goal and the resulting value of the Performance Award determined in accordance with the Performance Award Formula.

(c) *Payment in Settlement of Performance Awards.* As soon as practicable following the Committee's determination and certification in accordance with Sections 9.5(a) and (b), payment shall be made to each eligible Participant (or such Participant's legal representative or other person who acquired the right to receive such payment by reason of the Participant's death) of the final value of the Participant's Performance Award. Payment of such amount shall be made in cash, shares of Stock, or a combination thereof as determined by the Committee.

9.6 Voting Rights; Dividend Equivalent Rights and Distributions. Participants shall have no voting rights with respect to shares of Stock represented by Performance Share Awards until the date of the issuance of such shares, if any (as evidenced by the appropriate entry on the books of the Company or of a duly authorized transfer agent of the Company). However, the Committee, in its discretion, may provide in the Award Agreement evidencing any Performance Share Award that the Participant shall be entitled to receive Dividend Equivalents with respect to the payment of cash dividends on Stock having a record date prior to the date on which the Performance Shares are settled or forfeited. Such Dividend Equivalents, if any, shall be credited to the Participant in the form of additional whole Performance Shares as of the date of payment of such cash dividends on Stock. The number of additional Performance Shares to be so credited shall be determined by dividing (a) the amount of cash dividends paid on such date with respect to the number of shares of Stock represented by the Performance Shares previously credited to the Participant by (b) the Fair Market Value per share of Stock on such date. Dividend Equivalents may be paid currently or may be accumulated and paid to the extent that Performance Shares become nonforfeitable, as determined by the Committee. Settlement of Dividend Equivalents may be made in cash, shares of Stock, or a combination thereof as determined by the Committee, and may be paid on the same basis as settlement of the related Performance Share as provided in Section 9.5, except that fractional shares shall be paid in cash within thirty (30) days following the date of settlement of the Performance Share Award. Dividend Equivalents shall not be paid with respect to Performance Units. In the event of a dividend or distribution paid in shares of Stock or any other adjustment made upon a change in the capital structure of the Company as described in Section 4.2, appropriate adjustments shall be made in the Participant's Performance Share Award so that it

represents the right to receive upon settlement any and all new, substituted or additional securities or other property (other than normal cash dividends) to which the Participant would be entitled by reason of the shares of Stock issuable upon settlement of the Performance Share Award, and all such new, substituted or additional securities or other property shall be immediately subject to the same Performance Goals as are applicable to the Award.

9.7 Effect of Termination of Service. Unless otherwise provided by the Committee in the grant of a Performance Award and set forth in the Award Agreement, the effect of a Participant's termination of Service on the Performance Award shall be as follows:

(a) **Death or Disability.** If the Participant's Service terminates because of the death or Disability of the Participant before the completion of the Performance Period applicable to the Performance Award, the final value of the Participant's Performance Award shall be determined by the extent to which the applicable Performance Goals have been attained with respect to the entire Performance Period and shall be prorated based on the number of months of the Participant's Service during the Performance Period. Payment shall be made following the end of the Performance Period in any manner permitted by Section 9.5.

(b) **Other Termination of Service.** If the Participant's Service terminates for any reason except death or Disability before the completion of the Performance Period applicable to the Performance Award, such Award shall be forfeited in its entirety; provided, however, that in the event of an involuntary termination of the Participant's Service, the Committee, in its sole discretion, may waive the automatic forfeiture of all or any portion of any such Award.

9.8 Nontransferability of Performance Awards. Prior to settlement in accordance with the provisions of the Plan, no Performance Award shall be subject in any manner to anticipation, alienation, sale, exchange, transfer, assignment, pledge, encumbrance, or garnishment by creditors of the Participant or the Participant's beneficiary, except transfer by will or by the laws of descent and distribution. All rights with respect to a Performance Award granted to a Participant hereunder shall be exercisable during his or her lifetime only by such Participant or the Participant's guardian or legal representative.

10. TERMS AND CONDITIONS OF RESTRICTED STOCK UNIT AWARDS.

Restricted Stock Unit Awards shall be evidenced by Award Agreements specifying the number of Restricted Stock Units subject to the Award, in such form as the Committee shall from time to time establish. No Restricted Stock Unit Award or purported Restricted Stock Unit Award shall be a valid and binding obligation of the Company unless evidenced by a fully executed Award Agreement. Award Agreements evidencing Restricted Stock Units may incorporate all or any of the terms of the Plan by reference and shall comply with and be subject to the following terms and conditions:

10.1 Grant of Restricted Stock Unit Awards. Restricted Stock Unit Awards may be granted upon such conditions as the Committee shall determine, including, without limitation, upon the attainment of one or more Performance Goals described in Section 9.4. If either the grant of a Restricted Stock Unit Award or the Vesting Conditions with respect to such

Award is to be contingent upon the attainment of one or more Performance Goals, the Committee shall follow procedures substantially equivalent to those set forth in Sections 9.3 through 9.5(a).

10.2 Vesting. Restricted Stock Units may or may not be made subject to Vesting Conditions based upon the satisfaction of such Service requirements, conditions, restrictions or performance criteria, including, without limitation, Performance Goals as described in Section 9.4, as shall be established by the Committee and set forth in the Award Agreement evidencing such Award.

10.3 Voting Rights, Dividend Equivalent Rights and Distributions. Participants shall have no voting rights with respect to shares of Stock represented by Restricted Stock Units until the date of the issuance of such shares (as evidenced by the appropriate entry on the books of the Company or of a duly authorized transfer agent of the Company). However, the Committee, in its discretion, may provide in the Award Agreement evidencing any Restricted Stock Unit Award that the Participant shall be entitled to receive Dividend Equivalents with respect to the payment of cash dividends on Stock having a record date prior to the date on which Restricted Stock Units held by such Participant are settled. Such Dividend Equivalents, if any, shall be paid by crediting the Participant with additional whole Restricted Stock Units as of the date of payment of such cash dividends on Stock. The number of additional Restricted Stock Units (rounded to the nearest whole number) to be so credited shall be determined by dividing (a) the amount of cash dividends paid on such date with respect to the number of shares of Stock represented by the Restricted Stock Units previously credited to the Participant by (b) the Fair Market Value per share of Stock on such date. Such additional Restricted Stock Units shall be subject to the same terms and conditions and shall be settled in the same manner and at the same time (or as soon thereafter as practicable) as the Restricted Stock Units originally subject to the Restricted Stock Unit Award, except that fractional shares may be settled in cash within thirty (30) days following the date of settlement of the Restricted Stock Unit Award. In the event of a dividend or distribution paid in shares of Stock or any other adjustment made upon a change in the capital structure of the Company as described in Section 4.2, appropriate adjustments shall be made in the Participant's Restricted Stock Unit Award so that it represents the right to receive upon settlement any and all new, substituted or additional securities or other property (other than normal cash dividends) to which the Participant would be entitled by reason of the shares of Stock issuable upon settlement of the Award, and all such new, substituted or additional securities or other property shall be immediately subject to the same Vesting Conditions as are applicable to the Award.

10.4 Effect of Termination of Service. Unless otherwise provided by the Committee in the grant of a Restricted Stock Unit Award and set forth in the Award Agreement, if a Participant's Service terminates for any reason, whether voluntary or involuntary (including the Participant's death or disability), then the Participant shall forfeit to the Company any Restricted Stock Units pursuant to the Award which remain subject to Vesting Conditions as of the date of the Participant's termination of Service.

10.5 Settlement of Restricted Stock Unit Awards. The Company shall issue to a Participant on the date on which Restricted Stock Units subject to the Participant's Restricted Stock Unit Award vest or on such other date determined by the Committee, in its

discretion, and set forth in the Award Agreement one (1) share of Stock (and/or any other new, substituted or additional securities or other property pursuant to an adjustment described in Section 10.3) for each Restricted Stock Unit then becoming vested or otherwise to be settled on such date, subject to the withholding of applicable taxes. Notwithstanding the foregoing, if permitted by the Committee and set forth in the Award Agreement, the Participant may elect in accordance with terms specified in the Award Agreement to defer receipt of all or any portion of the shares of Stock or other property otherwise issuable to the Participant pursuant to this Section.

10.6 Nontransferability of Restricted Stock Unit Awards. Prior to the issuance of shares of Stock in settlement of a Restricted Stock Unit Award, the Award shall not be subject in any manner to anticipation, alienation, sale, exchange, transfer, assignment, pledge, encumbrance, or garnishment by creditors of the Participant or the Participant's beneficiary, except transfer by will or by the laws of descent and distribution. All rights with respect to a Restricted Stock Unit Award granted to a Participant hereunder shall be exercisable during his or her lifetime only by such Participant or the Participant's guardian or legal representative.

11. DEFERRED COMPENSATION AWARDS.

11.1 Establishment of Deferred Compensation Award Programs. This Section 11 shall not be effective unless and until the Committee determines to establish a program pursuant to this Section. The Committee, in its discretion and upon such terms and conditions as it may determine, may establish one or more programs pursuant to the Plan under which:

(a) Participants designated by the Committee who are Insiders or otherwise among a select group of highly compensated Employees may irrevocably elect, prior to a date specified by the Committee, to reduce such Participant's compensation otherwise payable in cash (subject to any minimum or maximum reductions imposed by the Committee) and to be granted automatically at such time or times as specified by the Committee one or more Awards of Stock Units with respect to such numbers of shares of Stock as determined in accordance with the rules of the program established by the Committee and having such other terms and conditions as established by the Committee.

(b) Participants designated by the Committee who are Insiders or otherwise among a select group of highly compensated Employees may irrevocably elect, prior to a date specified by the Committee, to be granted automatically an Award of Stock Units with respect to such number of shares of Stock and upon such other terms and conditions as established by the Committee in lieu of:

(i) shares of Stock otherwise issuable to such Participant upon the exercise of an Option;

(ii) cash or shares of Stock otherwise issuable to such Participant upon the exercise of an SAR; or

(iii) cash or shares of Stock otherwise issuable to such Participant upon the settlement of a Performance Award or Performance Unit.

11.2 Terms and Conditions of Deferred Compensation Awards. Deferred Compensation Awards granted pursuant to this Section 11 shall be evidenced by Award Agreements in such form as the Committee shall from time to time establish. No such Deferred Compensation Award or purported Deferred Compensation Award shall be a valid and binding obligation of the Company unless evidenced by a fully executed Award Agreement. Award Agreements evidencing Deferred Compensation Awards may incorporate all or any of the terms of the Plan by reference and shall comply with and be subject to the following terms and conditions:

(a) *Vesting Conditions.* Deferred Compensation Awards shall not be subject to any vesting conditions.

(b) *Terms and Conditions of Stock Units.*

(i) **Voting Rights; Dividend Equivalent Rights and Distributions.** Participants shall have no voting rights with respect to shares of Stock represented by Stock Units until the date of the issuance of such shares (as evidenced by the appropriate entry on the books of the Company or of a duly authorized transfer agent of the Company). However, a Participant shall be entitled to receive Dividend Equivalents with respect to the payment of cash dividends on Stock having a record date prior to date on which Stock Units held by such Participant are settled. Such Dividend Equivalents shall be paid by crediting the Participant with additional whole and/or fractional Stock Units as of the date of payment of such cash dividends on Stock. The method of determining the number of additional Stock Units to be so credited shall be specified by the Committee and set forth in the Award Agreement. Such additional Stock Units shall be subject to the same terms and conditions and shall be settled in the same manner and at the same time (or as soon thereafter as practicable) as the Stock Units originally subject to the Stock Unit Award. In the event of a dividend or distribution paid in shares of Stock or any other adjustment made upon a change in the capital structure of the Company as described in Section 4.2, appropriate adjustments shall be made in the Participant's Stock Unit Award so that it represent the right to receive upon settlement any and all new, substituted or additional securities or other property (other than normal cash dividends) to which the Participant would be entitled by reason of the shares of Stock issuable upon settlement of the Award.

(ii) **Settlement of Stock Unit Awards.** A Participant electing to receive an Award of Stock Units pursuant to this Section 11 shall specify at the time of such election a settlement date with respect to such Award. The Company shall issue to the Participant as soon as practicable following the earlier of the settlement date elected by the Participant or the date of termination of the Participant's Service, a number of whole shares of Stock equal to the number of whole Stock Units subject to the Stock Unit Award. Such shares of Stock shall be fully vested, and the Participant shall not be required to pay any additional consideration (other than applicable tax withholding) to acquire such shares. Any fractional Stock Unit subject to the Stock Unit Award shall be settled by the Company by payment in cash of an amount equal to the Fair Market Value as of the payment date of such fractional share.

(iii) **Nontransferability of Stock Unit Awards.** Prior to their settlement in accordance with the provision of the Plan, no Stock Unit Award shall be subject in

any manner to anticipation, alienation, sale, exchange, transfer, assignment, pledge, encumbrance, or garnishment by creditors of the Participant or the Participant's beneficiary, except transfer by will or by the laws of descent and distribution. All rights with respect to a Stock Unit Award granted to a Participant hereunder shall be exercisable during his or her lifetime only by such Participant or the Participant's guardian or legal representative.

12. OTHER STOCK-BASED AWARDS.

In addition to the Awards set forth in Sections 6 through 11 above, the Committee, in its sole discretion, may carry out the purpose of this Plan by awarding Stock-Based Awards as it determines to be in the best interests of the Company and subject to such other terms and conditions as it deems necessary and appropriate.

13. EFFECT OF CHANGE IN CONTROL ON OPTIONS AND SARs.

13.1 Accelerated Vesting. The Committee, in its sole discretion, may provide in any Award Agreement or, in the event of a Change in Control, may take such actions as it deems appropriate to provide for the acceleration of the exercisability and vesting in connection with such Change in Control of any or all outstanding Options and SARs and shares acquired upon the exercise of such Options and SARs upon such conditions and to such extent as the Committee shall determine. The previous sentence notwithstanding such acceleration shall not occur to the extent an Option or SAR is assumed or substituted with a substantially similar Award in connection with a Change in Control.

13.2 Assumption or Substitution. In the event of a Change in Control, the surviving, continuing, successor, or purchasing corporation or other business entity or parent thereof, as the case may be (the "*Acquiring Corporation*"), may, without the consent of the Participant, either assume the Company's rights and obligations under outstanding Options and SARs or substitute for outstanding Options and SARs substantially equivalent options or stock appreciation rights for the Acquiring Corporation's stock. Any Options or SARs which are neither assumed or substituted for by the Acquiring Corporation in connection with the Change in Control nor exercised as of the date of the Change in Control shall terminate and cease to be outstanding effective as of the date of the Change in Control. Notwithstanding the foregoing, shares acquired upon exercise of an Option or SAR prior to the Change in Control and any consideration received pursuant to the Change in Control with respect to such shares shall continue to be subject to all applicable provisions of the Award Agreement evidencing such Award except as otherwise provided in such Award Agreement. Furthermore, notwithstanding the foregoing, if the corporation the stock of which is subject to the outstanding Options or SARs immediately prior to an Ownership Change Event described in Section 2.1(z)(i) constituting a Change in Control is the surviving or continuing corporation and immediately after such Ownership Change Event less than fifty percent (50%) of the total combined voting power of its voting stock is held by another corporation or by other corporations that are members of an affiliated group within the meaning of Section 1504(a) of the Code without regard to the provisions of Section 1504(b) of the Code, the outstanding Options and SARs shall not terminate unless the Board otherwise provides in its discretion.

13.3 Effect of Change in Control on Awards Other Than Options and SARs. The Committee may, in its discretion, provide in any Award Agreement evidencing any Award other than an Option or SAR that, in the event of a Change in Control, the lapsing of any applicable Vesting Condition, vesting restriction, Restriction Period, Performance Goal or other limitation applicable to the Award or the Stock subject to such Award held by a Participant whose Service has not terminated prior to the Change in Control shall be accelerated and/or waived, effective immediately prior to the consummation of the Change in Control, to such extent as specified in such Award Agreement; provided, however, that such acceleration or waiver shall not occur to the extent an Award is assumed or substituted with a substantially equivalent Award in connection with the Change in Control. Any acceleration, waiver or the lapsing of any restriction that was permissible solely by reason of this Section 13.3 and the provisions of such Award Agreement shall be conditioned upon the consummation of the Change in Control.

14. COMPLIANCE WITH SECURITIES LAW.

The grant of Awards and the issuance of shares of Stock pursuant to any Award shall be subject to compliance with all applicable requirements of federal, state and foreign law with respect to such securities and the requirements of any stock exchange or market system upon which the Stock may then be listed. In addition, no Award may be exercised or shares issued pursuant to an Award unless (a) a registration statement under the Securities Act shall at the time of such exercise or issuance be in effect with respect to the shares issuable pursuant to the Award or (b) in the opinion of legal counsel to the Company, the shares issuable pursuant to the Award may be issued in accordance with the terms of an applicable exemption from the registration requirements of the Securities Act. The inability of the Company to obtain from any regulatory body having jurisdiction the authority, if any, deemed by the Company's legal counsel to be necessary to the lawful issuance and sale of any shares hereunder shall relieve the Company of any liability in respect of the failure to issue or sell such shares as to which such requisite authority shall not have been obtained. As a condition to issuance of any Stock, the Company may require the Participant to satisfy any qualifications that may be necessary or appropriate, to evidence compliance with any applicable law or regulation and to make any representation or warranty with respect thereto as may be requested by the Company.

15. TAX WITHHOLDING.

15.1 Tax Withholding in General. The Company shall have the right to deduct from any and all payments made under the Plan, or to require the Participant, through payroll withholding, cash payment or otherwise, including by means of a cashless exercise or net exercise of an Option, to make adequate provision for, the federal, state, local and foreign taxes, if any, required by law to be withheld by the Participating Company Group with respect to an Award or the shares acquired pursuant thereto. The Company shall have no obligation to deliver shares of Stock, to release shares of Stock from an escrow established pursuant to an Award Agreement, or to make any payment in cash under the Plan until the Participating Company Group's tax withholding obligations have been satisfied by the Participant.

15.2 Withholding in Shares. The Company shall have the right, but not the obligation, to deduct from the shares of Stock issuable to a Participant upon the exercise or

settlement of an Award, or to accept from the Participant the tender of, a number of whole shares of Stock having a Fair Market Value, as determined by the Company, equal to all or any part of the tax withholding obligations of the Participating Company Group. The Fair Market Value of any shares of Stock withheld or tendered to satisfy any such tax withholding obligations shall not exceed the amount determined by the applicable minimum statutory withholding rates.

16. AMENDMENT OR TERMINATION OF PLAN.

The Board or the Committee may amend, suspend or terminate the Plan at any time. However, without the approval of the Company's stockholders, there shall be (a) no increase in the maximum aggregate number of shares of Stock that may be issued under the Plan (except by operation of the provisions of Section 4.2), (b) no change in the class of persons eligible to receive Incentive Stock Options, and (c) no other amendment of the Plan that would require approval of the Company's stockholders under any applicable law, regulation or rule. No amendment, suspension or termination of the Plan shall affect any then outstanding Award unless expressly provided by the Board or the Committee. In any event, no amendment, suspension or termination of the Plan may adversely affect any then outstanding Award without the consent of the Participant unless necessary to comply with any applicable law, regulation or rule.

17. MISCELLANEOUS PROVISIONS.

17.1 Repurchase Rights. Shares issued under the Plan may be subject to one or more repurchase options, or other conditions and restrictions as determined by the Committee in its discretion at the time the Award is granted. The Company shall have the right to assign at any time any repurchase right it may have, whether or not such right is then exercisable, to one or more persons as may be selected by the Company. Upon request by the Company, each Participant shall execute any agreement evidencing such transfer restrictions prior to the receipt of shares of Stock hereunder and shall promptly present to the Company any and all certificates representing shares of Stock acquired hereunder for the placement on such certificates of appropriate legends evidencing any such transfer restrictions.

17.2 Provision of Information. Each Participant shall be given access to information concerning the Company equivalent to that information generally made available to the Company's common stockholders.

17.3 Rights as Employee, Consultant or Director. No person, even though eligible pursuant to Section 5, shall have a right to be selected as a Participant, or, having been so selected, to be selected again as a Participant. Nothing in the Plan or any Award granted under the Plan shall confer on any Participant a right to remain an Employee, Consultant or Director or interfere with or limit in any way any right of a Participating Company to terminate the Participant's Service at any time. To the extent that an Employee of a Participating Company other than the Company receives an Award under the Plan, that Award shall in no event be understood or interpreted to mean that the Company is the Employee's employer or that the Employee has an employment relationship with the Company.

17.4 Rights as a Stockholder. A Participant shall have no rights as a stockholder with respect to any shares covered by an Award until the date of the issuance of such shares (as evidenced by the appropriate entry on the books of the Company or of a duly authorized transfer agent of the Company). No adjustment shall be made for dividends, distributions or other rights for which the record date is prior to the date such shares are issued, except as provided in Section 4.2 or another provision of the Plan.

17.5 Fractional Shares. The Company shall not be required to issue fractional shares upon the exercise or settlement of any Award.

17.6 Severability. If any one or more of the provisions (or any part thereof) of this Plan shall be held invalid, illegal or unenforceable in any respect, such provision shall be modified so as to make it valid, legal and enforceable, and the validity, legality and enforceability of the remaining provisions (or any part thereof) of the Plan shall not in any way be affected or impaired thereby.

17.7 Beneficiary Designation. Subject to local laws and procedures, each Participant may file with the Company a written designation of a beneficiary who is to receive any benefit under the Plan to which the Participant is entitled in the event of such Participant's death before he or she receives any or all of such benefit. Each designation will revoke all prior designations by the same Participant, shall be in a form prescribed by the Company, and will be effective only when filed by the Participant in writing with the Company during the Participant's lifetime. If a married Participant designates a beneficiary other than the Participant's spouse, the effectiveness of such designation may be subject to the consent of the Participant's spouse. If a Participant dies without an effective designation of a beneficiary who is living at the time of the Participant's death, the Company will pay any remaining unpaid benefits to the Participant's legal representative.

17.8 Unfunded Obligation. Participants shall have the status of general unsecured creditors of the Company. Any amounts payable to Participants pursuant to the Plan shall be unfunded and unsecured obligations for all purposes, including, without limitation, Title I of the Employee Retirement Income Security Act of 1974. No Participating Company shall be required to segregate any monies from its general funds, or to create any trusts, or establish any special accounts with respect to such obligations. The Company shall retain at all times beneficial ownership of any investments, including trust investments, which the Company may make to fulfill its payment obligations hereunder. Any investments or the creation or maintenance of any trust or any Participant account shall not create or constitute a trust or fiduciary relationship between the Committee or any Participating Company and a Participant, or otherwise create any vested or beneficial interest in any Participant or the Participant's creditors in any assets of any Participating Company. The Participants shall have no claim against any Participating Company for any changes in the value of any assets which may be invested or reinvested by the Company with respect to the Plan. Each Participating Company shall be responsible for making benefit payments pursuant to the Plan on behalf of its Participants or for reimbursing the Company for the cost of such payments, as determined by the Company in its sole discretion. In the event the respective Participating Company fails to make such payment or reimbursement, a Participant's (or other individual's) sole recourse shall be against the

respective Participating Company, and not against the Company. A Participant's acceptance of an Award pursuant to the Plan shall constitute agreement with this provision.

SUBSIDIARIES OF REGISTRANT

FLO TV Incorporated, formerly MediaFLO USA, Inc., a Delaware Corporation, is a wholly-owned subsidiary of the Company. FLO TV does business under its own name. The Company consolidates FLO TV in its financial statements.

QUALCOMM Global Trading, Inc. (QGT), a British Virgin Islands corporation, is a wholly-owned subsidiary of the Company. QGT and its subsidiaries, QUALCOMM CDMA Technologies Asia-Pacific Pte. Ltd., incorporated in Singapore, QUALCOMM GT Holdings, Inc., incorporated in the British Virgin Islands, QUALCOMM Mauritius Holdings Limited, incorporated in Mauritius, QUALCOMM CDMA Technologies Malaysia SDN.BHD, incorporated in Malaysia, QUALCOMM Canada Inc., incorporated in Canada, QUALCOMM (UK) Limited, incorporated in the United Kingdom, Spike Technologies LLC, registered in California, QUALCOMM India Private Limited, incorporated in India, QUALCOMM Communication Technologies Ltd., incorporated in Taiwan, QUALCOMM CDMA Technologies GmbH, incorporated in Germany, QUALCOMM Finland Oy, incorporated in Finland, QUALCOMM CDMA Technologies, T.Y.K., incorporated in Japan, QUALCOMM CDMA Technologies (Korea) Y.H., incorporated in South Korea, and QUALCOMM Wireless Semi Conductor Technologies Limited, incorporated in China, QUALCOMM Netherlands B.V., incorporated in the Netherlands, and QUALCOMM Italia S.r.l., incorporated in Italy, do business under their own names. The Company consolidates QGT in its financial statements.

The names of other subsidiaries are omitted. Such subsidiaries would not, if considered in the aggregate as a single subsidiary, constitute a significant subsidiary within the meaning of Item 601(b)(21)(ii) of Regulation S-K.

CONSENT OF INDEPENDENT REGISTERED PUBLIC ACCOUNTING FIRM

We hereby consent to the incorporation by reference in the Registration Statements on Form S-3 (No. 333-26069 and No. 333-32926) and in the Registration Statements on Form S-8 (No. 333-60484, No. 333-45083, No. 333-78158, No. 333-78150, No. 333-32013, No. 333-69457, No. 333-95291, No. 333-32924, No. 333-42286, No. 333-103497, No. 333-117626, No. 333-119904, No. 333-120948, No. 333-131448, No. 333-131157, No. 333-137692, No. 333-137693, No. 333-150423, No. 333-148177, No. 333-148841, and No. 333-148556) of QUALCOMM Incorporated of our report dated November 4, 2009 relating to the consolidated financial statements, the financial statement schedule and the effectiveness of internal control over financial reporting, which appears in this Form 10-K.

/s/ PricewaterhouseCoopers LLP

San Diego, California
November 4, 2009

CERTIFICATION PURSUANT TO SECTION 302 OF THE SARBANES-OXLEY ACT OF 2002

I, Paul E. Jacobs, certify that:

1. I have reviewed this Form 10-K of QUALCOMM Incorporated;
2. Based on my knowledge, this report does not contain any untrue statement of a material fact or omit to state a material fact necessary to make the statements made, in light of the circumstances under which such statements were made, not misleading with respect to the period covered by this report;
3. Based on my knowledge, the financial statements, and other financial information included in this report, fairly present in all material respects the financial condition, results of operations and cash flows of the registrant as of, and for, the periods presented in this report;
4. The registrant's other certifying officer and I are responsible for establishing and maintaining disclosure controls and procedures (as defined in Exchange Act Rules 13a-15(e) and 15d-15(e)) and internal control over financial reporting (as defined in Exchange Act Rules 13a-15(f) and 15d-15(f)) for the registrant and have:
 - a) designed such disclosure controls and procedures, or caused such disclosure controls and procedures to be designed under our supervision, to ensure that material information relating to the registrant, including its consolidated subsidiaries, is made known to us by others within those entities, particularly during the period in which this report is being prepared;
 - b) designed such internal control over financial reporting, or caused such internal control over financial reporting to be designed under our supervision, to provide reasonable assurance regarding the reliability of financial reporting and the preparation of financial statements for external purposes in accordance with generally accepted accounting principles;
 - c) evaluated the effectiveness of the registrant's disclosure controls and procedures and presented in this report our conclusions about the effectiveness of the disclosure controls and procedures, as of the end of the period covered by this report based on such evaluation; and
 - d) disclosed in this report any change in the registrant's internal control over financial reporting that occurred during the registrant's most recent fiscal quarter (the registrant's fourth fiscal quarter in the case of an annual report) that has materially affected, or is reasonably likely to materially affect, the registrant's internal control over financial reporting; and
5. The registrant's other certifying officer and I have disclosed, based on our most recent evaluation of internal control over financial reporting, to the registrant's auditors and the audit committee of registrant's Board of Directors (or persons performing the equivalent functions):
 - a) all significant deficiencies and material weaknesses in the design or operation of internal control over financial reporting which are reasonably likely to adversely affect the registrant's ability to record, process, summarize and report financial information; and
 - b) any fraud, whether or not material, that involves management or other employees who have a significant role in the registrant's internal control over financial reporting.

Dated: November 4, 2009

/s/ Paul E. Jacobs

Paul E. Jacobs,

Chief Executive Officer and Chairman

CERTIFICATION PURSUANT TO SECTION 302 OF THE SARBANES-OXLEY ACT OF 2002

I, William E. Keitel, certify that:

1. I have reviewed this Form 10-K of QUALCOMM Incorporated;
2. Based on my knowledge, this report does not contain any untrue statement of a material fact or omit to state a material fact necessary to make the statements made, in light of the circumstances under which such statements were made, not misleading with respect to the period covered by this report;
3. Based on my knowledge, the financial statements, and other financial information included in this report, fairly present in all material respects the financial condition, results of operations and cash flows of the registrant as of, and for, the periods presented in this report;
4. The registrant's other certifying officer and I are responsible for establishing and maintaining disclosure controls and procedures (as defined in Exchange Act Rules 13a-15(e) and 15d-15(e)) and internal control over financial reporting (as defined in Exchange Act Rules 13a-15(f) and 15d-15(f)) for the registrant and have:
 - a) designed such disclosure controls and procedures, or caused such disclosure controls and procedures to be designed under our supervision, to ensure that material information relating to the registrant, including its consolidated subsidiaries, is made known to us by others within those entities, particularly during the period in which this report is being prepared;
 - b) designed such internal control over financial reporting, or caused such internal control over financial reporting to be designed under our supervision, to provide reasonable assurance regarding the reliability of financial reporting and the preparation of financial statements for external purposes in accordance with generally accepted accounting principles;
 - c) evaluated the effectiveness of the registrant's disclosure controls and procedures and presented in this report our conclusions about the effectiveness of the disclosure controls and procedures, as of the end of the period covered by this report based on such evaluation; and
 - d) disclosed in this report any change in the registrant's internal control over financial reporting that occurred during the registrant's most recent fiscal quarter (the registrant's fourth fiscal quarter in the case of an annual report) that has materially affected, or is reasonably likely to materially affect, the registrant's internal control over financial reporting; and
5. The registrant's other certifying officer and I have disclosed, based on our most recent evaluation of internal control over financial reporting, to the registrant's auditors and the audit committee of registrant's Board of Directors (or persons performing the equivalent functions):
 - a) all significant deficiencies and material weaknesses in the design or operation of internal control over financial reporting which are reasonably likely to adversely affect the registrant's ability to record, process, summarize and report financial information; and
 - b) any fraud, whether or not material, that involves management or other employees who have a significant role in the registrant's internal control over financial reporting.

Dated: November 4, 2009

/s/ William E. Keitel

William E. Keitel,
Executive Vice President and Chief Financial Officer

**CERTIFICATION PURSUANT TO SECTION 906 OF THE SARBANES-OXLEY ACT OF 2002
(18 U.S.C. SECTION 1350)**

In connection with the accompanying Annual Report of QUALCOMM Incorporated (the "Company") on Form 10-K for the fiscal year ended September 27, 2009 (the "Report"), I, Paul Jacobs, Chief Executive Officer of the Company, certify, pursuant to 18 U.S.C. §1350, as adopted pursuant to §906 of the Sarbanes-Oxley Act of 2002, that:

- (1) The Report fully complies with the requirements of Section 13(a) of the Securities Exchange Act of 1934; and
- (2) The information contained in the Report fairly presents, in all material respects, the financial condition and results of operations of the Company.

Dated: November 4, 2009

/s/ Paul E. Jacobs

Paul E. Jacobs,
Chief Executive Officer and Chairman

**CERTIFICATION PURSUANT TO SECTION 906 OF THE SARBANES-OXLEY ACT OF 2002
(18 U.S.C. SECTION 1350)**

In connection with the accompanying Annual Report of QUALCOMM Incorporated (the "Company") on Form 10-K for the fiscal year ended September 27, 2009 (the "Report"), I, William E. Keitel, Chief Financial Officer of the Company, certify, pursuant to 18 U.S.C. §1350, as adopted pursuant to §906 of the Sarbanes-Oxley Act of 2002, that:

- (1) The Report fully complies with the requirements of Section 13(a) of the Securities Exchange Act of 1934; and
- (2) The information contained in the Report fairly presents, in all material respects, the financial condition and results of operations of the Company.

Dated: November 4, 2009

/s/ William E. Keitel

William E. Keitel,
Executive Vice President and Chief Financial Officer

```
<?xml version="1.0" encoding="UTF-8"?><!--EDGARizerX: Instance document generated by EDGARizerX
<link:schemaRef xlink:type="simple" xlink:href="qcom-20090927.xsd"/>
<context id="c00000">
  <entity>
    <identifier scheme="http://www.sec.gov/CIK">0000804328</identifier>
  </entity>
  <period>
    <instant>2007-09-30</instant>
  </period>
</context>
<context id="c00001">
  <entity>
    <identifier scheme="http://www.sec.gov/CIK">0000804328</identifier>
    <segment>
      <xbrldi:explicitMember dimension="us-gaap:StatementEquityComponentsAxis">us-gaap:Comm
    </segment>
  </entity>
  <period>
    <instant>2007-09-30</instant>
  </period>
</context>
<context id="c00002">
  <entity>
    <identifier scheme="http://www.sec.gov/CIK">0000804328</identifier>
    <segment>
      <xbrldi:explicitMember dimension="us-gaap:StatementEquityComponentsAxis">us-gaap:Addi
    </segment>
  </entity>
  <period>
    <instant>2007-09-30</instant>
  </period>
</context>
<context id="c00003">
  <entity>
    <identifier scheme="http://www.sec.gov/CIK">0000804328</identifier>
    <segment>
      <xbrldi:explicitMember dimension="us-gaap:StatementEquityComponentsAxis">us-gaap:Reta
    </segment>
  </entity>
  <period>
    <instant>2007-09-30</instant>
  </period>
</context>
<context id="c00004">
  <entity>
    <identifier scheme="http://www.sec.gov/CIK">0000804328</identifier>
    <segment>
      <xbrldi:explicitMember dimension="us-gaap:StatementEquityComponentsAxis">us-gaap:Accur
    </segment>
  </entity>
  <period>
    <instant>2007-09-30</instant>
  </period>
</context>
<context id="c00005">
  <entity>
    <identifier scheme="http://www.sec.gov/CIK">0000804328</identifier>
  </entity>
  <period>
    <instant>2006-09-24</instant>
  </period>
</context>
<context id="c00006">
  <entity>
    <identifier scheme="http://www.sec.gov/CIK">0000804328</identifier>
    <segment>
      <xbrldi:explicitMember dimension="us-gaap:StatementEquityComponentsAxis">us-gaap:Comm
```

```

    </segment>
  </entity>
  <period>
    <instant>2006-09-24</instant>
  </period>
</context>
<context id="c00007">
  <entity>
    <identifier scheme="http://www.sec.gov/CIK">0000804328</identifier>
    <segment>
      <xbrldi:explicitMember dimension="us-gaap:StatementEquityComponentsAxis">us-gaap:Addi
    </segment>
  </entity>
  <period>
    <instant>2006-09-24</instant>
  </period>
</context>
<context id="c00008">
  <entity>
    <identifier scheme="http://www.sec.gov/CIK">0000804328</identifier>
    <segment>
      <xbrldi:explicitMember dimension="us-gaap:StatementEquityComponentsAxis">us-gaap:Reta:
    </segment>
  </entity>
  <period>
    <instant>2006-09-24</instant>
  </period>
</context>
<context id="c00009">
  <entity>
    <identifier scheme="http://www.sec.gov/CIK">0000804328</identifier>
    <segment>
      <xbrldi:explicitMember dimension="us-gaap:StatementEquityComponentsAxis">us-gaap:Accu
    </segment>
  </entity>
  <period>
    <instant>2006-09-24</instant>
  </period>
</context>
<context id="c00010">
  <entity>
    <identifier scheme="http://www.sec.gov/CIK">0000804328</identifier>
  </entity>
  <period>
    <instant>2008-09-28</instant>
  </period>
</context>
<context id="c00011">
  <entity>
    <identifier scheme="http://www.sec.gov/CIK">0000804328</identifier>
    <segment>
      <xbrldi:explicitMember dimension="us-gaap:StatementEquityComponentsAxis">us-gaap:Comm
    </segment>
  </entity>
  <period>
    <instant>2008-09-28</instant>
  </period>
</context>
<context id="c00012">
  <entity>
    <identifier scheme="http://www.sec.gov/CIK">0000804328</identifier>
    <segment>
      <xbrldi:explicitMember dimension="us-gaap:StatementEquityComponentsAxis">us-gaap:Addi
    </segment>
  </entity>
  <period>
    <instant>2008-09-28</instant>
  </period>
</context>

```

```

</period>
</context>
<context id="c00013">
  <entity>
    <identifier scheme="http://www.sec.gov/CIK">0000804328</identifier>
    <segment>
      <xbrldi:explicitMember dimension="us-gaap:StatementEquityComponentsAxis">us-gaap:Reta:
    </segment>
  </entity>
  <period>
    <instant>2008-09-28</instant>
  </period>
</context>
<context id="c00014">
  <entity>
    <identifier scheme="http://www.sec.gov/CIK">0000804328</identifier>
    <segment>
      <xbrldi:explicitMember dimension="us-gaap:StatementEquityComponentsAxis">us-gaap:Accu
    </segment>
  </entity>
  <period>
    <instant>2008-09-28</instant>
  </period>
</context>
<context id="c00015">
  <entity>
    <identifier scheme="http://www.sec.gov/CIK">0000804328</identifier>
  </entity>
  <period>
    <startDate>2008-09-29</startDate>
    <endDate>2009-09-27</endDate>
  </period>
</context>
<context id="c00016">
  <entity>
    <identifier scheme="http://www.sec.gov/CIK">0000804328</identifier>
    <segment>
      <xbrldi:explicitMember dimension="us-gaap:StatementEquityComponentsAxis">us-gaap:Comm
    </segment>
  </entity>
  <period>
    <startDate>2008-09-29</startDate>
    <endDate>2009-09-27</endDate>
  </period>
</context>
<context id="c00017">
  <entity>
    <identifier scheme="http://www.sec.gov/CIK">0000804328</identifier>
    <segment>
      <xbrldi:explicitMember dimension="us-gaap:StatementEquityComponentsAxis">us-gaap:Addi
    </segment>
  </entity>
  <period>
    <startDate>2008-09-29</startDate>
    <endDate>2009-09-27</endDate>
  </period>
</context>
<context id="c00018">
  <entity>
    <identifier scheme="http://www.sec.gov/CIK">0000804328</identifier>
    <segment>
      <xbrldi:explicitMember dimension="us-gaap:StatementEquityComponentsAxis">us-gaap:Reta:
    </segment>
  </entity>
  <period>
    <startDate>2008-09-29</startDate>
    <endDate>2009-09-27</endDate>
  </period>
</context>

```

```

    </period>
</context>
<context id="c00019">
  <entity>
    <identifier scheme="http://www.sec.gov/CIK">0000804328</identifier>
    <segment>
      <xbrldi:explicitMember dimension="us-gaap:StatementEquityComponentsAxis">us-gaap:Accu
    </segment>
  </entity>
</period>
  <startDate>2008-09-29</startDate>
  <endDate>2009-09-27</endDate>
</period>
</context>
<context id="c00020">
  <entity>
    <identifier scheme="http://www.sec.gov/CIK">0000804328</identifier>
  </entity>
</period>
  <startDate>2006-09-25</startDate>
  <endDate>2007-09-30</endDate>
</period>
</context>
<context id="c00021">
  <entity>
    <identifier scheme="http://www.sec.gov/CIK">0000804328</identifier>
    <segment>
      <xbrldi:explicitMember dimension="us-gaap:StatementEquityComponentsAxis">us-gaap:Comm
    </segment>
  </entity>
</period>
  <startDate>2006-09-25</startDate>
  <endDate>2007-09-30</endDate>
</period>
</context>
<context id="c00022">
  <entity>
    <identifier scheme="http://www.sec.gov/CIK">0000804328</identifier>
    <segment>
      <xbrldi:explicitMember dimension="us-gaap:StatementEquityComponentsAxis">us-gaap:Addi
    </segment>
  </entity>
</period>
  <startDate>2006-09-25</startDate>
  <endDate>2007-09-30</endDate>
</period>
</context>
<context id="c00023">
  <entity>
    <identifier scheme="http://www.sec.gov/CIK">0000804328</identifier>
    <segment>
      <xbrldi:explicitMember dimension="us-gaap:StatementEquityComponentsAxis">us-gaap:Reta:
    </segment>
  </entity>
</period>
  <startDate>2006-09-25</startDate>
  <endDate>2007-09-30</endDate>
</period>
</context>
<context id="c00024">
  <entity>
    <identifier scheme="http://www.sec.gov/CIK">0000804328</identifier>
    <segment>
      <xbrldi:explicitMember dimension="us-gaap:StatementEquityComponentsAxis">us-gaap:Accu
    </segment>
  </entity>
</period>

```



```

    <startDate>2006-09-25</startDate>
    <endDate>2007-09-30</endDate>
  </period>
</context>
<context id="c00025">
  <entity>
    <identifier scheme="http://www.sec.gov/CIK">0000804328</identifier>
  </entity>
  <period>
    <startDate>2007-10-01</startDate>
    <endDate>2008-09-28</endDate>
  </period>
</context>
<context id="c00026">
  <entity>
    <identifier scheme="http://www.sec.gov/CIK">0000804328</identifier>
    <segment>
      <xbrldi:explicitMember dimension="us-gaap:StatementEquityComponentsAxis">us-gaap:Comm
    </segment>
  </entity>
  <period>
    <startDate>2007-10-01</startDate>
    <endDate>2008-09-28</endDate>
  </period>
</context>
<context id="c00027">
  <entity>
    <identifier scheme="http://www.sec.gov/CIK">0000804328</identifier>
    <segment>
      <xbrldi:explicitMember dimension="us-gaap:StatementEquityComponentsAxis">us-gaap:Addi
    </segment>
  </entity>
  <period>
    <startDate>2007-10-01</startDate>
    <endDate>2008-09-28</endDate>
  </period>
</context>
<context id="c00028">
  <entity>
    <identifier scheme="http://www.sec.gov/CIK">0000804328</identifier>
    <segment>
      <xbrldi:explicitMember dimension="us-gaap:StatementEquityComponentsAxis">us-gaap:Reta
    </segment>
  </entity>
  <period>
    <startDate>2007-10-01</startDate>
    <endDate>2008-09-28</endDate>
  </period>
</context>
<context id="c00029">
  <entity>
    <identifier scheme="http://www.sec.gov/CIK">0000804328</identifier>
    <segment>
      <xbrldi:explicitMember dimension="us-gaap:StatementEquityComponentsAxis">us-gaap:Accu
    </segment>
  </entity>
  <period>
    <startDate>2007-10-01</startDate>
    <endDate>2008-09-28</endDate>
  </period>
</context>
<context id="c00030">
  <entity>
    <identifier scheme="http://www.sec.gov/CIK">0000804328</identifier>
  </entity>
  <period>
    <instant>2009-09-27</instant>
  </period>

```

```

</period>
</context>
<context id="c00031">
  <entity>
    <identifier scheme="http://www.sec.gov/CIK">0000804328</identifier>
    <segment>
      <xbrldi:explicitMember dimension="us-gaap:StatementEquityComponentsAxis">us-gaap:Comm
    </segment>
  </entity>
  <period>
    <instant>2009-09-27</instant>
  </period>
</context>
<context id="c00032">
  <entity>
    <identifier scheme="http://www.sec.gov/CIK">0000804328</identifier>
    <segment>
      <xbrldi:explicitMember dimension="us-gaap:StatementEquityComponentsAxis">us-gaap:Addi
    </segment>
  </entity>
  <period>
    <instant>2009-09-27</instant>
  </period>
</context>
<context id="c00033">
  <entity>
    <identifier scheme="http://www.sec.gov/CIK">0000804328</identifier>
    <segment>
      <xbrldi:explicitMember dimension="us-gaap:StatementEquityComponentsAxis">us-gaap:Reta
    </segment>
  </entity>
  <period>
    <instant>2009-09-27</instant>
  </period>
</context>
<context id="c00034">
  <entity>
    <identifier scheme="http://www.sec.gov/CIK">0000804328</identifier>
    <segment>
      <xbrldi:explicitMember dimension="us-gaap:StatementEquityComponentsAxis">us-gaap:Accu
    </segment>
  </entity>
  <period>
    <instant>2009-09-27</instant>
  </period>
</context>
<context id="c00035">
  <entity>
    <identifier scheme="http://www.sec.gov/CIK">0000804328</identifier>
  </entity>
  <period>
    <instant>2009-11-02</instant>
  </period>
</context>
<unit id="u000">
  <measure>iso4217:USD</measure>
</unit>
<unit id="u001">
  <divide>
    <unitNumerator>
      <measure>iso4217:USD</measure>
    </unitNumerator>
    <unitDenominator>
      <measure>xbrli:shares</measure>
    </unitDenominator>
  </divide>
</unit>

```

```

<unit id="u002">
  <measure>xbrli:shares</measure>
</unit>
<!--Note 4 - Composition of Certain Financial Statement Captions - Inventories-->
<us-gaap:InventoryDisclosureTextBlock contextRef="c00015">&lt;div&gt;      &lt;div style="1
style="DISPLAY: inline; FONT-SIZE: 10pt; FONT-FAMILY: times new roman"&gt;Work-in-process&lt;
<!--Other - Common Stock Shares- Common Stock + Other - Common Stock Shares- Common Stock-->
<us-gaap:StockholdersEquityOther unitRef="u000" decimals="-6" contextRef="c00021">0</us-gaa
<!--Other - Common Stock Shares- Common Stock + Other - Common Stock Shares- Common Stock-->
<us-gaap:StockholdersEquityOther unitRef="u000" decimals="-6" contextRef="c00026">0</us-gaa
<!--Other - Paid-In Capital- Paid-In Capital + Other - Paid-In Capital- Paid-In Capital-->
<us-gaap:StockholdersEquityOther unitRef="u000" decimals="-6" contextRef="c00022">-5000000<
<!--Other - Paid-In Capital- Paid-In Capital + Other - Paid-In Capital- Paid-In Capital-->
<us-gaap:StockholdersEquityOther unitRef="u000" decimals="-6" contextRef="c00027">4000000</u
<!--Other - Retained Earnings- Retained Earnings + Other - Retained Earnings- Retained Earn:
<us-gaap:StockholdersEquityOther unitRef="u000" decimals="-6" contextRef="c00023">0</us-gaa
<!--Other - Retained Earnings- Retained Earnings + Other - Retained Earnings- Retained Earn:
<us-gaap:StockholdersEquityOther unitRef="u000" decimals="-6" contextRef="c00028">-2000000<
<!--Other - Accumulated Other Comprehensive Income (Loss)- Accumulated Other Comprehensive :
<us-gaap:StockholdersEquityOther unitRef="u000" decimals="-6" contextRef="c00024">0</us-gaa
<!--Other - Accumulated Other Comprehensive Income (Loss)- Accumulated Other Comprehensive :
<us-gaap:StockholdersEquityOther unitRef="u000" decimals="-6" contextRef="c00029">0</us-gaa
<!--Other - Total Stockholders' Equity + Other - Total Stockholders' Equity-->
<us-gaap:StockholdersEquityOther unitRef="u000" decimals="-6" contextRef="c00020">-5000000<
<!--Other - Total Stockholders' Equity + Other - Total Stockholders' Equity-->
<us-gaap:StockholdersEquityOther unitRef="u000" decimals="-6" contextRef="c00025">2000000</u
<!--Net increase (decrease) in cash and cash equivalents-->
<us-gaap:CashAndCashEquivalentsPeriodIncreaseDecrease unitRef="u000" decimals="-6" contextRe
<!--Net increase (decrease) in cash and cash equivalents-->
<us-gaap:CashAndCashEquivalentsPeriodIncreaseDecrease unitRef="u000" decimals="-6" contextRe
<!--Net increase (decrease) in cash and cash equivalents-->
<us-gaap:CashAndCashEquivalentsPeriodIncreaseDecrease unitRef="u000" decimals="-6" contextRe
<!--Non-cash portion of share-based compensation expense-->
<us-gaap:ShareBasedCompensation unitRef="u000" decimals="-6" contextRef="c00015">584000000<
<!--Non-cash portion of share-based compensation expense-->
<us-gaap:ShareBasedCompensation unitRef="u000" decimals="-6" contextRef="c00025">541000000<
<!--Non-cash portion of share-based compensation expense-->
<us-gaap:ShareBasedCompensation unitRef="u000" decimals="-6" contextRef="c00020">488000000<
<!--Diluted-->
<us-gaap:WeightedAverageNumberOfDilutedSharesOutstanding unitRef="u002" decimals="-6" conte:
<!--Diluted-->
<us-gaap:WeightedAverageNumberOfDilutedSharesOutstanding unitRef="u002" decimals="-6" conte:
<!--Diluted-->
<us-gaap:WeightedAverageNumberOfDilutedSharesOutstanding unitRef="u002" decimals="-6" conte:
<!--Preferred stock, shares outstanding-->
<us-gaap:PreferredStockSharesOutstanding unitRef="u002" decimals="-6" contextRef="c00030">0<
<!--Preferred stock, shares outstanding-->
<us-gaap:PreferredStockSharesOutstanding unitRef="u002" decimals="-6" contextRef="c00010">0<
<!--Entity Voluntary Filers-->
<dei:EntityVoluntaryFilers contextRef="c00015">No</dei:EntityVoluntaryFilers>
<!--Marketable securities-->
<us-gaap:MarketableSecuritiesNoncurrent unitRef="u000" decimals="-6" contextRef="c00030">66<
<!--Marketable securities-->
<us-gaap:MarketableSecuritiesNoncurrent unitRef="u000" decimals="-6" contextRef="c00010">48<
<!--Note 12 - Summarized Quarterly Data (Unaudited)-->
<us-gaap:QuarterlyFinancialInformationTextBlock contextRef="c00015">&lt;div&gt;      &lt;div d:
FONT-SIZE: 10pt; FONT-FAMILY: Times New Roman"&gt;Note 12. Summarized Quarterly Data (Unaudit
0pt"&gt;&lt;br /&gt;&lt;div&gt;      &lt;div style="DISPLAY: block; MARGIN-LEFT: 0pt; TEXT-:
FONT-SIZE: 10pt; FONT-FAMILY: Times New Roman"&gt;The following financial information reflect
management, necessary for a fair statement of the results of the interim periods.&lt;/font&gt
/&gt;&lt;/div&gt;      &lt;div style="DISPLAY: block; MARGIN-LEFT: 0pt; TEXT-INDENT: 18pt; M
10pt; FONT-FAMILY: Times New Roman"&gt;The table below presents quarterly data for the years
except per share data):&lt;/font&gt;&lt;/div&gt;      &lt;div style="DISPLAY: block; TEXT-INDI
cellspacing="0" width="100%" style="FONT-SIZE: 10pt; FONT-FAMILY: times new roman; FONT-SIZE:
valign="bottom" style="PADDING-BOTTOM: 2px"&gt;&lt;font style="DISPLAY: inline; FONT-SIZE: 10
valign="bottom" style="PADDING-BOTTOM: 2px"&gt;&lt;font style="DISPLAY: inline; FONT-WEIGHT: 1
roman"&gt;&amp;#160;&lt;/font&gt;&lt;/td&gt;      &lt;td colspan="2" valign="bottom" st

```


FONT-FAMILY: times new roman">2,762</td><td nowrap="now
inline; FONT-SIZE: 10pt; FONT-FAMILY: times new roman"> </td>
10pt; FONT-FAMILY: times new roman"> </td><td
FONT-SIZE: 10pt; FONT-FAMILY: times new roman">\$</td><td
inline; FONT-SIZE: 10pt; FONT-FAMILY: times new roman">3,334</td><td>
left">&
align="left" valign="bottom" width="52%"><div style="DISPLAY: block; MARG
align="left"><font style="DISPLAY: inline; FONT-SIZE: 10pt; FONT-FAMILY: times new roma
VERTICAL-ALIGN: text-top">(1)</div><td>
FONT-FAMILY: times new roman"> </td><td valign="t
10pt; FONT-FAMILY: times new roman"> </td><td
FONT-SIZE: 10pt; FONT-FAMILY: times new roman">757</td><td
style="DISPLAY: inline; FONT-SIZE: 10pt; FONT-FAMILY: times new roman"> </font
inline; FONT-SIZE: 10pt; FONT-FAMILY: times new roman"> </td><td
style="DISPLAY: inline; FONT-SIZE: 10pt; FONT-FAMILY: times new roman"> </font
right">{
width="1%" style="TEXT-ALIGN: left"><font style="DISPLAY: inline; FONT-SIZE: 10pt; FONT-
valign="bottom" width="1%"><font style="DISPLAY: inline; FONT-SIZE: 10pt; FONT-FAMILY: t
width="1%" style="TEXT-ALIGN: left"><font style="DISPLAY: inline; FONT-SIZE: 10pt; FONT-
valign="bottom" width="9%" style="TEXT-ALIGN: right"><font style="DISPLAY: inline; FONT-
<td nowrap="nowrap" valign="bottom" width="1%" style="TEXT-ALIGN: left"><font style="t
roman"> </td><td valign="bottom" width="1%">
roman"> </td><td valign="bottom" width="1%" st
times new roman"> </td><td valign="bottom" wid
FONT-FAMILY: times new roman">1,335</td><td nowrap="now
inline; FONT-SIZE: 10pt; FONT-FAMILY: times new roman"> </td><td
width="52%"><div style="DISPLAY: block; MARGIN-LEFT: 9pt; TEXT-INDENT: -1
FONT-SIZE: 10pt; FONT-FAMILY: times new roman">Net income<font style="DISPLAY: inline;
text-top"> (1)</div><td><td valign="t
FONT-FAMILY: times new roman"> </td><td valign="t
10pt; FONT-FAMILY: times new roman"> </td><td
FONT-SIZE: 10pt; FONT-FAMILY: times new roman">767</td><td
style="DISPLAY: inline; FONT-SIZE: 10pt; FONT-FAMILY: times new roman"> </font
inline; FONT-SIZE: 10pt; FONT-FAMILY: times new roman"> </td><td
style="DISPLAY: inline; FONT-SIZE: 10pt; FONT-FAMILY: times new roman"> </font
right">&
width="1%" style="TEXT-ALIGN: left"><font style="DISPLAY: inline; FONT-SIZE: 10pt; FONT-
valign="bottom" width="1%"><font style="DISPLAY: inline; FONT-SIZE: 10pt; FONT-FAMILY: t
width="1%" style="TEXT-ALIGN: left"><font style="DISPLAY: inline; FONT-SIZE: 10pt; FONT-
valign="bottom" width="9%" style="TEXT-ALIGN: right"><font style="DISPLAY: inline; FONT-
<td nowrap="nowrap" valign="bottom" width="1%" style="TEXT-ALIGN: left"><font style="t
roman"> </td><td valign="bottom" width="1%">
roman"> </td><td valign="bottom" width="1%" st
times new roman"> </td><td valign="bottom" wid
FONT-FAMILY: times new roman">878</td><td nowrap="nowrap
inline; FONT-SIZE: 10pt; FONT-FAMILY: times new roman"> </td><td
width="52%"><font style="DISPLAY: inline; FONT-SIZE: 10pt; FONT-FAMILY: times new roman"
width="1%"><font style="DISPLAY: inline; FONT-SIZE: 10pt; FONT-FAMILY: times new roman"
style="TEXT-ALIGN: left"><font style="DISPLAY: inline; FONT-SIZE: 10pt; FONT-FAMILY: tim
width="9%" style="TEXT-ALIGN: right"><font style="DISPLAY: inline; FONT-SIZE: 10pt; FON
nowrap="nowrap" valign="bottom" width="1%" style="TEXT-ALIGN: left"><font style="DISPLA
roman"> </td><td valign="bottom" width="1%">
roman"> </td><td valign="bottom" width="1%" st
times new roman"> </td><td valign="bottom" wid
FONT-FAMILY: times new roman"> </td><td nowrap
inline; FONT-SIZE: 10pt; FONT-FAMILY: times new roman"> </td><td
10pt; FONT-FAMILY: times new roman"> </td><td
FONT-SIZE: 10pt; FONT-FAMILY: times new roman"> </td><td
inline; FONT-SIZE: 10pt; FONT-FAMILY: times new roman"> </td><td
left">&
style="DISPLAY: inline; FONT-SIZE: 10pt; FONT-FAMILY: times new roman"> </font
left">&
style="TEXT-ALIGN: right"><font style="DISPLAY: inline; FONT-SIZE: 10pt; FONT-FAMILY: t
valign="bottom" width="1%" style="TEXT-ALIGN: left"><font style="DISPLAY: inline; FONT-
</tr><tr bgcolor="#cceeef"><td align="left" valign="bottom" width=
TEXT-INDENT: -9pt; MARGIN-RIGHT: 0pt" align="left"><font style="DISPLAY: inline; FONT-S
share (2)</f

width="1%"> </td><td valign="bottom" width="1%" style="TEXT-ALIGN: left"> </td><td valign="bottom" width="1%" style="TEXT-ALIGN: left"> </td><td valign="bottom" width="9%" style="TEXT-ALIGN: right"> </td><td colspan="4" rowspan="2" style="text-align: center; vertical-align: middle; padding: 5px;">

--	--	--	--

| | | | |

(2)

--	--	--	--

(1)

Revenues, operating income and net income are rounded to millions. Amounts may not equal the annual amounts reported.

--	--	--	--

(2)

the full year based upon respective average shares outstanding. Therefore, the sum of the quarterly amounts reported.

--	--	--	--

<!--Exercise of stock options - Common Stock Shares- Common Stock + Exercise of stock options-->
<us-gaap:StockIssuedDuringPeriodSharesStockOptionsExercised unitRef="u002" decimals="-6" context="table">

<!--Exercise of stock options - Common Stock Shares- Common Stock + Exercise of stock options-->
<us-gaap:StockIssuedDuringPeriodSharesStockOptionsExercised unitRef="u002" decimals="-6" context="table">

<!--Exercise of stock options - Common Stock Shares- Common Stock + Exercise of stock options-->
<us-gaap:StockIssuedDuringPeriodSharesStockOptionsExercised unitRef="u002" decimals="-6" context="table">

<!--Other comprehensive income, net of income taxes of \$6 - Common Stock Shares- Common Stock-->
<us-gaap:OtherComprehensiveIncomeLossNetOfTaxPeriodIncreaseDecrease unitRef="u000" decimals="0" context="table">

<!--Other comprehensive income, net of income taxes of \$6 - Paid-In Capital- Paid-In Capital-->
<us-gaap:OtherComprehensiveIncomeLossNetOfTaxPeriodIncreaseDecrease unitRef="u000" decimals="0" context="table">

<!--Other comprehensive income, net of income taxes of \$6 - Retained Earnings- Retained Earnings-->
<us-gaap:OtherComprehensiveIncomeLossNetOfTaxPeriodIncreaseDecrease unitRef="u000" decimals="0" context="table">

<!--Other comprehensive income, net of income taxes of \$6 - Accumulated Other Comprehensive Income-->
<us-gaap:OtherComprehensiveIncomeLossNetOfTaxPeriodIncreaseDecrease unitRef="u000" decimals="0" context="table">

<!--Other comprehensive income, net of income taxes of \$6 - Total Stockholders' Equity-->
<us-gaap:OtherComprehensiveIncomeLossNetOfTaxPeriodIncreaseDecrease unitRef="u000" decimals="0" context="table">


```
<!--Diluted earnings per common share-->
<us-gaap:EarningsPerShareDiluted unitRef="u001" decimals="2" contextRef="c00015">0.95</us-ga
<!--Diluted earnings per common share-->
<us-gaap:EarningsPerShareDiluted unitRef="u001" decimals="2" contextRef="c00025">1.9</us-ga
<!--Diluted earnings per common share-->
<us-gaap:EarningsPerShareDiluted unitRef="u001" decimals="2" contextRef="c00020">1.95</us-ga
<!--Cost of equipment and services revenues-->
<us-gaap:CostOfRevenue unitRef="u000" decimals="-6" contextRef="c00015">318100000</us-gaap
<!--Cost of equipment and services revenues-->
<us-gaap:CostOfRevenue unitRef="u000" decimals="-6" contextRef="c00025">341400000</us-gaap
<!--Cost of equipment and services revenues-->
<us-gaap:CostOfRevenue unitRef="u000" decimals="-6" contextRef="c00020">268100000</us-gaap
<!--Amendment Flag-->
<dei:AmendmentFlag contextRef="c00015">>false</dei:AmendmentFlag>
<!--Unearned revenues-->
<us-gaap:DeferredRevenueNoncurrent unitRef="u000" decimals="-6" contextRef="c00030">3464000<
<!--Unearned revenues-->
<us-gaap:DeferredRevenueNoncurrent unitRef="u000" decimals="-6" contextRef="c00010">3768000<
<!--Property, plant and equipment, net-->
<us-gaap:PropertyPlantAndEquipmentNet unitRef="u000" decimals="-6" contextRef="c00030">2387<
<!--Property, plant and equipment, net-->
<us-gaap:PropertyPlantAndEquipmentNet unitRef="u000" decimals="-6" contextRef="c00010">2162<
<!--Reclassification adjustment for net realized gains on securities and derivative instrum
<qcom:ReclassificationAdjustmentForNetRealizedGainsOnSecuritiesAndDerivativeInstrumentsIncl
<!--Reclassification adjustment for net realized gains on securities and derivative instrum
<qcom:ReclassificationAdjustmentForNetRealizedGainsOnSecuritiesAndDerivativeInstrumentsIncl
<!--Reclassification adjustment for net realized gains on securities and derivative instrum
<qcom:ReclassificationAdjustmentForNetRealizedGainsOnSecuritiesAndDerivativeInstrumentsIncl
<!--Unrealized net gains (losses) on securities and derivative instruments, income tax (exp
<qcom:UnrealizedNetGainsOnSecuritiesAndDerivativeInstrumentsIncomeTaxes unitRef="u000" decir
<!--Unrealized net gains (losses) on securities and derivative instruments, income tax (exp
<qcom:UnrealizedNetGainsOnSecuritiesAndDerivativeInstrumentsIncomeTaxes unitRef="u000" decir
<!--Unrealized net gains (losses) on securities and derivative instruments, income tax (exp
<qcom:UnrealizedNetGainsOnSecuritiesAndDerivativeInstrumentsIncomeTaxes unitRef="u000" decir
<!--Repurchase and retirement of common stock-->
<us-gaap:PaymentsForRepurchaseOfCommonStock unitRef="u000" decimals="-6" contextRef="c00015"
<!--Repurchase and retirement of common stock-->
<us-gaap:PaymentsForRepurchaseOfCommonStock unitRef="u000" decimals="-6" contextRef="c00025"
<!--Repurchase and retirement of common stock-->
<us-gaap:PaymentsForRepurchaseOfCommonStock unitRef="u000" decimals="-6" contextRef="c00020"
<!--Other investments and acquisitions, net of cash acquired-->
<qcom:OtherInvestmentsAndAcquisitionsNetOfCashAcquired unitRef="u000" decimals="-6" contextl
<!--Other investments and acquisitions, net of cash acquired-->
<qcom:OtherInvestmentsAndAcquisitionsNetOfCashAcquired unitRef="u000" decimals="-6" contextl
<!--Other investments and acquisitions, net of cash acquired-->
<qcom:OtherInvestmentsAndAcquisitionsNetOfCashAcquired unitRef="u000" decimals="-6" contextl
<!--Other assets-->
<us-gaap:IncreaseDecreaseInOtherOperatingAssets unitRef="u000" decimals="-6" contextRef="c0
<!--Other assets-->
<us-gaap:IncreaseDecreaseInOtherOperatingAssets unitRef="u000" decimals="-6" contextRef="c0
<!--Other assets-->
<us-gaap:IncreaseDecreaseInOtherOperatingAssets unitRef="u000" decimals="-6" contextRef="c0
<!--Inventories-->
<us-gaap:IncreaseDecreaseInInventories unitRef="u000" decimals="-6" contextRef="c00015">690<
<!--Inventories-->
<us-gaap:IncreaseDecreaseInInventories unitRef="u000" decimals="-6" contextRef="c00025">-47<
<!--Inventories-->
<us-gaap:IncreaseDecreaseInInventories unitRef="u000" decimals="-6" contextRef="c00020">-23<
<!--Net impairment losses on marketable securities and other investments-->
<qcom:NetImpairmentLossesOnMarketableSecuritiesAndOtherInvestments unitRef="u000" decimals='
<!--Net impairment losses on marketable securities and other investments-->
<qcom:NetImpairmentLossesOnMarketableSecuritiesAndOtherInvestments unitRef="u000" decimals='
<!--Net impairment losses on marketable securities and other investments-->
<qcom:NetImpairmentLossesOnMarketableSecuritiesAndOtherInvestments unitRef="u000" decimals='
<!--Net realized gains on marketable securities and other investments-->
<us-gaap:GainLossOnSaleOfInvestments unitRef="u000" decimals="-6" contextRef="c00015">-1370<
<!--Net realized gains on marketable securities and other investments-->
```

<us-gaap:GainLossOnSaleOfInvestments unitRef="u000" decimals="-6" contextRef="c00025">-15500
<!--Net realized gains on marketable securities and other investments-->
<us-gaap:GainLossOnSaleOfInvestments unitRef="u000" decimals="-6" contextRef="c00020">-22200
<!--Investment (loss) income, net (Note 5)-->
<qcom:InvestmentIncomeNetIncluding unitRef="u000" decimals="-6" contextRef="c00015">-1500000
<!--Investment (loss) income, net (Note 5)-->
<qcom:InvestmentIncomeNetIncluding unitRef="u000" decimals="-6" contextRef="c00025">96000000
<!--Investment (loss) income, net (Note 5)-->
<qcom:InvestmentIncomeNetIncluding unitRef="u000" decimals="-6" contextRef="c00020">74300000
<!--Entity Well-known Seasoned Issuer-->
<dei:EntityWellKnownSeasonedIssuer contextRef="c00015">Yes</dei:EntityWellKnownSeasonedIssuer
<!--Note 3 - Marketable Securities-->
<us-gaap:MarketableSecuritiesTextBlock contextRef="c00015"><div> <div style='
align="left"><font style="DISPLAY: inline; FONT-SIZE: 10pt; FONT-FAMILY: times new roman
valign="bottom" width="1%"><font style="DISPLAY: inline; FONT-SIZE: 10pt; FONT-FAMILY: t
valign="bottom" width="1%"><font style="DISPLAY: inline; FONT-SIZE: 10pt; FONT-FAMILY: t
width="1%"><font style="DISPLAY: inline; FONT-SIZE: 10pt; FONT-FAMILY: times new roman".
BOTTOM: 2px; TEXT-ALIGN: left"><font style="DISPLAY: inline; FONT-SIZE: 10pt; FONT-FAMI
</div> <div style="DISPLAY: block; TEXT-INDENT: 0pt">
</div>
inline; FONT-WEIGHT: bold; FONT-SIZE: 10pt; FONT-FAMILY: times new roman"> </fo
funds.</div> <div style="DISPLAY: block; TEXT-INDENT: 0pt"><.
roman"> </td> <td valign="bottom" width="1%" st
block; MARGIN-LEFT: 0pt; TEXT-INDENT: 0pt; MARGIN-RIGHT: 0pt" align="center"><font style
left">\$.
FONT-FAMILY: times new roman">.\$</td> <td valign="bottom"
width="1%"><font style="DISPLAY: inline; FONT-SIZE: 10pt; FONT-FAMILY: times new roman".
style="DISPLAY: inline; FONT-SIZE: 10pt; FONT-FAMILY: times new roman"> </font
0pt">
</div> <div style="DISPLAY: block; MARGIN-LEFT: 0pt; TEXT-
roman"> </td> <td valign="bottom" style="PADDING
times new roman"> </td> <td valign="bottom" width
style="DISPLAY: inline; FONT-SIZE: 10pt; FONT-FAMILY: times new roman"> </font
<td align="right" valign="bottom" width="1%"><font style="DISPLAY: inline; FONT-SIZE
BOTTOM: 4px; TEXT-ALIGN: left"><font style="DISPLAY: inline; FONT-SIZE: 10pt; FONT-FAMI
align="center"><font style="DISPLAY: inline; FONT-WEIGHT: bold; FONT-SIZE: 10pt; FONT-FI
ALIGN: right"><font style="DISPLAY: inline; FONT-SIZE: 10pt; FONT-FAMILY: times new roma
roman"> </td> <td valign="bottom" width="9%" st
left">&
<td valign="bottom" width="1%" style="TEXT-ALIGN: left"><font style="DISPLAY: inline
roman"> </td> <td valign="bottom" width="1%" st
style="DISPLAY: block; MARGIN-LEFT: 9pt; TEXT-INDENT: -9pt; MARGIN-RIGHT: 0pt" align="left">
style="DISPLAY: inline">(14</td> <td nowrap
<!--Total comprehensive income - Common Stock Shares- Common Stock + Total comprehensive inc
<us-gaap:ComprehensiveIncomeNetOfTax unitRef="u000" decimals="-6" contextRef="c00021">0</us
<!--Total comprehensive income - Common Stock Shares- Common Stock + Total comprehensive inc
<us-gaap:ComprehensiveIncomeNetOfTax unitRef="u000" decimals="-6" contextRef="c00026">0</us
<!--Total comprehensive income - Common Stock Shares- Common Stock + Total comprehensive inc
<us-gaap:ComprehensiveIncomeNetOfTax unitRef="u000" decimals="-6" contextRef="c00016">0</us
<!--Total comprehensive income - Paid-In Capital- Paid-In Capital + Total comprehensive inc
<us-gaap:ComprehensiveIncomeNetOfTax unitRef="u000" decimals="-6" contextRef="c00022">0</us
<!--Total comprehensive income - Paid-In Capital- Paid-In Capital + Total comprehensive inc
<us-gaap:ComprehensiveIncomeNetOfTax unitRef="u000" decimals="-6" contextRef="c00027">0</us
<!--Total comprehensive income - Paid-In Capital- Paid-In Capital + Total comprehensive inc
<us-gaap:ComprehensiveIncomeNetOfTax unitRef="u000" decimals="-6" contextRef="c00017">0</us
<!--Total comprehensive income - Retained Earnings- Retained Earnings + Total comprehensive
<us-gaap:ComprehensiveIncomeNetOfTax unitRef="u000" decimals="-6" contextRef="c00023">0</us
<!--Total comprehensive income - Retained Earnings- Retained Earnings + Total comprehensive
<us-gaap:ComprehensiveIncomeNetOfTax unitRef="u000" decimals="-6" contextRef="c00028">0</us
<!--Total comprehensive income - Retained Earnings- Retained Earnings + Total comprehensive
<us-gaap:ComprehensiveIncomeNetOfTax unitRef="u000" decimals="-6" contextRef="c00018">0</us
<!--Total comprehensive income - Accumulated Other Comprehensive Income (Loss)- Accumulated
<us-gaap:ComprehensiveIncomeNetOfTax unitRef="u000" decimals="-6" contextRef="c00024">0</us
<!--Total comprehensive income - Accumulated Other Comprehensive Income (Loss)- Accumulated
<us-gaap:ComprehensiveIncomeNetOfTax unitRef="u000" decimals="-6" contextRef="c00029">0</us
<!--Total comprehensive income - Accumulated Other Comprehensive Income (Loss)- Accumulated
<us-gaap:ComprehensiveIncomeNetOfTax unitRef="u000" decimals="-6" contextRef="c00019">0</us
<!--Total comprehensive income - Total Stockholders' Equity + Total comprehensive income -
<us-gaap:ComprehensiveIncomeNetOfTax unitRef="u000" decimals="-6" contextRef="c00020">347600

<!--Total comprehensive income - Total Stockholders' Equity + Total comprehensive income ->
<us-gaap:ComprehensiveIncomeNetOfTax unitRef="u000" decimals="-6" contextRef="c00025">263900
<!--Total comprehensive income - Total Stockholders' Equity + Total comprehensive income ->
<us-gaap:ComprehensiveIncomeNetOfTax unitRef="u000" decimals="-6" contextRef="c00015">248300
<!--Unrealized net gains on securities and derivative instruments, net of income taxes of \$>
<qcom:UnrealizedNetGainsOnSecuritiesAndDerivativeInstrumentsNetOfIncomeTaxes unitRef="u000"
<!--Unrealized net gains on securities and derivative instruments, net of income taxes of \$>
<qcom:UnrealizedNetGainsOnSecuritiesAndDerivativeInstrumentsNetOfIncomeTaxes unitRef="u000"
<!--Unrealized net gains on securities and derivative instruments, net of income taxes of \$>
<qcom:UnrealizedNetGainsOnSecuritiesAndDerivativeInstrumentsNetOfIncomeTaxes unitRef="u000"
<!--Unrealized net gains on securities and derivative instruments, net of income taxes of \$>
<qcom:UnrealizedNetGainsOnSecuritiesAndDerivativeInstrumentsNetOfIncomeTaxes unitRef="u000"
<!--Unrealized net gains on securities and derivative instruments, net of income taxes of \$>
<qcom:UnrealizedNetGainsOnSecuritiesAndDerivativeInstrumentsNetOfIncomeTaxes unitRef="u000"
<!--Unrealized net gains on securities and derivative instruments, net of income taxes of \$>
<qcom:UnrealizedNetGainsOnSecuritiesAndDerivativeInstrumentsNetOfIncomeTaxes unitRef="u000"
<!--Unrealized net gains on securities and derivative instruments, net of income taxes of \$>
<qcom:UnrealizedNetGainsOnSecuritiesAndDerivativeInstrumentsNetOfIncomeTaxes unitRef="u000"
<!--Unrealized net gains on securities and derivative instruments, net of income taxes of \$>
<qcom:UnrealizedNetGainsOnSecuritiesAndDerivativeInstrumentsNetOfIncomeTaxes unitRef="u000"
<!--Cash and cash equivalents at beginning of year + Cash and cash equivalents at end of year
<us-gaap:CashAndCashEquivalentsAtCarryingValue unitRef="u000" decimals="-6" contextRef="c00010"
<!--Cash and cash equivalents at beginning of year + Cash and cash equivalents at end of year
<us-gaap:CashAndCashEquivalentsAtCarryingValue unitRef="u000" decimals="-6" contextRef="c00010"
<!--Cash and cash equivalents at beginning of year + Cash and cash equivalents at end of year
<us-gaap:CashAndCashEquivalentsAtCarryingValue unitRef="u000" decimals="-6" contextRef="c00010"
<!--Cash and cash equivalents at beginning of year + Cash and cash equivalents at end of year
<us-gaap:CashAndCashEquivalentsAtCarryingValue unitRef="u000" decimals="-6" contextRef="c00010"
<!--Change in obligation under securities lending-->
<qcom:ChangeInObligationUnderSecuritiesLending unitRef="u000" decimals="-6" contextRef="c00010"
<!--Change in obligation under securities lending-->
<qcom:ChangeInObligationUnderSecuritiesLending unitRef="u000" decimals="-6" contextRef="c00010"
<!--Change in obligation under securities lending-->
<qcom:ChangeInObligationUnderSecuritiesLending unitRef="u000" decimals="-6" contextRef="c00010"
<!--Basic-->
<us-gaap:WeightedAverageNumberOfSharesOutstandingBasic unitRef="u002" decimals="-6" contextRef="c00010"
<!--Basic-->
<us-gaap:WeightedAverageNumberOfSharesOutstandingBasic unitRef="u002" decimals="-6" contextRef="c00010"
<!--Basic-->
<us-gaap:WeightedAverageNumberOfSharesOutstandingBasic unitRef="u002" decimals="-6" contextRef="c00010"
<!--Common stock, shares issued-->
<us-gaap:CommonStockSharesIssued unitRef="u002" decimals="-6" contextRef="c00030">166900000
<!--Common stock, shares issued-->
<us-gaap:CommonStockSharesIssued unitRef="u002" decimals="-6" contextRef="c00010">165600000
<!--Preferred stock, par value-->
<us-gaap:PreferredStockParOrStatedValuePerShare unitRef="u001" decimals="4" contextRef="c00010"
<!--Preferred stock, par value-->
<us-gaap:PreferredStockParOrStatedValuePerShare unitRef="u001" decimals="4" contextRef="c00010"
<!--Entity Public Float-->
<dei:EntityPublicFloat unitRef="u000" decimals="0" contextRef="c00030">72423662440</dei:EntityPublicFloat>
<!--Document Type-->
<dei:DocumentType contextRef="c00015">10-K</dei:DocumentType>
<!--Note 5 - Investment (Loss) Income-->
<us-gaap:InvestmentIncomeTextBlock contextRef="c00015"><div> <div style="display: inline-block; width: 100%; text-align: left; font-family: times new roman; font-size: 10pt; font-weight: normal; font-style: normal; vertical-align: bottom; margin-bottom: 10px;">
<!--Note 1 - The Company and Its Significant Accounting Policies-->
<us-gaap:SignificantAccountingPoliciesTextBlock contextRef="c00015"><div> <div style="display: inline-block; width: 100%; text-align: left; font-family: times new roman; font-size: 10pt; font-weight: normal; font-style: normal; vertical-align: bottom; margin-bottom: 10px;">


```

<!--Reclassification adjustment for net realized gains on securities and derivative instrum
<qcom:ReclassificationAdjustmentForNetRealizedGainsOnSecuritiesAndDerivativeInstrumentsIncl
<!--Reclassification adjustment for net realized gains on securities and derivative instrum
<qcom:ReclassificationAdjustmentForNetRealizedGainsOnSecuritiesAndDerivativeInstrumentsIncl
<!--Reclassification adjustment for net realized gains on securities and derivative instrum
<qcom:ReclassificationAdjustmentForNetRealizedGainsOnSecuritiesAndDerivativeInstrumentsIncl
<!--Reclassification adjustment for net realized gains on securities and derivative instrum
<qcom:ReclassificationAdjustmentForNetRealizedGainsOnSecuritiesAndDerivativeInstrumentsIncl
<!--Net cash used by financing activities-->
<us-gaap:NetCashProvidedByUsedInFinancingActivities unitRef="u000" decimals="-6" contextRef=
<!--Net cash used by financing activities-->
<us-gaap:NetCashProvidedByUsedInFinancingActivities unitRef="u000" decimals="-6" contextRef=
<!--Net cash used by financing activities-->
<us-gaap:NetCashProvidedByUsedInFinancingActivities unitRef="u000" decimals="-6" contextRef=
<!--Incremental tax benefit from stock options exercised-->
<us-gaap:ExcessTaxBenefitFromShareBasedCompensationFinancingActivities unitRef="u000" decim
<!--Incremental tax benefit from stock options exercised-->
<us-gaap:ExcessTaxBenefitFromShareBasedCompensationFinancingActivities unitRef="u000" decim
<!--Incremental tax benefit from stock options exercised-->
<us-gaap:ExcessTaxBenefitFromShareBasedCompensationFinancingActivities unitRef="u000" decim
<!--Proceeds from issuance of common stock-->
<us-gaap:ProceedsFromIssuanceOfCommonStock unitRef="u000" decimals="-6" contextRef="c00015":
<!--Proceeds from issuance of common stock-->
<us-gaap:ProceedsFromIssuanceOfCommonStock unitRef="u000" decimals="-6" contextRef="c00025":
<!--Proceeds from issuance of common stock-->
<us-gaap:ProceedsFromIssuanceOfCommonStock unitRef="u000" decimals="-6" contextRef="c00020":
<!--Change in collateral held under securities lending-->
<qcom:ChangeInCollateralHeldUnderSecuritiesLending unitRef="u000" decimals="-6" contextRef='
<!--Change in collateral held under securities lending-->
<qcom:ChangeInCollateralHeldUnderSecuritiesLending unitRef="u000" decimals="-6" contextRef='
<!--Change in collateral held under securities lending-->
<qcom:ChangeInCollateralHeldUnderSecuritiesLending unitRef="u000" decimals="-6" contextRef='
<!--Dividends per share announced-->
<us-gaap:CommonStockDividendsPerShareDeclared unitRef="u001" decimals="2" contextRef="c0001:
<!--Dividends per share announced-->
<us-gaap:CommonStockDividendsPerShareDeclared unitRef="u001" decimals="2" contextRef="c0002:
<!--Dividends per share announced-->
<us-gaap:CommonStockDividendsPerShareDeclared unitRef="u001" decimals="2" contextRef="c0002:
<!--Preferred stock, shares authorized-->
<us-gaap:PreferredStockSharesAuthorized unitRef="u002" decimals="-6" contextRef="c00030">800
<!--Preferred stock, shares authorized-->
<us-gaap:PreferredStockSharesAuthorized unitRef="u002" decimals="-6" contextRef="c00010">800
<!--Entity Central Index Key-->
<dei:EntityCentralIndexKey contextRef="c00015">0000804328</dei:EntityCentralIndexKey>
<!--Entity Current Reporting Status-->
<dei:EntityCurrentReportingStatus contextRef="c00015">Yes</dei:EntityCurrentReportingStatus:
<!--Deferred tax assets-->
<us-gaap:DeferredTaxAssetsNetCurrent unitRef="u000" decimals="-6" contextRef="c00030">149000
<!--Deferred tax assets-->
<us-gaap:DeferredTaxAssetsNetCurrent unitRef="u000" decimals="-6" contextRef="c00010">289000
<!--Note 2 - Fair Value Measurements-->
<us-gaap:FairValueDisclosuresTextBlock contextRef="c00015">&lt;div&gt; &lt;div style='
FONT-FAMILY: times new roman; FONT-SIZE: 10pt; FONT-FAMILY: times new roman"&gt; &lt;tr valign
&lt;td nowrap="nowrap" valign="bottom" style="PADDING-BOTTOM: 2px; TEXT-ALIGN: left"&gt;&lt;fo
style="TEXT-ALIGN: right"&gt;&lt;td style="DISPLAY: inline; FONT-SIZE: 10pt; FONT-FAMILY: t
roman"&gt;&#160;&lt;/font&gt;&lt;/td&gt; &lt;td valign="bottom" width="9%" st
roman"&gt;&#160;&lt;/font&gt;&lt;/td&gt; &lt;td valign="bottom" width="9%" style="BORDI
roman"&gt;&#160;&lt;/font&gt;&lt;/td&gt; &lt;td valign="bottom" width="9%" st
ALIGN: left"&gt;&lt;td style="DISPLAY: inline; FONT-SIZE: 10pt; FONT-FAMILY: times new roma
Opt"&gt;&lt;br /&gt;&lt;/div&gt; &lt;div style="DISPLAY: block; MARGIN-LEFT: 0pt; TEXT-:
&lt;td nowrap="nowrap" valign="bottom" width="1%" style="TEXT-ALIGN: left"&gt;&lt;td style='
<!--Reclassification adjustment for other-than-temporary losses on marketable securities inc
<qcom:ReclassificationAdjustmentForOtherThanTemporaryLossesOnMarketableSecuritiesIncludeInN
<!--Reclassification adjustment for other-than-temporary losses on marketable securities inc
<qcom:ReclassificationAdjustmentForOtherThanTemporaryLossesOnMarketableSecuritiesIncludeInN
<!--Reclassification adjustment for other-than-temporary losses on marketable securities inc
<qcom:ReclassificationAdjustmentForOtherThanTemporaryLossesOnMarketableSecuritiesIncludeInN

```

```

<!--Balance at September 24, 2006 - Paid-In Capital- Paid-In Capital + Balance at September
<us-gaap:StockholdersEquity unitRef="u000" decimals="-6" contextRef="c00007">7242000000</us-
<!--Balance at September 24, 2006 - Paid-In Capital- Paid-In Capital + Balance at September
<us-gaap:StockholdersEquity unitRef="u000" decimals="-6" contextRef="c00002">7057000000</us-
<!--Balance at September 24, 2006 - Paid-In Capital- Paid-In Capital + Balance at September
<us-gaap:StockholdersEquity unitRef="u000" decimals="-6" contextRef="c00012">7511000000</us-
<!--Balance at September 24, 2006 - Paid-In Capital- Paid-In Capital + Balance at September
<us-gaap:StockholdersEquity unitRef="u000" decimals="-6" contextRef="c00032">8493000000</us-
<!--Balance at September 24, 2006 - Retained Earnings- Retained Earnings + Balance at Septer
<us-gaap:StockholdersEquity unitRef="u000" decimals="-6" contextRef="c00008">6100000000</us-
<!--Balance at September 24, 2006 - Retained Earnings- Retained Earnings + Balance at Septer
<us-gaap:StockholdersEquity unitRef="u000" decimals="-6" contextRef="c00003">8541000000</us-
<!--Balance at September 24, 2006 - Retained Earnings- Retained Earnings + Balance at Septer
<us-gaap:StockholdersEquity unitRef="u000" decimals="-6" contextRef="c00013">10717000000</u:
<!--Balance at September 24, 2006 - Retained Earnings- Retained Earnings + Balance at Septer
<us-gaap:StockholdersEquity unitRef="u000" decimals="-6" contextRef="c00033">11235000000</u:
<!--Balance at September 24, 2006 - Accumulated Other Comprehensive Income (Loss)- Accumulat
<us-gaap:StockholdersEquity unitRef="u000" decimals="-6" contextRef="c00009">64000000</us-g:
<!--Balance at September 24, 2006 - Accumulated Other Comprehensive Income (Loss)- Accumulat
<us-gaap:StockholdersEquity unitRef="u000" decimals="-6" contextRef="c00004">237000000</us-
<!--Balance at September 24, 2006 - Accumulated Other Comprehensive Income (Loss)- Accumulat
<us-gaap:StockholdersEquity unitRef="u000" decimals="-6" contextRef="c00014">-284000000</us-
<!--Balance at September 24, 2006 - Accumulated Other Comprehensive Income (Loss)- Accumulat
<us-gaap:StockholdersEquity unitRef="u000" decimals="-6" contextRef="c00034">588000000</us-
<!--Balance at September 24, 2006 - Total Stockholders' Equity + Balance at September 30, 20
<us-gaap:StockholdersEquity unitRef="u000" decimals="-6" contextRef="c00005">13406000000</u:
<!--Balance at September 24, 2006 - Total Stockholders' Equity + Balance at September 30, 20
<us-gaap:StockholdersEquity unitRef="u000" decimals="-6" contextRef="c00000">15835000000</u:
<!--Balance at September 24, 2006 - Total Stockholders' Equity + Balance at September 30, 20
<us-gaap:StockholdersEquity unitRef="u000" decimals="-6" contextRef="c00010">17944000000</u:
<!--Balance at September 24, 2006 - Total Stockholders' Equity + Balance at September 30, 20
<us-gaap:StockholdersEquity unitRef="u000" decimals="-6" contextRef="c00030">20316000000</u:
<!--Depreciation and amortization-->
<us-gaap:DepreciationAndAmortization unitRef="u000" decimals="-6" contextRef="c00015">635000
<!--Depreciation and amortization-->
<us-gaap:DepreciationAndAmortization unitRef="u000" decimals="-6" contextRef="c00025">456000
<!--Depreciation and amortization-->
<us-gaap:DepreciationAndAmortization unitRef="u000" decimals="-6" contextRef="c00020">383000
<!--Operating income-->
<us-gaap:OperatingIncomeLoss unitRef="u000" decimals="-6" contextRef="c00015">2226000000</u:
<!--Operating income-->
<us-gaap:OperatingIncomeLoss unitRef="u000" decimals="-6" contextRef="c00025">3730000000</u:
<!--Operating income-->
<us-gaap:OperatingIncomeLoss unitRef="u000" decimals="-6" contextRef="c00020">2883000000</u:
<!--Current Fiscal Year End Date-->
<dei:CurrentFiscalYearEndDate contextRef="c00015">--09-27</dei:CurrentFiscalYearEndDate>
<!--Entity Registrant Name-->
<dei:EntityRegistrantName contextRef="c00015">QUALCOMM INC/DE</dei:EntityRegistrantName>
<!--Total liabilities-->
<us-gaap:Liabilities unitRef="u000" decimals="-6" contextRef="c00030">7129000000</us-gaap:L:
<!--Total liabilities-->
<us-gaap:Liabilities unitRef="u000" decimals="-6" contextRef="c00010">6768000000</us-gaap:L:
<!--Unearned revenues-->
<us-gaap:DeferredRevenueCurrent unitRef="u000" decimals="-6" contextRef="c00030">441000000<,
<!--Unearned revenues-->
<us-gaap:DeferredRevenueCurrent unitRef="u000" decimals="-6" contextRef="c00010">394000000<,
<!--Trade accounts payable-->
<us-gaap:AccountsPayableCurrent unitRef="u000" decimals="-6" contextRef="c00030">636000000<,
<!--Trade accounts payable-->
<us-gaap:AccountsPayableCurrent unitRef="u000" decimals="-6" contextRef="c00010">570000000<,
<!--Note 9 - Commitments and Contingencies-->
<us-gaap:CommitmentsAndContingenciesDisclosureTextBlock contextRef="c00015">&lt;div&gt;
with its customers&amp;#8217; desires.&lt;/font&gt;&lt;/div&gt; &lt;div style="DISPLAY:
MARGIN-RIGHT: 0pt" align="left"&gt;&lt;/font style="DISPLAY: inline; FONT-SIZE: 10pt; FONT-FAM:
align="justify"&gt;&amp;#160;&lt;/div&gt; &lt;div style="DISPLAY: block; MARGIN-LEFT: 0;
&lt;td valign="bottom"&gt;&lt;/font style="DISPLAY: inline; FONT-SIZE: 10pt; FONT-FAMILY: time:
&lt;td nowrap="nowrap" valign="bottom" width="1%" style="TEXT-ALIGN: left"&gt;&lt;/font style="

```

```

style="DISPLAY: inline; FONT-SIZE: 10pt; FONT-FAMILY: times new roman">36</font><td align="right" valign="bottom" width="1%" style="PADDING-BOTTOM: 10pt; text-align: right"><td align="right" valign="bottom" width="1%" style="TEXT-ALIGN: left"><td align="right" valign="bottom" width="1%" style="TEXT-ALIGN: left">
<!--Net unrealized gains on other marketable securities and derivative instruments, income tax<br>
<!--Net unrealized gains on other marketable securities and derivative instruments, income tax<br>
<!--Net unrealized gains on other marketable securities and derivative instruments, income tax<br>
<!--Net unrealized gains on other marketable securities and derivative instruments, income tax<br>
<!--Other items, net-->
<us-gaap:ProceedsFromPaymentsForOtherFinancingActivities unitRef="u000" decimals="-6" contextRef="c00015">0</us-gaap:ProceedsFromPaymentsForOtherFinancingActivities>
<!--Other items, net-->
<us-gaap:ProceedsFromPaymentsForOtherFinancingActivities unitRef="u000" decimals="-6" contextRef="c00015">0</us-gaap:ProceedsFromPaymentsForOtherFinancingActivities>
<!--Other items, net-->
<us-gaap:ProceedsFromPaymentsForOtherFinancingActivities unitRef="u000" decimals="-6" contextRef="c00015">0</us-gaap:ProceedsFromPaymentsForOtherFinancingActivities>
<!--Other items, net-->
<us-gaap:AdjustmentsNoncashItemsToReconcileNetIncomeLossToCashProvidedByUsedInOperatingActivities unitRef="u000" decimals="-6" contextRef="c00015">0</us-gaap:AdjustmentsNoncashItemsToReconcileNetIncomeLossToCashProvidedByUsedInOperatingActivities>
<!--Other items, net-->
<us-gaap:AdjustmentsNoncashItemsToReconcileNetIncomeLossToCashProvidedByUsedInOperatingActivities unitRef="u000" decimals="-6" contextRef="c00015">0</us-gaap:AdjustmentsNoncashItemsToReconcileNetIncomeLossToCashProvidedByUsedInOperatingActivities>
<!--Other items, net-->
<us-gaap:AdjustmentsNoncashItemsToReconcileNetIncomeLossToCashProvidedByUsedInOperatingActivities unitRef="u000" decimals="-6" contextRef="c00015">0</us-gaap:AdjustmentsNoncashItemsToReconcileNetIncomeLossToCashProvidedByUsedInOperatingActivities>
<!--Non-cash portion of income tax (benefit) expense-->
<us-gaap:DeferredIncomeTaxExpenseBenefit unitRef="u000" decimals="-6" contextRef="c00015">0</us-gaap:DeferredIncomeTaxExpenseBenefit>
<!--Non-cash portion of income tax (benefit) expense-->
<us-gaap:DeferredIncomeTaxExpenseBenefit unitRef="u000" decimals="-6" contextRef="c00025">30</us-gaap:DeferredIncomeTaxExpenseBenefit>
<!--Non-cash portion of income tax (benefit) expense-->
<us-gaap:DeferredIncomeTaxExpenseBenefit unitRef="u000" decimals="-6" contextRef="c00020">9</us-gaap:DeferredIncomeTaxExpenseBenefit>
<!--Research and development-->
<us-gaap:ResearchAndDevelopmentExpense unitRef="u000" decimals="-6" contextRef="c00015">244</us-gaap:ResearchAndDevelopmentExpense>
<!--Research and development-->
<us-gaap:ResearchAndDevelopmentExpense unitRef="u000" decimals="-6" contextRef="c00025">228</us-gaap:ResearchAndDevelopmentExpense>
<!--Research and development-->
<us-gaap:ResearchAndDevelopmentExpense unitRef="u000" decimals="-6" contextRef="c00020">182</us-gaap:ResearchAndDevelopmentExpense>
<!--Common stock, shares outstanding-->
<us-gaap:CommonStockSharesOutstanding unitRef="u002" decimals="-6" contextRef="c00030">1669</us-gaap:CommonStockSharesOutstanding>
<!--Common stock, shares outstanding-->
<us-gaap:CommonStockSharesOutstanding unitRef="u002" decimals="-6" contextRef="c00010">1656</us-gaap:CommonStockSharesOutstanding>
<!--Goodwill-->
<us-gaap:Goodwill unitRef="u000" decimals="-6" contextRef="c00030">149200000</us-gaap:Goodwill>
<!--Goodwill-->
<us-gaap:Goodwill unitRef="u000" decimals="-6" contextRef="c00010">151700000</us-gaap:Goodwill>
<!--Noncredit other-than-temporary impairment losses and subsequent changes in fair value related to common stock, shares outstanding-->
<us-gaap:NoncreditOtherThanTemporaryImpairmentLossesAndSubsequentChangesInFairValueRelatedToCommonStock unitRef="u000" decimals="-6" contextRef="c00015">0</us-gaap:NoncreditOtherThanTemporaryImpairmentLossesAndSubsequentChangesInFairValueRelatedToCommonStock>
<!--Noncredit other-than-temporary impairment losses and subsequent changes in fair value related to common stock, shares outstanding-->
<us-gaap:NoncreditOtherThanTemporaryImpairmentLossesAndSubsequentChangesInFairValueRelatedToCommonStock unitRef="u000" decimals="-6" contextRef="c00025">0</us-gaap:NoncreditOtherThanTemporaryImpairmentLossesAndSubsequentChangesInFairValueRelatedToCommonStock>
<!--Noncredit other-than-temporary impairment losses and subsequent changes in fair value related to common stock, shares outstanding-->
<us-gaap:NoncreditOtherThanTemporaryImpairmentLossesAndSubsequentChangesInFairValueRelatedToCommonStock unitRef="u000" decimals="-6" contextRef="c00020">0</us-gaap:NoncreditOtherThanTemporaryImpairmentLossesAndSubsequentChangesInFairValueRelatedToCommonStock>
<!--Noncredit other-than-temporary impairment losses and subsequent changes in fair value related to common stock, shares outstanding-->
<us-gaap:NoncreditOtherThanTemporaryImpairmentLossesAndSubsequentChangesInFairValueRelatedToCommonStock unitRef="u000" decimals="-6" contextRef="c00015">0</us-gaap:NoncreditOtherThanTemporaryImpairmentLossesAndSubsequentChangesInFairValueRelatedToCommonStock>
<!--Noncredit other-than-temporary impairment losses and subsequent changes in fair value related to common stock, shares outstanding-->
<us-gaap:NoncreditOtherThanTemporaryImpairmentLossesAndSubsequentChangesInFairValueRelatedToCommonStock unitRef="u000" decimals="-6" contextRef="c00025">0</us-gaap:NoncreditOtherThanTemporaryImpairmentLossesAndSubsequentChangesInFairValueRelatedToCommonStock>
<!--Noncredit other-than-temporary impairment losses and subsequent changes in fair value related to common stock, shares outstanding-->
<us-gaap:NoncreditOtherThanTemporaryImpairmentLossesAndSubsequentChangesInFairValueRelatedToCommonStock unitRef="u000" decimals="-6" contextRef="c00020">0</us-gaap:NoncreditOtherThanTemporaryImpairmentLossesAndSubsequentChangesInFairValueRelatedToCommonStock>
<!--Noncredit other-than-temporary impairment losses and subsequent changes in fair value related to common stock, shares outstanding-->
<us-gaap:NoncreditOtherThanTemporaryImpairmentLossesAndSubsequentChangesInFairValueRelatedToCommonStock unitRef="u000" decimals="-6" contextRef="c00015">0</us-gaap:NoncreditOtherThanTemporaryImpairmentLossesAndSubsequentChangesInFairValueRelatedToCommonStock>
<!--Noncredit other-than-temporary impairment losses and subsequent changes in fair value related to common stock, shares outstanding-->
<us-gaap:NoncreditOtherThanTemporaryImpairmentLossesAndSubsequentChangesInFairValueRelatedToCommonStock unitRef="u000" decimals="-6" contextRef="c00025">0</us-gaap:NoncreditOtherThanTemporaryImpairmentLossesAndSubsequentChangesInFairValueRelatedToCommonStock>
<!--Noncredit other-than-temporary impairment losses and subsequent changes in fair value related to common stock, shares outstanding-->
<us-gaap:NoncreditOtherThanTemporaryImpairmentLossesAndSubsequentChangesInFairValueRelatedToCommonStock unitRef="u000" decimals="-6" contextRef="c00020">0</us-gaap:NoncreditOtherThanTemporaryImpairmentLossesAndSubsequentChangesInFairValueRelatedToCommonStock>
<!--Dividends paid-->
<us-gaap:PaymentsOfDividends unitRef="u000" decimals="-6" contextRef="c00015">109300000</us-gaap:PaymentsOfDividends>
<!--Dividends paid-->
<us-gaap:PaymentsOfDividends unitRef="u000" decimals="-6" contextRef="c00025">98200000</us-gaap:PaymentsOfDividends>
<!--Dividends paid-->
<us-gaap:PaymentsOfDividends unitRef="u000" decimals="-6" contextRef="c00020">86200000</us-gaap:PaymentsOfDividends>
<!--Net cash provided by operating activities-->
<us-gaap:NetCashProvidedByUsedInOperatingActivities unitRef="u000" decimals="-6" contextRef="c00015">109300000</us-gaap:NetCashProvidedByUsedInOperatingActivities>
<!--Net cash provided by operating activities-->
<us-gaap:NetCashProvidedByUsedInOperatingActivities unitRef="u000" decimals="-6" contextRef="c00025">98200000</us-gaap:NetCashProvidedByUsedInOperatingActivities>
<!--Net cash provided by operating activities-->
<us-gaap:NetCashProvidedByUsedInOperatingActivities unitRef="u000" decimals="-6" contextRef="c00020">86200000</us-gaap:NetCashProvidedByUsedInOperatingActivities>

```



```

<!--Net cash provided by operating activities-->
<us-gaap:NetCashProvidedByUsedInOperatingActivities unitRef="u000" decimals="-6" contextRef:
<!--Accounts receivable, net-->
<us-gaap:IncreaseDecreaseInReceivables unitRef="u000" decimals="-6" contextRef="c00015">308:
<!--Accounts receivable, net-->
<us-gaap:IncreaseDecreaseInReceivables unitRef="u000" decimals="-6" contextRef="c00025">-80:
<!--Accounts receivable, net-->
<us-gaap:IncreaseDecreaseInReceivables unitRef="u000" decimals="-6" contextRef="c00020">-16:
<!--Incremental tax benefit from stock options exercised-->
<us-gaap:ExcessTaxBenefitFromShareBasedCompensationOperatingActivities unitRef="u000" decima
<!--Incremental tax benefit from stock options exercised-->
<us-gaap:ExcessTaxBenefitFromShareBasedCompensationOperatingActivities unitRef="u000" decima
<!--Incremental tax benefit from stock options exercised-->
<us-gaap:ExcessTaxBenefitFromShareBasedCompensationOperatingActivities unitRef="u000" decima
<!--Other liabilities-->
<us-gaap:OtherLiabilitiesNoncurrent unitRef="u000" decimals="-6" contextRef="c00030">805000:
<!--Other liabilities-->
<us-gaap:OtherLiabilitiesNoncurrent unitRef="u000" decimals="-6" contextRef="c00010">333000:
<!--Note 4 - Composition of Certain Financial Statement Captions - Accounts Receivable-->
<us-gaap:LoansNotesTradeAndOtherReceivablesDisclosureTextBlock contextRef="c00015">&lt;div&
left"&gt;&lt;font style="DISPLAY: inline; FONT-SIZE: 10pt; FONT-FAMILY: times new roman"&gt;&
Opt"&gt;&lt;br /&gt;&lt;/div&gt; &lt;div style="DISPLAY: block; MARGIN-LEFT: 0pt; TEXT-:
<!--Payroll and other benefits related liabilities-->
<us-gaap:EmployeeRelatedLiabilitiesCurrent unitRef="u000" decimals="-6" contextRef="c00030":
<!--Payroll and other benefits related liabilities-->
<us-gaap:EmployeeRelatedLiabilitiesCurrent unitRef="u000" decimals="-6" contextRef="c00010":
<!--Total current assets-->
<us-gaap:AssetsCurrent unitRef="u000" decimals="-6" contextRef="c00030">1257000000</us-gaa
<!--Total current assets-->
<us-gaap:AssetsCurrent unitRef="u000" decimals="-6" contextRef="c00010">1187200000</us-gaa
<!--Accounts receivable, net-->
<us-gaap:AccountsReceivableNetCurrent unitRef="u000" decimals="-6" contextRef="c00030">7000:
<!--Accounts receivable, net-->
<us-gaap:AccountsReceivableNetCurrent unitRef="u000" decimals="-6" contextRef="c00010">4187:
<!--Note 4 - Composition of Certain Financial Statement Captions - Other Current Liabilities:
<us-gaap:OtherLiabilitiesDisclosureTextBlock contextRef="c00015">&lt;div&gt; &lt;div :
valign="bottom" width="1%"&gt;&lt;font style="DISPLAY: inline; FONT-SIZE: 10pt; FONT-FAMILY:
valign="bottom" width="9%" style="TEXT-ALIGN: right"&gt;&lt;font style="DISPLAY: inline; FONT-:
<!--Note 8 - Employee Benefit Plans-->
<us-gaap:CompensationRelatedCostsGeneralTextBlock contextRef="c00015">&lt;div&gt; &lt;
Price&lt;/font&gt;&lt;/font&gt;&lt;/div&gt; &lt;td nowrap:
left"&gt;&lt;font style="DISPLAY: inline; FONT-SIZE: 10pt; FONT-FAMILY: times new roman"&gt;&
&lt;td nowrap="nowrap" valign="bottom" style="PADDING-BOTTOM: 2px; TEXT-ALIGN: left"&gt;&lt;f:
&lt;td valign="bottom" width="1%" style="PADDING-BOTTOM: 4px"&gt;&lt;font style="DISPLAY: inl:
retirement plans that allow eligible executives to defer up to 100% of their income on a pre-
<!--Revenues related to non-monetary exchanges-->
<qcom:RevenuesRelatedToNonMonetaryExchanges unitRef="u000" decimals="-6" contextRef="c00015'
<!--Revenues related to non-monetary exchanges-->
<qcom:RevenuesRelatedToNonMonetaryExchanges unitRef="u000" decimals="-6" contextRef="c00025'
<!--Revenues related to non-monetary exchanges-->
<qcom:RevenuesRelatedToNonMonetaryExchanges unitRef="u000" decimals="-6" contextRef="c00020'
<!--Basic earnings per common share-->
<us-gaap:EarningsPerShareBasic unitRef="u001" decimals="2" contextRef="c00015">0.96</us-gaa
<!--Basic earnings per common share-->
<us-gaap:EarningsPerShareBasic unitRef="u001" decimals="2" contextRef="c00025">1.94</us-gaa
<!--Basic earnings per common share-->
<us-gaap:EarningsPerShareBasic unitRef="u001" decimals="2" contextRef="c00020">1.99</us-gaa
<!--Preferred stock, $0.0001 par value; issuable in series; 8 shares authorized; none outst:
<us-gaap:PreferredStockValue unitRef="u000" decimals="-6" contextRef="c00030">0</us-gaap:Pr:
<!--Preferred stock, $0.0001 par value; issuable in series; 8 shares authorized; none outst:
<us-gaap:PreferredStockValue unitRef="u000" decimals="-6" contextRef="c00010">0</us-gaap:Pr:
<!--Marketable securities-->
<us-gaap:MarketableSecuritiesCurrent unitRef="u000" decimals="-6" contextRef="c00030">83520:
<!--Marketable securities-->
<us-gaap:MarketableSecuritiesCurrent unitRef="u000" decimals="-6" contextRef="c00010">45710:
<!--Accrued KFTC fine (Note 9)-->
<qcom:AccruedKftcFine unitRef="u000" decimals="-6" contextRef="c00015">230000000</qcom:Accru

```


<!--Accrued KFTC fine (Note 9)-->
<qcom:AccruedKftcFine unitRef="u000" decimals="-6" contextRef="c00025">0</qcom:AccruedKftcF
<!--Accrued KFTC fine (Note 9)-->
<qcom:AccruedKftcFine unitRef="u000" decimals="-6" contextRef="c00020">0</qcom:AccruedKftcF
<!--Note 4 - Composition of Certain Financial Statement Captions - Goodwill and Other Intang
<us-gaap:GoodwillAndIntangibleAssetsDisclosureTextBlock contextRef="c00015"><div>
FONT-FAMILY: Times New Roman"><font style="DISPLAY: inline; FONT-WEIGHT: bold; FONT-STY:
Intangible Assets. The Company&#8217;s reportable segment assets do not incl
annual impairment testing purposes. Goodwill was allocable to reporting units included in the
follows: \$434 million in Qualcomm CDMA Technologies, \$675 million in Qualcomm Technology Lic
\$128 million in Qualcomm MEMS Technology (a nonreportable segment included in reconciling its
2008 to September 27, 2009 was the result of adjustments to acquired deferred tax assets and
business acquisition.</div> <div style="DISPLAY: block; TEXT-INDI
TEXT-INDENT: 18pt; MARGIN-RIGHT: Opt" align="left"><font style="DISPLAY: inline; FONT-S:
assets were as follows (in millions):</div> <div style="DISPLAY: b
cellpadding="0" cellspacing="0" width="100%" style="FONT-SIZE: 10pt; FONT-FAMILY: times new r
<td valign="bottom" style="PADDING-BOTTOM: 2px"><font style="DISPLAY: inline;)
<td valign="bottom" style="PADDING-BOTTOM: 2px"><font style="DISPLAY: inline;)
roman">&#160;</td> <td colspan="6" valign="bottom" s
MARGIN-LEFT: Opt; TEXT-INDENT: Opt; MARGIN-RIGHT: Opt" align="center"><font style="DISP
new roman">September&#160;27, 2009<.
style="PADDING-BOTTOM: 2px; TEXT-ALIGN: left"><font style="DISPLAY: inline; FONT-WEIGHT
roman">&#160;</td> <td valign="bottom" style="PADDIN
FONT-FAMILY: times new roman">&#160;</td> <td colspa
style="DISPLAY: block; MARGIN-LEFT: Opt; TEXT-INDENT: Opt; MARGIN-RIGHT: Opt" align="center"&
10pt; FONT-FAMILY: times new roman">September&#160.

nowrap="nowrap" valign="bottom" style="PADDING-BOTTOM: 2px; TEXT-ALIGN: left"><font sty:
times new roman">&#160;</td> </tr><tr>
10pt; FONT-FAMILY: times new roman">&#160; </td> <td
FONT-WEIGHT: bold; FONT-SIZE: 10pt; FONT-FAMILY: times new roman">&#160;&
2px solid"> <div style="DISPLAY: block; MARGIN-LEFT: Opt; TEXT-INDENT: Opt
FONT-WEIGHT: bold; FONT-SIZE: 10pt; FONT-FAMILY: times new roman"><font style="DISPLAY:
<td nowrap="nowrap" valign="bottom" style="PADDING-BOTTOM: 2px; TEXT-ALIGN: left'
FONT-FAMILY: times new roman">&#160;</td> <td valign:
FONT-SIZE: 10pt; FONT-FAMILY: times new roman">&#160;</td>
<div style="DISPLAY: block; MARGIN-LEFT: Opt; TEXT-INDENT: Opt; MARGIN-RIGHT: Opt" a
FONT-SIZE: 10pt; FONT-FAMILY: times new roman">Accumul
nowrap="nowrap" valign="bottom" style="PADDING-BOTTOM: 2px; TEXT-ALIGN: left"><font sty:
times new roman">&#160;</td> <td valign="bottom" styl
10pt; FONT-FAMILY: times new roman">&#160;</td> <td
style="DISPLAY: block; MARGIN-LEFT: Opt; TEXT-INDENT: Opt; MARGIN-RIGHT: Opt" align="center"&
10pt; FONT-FAMILY: times new roman">Gross Carrying Amou
valign="bottom" style="PADDING-BOTTOM: 2px; TEXT-ALIGN: left"><font style="DISPLAY: inl
roman">&#160;</td> <td valign="bottom" style="PADDIN
FONT-FAMILY: times new roman">&#160;</td> <td colspa
style="DISPLAY: block; MARGIN-LEFT: Opt; TEXT-INDENT: Opt; MARGIN-RIGHT: Opt" align="center"&
10pt; FONT-FAMILY: times new roman">Accumulated Amortiz
nowrap="nowrap" valign="bottom" style="PADDING-BOTTOM: 2px; TEXT-ALIGN: left"><font sty:
times new roman">&#160;</td> </tr><tr>
roman">&#160; </td> <td valign="bottom"><font
<td colspan="2" valign="bottom"><font style="DISPLAY: inline; FONT-SIZE: 10
nowrap="nowrap" valign="bottom" style="TEXT-ALIGN: left"><font style="DISPLAY: inline;)
<td valign="bottom"><font style="DISPLAY: inline; FONT-SIZE: 10pt; FONT-FAMIL
valign="bottom"><font style="DISPLAY: inline; FONT-SIZE: 10pt; FONT-FAMILY: times new r
valign="bottom" style="TEXT-ALIGN: left"><font style="DISPLAY: inline; FONT-SIZE: 10pt;
valign="bottom"><font style="DISPLAY: inline; FONT-SIZE: 10pt; FONT-FAMILY: times new r
valign="bottom"><font style="DISPLAY: inline; FONT-SIZE: 10pt; FONT-FAMILY: times new r
valign="bottom" style="TEXT-ALIGN: left"><font style="DISPLAY: inline; FONT-SIZE: 10pt;
valign="bottom"><font style="DISPLAY: inline; FONT-SIZE: 10pt; FONT-FAMILY: times new r
valign="bottom" style="TEXT-ALIGN: left"><font style="DISPLAY: inline; FONT-SIZE: 10pt;
valign="bottom" style="TEXT-ALIGN: left"><font style="DISPLAY: inline; FONT-SIZE: 10pt;
bgcolor="#cceedf"> <td align="left" valign="bottom" width="52%">
MARGIN-RIGHT: Opt" align="left"><font style="DISPLAY: inline; FONT-SIZE: 10pt; FONT-FAM
</td> <td valign="bottom" width="1%"><font style="DISPLAY: inline;
<td valign="bottom" width="1%" style="TEXT-ALIGN: left"><font style="DISPLAY: inline.
<td valign="bottom" width="9%" style="TEXT-ALIGN: right"><font style="DISPLAY: inli

roman"> </td>> <td valign="bottom" width="1%">

roman"> </td>> <td valign="bottom" width="1%" st

times new roman"> </td>> <td valign="bottom" wid

FONT-FAMILY: times new roman">(6</td>> <td nowrap="nowrap"

inline; FONT-SIZE: 10pt; FONT-FAMILY: times new roman">)</td>>

width="52%" style="PADDING-BOTTOM: 2px">> <div style="DISPLAY: block; MARG

style="DISPLAY: inline; FONT-SIZE: 10pt; FONT-FAMILY: times new roman">&Other&

style="PADDING-BOTTOM: 2px">&& style="DISPLAY: inline; FONT-SIZE: 10pt; FONT-FAMILY:

width="1%" style="BORDER-BOTTOM: black 2px solid; TEXT-ALIGN: left">&& font style="DISPLA

roman"> &</td>> <td valign="bottom" width="9%" st

FONT-SIZE: 10pt; FONT-FAMILY: times new roman">&& font style="DISPLAY: inline">9</fo

style="PADDING-BOTTOM: 2px; TEXT-ALIGN: left">&& font style="DISPLAY: inline; FONT-SIZE: :

valign="bottom" width="1%" style="PADDING-BOTTOM: 2px">&& font style="DISPLAY: inline; FO

<td valign="bottom" width="1%" style="BORDER-BOTTOM: black 2px solid; TEXT-ALIGN: left

times new roman"> &</td>> <td valign="bottom" wid

style="DISPLAY: inline; FONT-SIZE: 10pt; FONT-FAMILY: times new roman">&& font style="DIS

valign="bottom" width="1%" style="PADDING-BOTTOM: 2px; TEXT-ALIGN: left">&& font style="D

roman">)&</td>> <td valign="bottom" width="1%" style="PADD

new roman"> &</td>> <td valign="bottom" width="1%"

inline; FONT-SIZE: 10pt; FONT-FAMILY: times new roman"> &</td>>

TEXT-ALIGN: right">&& font style="DISPLAY: inline; FONT-SIZE: 10pt; FONT-FAMILY: times ne

<td nowrap="nowrap" valign="bottom" width="1%" style="PADDING-BOTTOM: 2px; TEXT-ALIGN: le

times new roman"> &</td>> <td valign="bottom" wid

FONT-FAMILY: times new roman"> &</td>> <td valign="

style="DISPLAY: inline; FONT-SIZE: 10pt; FONT-FAMILY: times new roman"> </font

black 2px solid; TEXT-ALIGN: right">&& font style="DISPLAY: inline; FONT-SIZE: 10pt; FONT-

inline">(2&&</td>> <td nowrap="nowrap" valign="

inline; FONT-SIZE: 10pt; FONT-FAMILY: times new roman">)&</td>>

style="PADDING-BOTTOM: 4px">&& font style="DISPLAY: inline; FONT-SIZE: 10pt; FONT-FAMILY:

width="1%" style="PADDING-BOTTOM: 4px">&& font style="DISPLAY: inline; FONT-SIZE: 10pt; FO

valign="bottom" width="1%" style="BORDER-BOTTOM: black 4px double; TEXT-ALIGN: left">&& fo

roman">,\$&</td>> <td valign="bottom" width="9%" style="BORDI

FONT-SIZE: 10pt; FONT-FAMILY: times new roman">&& font style="DISPLAY: inline">3,406&l

width="1%" style="PADDING-BOTTOM: 4px; TEXT-ALIGN: left">&& font style="DISPLAY: inline; :

<td valign="bottom" width="1%" style="PADDING-BOTTOM: 4px">&& font style="DISPL

roman"> &</td>> <td valign="bottom" width="1%" st

FONT-SIZE: 10pt; FONT-FAMILY: times new roman">,\$&</td>> <td>

right">&& font style="DISPLAY: inline; FONT-SIZE: 10pt; FONT-FAMILY: times new roman">:

nowrap="nowrap" valign="bottom" width="1%" style="PADDING-BOTTOM: 4px; TEXT-ALIGN: left">&&

new roman">)&</td>> <td valign="bottom" width="1%" style="}

times new roman"> &</td>> <td valign="bottom" wid

style="DISPLAY: inline; FONT-SIZE: 10pt; FONT-FAMILY: times new roman">,\$&</td>

4px double; TEXT-ALIGN: right">&& font style="DISPLAY: inline; FONT-SIZE: 10pt; FONT-FAMI

inline">3,303&&</td>> <td nowrap="nowrap" vali

style="DISPLAY: inline; FONT-SIZE: 10pt; FONT-FAMILY: times new roman"> </font

4px">&& font style="DISPLAY: inline; FONT-SIZE: 10pt; FONT-FAMILY: times new roman">&a

style="BORDER-BOTTOM: black 4px double; TEXT-ALIGN: left">&& font style="DISPLAY: inline;

<td valign="bottom" width="9%" style="BORDER-BOTTOM: black 4px double; TEXT-ALIGN: right

times new roman">&& font style="DISPLAY: inline">(199&&</td>

TEXT-ALIGN: left">&& font style="DISPLAY: inline; FONT-SIZE: 10pt; FONT-FAMILY: times new

style="DISPLAY: block; TEXT-INDENT: 0pt">&& br />&& /div>> <div style="DIS

align="left">&& font style="DISPLAY: inline; FONT-SIZE: 10pt; FONT-FAMILY: Times New Rom

wireless licenses in the amount of \$762 million and goodwill, are subject to amortization. At

fiscal 2009, 2008 and 2007 was \$207 million, \$84 million and \$68 million, respectively, and :

million, \$199 million, \$179 million and \$172 million, respectively, and \$1.3 billion thereaft

0pt">&& br />&& /div>> </div></us-gaap:GoodwillAndIntangibleAssetsDisclos

<!--Note 10 - Segment Information-->

<us-gaap:SegmentReportingDisclosureTextBlock contextRef="c00015"><div> <div :

FONT-SIZE: 10pt; FONT-FAMILY: Times New Roman">Note 10. Segment Information&&

<div style="DISPLAY: block; MARGIN-LEFT: 0pt; TEXT-INDENT: 18pt; MARGIN-RIGHT: 0pt" ali

FONT-FAMILY: Times New Roman">The Company is organized on the basis of products and service

Qualcomm Wireless & Internet segment. Reportable segments are as follows:&&

<div> <table align="center" border="0" cellpadding="0" cellspacing="0" :

times new roman; FONT-SIZE: 10pt; FONT-FAMILY: times new roman"> <tr valign="top">

style="DISPLAY: inline; FONT-SIZE: 10pt; FONT-FAMILY: Times New Roman"> </fo

<div style="MARGIN-LEFT: 0pt; TEXT-INDENT: 0pt; MARGIN-RIGHT: 0pt">&& font style="1

style="DISPLAY: inline; FONT-FAMILY: Symbol, serif">·<...>
style="DISPLAY: inline; FONT-SIZE: 10pt; FONT-FAMILY: Times New Roman">Qualcomm CDMA Tech
and system software for wireless voice and data communications, multimedia functions and gl
and other technologies;</div><td></tr><table align="center" border="0" cellpadding="0" cellspacing="0"
<div style="MARGIN-LEFT: 0pt; TEXT-INDENT: 0pt; MARGIN-RIGHT: 0pt"><font style="font style="1
style="DISPLAY: inline; FONT-SIZE: 10pt; FONT-FAMILY: Times New Roman"> </fo
style="DISPLAY: inline; FONT-SIZE: 10pt; FONT-FAMILY: Times New Roman">Qualcomm Technolog
Company’s intellectual property portfolio, which includes certain patent rights es:
wireless products, including, without limitation, products implementing cdmaOne, CDMA2000, W
standards and their derivatives, and collects license fees and royalties in partial consider
</tr></table><div style="DISPLAY: block; TEXT-INDE
cellpadding="0" cellspacing="0" id="hangingindent_2" width="100%" style="FONT-SIZE: 10pt; FON
new roman"><tr valign="top"><td style="WIDTH: 31.7pt"><td st
Roman"> </div><td style="MARGIN-RIGHT: 0pt"><font style="DISPLAY: inline; FONT-SIZE: 10pt; FONT-FAMILY: Times New
serif">·</div><td style="FONT-FAMILY: Times New Roman">Qualcomm Wireless & Internet (QWI) – comp
</div><div style="DISPLAY: block; TEXT-INDENT: 0pt">
</div>
id="hangingindent_3" width="100%" style="FONT-SIZE: 10pt; FONT-FAMILY: times new roman; FONT-
<td style="WIDTH: 67.7pt"><div style="DISP
</td><td style="WIDTH: 18pt"><div style="MAI
inline; FONT-SIZE: 10pt; FONT-FAMILY: Times New Roman"><font style="DISPLAY: inline; FO
</td><div align="left"><font style="DISPLAY: inline; FO
– provides content enablement services for the wireless industry and push-to-talk
operators;</div></tr></table>
<table align="center" border="0" cellpadding="0" cellspacing="0" id="hangingindent_4"
roman; FONT-SIZE: 10pt; FONT-FAMILY: times new roman"><tr valign="top">
inline; FONT-SIZE: 10pt; FONT-FAMILY: Times New Roman"> </div>
style="MARGIN-LEFT: 0pt; TEXT-INDENT: 0pt; MARGIN-RIGHT: 0pt"><font style="DISPLAY: inl
style="DISPLAY: inline; FONT-FAMILY: Times New Roman">o</div>
style="DISPLAY: inline; FONT-SIZE: 10pt; FONT-FAMILY: Times New Roman">Qualcomm Government
analytical expertise to United States government agencies involving wireless communications
</tr></table><div style="DISPLAY: block; TEXT-INDENT
cellpadding="0" cellspacing="0" id="hangingindent_5" width="100%" style="FONT-SIZE: 10pt; FON
new roman"><tr valign="top"><td style="WIDTH: 67.7pt"><td st
Roman"> </div><td style="MARGIN-RIGHT: 0pt"><font style="DISPLAY: inline; FONT-SIZE: 10pt; FONT-FAMILY: Times New
Roman">o</div><td style="Times New Roman">Qualcomm Enterprise Services (QES) – provides satellite- and t
application services and managed data services to transportation and logistics companies and
</tr></table><div style="DISPLAY: block; TI
cellpadding="0" cellspacing="0" id="hangingindent_6" width="100%" style="FONT-SIZE: 10pt; FON
new roman"><tr valign="top"><td style="WIDTH: 67.7pt"><td st
Roman"> </div><td style="MARGIN-RIGHT: 0pt"><font style="DISPLAY: inline; FONT-SIZE: 10pt; FONT-FAMILY: Times New
Roman">o</div><td style="Times New Roman">Firethorn – builds and manages software applications that enab
commerce services.</div></tr></table>
<div style="font style="font style="1
new roman; FONT-SIZE: 10pt; FONT-FAMILY: times new roman"><tr valign="top">
inline; FONT-SIZE: 10pt; FONT-FAMILY: Times New Roman"> </div>
style="MARGIN-LEFT: 0pt; TEXT-INDENT: 0pt; MARGIN-RIGHT: 0pt"><font style="DISPLAY: inl
style="DISPLAY: inline; FONT-FAMILY: Symbol, serif">·</div><div style="font style="font style="1
style="DISPLAY: inline; FONT-SIZE: 10pt; FONT-FAMILY: Times New Roman">Qualcomm Strategic
investment activities, including FLO TV Incorporated (FLO TV), the Company’s wholl
strategic investments to promote the worldwide adoption of CDMA-based products and services
</div><div style="DISPLAY: block; TEXT-INDENT: 0pt">
</div>
0pt" align="left"><font style="DISPLAY: inline; FONT-SIZE: 10pt; FONT-FAMILY: Times New
on earnings (loss) before income taxes (EBT). EBT includes the allocation of certain corporat
amortization expense related to unallocated corporate assets. Certain income and charges are
reports because they are not considered in evaluating the segments’ operating perf
income, certain share-based compensation and certain research and development expenses and m
to the businesses of the segments. The table below presents revenues, EBT and total assets fo
style="DISPLAY: block; TEXT-INDENT: 0pt">
</div><div align="left

times new roman"> </td> <td valign="bottom" sty:
10pt; FONT-FAMILY: times new roman"> </td> <td c
style="DISPLAY: block; MARGIN-LEFT: 0pt; TEXT-INDENT: 0pt; MARGIN-RIGHT: 0pt" align="center">
10pt; FONT-FAMILY: times new roman"></td></tr></td></tr></td>
style="PADDING-BOTTOM: 2px; TEXT-ALIGN: left"></td></tr></td></tr></td>
roman"> </td> <td valign="bottom">
<td colspan="2" valign="bottom"> style="DISPLAY: inline; FONT-SIZE: 10
nowrap="nowrap" valign="bottom" style="TEXT-ALIGN: left"> style="DISPLAY: inline; l
<td valign="bottom"> style="DISPLAY: inline; FONT-SIZE: 10pt; FONT-FAMIL
valign="bottom" style="TEXT-ALIGN: left"> style="DISPLAY: inline; FONT-SIZE: 10pt;
valign="bottom"> style="DISPLAY: inline; FONT-SIZE: 10pt; FONT-FAMILY: times new ro
valign="bottom"> style="DISPLAY: inline; FONT-SIZE: 10pt; FONT-FAMILY: times new ro
valign="bottom" style="TEXT-ALIGN: left"> style="DISPLAY: inline; FONT-SIZE: 10pt;
bgcolor="#cceeFF"> <td align="left" valign="bottom" width="64%">
MARGIN-RIGHT: 0pt" align="left"> style="DISPLAY: inline; FONT-SIZE: 10pt; FONT-FAM:
<td valign="bottom" width="1%"> style="DISPLAY: inline; FONT-SIZE: 10pt; FONT-F:
valign="bottom" width="1%" style="TEXT-ALIGN: left"> style="DISPLAY: inline; FONT-:
<td valign="bottom" width="9%" style="TEXT-ALIGN: right"> style="DISPLAY: inline
<td nowrap="nowrap" valign="bottom" width="1%" style="TEXT-ALIGN: left"> st:
roman"> </td> <td valign="bottom" width="1%">
roman"> </td> <td valign="bottom" width="1%" st:
times new roman">\$</td> <td valign="bottom" width="9%" st
FONT-FAMILY: times new roman">423</td> <td nowrap="nowrap
inline; FONT-SIZE: 10pt; FONT-FAMILY: times new roman"> </td>
10pt; FONT-FAMILY: times new roman"> </td> <td
FONT-SIZE: 10pt; FONT-FAMILY: times new roman">\$</td> <td
inline; FONT-SIZE: 10pt; FONT-FAMILY: times new roman">501</td>
left"> style="DISPLAY: inline; FONT-SIZE: 10pt; FONT-FAMILY: times new roman">&
align="left" valign="bottom" width="64%"> </div style="DISPLAY: block; MARC
style="DISPLAY: inline; FONT-SIZE: 10pt; FONT-FAMILY: times new roman">QIS</td>
style="DISPLAY: inline; FONT-SIZE: 10pt; FONT-FAMILY: times new roman"> </font
left"> style="DISPLAY: inline; FONT-SIZE: 10pt; FONT-FAMILY: times new roman">&
style="TEXT-ALIGN: right"> style="DISPLAY: inline; FONT-SIZE: 10pt; FONT-FAMILY: t:
valign="bottom" width="1%" style="TEXT-ALIGN: left"> style="DISPLAY: inline; FONT-:
<td valign="bottom" width="1%"> style="DISPLAY: inline; FONT-SIZE: 10pt; FONT-:
valign="bottom" width="1%" style="TEXT-ALIGN: left"> style="DISPLAY: inline; FONT-:
<td valign="bottom" width="9%" style="TEXT-ALIGN: right"> style="DISPLAY: inl:
<td nowrap="nowrap" valign="bottom" width="1%" style="TEXT-ALIGN: left"> :
roman"> </td> <td valign="bottom" width="1%">
roman"> </td> <td valign="bottom" width="1%" st:
times new roman"> </td> <td valign="bottom" wid
FONT-FAMILY: times new roman">272</td> <td nowrap="nowrap
inline; FONT-SIZE: 10pt; FONT-FAMILY: times new roman"> </td>
width="64%"> </div style="DISPLAY: block; MARGIN-LEFT: 0pt; TEXT-INDENT: 0
FONT-SIZE: 10pt; FONT-FAMILY: times new roman">QGOV</div> <
FONT-SIZE: 10pt; FONT-FAMILY: times new roman"> </td>
inline; FONT-SIZE: 10pt; FONT-FAMILY: times new roman"> </td>
style="DISPLAY: inline; FONT-SIZE: 10pt; FONT-FAMILY: times new roman">66</td>
style="TEXT-ALIGN: left"> style="DISPLAY: inline; FONT-SIZE: 10pt; FONT-FAMILY: ti
width="1%"> style="DISPLAY: inline; FONT-SIZE: 10pt; FONT-FAMILY: times new roman".
style="TEXT-ALIGN: left"> style="DISPLAY: inline; FONT-SIZE: 10pt; FONT-FAMILY: ti
width="9%" style="TEXT-ALIGN: right"> style="DISPLAY: inline; FONT-SIZE: 10pt; FON
nowrap="nowrap" valign="bottom" width="1%" style="TEXT-ALIGN: left"> style="DISPLA
roman"> </td> <td valign="bottom" width="1%">
roman"> </td> <td valign="bottom" width="1%" st:
times new roman"> </td> <td valign="bottom" wid
FONT-FAMILY: times new roman">57</td> <td nowrap="nowrap"
inline; FONT-SIZE: 10pt; FONT-FAMILY: times new roman"> </td>
width="64%"> </div style="DISPLAY: block; MARGIN-LEFT: 0pt; TEXT-INDENT: 0
FONT-SIZE: 10pt; FONT-FAMILY: times new roman">Firethorn</div>
inline; FONT-SIZE: 10pt; FONT-FAMILY: times new roman"> </td>
style="DISPLAY: inline; FONT-SIZE: 10pt; FONT-FAMILY: times new roman"> </font
right"> style="DISPLAY: inline; FONT-SIZE: 10pt; FONT-FAMILY: times new roman">
style="TEXT-ALIGN: left"> style="DISPLAY: inline; FONT-SIZE: 10pt; FONT-FAMILY: ti
width="1%"> style="DISPLAY: inline; FONT-SIZE: 10pt; FONT-FAMILY: times new roman".

valign="bottom" width="64%"> <div style="DISPLAY: block; MARGIN-LEFT: 18pt
style="DISPLAY: inline; FONT-SIZE: 10pt; FONT-FAMILY: times new roman">Unallocated invest
<td valign="bottom" width="1%"><font style="DISPLAY: inline; FONT-SIZE: 10pt; FONT-F
valign="bottom" width="1%" style="TEXT-ALIGN: left"><font style="DISPLAY: inline; FONT-
<td valign="bottom" width="9%" style="TEXT-ALIGN: right"><font style="DISPLAY: inl
<td nowrap="nowrap" valign="bottom" width="1%" style="TEXT-ALIGN: left"><font
roman"> </td><td valign="bottom" width="1%"><font
roman"> </td><td valign="bottom" width="1%" st
times new roman"> </td><td valign="bottom" wid
FONT-FAMILY: times new roman">70</td><td nowrap="nowrap"
inline; FONT-SIZE: 10pt; FONT-FAMILY: times new roman"> </td><td
10pt; FONT-FAMILY: times new roman"> </td><td
FONT-SIZE: 10pt; FONT-FAMILY: times new roman"> </td><td
inline; FONT-SIZE: 10pt; FONT-FAMILY: times new roman">718</td><td
left">&
align="left" valign="bottom" width="64%"> <div style="DISPLAY: block; MARG
align="left"><font style="DISPLAY: inline; FONT-SIZE: 10pt; FONT-FAMILY: times new roma
<td valign="bottom" width="1%"><font style="DISPLAY: inline; FONT-SIZE: 10pt; F
valign="bottom" width="1%" style="TEXT-ALIGN: left"><font style="DISPLAY: inline; FONT-
<td valign="bottom" width="9%" style="TEXT-ALIGN: right"><font style="DISPLAY: inl
<td nowrap="nowrap" valign="bottom" width="1%" style="TEXT-ALIGN: left"><font
roman"> </td><td valign="bottom" width="1%"><font
roman"> </td><td valign="bottom" width="1%" st
times new roman"> </td><td valign="bottom" wid
FONT-FAMILY: times new roman">(190</td><td nowrap="nowr
inline; FONT-SIZE: 10pt; FONT-FAMILY: times new roman">)</td><td
10pt; FONT-FAMILY: times new roman"> </td><td
FONT-SIZE: 10pt; FONT-FAMILY: times new roman"> </td><td
inline; FONT-SIZE: 10pt; FONT-FAMILY: times new roman">(158</td><td
left">);
align="left" valign="bottom" width="64%" style="PADDING-BOTTOM: 2px"> <div
MARGIN-RIGHT: 0pt align="left"><font style="DISPLAY: inline; FONT-SIZE: 10pt; FONT-FAM
</td><td valign="bottom" width="1%" style="PADDING-BOTTOM: 2px">&
roman"> </td><td valign="bottom" width="1%" st
FONT-SIZE: 10pt; FONT-FAMILY: times new roman"> </td><td
TEXT-ALIGN: right"><font style="DISPLAY: inline; FONT-SIZE: 10pt; FONT-FAMILY: times ne
<td nowrap="nowrap" valign="bottom" width="1%" style="PADDING-BOTTOM: 2px; TEXT-ALIGN: l
times new roman">)</td><td valign="bottom" width="1%" st
FONT-FAMILY: times new roman"> </td><td valign
style="DISPLAY: inline; FONT-SIZE: 10pt; FONT-FAMILY: times new roman"> </font
black 2px solid; TEXT-ALIGN: right"><font style="DISPLAY: inline; FONT-SIZE: 10pt; FONT-
inline">&(6</td><td nowrap="nowrap" valign="bottom" width="1%" style="PADDING-
inline; FONT-SIZE: 10pt; FONT-FAMILY: times new roman">)</td><td
style="DISPLAY: inline; FONT-SIZE: 10pt; FONT-FAMILY: times new roman"> </font
black 2px solid; TEXT-ALIGN: left"><font style="DISPLAY: inline; FONT-SIZE: 10pt; FONT-
valign="bottom" width="9%" style="BORDER-BOTTOM: black 2px solid; TEXT-ALIGN: right"><font
roman"> </td><td nowrap="nowrap" valign
TEXT-ALIGN: left"><font style="DISPLAY: inline; FONT-SIZE: 10pt; FONT-FAMILY: times new
<td align="left" valign="bottom" width="64%" style="PADDING-BOTTOM: 4px">&
MARGIN-RIGHT: 0pt align="left"><font style="DISPLAY: inline; FONT-SIZE: 10pt; FONT-FAM
</td><td valign="bottom" width="1%" style="PADDING-BOTTOM: 4px">&:
roman"> </td><td valign="bottom" width="1%" st
FONT-SIZE: 10pt; FONT-FAMILY: times new roman">\$</td><td
right">
nowrap="nowrap" valign="bottom" width="1%" style="PADDING-BOTTOM: 4px; TEXT-ALIGN: left">&
new roman">)</td><td valign="bottom" width="1%" style="P
times new roman"> </td><td valign="bottom" wid
style="DISPLAY: inline; FONT-SIZE: 10pt; FONT-FAMILY: times new roman">\$</td
4px double; TEXT-ALIGN: right"><font style="DISPLAY: inline; FONT-SIZE: 10pt; FONT-FAMI
inline">&(844</td><td nowrap="nowrap" valign
style="DISPLAY: inline; FONT-SIZE: 10pt; FONT-FAMILY: times new roman">)</td><td
4px">
style="BORDER-BOTTOM: black 4px double; TEXT-ALIGN: left"><font style="DISPLAY: inline;
<td valign="bottom" width="9%" style="BORDER-BOTTOM: black 4px double; TEXT-ALIGN: right
times new roman"> </td><td nowrap="nowrap" valign
TEXT-ALIGN: left"><font style="DISPLAY: inline; FONT-SIZE: 10pt; FONT-FAMILY: times new
style="DISPLAY: block; TEXT-INDENT: 0pt"> </div> <div style="DIS

align="left">> font style="DISPLAY: inline; FONT-SIZE: 10pt; FONT-FAMILY: Times New Roman; unallocated research and development expenses and unallocated selling, general and administrative expenses, respectively. During fiscal 2008, share-based compensation expense included in unallocated research and development expenses and unallocated selling, general and administrative expenses totaled \$250 million and \$251 million, respectively. During fiscal 2009, unallocated research and development expenses and unallocated selling, general and administrative expenses totaled \$250 million and \$251 million, respectively. Unallocated cost of equipment and services revenues was comprised entirely of:

Research and development expenses	\$250 million
Selling, general and administrative expenses	\$251 million

The following table provides a breakdown of the unallocated research and development expenses and unallocated selling, general and administrative expenses for fiscal 2008 and 2009:

Category	Fiscal 2008	Fiscal 2009
Research and development expenses	\$250 million	\$250 million
Selling, general and administrative expenses	\$251 million	\$251 million

bgcolor="#cceeef">
MARGIN-RIGHT: 0pt" align="left"><font style="DISPLAY: inline; FONT-WEIGHT: bold; FONT-S<</td>>
<td valign="bottom" width="1%"><font style="DISPLAY: inline;<</td>>
<td valign="bottom" width="1%" style="TEXT-ALIGN: left"><font style="DISPLAY: inline;<</td>>
<td valign="bottom" width="9%" style="TEXT-ALIGN: right"><font style="DISPLAY:<</td>>
roman"> </td>>
FONT-FAMILY: times new roman"> </td>>
new roman"> </td>>
times new roman"> </td>>
FONT-FAMILY: times new roman"> </td>>
inline; FONT-SIZE: 10pt; FONT-FAMILY: times new roman"> </td>>
10pt; FONT-FAMILY: times new roman"> </td>>
FONT-SIZE: 10pt; FONT-FAMILY: times new roman"> </td>>
inline; FONT-SIZE: 10pt; FONT-FAMILY: times new roman"> </td>>
left">&<</td>>
left">&<</td>>
style="TEXT-ALIGN: right"><font style="DISPLAY: inline; FONT-SIZE: 10pt; FONT-FAMILY: t<</td>>
valign="bottom" width="1%" style="TEXT-ALIGN: left"><font style="DISPLAY: inline; FONT-<</tr></tr bgcolor="white">
<td align="left" valign="bottom" width="1<</td>>
-9pt; MARGIN-RIGHT: 0pt" align="left"><font style="DISPLAY: inline; FONT-SIZE: 10pt; FON<</td>>
customers</div></td>>
roman"> </td>>
times new roman">&\$</td>>
FONT-FAMILY: times new roman">&6,709</td>>
inline; FONT-SIZE: 10pt; FONT-FAMILY: times new roman"> </td>>
10pt; FONT-FAMILY: times new roman"> </td>>
FONT-SIZE: 10pt; FONT-FAMILY: times new roman">&\$</td>>
inline; FONT-SIZE: 10pt; FONT-FAMILY: times new roman">&3,619</td>>
left">&<</td>>
left">&<</td>>
style="TEXT-ALIGN: right"><font style="DISPLAY: inline; FONT-SIZE: 10pt; FONT-FAMILY: t<</td>>
valign="bottom" width="1%" style="TEXT-ALIGN: left"><font style="DISPLAY: inline; FONT-<</td>>
<td valign="bottom" width="1%"><font style="DISPLAY: inline; FONT-SIZE: 10pt; FONT-<</td>>
<td valign="bottom" width="1%" style="TEXT-ALIGN: left"><font style="DISPLAY: inline; FONT-<</td>>
<td nowrap="nowrap" valign="bottom" width="1%" style="TEXT-ALIGN: left"><font sty<</td>>
roman"> </td>>
block; MARGIN-LEFT: 18pt; TEXT-INDENT: -9pt; MARGIN-RIGHT: 0pt" align="left"><font styl<</td>>
roman">Intersegment revenues</div></td>>
FONT-FAMILY: times new roman"> </td>>
10pt; FONT-FAMILY: times new roman"> </td>>
FONT-SIZE: 10pt; FONT-FAMILY: times new roman">&8</td>>
style="DISPLAY: inline; FONT-SIZE: 10pt; FONT-FAMILY: times new roman"> </font<</td>>
inline; FONT-SIZE: 10pt; FONT-FAMILY: times new roman"> </td>>
style="DISPLAY: inline; FONT-SIZE: 10pt; FONT-FAMILY: times new roman"> </font<</td>>
right">&<</td>>
style="TEXT-ALIGN: left"><font style="DISPLAY: inline; FONT-SIZE: 10pt; FONT-FAMILY: tim<</td>>
width="1%"><</td>>
style="TEXT-ALIGN: left"><font style="DISPLAY: inline; FONT-SIZE: 10pt; FONT-FAMILY: tim<</td>>
width="9%" style="TEXT-ALIGN: right"><font style="DISPLAY: inline; FONT-SIZE: 10pt; FON<</td>>
nowrap="nowrap" valign="bottom" width="1%" style="TEXT-ALIGN: left"><font style="DISPLA<</td>>
roman"> </td>>
roman"> </td>>
times new roman"> </td>>
FONT-FAMILY: times new roman">-</td>>
FONT-SIZE: 10pt; FONT-FAMILY: times new roman"> </td>>
width="52%"><div style="DISPLAY: block; MARGIN-LEFT: 18pt; TEXT-INDENT: <</td>>
FONT-SIZE: 10pt; FONT-FAMILY: times new roman">Interest income</div></td>>
style="DISPLAY: inline; FONT-SIZE: 10pt; FONT-FAMILY: times new roman"> </font<</td>>
left">&<</td>>
style="TEXT-ALIGN: right"><font style="DISPLAY: inline; FONT-SIZE: 10pt; FONT-FAMILY: t<</td>>
valign="bottom" width="1%" style="TEXT-ALIGN: left"><font style="DISPLAY: inline; FONT-<</td>>
<td valign="bottom" width="1%"><font style="DISPLAY: inline; FONT-SIZE: 10pt; FONT-<</td>>
valign="bottom" width="1%" style="TEXT-ALIGN: left"><font style="DISPLAY: inline; FONT-<</td>>
<td valign="bottom" width="9%" style="TEXT-ALIGN: right"><font style="DISPLAY: inl<</td>>

roman"> </td><tr bgcolor="white">
block; MARGIN-LEFT: 18pt; TEXT-INDENT: -9pt; MARGIN-RIGHT: 0pt" align="left"><font style
roman">Intersegment revenues</div></td>
FONT-FAMILY: times new roman"> </td><td valign=
10pt; FONT-FAMILY: times new roman"> </td><td

FONT-SIZE: 10pt; FONT-FAMILY: times new roman">31</td><td

style="DISPLAY: inline; FONT-SIZE: 10pt; FONT-FAMILY: times new roman">
inline; FONT-SIZE: 10pt; FONT-FAMILY: times new roman"> </td><td

style="DISPLAY: inline; FONT-SIZE: 10pt; FONT-FAMILY: times new roman">
right">

style="TEXT-ALIGN: left"><font style="DISPLAY: inline; FONT-SIZE: 10pt; FONT-FAMILY: tim
width="1%">
style="TEXT-ALIGN: left"><font style="DISPLAY: inline; FONT-SIZE: 10pt; FONT-FAMILY: tim
width="9%" style="TEXT-ALIGN: right"><font style="DISPLAY: inline; FONT-SIZE: 10pt; FON
nowrap="nowrap" valign="bottom" width="1%" style="TEXT-ALIGN: left"><font style="DISPLA
roman"> </td><td valign="bottom" width="1%">
roman"> </td><td valign="bottom" width="1%" st
times new roman"> </td><td valign="bottom" wid
FONT-FAMILY: times new roman">-</td><td nowrap="nowrap"
FONT-SIZE: 10pt; FONT-FAMILY: times new roman"> </td><td

width="52%"><div style="DISPLAY: block; MARGIN-LEFT: 18pt; TEXT-INDENT: .
FONT-SIZE: 10pt; FONT-FAMILY: times new roman">Interest income</div>

style="DISPLAY: inline; FONT-SIZE: 10pt; FONT-FAMILY: times new roman">
left">
style="TEXT-ALIGN: right"><font style="DISPLAY: inline; FONT-SIZE: 10pt; FONT-FAMILY: t
valign="bottom" width="1%" style="TEXT-ALIGN: left"><font style="DISPLAY: inline; FONT-
<td valign="bottom" width="1%"><font style="DISPLAY: inline; FONT-SIZE: 10pt; FONT-
valign="bottom" width="1%" style="TEXT-ALIGN: left"><font style="DISPLAY: inline; FONT-
<td valign="bottom" width="9%" style="TEXT-ALIGN: right"><font style="DISPLAY: inl
<td nowrap="nowrap" valign="bottom" width="1%" style="TEXT-ALIGN: left"><font st
roman"> </td><td valign="bottom" width="1%">
roman"> </td><td valign="bottom" width="1%" st
times new roman"> </td><td valign="bottom" wid
FONT-FAMILY: times new roman">1</td><td nowrap="nowrap"
FONT-SIZE: 10pt; FONT-FAMILY: times new roman"> </td><td

FONT-FAMILY: times new roman"> </td><td valign=
10pt; FONT-FAMILY: times new roman"> </td><td

FONT-SIZE: 10pt; FONT-FAMILY: times new roman">7</td><td

style="DISPLAY: inline; FONT-SIZE: 10pt; FONT-FAMILY: times new roman">
valign="bottom" width="52%"><div style="DISPLAY: block; MARGIN-LEFT: 18pt
style="DISPLAY: inline; FONT-SIZE: 10pt; FONT-FAMILY: times new roman">Interest expense</
width="1%">
style="TEXT-ALIGN: left"><font style="DISPLAY: inline; FONT-SIZE: 10pt; FONT-FAMILY: tim
width="9%" style="TEXT-ALIGN: right"><font style="DISPLAY: inline; FONT-SIZE: 10pt; FON
nowrap="nowrap" valign="bottom" width="1%" style="TEXT-ALIGN: left"><font style="DISPLA
roman"> </td><td valign="bottom" width="1%">
roman"> </td><td valign="bottom" width="1%" st
times new roman"> </td><td valign="bottom" wid
FONT-FAMILY: times new roman">-</td><td nowrap="nowrap"
FONT-SIZE: 10pt; FONT-FAMILY: times new roman"> </td><td

FONT-FAMILY: times new roman"> </td><td valign=
10pt; FONT-FAMILY: times new roman"> </td><td

FONT-SIZE: 10pt; FONT-FAMILY: times new roman">1</td><td

style="DISPLAY: inline; FONT-SIZE: 10pt; FONT-FAMILY: times new roman">
inline; FONT-SIZE: 10pt; FONT-FAMILY: times new roman"> </td><td

style="DISPLAY: inline; FONT-SIZE: 10pt; FONT-FAMILY: times new roman">
right">

style="TEXT-ALIGN: left"><font style="DISPLAY: inline; FONT-SIZE: 10pt; FONT-FAMILY: tim
<div style="DISPLAY: block; TEXT-INDENT: 0pt">
</div>
<div style="DIS
align="left"><font style="DISPLAY: inline; FONT-SIZE: 10pt; FONT-FAMILY: Times New Roman
substantially similar products and services or an approximation thereof, but the purchasing
segment’s original cost. In that event, the elimination of the selling segment’
in reconciling items. Effectively all equity in earnings (losses) of investees was recorded
style="DISPLAY: block; TEXT-INDENT: 0pt">
</div><div style="DIS
align="left"><font style="DISPLAY: inline; FONT-SIZE: 10pt; FONT-FAMILY: Times New Roman
geographic areas based on the location to which its products, software or services are deliv
invoiced addresses of its licensees. Sales information by geographic area was as follows (in

roman"> </td> <td valign="bottom" width="1%">
roman"> </td> <td valign="bottom" width="1%" st
times new roman"> </td> <td valign="bottom" wid
FONT-FAMILY: times new roman">1,875</td> <td nowrap="now
inline; FONT-SIZE: 10pt; FONT-FAMILY: times new roman"> </td>
width="64%"> <div style="DISPLAY: block; MARGIN-LEFT: 0pt; TEXT-INDENT: 0
FONT-SIZE: 10pt; FONT-FAMILY: times new roman">Japan</div>
FONT-SIZE: 10pt; FONT-FAMILY: times new roman"> </td>
inline; FONT-SIZE: 10pt; FONT-FAMILY: times new roman"> </td>
style="DISPLAY: inline; FONT-SIZE: 10pt; FONT-FAMILY: times new roman">1,098<
style="TEXT-ALIGN: left"><font style="DISPLAY: inline; FONT-SIZE: 10pt; FONT-FAMIL
width="1%"><font style="DISPLAY: inline; FONT-SIZE: 10pt; FONT-FAMILY: times new roman"
style="TEXT-ALIGN: left"><font style="DISPLAY: inline; FONT-SIZE: 10pt; FONT-FAMIL
width="9%" style="TEXT-ALIGN: right"><font style="DISPLAY: inline; FONT-SIZE: 10pt; FON
nowrap="nowrap" valign="bottom" width="1%" style="TEXT-ALIGN: left"><font style="DISPLA
roman"> </td> <td valign="bottom" width="1%">
roman"> </td> <td valign="bottom" width="1%" st
times new roman"> </td> <td valign="bottom" wid
FONT-FAMILY: times new roman">1,524</td> <td nowrap="now
inline; FONT-SIZE: 10pt; FONT-FAMILY: times new roman"> </td>
width="64%" style="PADDING-BOTTOM: 2px"> <div style="DISPLAY: block; MARG
style="DISPLAY: inline; FONT-SIZE: 10pt; FONT-FAMILY: times new roman">Other foreign</:
width="1%" style="PADDING-BOTTOM: 2px"><font style="DISPLAY: inline; FONT-SIZE: 10pt; F
valign="bottom" width="1%" style="BORDER-BOTTOM: black 2px solid; TEXT-ALIGN: left"><fo
roman"> </td> <td valign="bottom" width="9%" st
FONT-SIZE: 10pt; FONT-FAMILY: times new roman">2,653<
width="1%" style="PADDING-BOTTOM: 2px; TEXT-ALIGN: left"><font style="DISPLAY: inline; 1
<td valign="bottom" width="1%" style="PADDING-BOTTOM: 2px"><font style="DISPL
roman"> </td> <td valign="bottom" width="1%" st
FONT-SIZE: 10pt; FONT-FAMILY: times new roman"> </td>
TEXT-ALIGN: right"><font style="DISPLAY: inline; FONT-SIZE: 10pt; FONT-FAMILY: times ne
<td nowrap="nowrap" valign="bottom" width="1%" style="PADDING-BOTTOM: 2px; TEXT-ALIGN
times new roman"> </td> <td valign="bottom" wid
FONT-FAMILY: times new roman"> </td> <td valign=
style="DISPLAY: inline; FONT-SIZE: 10pt; FONT-FAMILY: times new roman"> </font
black 2px solid; TEXT-ALIGN: right"><font style="DISPLAY: inline; FONT-SIZE: 10pt; FONT
inline">1,527</td> <td nowrap="nowrap" vali
style="DISPLAY: inline; FONT-SIZE: 10pt; FONT-FAMILY: times new roman"> </font
width="64%" style="PADDING-BOTTOM: 4px"><font style="DISPLAY: inline; FONT-SIZE: 10pt; 1
valign="bottom" width="1%" style="PADDING-BOTTOM: 4px"><font style="DISPLAY: inline; FO
<td valign="bottom" width="1%" style="BORDER-BOTTOM: black 4px double; TEXT-ALIGN: le
times new roman">\$</td> <td valign="bottom" width="9%" st
inline; FONT-SIZE: 10pt; FONT-FAMILY: times new roman">
valign="bottom" width="1%" style="PADDING-BOTTOM: 4px; TEXT-ALIGN: left"><font style="D
roman"> </td> <td valign="bottom" width="1%" st
times new roman"> </td> <td valign="bottom" wid
style="DISPLAY: inline; FONT-SIZE: 10pt; FONT-FAMILY: times new roman">\$</td
4px double; TEXT-ALIGN: right"><font style="DISPLAY: inline; FONT-SIZE: 10pt; FONT-FAMI
inline">11,142</td> <td nowrap="nowrap" val
style="DISPLAY: inline; FONT-SIZE: 10pt; FONT-FAMILY: times new roman"> </font
4px"> <
style="BORDER-BOTTOM: black 4px double; TEXT-ALIGN: left"><font style="DISPLAY: inline;
<td valign="bottom" width="9%" style="BORDER-BOTTOM: black 4px double; TEXT-ALIGN: right
times new roman">8,871</td> <td
4px; TEXT-ALIGN: left"><font style="DISPLAY: inline; FONT-SIZE: 10pt; FONT-FAMILY: time

</div></us-gaap:SegmentReportingDisclosureTextBlock>

<!--Net unrealized gains on other marketable securities and derivative instruments, net of :
<qcom:NetUnrealizedLossesOnOtherMarketableSecuritiesAndDerivativeInstrumentsNetOfIncomeTax :
<!--Net unrealized gains on other marketable securities and derivative instruments, net of :
<qcom:NetUnrealizedLossesOnOtherMarketableSecuritiesAndDerivativeInstrumentsNetOfIncomeTax :
<!--Net unrealized gains on other marketable securities and derivative instruments, net of :
<qcom:NetUnrealizedLossesOnOtherMarketableSecuritiesAndDerivativeInstrumentsNetOfIncomeTax :
<!--Net unrealized gains on other marketable securities and derivative instruments, net of :
<qcom:NetUnrealizedLossesOnOtherMarketableSecuritiesAndDerivativeInstrumentsNetOfIncomeTax :
<!--Net unrealized gains on other marketable securities and derivative instruments, net of :
<qcom:NetUnrealizedLossesOnOtherMarketableSecuritiesAndDerivativeInstrumentsNetOfIncomeTax :

<!--Share-based compensation - Common Stock Shares- Common Stock + Share-based compensation
<us-gaap:AdjustmentsToAdditionalPaidInCapitalSharebasedCompensationRequisiteServicePeriodRe
<!--Share-based compensation - Common Stock Shares- Common Stock + Share-based compensation
<us-gaap:AdjustmentsToAdditionalPaidInCapitalSharebasedCompensationRequisiteServicePeriodRe
<!--Share-based compensation - Common Stock Shares- Common Stock + Share-based compensation
<us-gaap:AdjustmentsToAdditionalPaidInCapitalSharebasedCompensationRequisiteServicePeriodRe
<!--Share-based compensation - Paid-In Capital- Paid-In Capital + Share-based compensation
<us-gaap:AdjustmentsToAdditionalPaidInCapitalSharebasedCompensationRequisiteServicePeriodRe
<!--Share-based compensation - Paid-In Capital- Paid-In Capital + Share-based compensation
<us-gaap:AdjustmentsToAdditionalPaidInCapitalSharebasedCompensationRequisiteServicePeriodRe
<!--Share-based compensation - Retained Earnings- Retained Earnings + Share-based compensat
<us-gaap:AdjustmentsToAdditionalPaidInCapitalSharebasedCompensationRequisiteServicePeriodRe
<!--Share-based compensation - Retained Earnings- Retained Earnings + Share-based compensat
<us-gaap:AdjustmentsToAdditionalPaidInCapitalSharebasedCompensationRequisiteServicePeriodRe
<!--Share-based compensation - Retained Earnings- Retained Earnings + Share-based compensat
<us-gaap:AdjustmentsToAdditionalPaidInCapitalSharebasedCompensationRequisiteServicePeriodRe
<!--Share-based compensation - Accumulated Other Comprehensive Income (Loss)- Accumulated O
<us-gaap:AdjustmentsToAdditionalPaidInCapitalSharebasedCompensationRequisiteServicePeriodRe
<!--Share-based compensation - Accumulated Other Comprehensive Income (Loss)- Accumulated O
<us-gaap:AdjustmentsToAdditionalPaidInCapitalSharebasedCompensationRequisiteServicePeriodRe
<!--Share-based compensation - Total Stockholders' Equity + Share-based compensation - Total
<us-gaap:AdjustmentsToAdditionalPaidInCapitalSharebasedCompensationRequisiteServicePeriodRe
<!--Share-based compensation - Total Stockholders' Equity + Share-based compensation - Total
<us-gaap:AdjustmentsToAdditionalPaidInCapitalSharebasedCompensationRequisiteServicePeriodRe
<!--Share-based compensation - Total Stockholders' Equity + Share-based compensation - Total
<us-gaap:AdjustmentsToAdditionalPaidInCapitalSharebasedCompensationRequisiteServicePeriodRe
<!--Issuance for Employee Stock Purchase and Executive Retirement Plans - Common Stock Share
<qcom:IssuanceForEmployeeStockPurchaseAndExecutiveRetirementPlansShares unitRef="u002" decir
<!--Issuance for Employee Stock Purchase and Executive Retirement Plans - Common Stock Share
<qcom:IssuanceForEmployeeStockPurchaseAndExecutiveRetirementPlansShares unitRef="u002" decir
<!--Issuance for Employee Stock Purchase and Executive Retirement Plans - Common Stock Share
<qcom:IssuanceForEmployeeStockPurchaseAndExecutiveRetirementPlansShares unitRef="u002" decir
<!--Effect of exchange rate changes on cash-->
<us-gaap:EffectOfExchangeRateOnCashAndCashEquivalents unitRef="u000" decimals="-6" contextRe
<!--Effect of exchange rate changes on cash-->
<us-gaap:EffectOfExchangeRateOnCashAndCashEquivalents unitRef="u000" decimals="-6" contextRe
<!--Effect of exchange rate changes on cash-->
<us-gaap:EffectOfExchangeRateOnCashAndCashEquivalents unitRef="u000" decimals="-6" contextRe
<!--Net cash used by investing activities-->
<us-gaap:NetCashProvidedByUsedInInvestingActivities unitRef="u000" decimals="-6" contextRef:
<!--Net cash used by investing activities-->
<us-gaap:NetCashProvidedByUsedInInvestingActivities unitRef="u000" decimals="-6" contextRef:
<!--Net cash used by investing activities-->
<us-gaap:NetCashProvidedByUsedInInvestingActivities unitRef="u000" decimals="-6" contextRef:
<!--Trade accounts payable-->
<us-gaap:IncreaseDecreaseInAccountsPayableTrade unitRef="u000" decimals="-6" contextRef="c0
<!--Trade accounts payable-->
<us-gaap:IncreaseDecreaseInAccountsPayableTrade unitRef="u000" decimals="-6" contextRef="c0
<!--Trade accounts payable-->
<us-gaap:IncreaseDecreaseInAccountsPayableTrade unitRef="u000" decimals="-6" contextRef="c0
<!--Non-cash portion of interest and dividend income-->
<us-gaap:OtherNoncashIncome unitRef="u000" decimals="-6" contextRef="c00015">-68000000</us-
<!--Non-cash portion of interest and dividend income-->
<us-gaap:OtherNoncashIncome unitRef="u000" decimals="-6" contextRef="c00025">-26000000</us-
<!--Non-cash portion of interest and dividend income-->
<us-gaap:OtherNoncashIncome unitRef="u000" decimals="-6" contextRef="c00020">-22000000</us-
<!--Litigation settlement, patent license and other related items (Note 9)-->
<qcom:LitigationExpense unitRef="u000" decimals="-6" contextRef="c00015">783000000</qcom:Lit
<!--Litigation settlement, patent license and other related items (Note 9)-->
<qcom:LitigationExpense unitRef="u000" decimals="-6" contextRef="c00025">0</qcom:Litigation
<!--Litigation settlement, patent license and other related items (Note 9)-->
<qcom:LitigationExpense unitRef="u000" decimals="-6" contextRef="c00020">0</qcom:Litigation
<!--Selling, general and administrative-->


```

<!--Income taxes payable-->
<us-gaap:LiabilityForUncertainTaxPositionsNoncurrent unitRef="u000" decimals="-6" contextRe:
<!--Income taxes payable-->
<us-gaap:LiabilityForUncertainTaxPositionsNoncurrent unitRef="u000" decimals="-6" contextRe:
<!--Other current liabilities-->
<us-gaap:OtherLiabilitiesCurrent unitRef="u000" decimals="-6" contextRef="c00030">1256000000
<!--Other current liabilities-->
<us-gaap:OtherLiabilitiesCurrent unitRef="u000" decimals="-6" contextRef="c00010">1070000000
<!--Other assets-->
<us-gaap:OtherAssetsNoncurrent unitRef="u000" decimals="-6" contextRef="c00030">415000000</i
<!--Other assets-->
<us-gaap:OtherAssetsNoncurrent unitRef="u000" decimals="-6" contextRef="c00010">369000000</i
<!--Deferred tax assets-->
<us-gaap:DeferredTaxAssetsNetNoncurrent unitRef="u000" decimals="-6" contextRef="c00030">84:
<!--Deferred tax assets-->
<us-gaap:DeferredTaxAssetsNetNoncurrent unitRef="u000" decimals="-6" contextRef="c00010">83(
<!--Note 6 - Income Taxes-->
<us-gaap:IncomeTaxDisclosureTextBlock contextRef="c00015">&lt;div&gt;          &lt;td style="f
roman"&gt;&#160;&lt;/font&gt;&lt;/td&gt;          &lt;td align="right" valign="bottom"
&lt;td valign="bottom" width="9%" style="BORDER-BOTTOM: black 2px solid; TEXT-ALIGN: right"&gt;
inline; FONT-SIZE: 10pt; FONT-FAMILY: times new roman"&gt;(47&lt;/font&gt;&lt;/td&gt;
valign="bottom" width="1%" style="BORDER-BOTTOM: black 2px solid; TEXT-ALIGN: left"&gt;&lt;fo
primarily of foreign withholding taxes on royalty income included in United States earnings
2px solid; TEXT-ALIGN: left"&gt;&lt;font style="DISPLAY: inline; FONT-SIZE: 10pt; FONT-FAMILY
roman"&gt;2009&lt;/font&gt;&lt;/div&gt;          &lt;/td&gt;          &lt;td nowrap="no
width="1%"&gt;&lt;font style="DISPLAY: inline; FONT-SIZE: 10pt; FONT-FAMILY: times new roma
roman"&gt;&#160;&lt;/font&gt;&lt;/td&gt;          &lt;td align="right" valign="bottom"
FONT-FAMILY: times new roman"&gt;&#160;&lt;/font&gt;&lt;/td&gt;          &lt;td valign=
ALIGN: right"&gt;&lt;font style="DISPLAY: inline; FONT-SIZE: 10pt; FONT-FAMILY: times new roma
&lt;/td&gt;          &lt;td nowrap="nowrap" valign="bottom" style="PADDING-BOTTOM: 2px; TE
new roman"&gt;&#160;&lt;/font&gt;&lt;/td&gt;          &lt;td valign="bottom" width="9%
valign="bottom" width="1%" style="TEXT-ALIGN: left"&gt;&lt;font style="DISPLAY: inline; FONT-:
FAMILY: times new roman"&gt;&#160;&lt;/font&gt;&lt;/td&gt;          &lt;td valign="bot
&lt;td valign="bottom" width="76%"&gt;&lt;font style="DISPLAY: inline; FONT-SIZE: 10pt; FONT-:
roman"&gt;&#160;&lt;/font&gt;&lt;/td&gt;          &lt;td valign="bottom" width="1%" st
FAMILY: times new roman"&gt;1,118&lt;/font&gt;&lt;/td&gt;          &lt;td nowrap="nowrap"
black 2px solid; TEXT-ALIGN: left"&gt;&lt;font style="DISPLAY: inline; FONT-SIZE: 10pt; FONT-:
carryforwards and its state income tax credits to expire unused.&lt;/font&gt;&lt;/div&gt;
style="TEXT-ALIGN: left"&gt;&lt;font style="DISPLAY: inline; FONT-SIZE: 10pt; FONT-FAMILY: ti
roman"&gt;&#160;&lt;/font&gt;&lt;/td&gt;          &lt;td valign="bottom" width="1%" st
<!--Cash received for partial settlement of investment receivables-->
<us-gaap:ProceedsFromCollectionOfOtherReceivables unitRef="u000" decimals="-6" contextRef="c
<!--Cash received for partial settlement of investment receivables-->
<us-gaap:ProceedsFromCollectionOfOtherReceivables unitRef="u000" decimals="-6" contextRef="c
<!--Cash received for partial settlement of investment receivables-->
<us-gaap:ProceedsFromCollectionOfOtherReceivables unitRef="u000" decimals="-6" contextRef="c
<!--Common stock, shares authorized-->
<us-gaap:CommonStockSharesAuthorized unitRef="u002" decimals="-6" contextRef="c00030">60000(
<!--Common stock, shares authorized-->
<us-gaap:CommonStockSharesAuthorized unitRef="u002" decimals="-6" contextRef="c00010">60000(
<!--Common stock, par value-->
<us-gaap:CommonStockParOrStatedValuePerShare unitRef="u001" decimals="4" contextRef="c00030'
<!--Common stock, par value-->
<us-gaap:CommonStockParOrStatedValuePerShare unitRef="u001" decimals="4" contextRef="c00010'
<!--Retained earnings-->
<us-gaap:RetainedEarningsAccumulatedDeficit unitRef="u000" decimals="-6" contextRef="c00030'
<!--Retained earnings-->
<us-gaap:RetainedEarningsAccumulatedDeficit unitRef="u000" decimals="-6" contextRef="c00010'
<!--Note 11 - Acquisitions-->
<us-gaap:BusinessCombinationDisclosureTextBlock contextRef="c00015">&lt;div&gt;          &lt;d:
<!--Note 7 - Capital Stock-->
<us-gaap:StockholdersEquityNoteDisclosureTextBlock contextRef="c00015">&lt;div&gt;          &lt;
roman"&gt;&#160;&lt;/font&gt;&lt;/td&gt;          &lt;td colspan="6" valign="bottom" st
SIZE: 10pt; FONT-FAMILY: times new roman"&gt;&#160;&lt;/font&gt;&lt;/td&gt;          &
nowrap="nowrap" valign="bottom" width="1%" style="TEXT-ALIGN: left"&gt;&lt;font style="DISPLA
FAMILY: times new roman"&gt;&#160;&lt;/font&gt;&lt;/td&gt;          &lt;td valign="bot
TEXT-ALIGN: right"&gt;&lt;font style="DISPLAY: inline; FONT-SIZE: 10pt; FONT-FAMILY: times ne

```

roman">862</p>
<!--Cumulative effect of adoption (Note 3) - Common Stock Shares- Common Stock-->
<us-gaap:CumulativeEffectOfInitialAdoptionOfNewAccountingPrinciple unitRef="u000" decimals="
<!--Cumulative effect of adoption (Note 3) - Paid-In Capital- Paid-In Capital-->
<us-gaap:CumulativeEffectOfInitialAdoptionOfNewAccountingPrinciple unitRef="u000" decimals="
<!--Cumulative effect of adoption (Note 3) - Retained Earnings- Retained Earnings-->
<us-gaap:CumulativeEffectOfInitialAdoptionOfNewAccountingPrinciple unitRef="u000" decimals="
<!--Cumulative effect of adoption (Note 3) - Accumulated Other Comprehensive Income (Loss)-
<us-gaap:CumulativeEffectOfInitialAdoptionOfNewAccountingPrinciple unitRef="u000" decimals="
<!--Cumulative effect of adoption (Note 3) - Total Stockholders' Equity-->
<us-gaap:CumulativeEffectOfInitialAdoptionOfNewAccountingPrinciple unitRef="u000" decimals="
<!--Exercise of stock options - Paid-In Capital- Paid-In Capital + Exercise of stock option:
<qcom:ExerciseOfStockOptionsParValue unitRef="u000" decimals="-6" contextRef="c00022">477000
<!--Exercise of stock options - Paid-In Capital- Paid-In Capital + Exercise of stock options:
<qcom:ExerciseOfStockOptionsParValue unitRef="u000" decimals="-6" contextRef="c00027">107000
<!--Exercise of stock options - Paid-In Capital- Paid-In Capital + Exercise of stock option:
<qcom:ExerciseOfStockOptionsParValue unitRef="u000" decimals="-6" contextRef="c00017">534000
<!--Exercise of stock options - Retained Earnings- Retained Earnings + Exercise of stock opt
<qcom:ExerciseOfStockOptionsParValue unitRef="u000" decimals="-6" contextRef="c00023">0</qcom:
<!--Exercise of stock options - Retained Earnings- Retained Earnings + Exercise of stock opt
<qcom:ExerciseOfStockOptionsParValue unitRef="u000" decimals="-6" contextRef="c00028">0</qcom:
<!--Exercise of stock options - Retained Earnings- Retained Earnings + Exercise of stock opt
<qcom:ExerciseOfStockOptionsParValue unitRef="u000" decimals="-6" contextRef="c00018">0</qcom:
<!--Exercise of stock options - Accumulated Other Comprehensive Income (Loss)- Accumulated (
<qcom:ExerciseOfStockOptionsParValue unitRef="u000" decimals="-6" contextRef="c00024">0</qcom:
<!--Exercise of stock options - Accumulated Other Comprehensive Income (Loss)- Accumulated (
<qcom:ExerciseOfStockOptionsParValue unitRef="u000" decimals="-6" contextRef="c00029">0</qcom:
<!--Exercise of stock options - Accumulated Other Comprehensive Income (Loss)- Accumulated (
<qcom:ExerciseOfStockOptionsParValue unitRef="u000" decimals="-6" contextRef="c00019">0</qcom:
<!--Exercise of stock options - Total Stockholders' Equity + Exercise of stock options - Tot
<qcom:ExerciseOfStockOptionsParValue unitRef="u000" decimals="-6" contextRef="c00020">477000
<!--Exercise of stock options - Total Stockholders' Equity + Exercise of stock options - Tot
<qcom:ExerciseOfStockOptionsParValue unitRef="u000" decimals="-6" contextRef="c00025">107000
<!--Exercise of stock options - Total Stockholders' Equity + Exercise of stock options - Tot
<qcom:ExerciseOfStockOptionsParValue unitRef="u000" decimals="-6" contextRef="c00015">534000
<!--Net income - Common Stock Shares- Common Stock + Net income - Common Stock Shares- Commu
<us-gaap:NetIncomeLoss unitRef="u000" decimals="-6" contextRef="c00021">0</us-gaap:NetIncome
<!--Net income - Common Stock Shares- Common Stock + Net income - Common Stock Shares- Commu
<us-gaap:NetIncomeLoss unitRef="u000" decimals="-6" contextRef="c00026">0</us-gaap:NetIncome
<!--Net income - Common Stock Shares- Common Stock + Net income - Common Stock Shares- Commu
<us-gaap:NetIncomeLoss unitRef="u000" decimals="-6" contextRef="c00016">0</us-gaap:NetIncome
<!--Net income - Paid-In Capital- Paid-In Capital + Net income - Paid-In Capital- Paid-In Ca
<us-gaap:NetIncomeLoss unitRef="u000" decimals="-6" contextRef="c00022">0</us-gaap:NetIncome
<!--Net income - Paid-In Capital- Paid-In Capital + Net income - Paid-In Capital- Paid-In Ca
<us-gaap:NetIncomeLoss unitRef="u000" decimals="-6" contextRef="c00027">0</us-gaap:NetIncome
<!--Net income - Paid-In Capital- Paid-In Capital + Net income - Paid-In Capital- Paid-In Ca
<us-gaap:NetIncomeLoss unitRef="u000" decimals="-6" contextRef="c00017">0</us-gaap:NetIncome
<!--Net income - Retained Earnings- Retained Earnings + Net income - Retained Earnings- Ret
<us-gaap:NetIncomeLoss unitRef="u000" decimals="-6" contextRef="c00023">3303000000</us-gaap:
<!--Net income - Retained Earnings- Retained Earnings + Net income - Retained Earnings- Ret
<us-gaap:NetIncomeLoss unitRef="u000" decimals="-6" contextRef="c00028">3160000000</us-gaap:
<!--Net income - Retained Earnings- Retained Earnings + Net income - Retained Earnings- Ret
<us-gaap:NetIncomeLoss unitRef="u000" decimals="-6" contextRef="c00018">1592000000</us-gaap:
<!--Net income - Accumulated Other Comprehensive Income (Loss)- Accumulated Other Comprehen
<us-gaap:NetIncomeLoss unitRef="u000" decimals="-6" contextRef="c00024">0</us-gaap:NetIncome
<!--Net income - Accumulated Other Comprehensive Income (Loss)- Accumulated Other Comprehen
<us-gaap:NetIncomeLoss unitRef="u000" decimals="-6" contextRef="c00029">0</us-gaap:NetIncome
<!--Net income - Accumulated Other Comprehensive Income (Loss)- Accumulated Other Comprehen
<us-gaap:NetIncomeLoss unitRef="u000" decimals="-6" contextRef="c00019">0</us-gaap:NetIncome
<!--Net income - Total Stockholders' Equity + Net income - Total Stockholders' Equity + Net
<us-gaap:NetIncomeLoss unitRef="u000" decimals="-6" contextRef="c00020">3303000000</us-gaap:
<!--Net income - Total Stockholders' Equity + Net income - Total Stockholders' Equity + Net
<us-gaap:NetIncomeLoss unitRef="u000" decimals="-6" contextRef="c00025">3160000000</us-gaap:
<!--Net income - Total Stockholders' Equity + Net income - Total Stockholders' Equity + Net
<us-gaap:NetIncomeLoss unitRef="u000" decimals="-6" contextRef="c00015">1592000000</us-gaap:
<!--Licensing and royalty fees-->
<qcom:LicensingAndRoyaltyFees unitRef="u000" decimals="-6" contextRef="c00015">3950000000</qcom:

```

<!--Licensing and royalty fees-->
<qcom:LicensingAndRoyaltyFees unitRef="u000" decimals="-6" contextRef="c00025">3982000000</q
<!--Licensing and royalty fees-->
<qcom:LicensingAndRoyaltyFees unitRef="u000" decimals="-6" contextRef="c00020">3106000000</q
<!--Dividends - Common Stock Shares- Common Stock + Dividends - Common Stock Shares- Common
<us-gaap:Dividends unitRef="u000" decimals="-6" contextRef="c00021">0</us-gaap:Dividends>
<!--Dividends - Common Stock Shares- Common Stock + Dividends - Common Stock Shares- Common
<us-gaap:Dividends unitRef="u000" decimals="-6" contextRef="c00026">0</us-gaap:Dividends>
<!--Dividends - Common Stock Shares- Common Stock + Dividends - Common Stock Shares- Common
<us-gaap:Dividends unitRef="u000" decimals="-6" contextRef="c00016">0</us-gaap:Dividends>
<!--Dividends - Paid-In Capital- Paid-In Capital + Dividends - Paid-In Capital- Paid-In Cap:
<us-gaap:Dividends unitRef="u000" decimals="-6" contextRef="c00022">0</us-gaap:Dividends>
<!--Dividends - Paid-In Capital- Paid-In Capital + Dividends - Paid-In Capital- Paid-In Cap:
<us-gaap:Dividends unitRef="u000" decimals="-6" contextRef="c00027">0</us-gaap:Dividends>
<!--Dividends - Paid-In Capital- Paid-In Capital + Dividends - Paid-In Capital- Paid-In Cap:
<us-gaap:Dividends unitRef="u000" decimals="-6" contextRef="c00017">0</us-gaap:Dividends>
<!--Dividends - Retained Earnings- Retained Earnings + Dividends - Retained Earnings- Retain
<us-gaap:Dividends unitRef="u000" decimals="-6" contextRef="c00023">-862000000</us-gaap:Div:
<!--Dividends - Retained Earnings- Retained Earnings + Dividends - Retained Earnings- Retain
<us-gaap:Dividends unitRef="u000" decimals="-6" contextRef="c00028">-982000000</us-gaap:Div:
<!--Dividends - Retained Earnings- Retained Earnings + Dividends - Retained Earnings- Retain
<us-gaap:Dividends unitRef="u000" decimals="-6" contextRef="c00018">-1093000000</us-gaap:Di:
<!--Dividends - Accumulated Other Comprehensive Income (Loss)- Accumulated Other Comprehen:
<us-gaap:Dividends unitRef="u000" decimals="-6" contextRef="c00024">0</us-gaap:Dividends>
<!--Dividends - Accumulated Other Comprehensive Income (Loss)- Accumulated Other Comprehen:
<us-gaap:Dividends unitRef="u000" decimals="-6" contextRef="c00029">0</us-gaap:Dividends>
<!--Dividends - Accumulated Other Comprehensive Income (Loss)- Accumulated Other Comprehen:
<us-gaap:Dividends unitRef="u000" decimals="-6" contextRef="c00019">0</us-gaap:Dividends>
<!--Dividends - Total Stockholders' Equity + Dividends - Total Stockholders' Equity + Divid:
<us-gaap:Dividends unitRef="u000" decimals="-6" contextRef="c00020">-862000000</us-gaap:Div:
<!--Dividends - Total Stockholders' Equity + Dividends - Total Stockholders' Equity + Divid:
<us-gaap:Dividends unitRef="u000" decimals="-6" contextRef="c00025">-982000000</us-gaap:Div:
<!--Dividends - Total Stockholders' Equity + Dividends - Total Stockholders' Equity + Divid:
<us-gaap:Dividends unitRef="u000" decimals="-6" contextRef="c00015">-1093000000</us-gaap:Di:
<!--Commitments and contingencies (Note 9)-->
<us-gaap:CommitmentsAndContingencies2009 xsi:nil="true" contextRef="c00015"/>
<!--Commitments and contingencies (Note 9)-->
<us-gaap:CommitmentsAndContingencies2009 xsi:nil="true" contextRef="c00025"/>
<!--Income before income taxes-->
<qcom:IncomeBeforeIncomeTaxes unitRef="u000" decimals="-6" contextRef="c00015">2076000000</q
<!--Income before income taxes-->
<qcom:IncomeBeforeIncomeTaxes unitRef="u000" decimals="-6" contextRef="c00025">3826000000</q
<!--Income before income taxes-->
<qcom:IncomeBeforeIncomeTaxes unitRef="u000" decimals="-6" contextRef="c00020">3626000000</q
<!--Total assets-->
<us-gaap:Assets unitRef="u000" decimals="-6" contextRef="c00030">27445000000</us-gaap:Asset:
<!--Total assets-->
<us-gaap:Assets unitRef="u000" decimals="-6" contextRef="c00010">24712000000</us-gaap:Asset:
<!--Note 4 - Composition of Certain Financial Statement Captions - Property, Plant and Equip
<us-gaap:PropertyPlantAndEquipmentDisclosureTextBlock contextRef="c00015">&lt;div&gt;
align="left"&gt;&lt;font style="DISPLAY: inline; FONT-SIZE: 10pt; FONT-FAMILY: times new roma
valign="bottom" width="1%" style="TEXT-ALIGN: left"&gt;&lt;font style="DISPLAY: inline; FONT-:
amortization&lt;/font&gt;&lt;/div&gt; &lt;/td&gt; &lt;td valign="bott
<!--Other comprehensive income, income tax benefits-->
<us-gaap:OtherComprehensiveIncomeLossTax unitRef="u000" decimals="-6" contextRef="c00015">0
<!--Other comprehensive income, income tax benefits-->
<us-gaap:OtherComprehensiveIncomeLossTax unitRef="u000" decimals="-6" contextRef="c00025">0
<!--Other comprehensive income, income tax benefits-->
<us-gaap:OtherComprehensiveIncomeLossTax unitRef="u000" decimals="-6" contextRef="c00020">-1
<!--Repurchase and retirement of common stock - Paid-In Capital- Paid-In Capital + Repurcha:
<us-gaap:StockRepurchasedAndRetiredDuringPeriodValue unitRef="u000" decimals="-6" contextRe:
<!--Repurchase and retirement of common stock - Paid-In Capital- Paid-In Capital + Repurcha:
<us-gaap:StockRepurchasedAndRetiredDuringPeriodValue unitRef="u000" decimals="-6" contextRe:
<!--Repurchase and retirement of common stock - Paid-In Capital- Paid-In Capital + Repurcha:
<us-gaap:StockRepurchasedAndRetiredDuringPeriodValue unitRef="u000" decimals="-6" contextRe:
<!--Repurchase and retirement of common stock - Retained Earnings- Retained Earnings + Repu:
<us-gaap:StockRepurchasedAndRetiredDuringPeriodValue unitRef="u000" decimals="-6" contextRe:

```

```

<!--Repurchase and retirement of common stock - Retained Earnings- Retained Earnings + Repu:
<us-gaap:StockRepurchasedAndRetiredDuringPeriodValue unitRef="u000" decimals="-6" contextRe:
<!--Repurchase and retirement of common stock - Retained Earnings- Retained Earnings + Repu:
<us-gaap:StockRepurchasedAndRetiredDuringPeriodValue unitRef="u000" decimals="-6" contextRe:
<!--Repurchase and retirement of common stock - Accumulated Other Comprehensive Income (Los:
<us-gaap:StockRepurchasedAndRetiredDuringPeriodValue unitRef="u000" decimals="-6" contextRe:
<!--Repurchase and retirement of common stock - Accumulated Other Comprehensive Income (Los:
<us-gaap:StockRepurchasedAndRetiredDuringPeriodValue unitRef="u000" decimals="-6" contextRe:
<!--Repurchase and retirement of common stock - Accumulated Other Comprehensive Income (Los:
<us-gaap:StockRepurchasedAndRetiredDuringPeriodValue unitRef="u000" decimals="-6" contextRe:
<!--Repurchase and retirement of common stock - Total Stockholders' Equity + Repurchase and
<us-gaap:StockRepurchasedAndRetiredDuringPeriodValue unitRef="u000" decimals="-6" contextRe:
<!--Repurchase and retirement of common stock - Total Stockholders' Equity + Repurchase and
<us-gaap:StockRepurchasedAndRetiredDuringPeriodValue unitRef="u000" decimals="-6" contextRe:
<!--Repurchase and retirement of common stock - Total Stockholders' Equity + Repurchase and
<us-gaap:StockRepurchasedAndRetiredDuringPeriodValue unitRef="u000" decimals="-6" contextRe:
<!--Capital expenditures-->
<us-gaap:PaymentsToAcquireProductiveAssets unitRef="u000" decimals="-6" contextRef="c00015":
<!--Capital expenditures-->
<us-gaap:PaymentsToAcquireProductiveAssets unitRef="u000" decimals="-6" contextRef="c00025":
<!--Capital expenditures-->
<us-gaap:PaymentsToAcquireProductiveAssets unitRef="u000" decimals="-6" contextRef="c00020":
<!--Unearned revenues-->
<us-gaap:IncreaseDecreaseInDeferredRevenue unitRef="u000" decimals="-6" contextRef="c00015":
<!--Unearned revenues-->
<us-gaap:IncreaseDecreaseInDeferredRevenue unitRef="u000" decimals="-6" contextRef="c00025":
<!--Unearned revenues-->
<us-gaap:IncreaseDecreaseInDeferredRevenue unitRef="u000" decimals="-6" contextRef="c00020":
<!--Total operating expenses-->
<qcom:TotalOperatingExpenses unitRef="u000" decimals="-6" contextRef="c00015">8190000000</q
<!--Total operating expenses-->
<qcom:TotalOperatingExpenses unitRef="u000" decimals="-6" contextRef="c00025">7412000000</q
<!--Total operating expenses-->
<qcom:TotalOperatingExpenses unitRef="u000" decimals="-6" contextRef="c00020">5988000000</q
<!--Equipment and services-->
<qcom:EquipmentAndServices unitRef="u000" decimals="-6" contextRef="c00015">6466000000</qcom
<!--Equipment and services-->
<qcom:EquipmentAndServices unitRef="u000" decimals="-6" contextRef="c00025">7160000000</qcom
<!--Equipment and services-->
<qcom:EquipmentAndServices unitRef="u000" decimals="-6" contextRef="c00020">5765000000</qcom
<!--Total liabilities and stockholders' equity-->
<us-gaap:LiabilitiesAndStockholdersEquity unitRef="u000" decimals="-6" contextRef="c00030">:
<!--Total liabilities and stockholders' equity-->
<us-gaap:LiabilitiesAndStockholdersEquity unitRef="u000" decimals="-6" contextRef="c00010">:
<!--Other intangible assets, net-->
<us-gaap:IntangibleAssetsNetExcludingGoodwill unitRef="u000" decimals="-6" contextRef="c000:
<!--Other intangible assets, net-->
<us-gaap:IntangibleAssetsNetExcludingGoodwill unitRef="u000" decimals="-6" contextRef="c000:
<!--Other current assets-->
<us-gaap:OtherAssetsCurrent unitRef="u000" decimals="-6" contextRef="c00030">199000000</us-
<!--Other current assets-->
<us-gaap:OtherAssetsCurrent unitRef="u000" decimals="-6" contextRef="c00010">464000000</us-
<!--Inventories-->
<us-gaap:InventoryNet unitRef="u000" decimals="-6" contextRef="c00030">453000000</us-gaap:In
<!--Inventories-->
<us-gaap:InventoryNet unitRef="u000" decimals="-6" contextRef="c00010">521000000</us-gaap:In
<!--Note 4 - Composition of Certain Financial Statement Captions-->
<qcom:CompositionOfCertainFinancialStatementCaptionsTextBlock contextRef="c00015">&lt;div&gt
FONT-SIZE: 10pt; FONT-FAMILY: Times New Roman"&gt;Note 4. Composition of Certain Financial St
TEXT-INDENT: 0pt"&gt;&lt;br /&gt;&lt;/div&gt; &lt;div style="DISPLAY: block; MARGIN-LEF
inline; FONT-WEIGHT: bold; FONT-SIZE: 10pt; FONT-STYLE: italic; FONT-FAMILY: Times New Roman":
block; TEXT-INDENT: 0pt"&gt;&lt;br /&gt;&lt;/div&gt; &lt;div align="left"&gt; &
FONT-FAMILY: times new roman; FONT-SIZE: 10pt; FONT-FAMILY: times new roman"&gt; &lt;tr&gt;
style="DISPLAY: inline; FONT-SIZE: 10pt; FONT-FAMILY: times new roman"&gt;&amp;#160; &lt;/fo
style="DISPLAY: inline; FONT-WEIGHT: bold; FONT-SIZE: 10pt; FONT-FAMILY: times new roman"&gt;;
style="BORDER-BOTTOM: black 2px solid"&gt; &lt;div style="DISPLAY: block; MARGIN
style="DISPLAY: inline; FONT-WEIGHT: bold; FONT-SIZE: 10pt; FONT-FAMILY: times new roman"&gt;;

```

2009</div> </td> <td nowrap=" style="DISPLAY: inline; FONT-WEIGHT: bold; FONT-SIZE: 10pt; FONT-FAMILY: times new roman"> </td>
 style="PADDING-BOTTOM: 2px"></td> <td colspan="2" valign="bottom" style="BORDER-BOTTOM: black 2px solid"> </td>
 MARGIN-RIGHT: 0pt" align="center"></td> <td colspan="2" style="BORDER-BOTTOM: black 2px solid"> </td>
 inline">September 28, 2008</div> </td>
 left"></td> <td colspan="2" style="BORDER-BOTTOM: black 2px solid"> </td>
 valign="bottom"></td> <td colspan="2" style="BORDER-BOTTOM: black 2px solid"> </td>
 style="DISPLAY: inline; FONT-WEIGHT: bold; FONT-SIZE: 10pt; FONT-FAMILY: times new roman"> </td>
 </div style="DISPLAY: block; MARGIN-LEFT: 0pt; TEXT-INDENT: 0pt; MARGIN-RIGHT: 0pt </div>
 FONT-SIZE: 10pt; FONT-FAMILY: times new roman">(In millions)</div>
 style="TEXT-ALIGN: left"></td> <td colspan="2" style="BORDER-BOTTOM: black 2px solid"> </td>
 </tr></tr bgcolor="#cceeef"> </td align="left" valign="bottom" width=" </td>
 TEXT-INDENT: -9pt; MARGIN-RIGHT: 0pt" align="left"></td> <td colspan="2" style="BORDER-BOTTOM: black 2px solid"> </td>
 doubtful accounts of \$4 and \$38, respectively</div> </td>
 FONT-SIZE: 10pt; FONT-FAMILY: times new roman"> </td>
 inline; FONT-SIZE: 10pt; FONT-FAMILY: times new roman">\$</td>
 style="DISPLAY: inline; FONT-SIZE: 10pt; FONT-FAMILY: times new roman">639</td>
 style="TEXT-ALIGN: left"></td> <td colspan="2" style="BORDER-BOTTOM: black 2px solid"> </td>
 width="1%"></td> <td colspan="2" style="BORDER-BOTTOM: black 2px solid"> </td>
 style="TEXT-ALIGN: left"></td> <td colspan="2" style="BORDER-BOTTOM: black 2px solid"> </td>
 width="9%" style="TEXT-ALIGN: right"></td> <td colspan="2" style="BORDER-BOTTOM: black 2px solid"> </td>
 nowrap="nowrap" valign="bottom" width="1%" style="TEXT-ALIGN: left"></td> <td colspan="2" style="BORDER-BOTTOM: black 2px solid"> </td>
 roman"> </td> </tr></tr bgcolor="white"> </td>
 block; MARGIN-LEFT: 9pt; TEXT-INDENT: -9pt; MARGIN-RIGHT: 0pt" align="left"></td> <td colspan="2" style="BORDER-BOTTOM: black 2px solid"> </td>
 roman">Long-term contracts</div> </td>
 FONT-FAMILY: times new roman"> </td> </td> <td align=" </td>
 10pt; FONT-FAMILY: times new roman"> </td> </td> <td align=" </td>
 FONT-SIZE: 10pt; FONT-FAMILY: times new roman">&</td> </td> <td align=" </td>
 style="DISPLAY: inline; FONT-SIZE: 10pt; FONT-FAMILY: times new roman"> </td>
 inline; FONT-SIZE: 10pt; FONT-FAMILY: times new roman"> </td> </td>
 style="DISPLAY: inline; FONT-SIZE: 10pt; FONT-FAMILY: times new roman"> </td>
 right"></td> <td colspan="2" style="BORDER-BOTTOM: black 2px solid"> </td>
 style="TEXT-ALIGN: left"></td> <td colspan="2" style="BORDER-BOTTOM: black 2px solid"> </td>
 bgcolor="#cceeef"> </td> <td align="left" valign="bottom" width="76%"> </td>
 MARGIN-RIGHT: 0pt" align="left"></td> <td colspan="2" style="BORDER-BOTTOM: black 2px solid"> </td>
 </td> <td align="bottom" width="1%"></td> <td align="bottom" width="1%"> </td>
 </td align="bottom" width="1%" style="TEXT-ALIGN: left"></td> <td align="bottom" width="1%"> </td>
 </td align="bottom" width="9%" style="TEXT-ALIGN: right"></td> <td align="bottom" width="1%"> </td>
 </td nowrap="nowrap" valign="bottom" width="1%" style="TEXT-ALIGN: left"> </td> <td align="bottom" width="1%"> </td>
 roman"> </td> </td align="bottom" width="1%"> </td>
 roman"> </td> </td align="bottom" width="1%"> </td>
 times new roman"> </td> </td align="bottom" width="1%"> </td>
 FONT-FAMILY: times new roman">412</td> </td> <td align="bottom" width=" </td>
 inline; FONT-SIZE: 10pt; FONT-FAMILY: times new roman"> </td> </td>
 width="76%" style="PADDING-BOTTOM: 2px"> </div style="DISPLAY: block; MARG </td>
 style="DISPLAY: inline; FONT-SIZE: 10pt; FONT-FAMILY: times new roman">Other</td> </td>
 style="PADDING-BOTTOM: 2px"></td> <td colspan="2" style="BORDER-BOTTOM: black 2px solid"> </td>
 width="1%" style="BORDER-BOTTOM: black 2px solid; TEXT-ALIGN: left"></td> <td align="bottom" width="9%"> </td>
 roman"> </td> </td align="bottom" width="9%"> </td>
 FONT-SIZE: 10pt; FONT-FAMILY: times new roman"> </td>
 style="PADDING-BOTTOM: 2px; TEXT-ALIGN: left"></td> <td align="bottom" width="1%"> </td>
 valign="bottom" width="1%" style="BORDER-BOTTOM: black 2px solid; TEXT-ALIGN: left </td>
 times new roman"> </td> </td align="bottom" width=" </td>
 style="DISPLAY: inline; FONT-SIZE: 10pt; FONT-FAMILY: times new roman"> </td>
 valign="bottom" width="1%" style="PADDING-BOTTOM: 2px; TEXT-ALIGN: left"></td> </td>
 roman"> </td> </tr></tr bgcolor="#cceeef"> </td>
 inline; FONT-SIZE: 10pt; FONT-FAMILY: times new roman"> </td>
 style="DISPLAY: inline; FONT-SIZE: 10pt; FONT-FAMILY: times new roman"> </td>
 black 4px double; TEXT-ALIGN: left"></td> <td colspan="2" style="BORDER-BOTTOM: black 4px double; TEXT-ALIGN: right"></td>
 roman">ʼ</td> </td> <td align=" </td>
 TEXT-ALIGN: left"></td> <td colspan="2" style="BORDER-BOTTOM: black 4px double"> </td>
 style="PADDING-BOTTOM: 4px"></td> <td align="bottom" width="1%"> </td>
 width="1%" style="BORDER-BOTTOM: black 4px double; TEXT-ALIGN: left"></td> <td align="bottom" width="9%" style="BORDI </td>

TEXT-ALIGN: right"><font style="DISPLAY: inline; FONT-SIZE: 10pt; FONT-FAMILY: times new
<td nowrap="nowrap" valign="bottom" width="1%" style="PADDING-BOTTOM: 2px; TEXT-ALIGN: .
times new roman"> </td><tr bgcolor="w
style="DISPLAY: inline; FONT-SIZE: 10pt; FONT-FAMILY: times new roman"> </fo
4px"> </fo
style="BORDER-BOTTOM: black 4px double; TEXT-ALIGN: left"><font style="DISPLAY: inline;
<td valign="bottom" width="9%" style="BORDER-BOTTOM: black 4px double; TEXT-ALIGN: right
times new roman">453</td>
TEXT-ALIGN: left"><font style="DISPLAY: inline; FONT-SIZE: 10pt; FONT-FAMILY: times new
style="PADDING-BOTTOM: 4px"><font style="DISPLAY: inline; FONT-SIZE: 10pt; FONT-FAMILY:
width="1%" style="BORDER-BOTTOM: black 4px double; TEXT-ALIGN: left"><font style="DISPL
roman">§</td><td valign="bottom" width="9%" style="BORDI
FONT-SIZE: 10pt; FONT-FAMILY: times new roman">521</td>
width="1%" style="PADDING-BOTTOM: 4px; TEXT-ALIGN: left"><font style="DISPLAY: inline; l
</tr></table><div style="DISPLAY: block; TEXT-IND
TEXT-INDENT: 18pt; MARGIN-RIGHT: 0pt" align="left"><font style="DISPLAY: inline; FONT-W
New Roman">Property, Plant and Equipment.</div><div style="D
<table cellpadding="0" cellspacing="0" width="100%" style="FONT-SIZE: 10pt; FONT-FAMILY: t
<tr><td valign="bottom" style="PADDING-BOTTOM: 2px"><font style="l
</td><td valign="bottom" style="PADDING-BOTTOM: 2px"><f
new roman"> </td><td colspan="2" valign="botto
MARGIN-LEFT: 0pt; TEXT-INDENT: 0pt; MARGIN-RIGHT: 0pt" align="center"><font style="DISP
new roman">September 27, 2009</td>
style="PADDING-BOTTOM: 2px; TEXT-ALIGN: left"><font style="DISPLAY: inline; FONT-WEIGHT
roman"> </td><td valign="bottom" style="PADDIN
FONT-FAMILY: times new roman"> </td><td colspa
style="DISPLAY: block; MARGIN-LEFT: 0pt; TEXT-INDENT: 0pt; MARGIN-RIGHT: 0pt" align="center"&
10pt; FONT-FAMILY: times new roman">September .
nowrap="nowrap" valign="bottom" style="PADDING-BOTTOM: 2px; TEXT-ALIGN: left"><font sty
times new roman"> </td><tr><tr><tr>
roman"> </td><td colspan="6" valign="bottom">
roman"> </td><td colspan="6" valign="bottom">
MARGIN-RIGHT: 0pt" align="center"><font style="DISPLAY: inline; FONT-WEIGHT: bold; FONT-
</td><td colspan="6" nowrap="nowrap" valign="bottom" style="TEXT-ALIGN:
FONT-FAMILY: times new roman"> </td><tr><tr>
FONT-FAMILY: times new roman"> </td><td colspan="2" valign="bottom">
roman"> </td><td colspan="2" nowrap="nowrap" valign="botto
roman"> </td><td colspan="2" nowrap="nowrap" valign="botto
FONT-FAMILY: times new roman"> </td><tr><tr>
<div style="DISPLAY: block; MARGIN-LEFT: 9pt; TEXT-INDENT: -9pt; MARGIN-RIGHT: 0pt" align
times new roman">Land</div><td
times new roman"> </td><td colspan="2" valign="bottom" wid
FONT-FAMILY: times new roman">§</td><td colspan="2" valign="bottom"
10pt; FONT-FAMILY: times new roman">187</td><td colspan="2" nowrap=
inline; FONT-SIZE: 10pt; FONT-FAMILY: times new roman"> </td><tr>
10pt; FONT-FAMILY: times new roman"> </td><td colspan="2" nowrap="now
FONT-SIZE: 10pt; FONT-FAMILY: times new roman">§</td><td colspan="2"
inline; FONT-SIZE: 10pt; FONT-FAMILY: times new roman">183</td><tr>
left">
align="left" valign="bottom" width="76%"><div style="DISPLAY: block; MARG
align="left"><font style="DISPLAY: inline; FONT-SIZE: 10pt; FONT-FAMILY: times new roma
<td colspan="2" valign="bottom" width="1%"><font style="DISPLAY: inline; FONT-SIZE: 10pt; FON
valign="bottom" width="1%" style="TEXT-ALIGN: left"><font style="DISPLAY: inline; FONT-
<td colspan="2" valign="bottom" width="9%" style="TEXT-ALIGN: right"><font style="DISPLAY: inl
<td colspan="2" nowrap="nowrap" valign="bottom" width="1%" style="TEXT-ALIGN: left"><font
roman"> </td><td colspan="2" valign="bottom" width="1%">
roman"> </td><td colspan="2" valign="bottom" width="1%" st
times new roman"> </td><td colspan="2" valign="bottom" wid
FONT-FAMILY: times new roman">1,262</td><td colspan="2" nowrap="now
inline; FONT-SIZE: 10pt; FONT-FAMILY: times new roman"> </td><tr>
width="76%"><div style="DISPLAY: block; MARGIN-LEFT: 9pt; TEXT-INDENT: -
FONT-SIZE: 10pt; FONT-FAMILY: times new roman">Computer equipment and software
width="1%"><font style="DISPLAY: inline; FONT-SIZE: 10pt; FONT-FAMILY: times new roman"

valign="bottom" width="9%" style="BORDER-BOTTOM: black 2px solid; TEXT-ALIGN: right"><f
roman">(2,081</font</font</td<
TEXT-ALIGN: left"><font style="DISPLAY: inline; FONT-SIZE: 10pt; FONT-FAMILY: times new
style="PADDING-BOTTOM: 2px"><font style="DISPLAY: inline; FONT-SIZE: 10pt; FONT-FAMILY:
width="1%" style="BORDER-BOTTOM: black 2px solid; TEXT-ALIGN: left"><font style="DISPLA
roman"> </font</td< <td valign="bottom" width="9%" st
FONT-SIZE: 10pt; FONT-FAMILY: times new roman">(1,689&
width="1%" style="PADDING-BOTTOM: 2px; TEXT-ALIGN: left"><font style="DISPLAY: inline; 1
</tr</tr bgcolor="white"> <td valign="bottom" width="76%" style="P
times new roman"> </font</td< <td valign="bottom" w
FONT-FAMILY: times new roman"> </font</td< <td valign=
style="DISPLAY: inline; FONT-SIZE: 10pt; FONT-FAMILY: times new roman">\$</font</td
4px double; TEXT-ALIGN: right"><font style="DISPLAY: inline; FONT-SIZE: 10pt; FONT-FAMI
inline">2,387</font</font</td< <td nowrap="nowrap" valie
style="DISPLAY: inline; FONT-SIZE: 10pt; FONT-FAMILY: times new roman"> </font
4px">&a
style="BORDER-BOTTOM: black 4px double; TEXT-ALIGN: left"><font style="DISPLAY: inline;
<td valign="bottom" width="9%" style="BORDER-BOTTOM: black 4px double; TEXT-ALIGN: right
times new roman">2,162</font</font</td
4px; TEXT-ALIGN: left"><font style="DISPLAY: inline; FONT-SIZE: 10pt; FONT-FAMILY: time:
<div style="DISPLAY: block; TEXT-INDENT: 0pt">
</div> <div
align="left"><font style="DISPLAY: inline; FONT-SIZE: 10pt; FONT-FAMILY: Times New Roman
and equipment for fiscal 2009, 2008 and 2007 was \$428 million, \$372 million and \$317 million,
leases included in buildings and improvements were \$190 million and \$140 million at September
leases principally related to base station towers and buildings. Amortization of assets reco
Capital lease additions during fiscal 2009, 2008 and 2007 were \$50 million, \$51 million and
style="DISPLAY: block; TEXT-INDENT: 0pt">
</div> <div style="DIS
align="left"><font style="DISPLAY: inline; FONT-SIZE: 10pt; FONT-FAMILY: Times New Roman
improvements and leasehold improvements with aggregate net book value of \$56 million and \$63
amortization of \$9 million and \$6 million, respectively, were leased to third parties or held
facilities leased to others in fiscal 2010 to 2014 is expected to be \$8 million, \$6 million,
thereafter.</font</div> <div style="DISPLAY: block; TEXT-INDENT: 0pt">
18pt; MARGIN-RIGHT: 0pt" align="left"><font style="DISPLAY: inline; FONT-SIZE: 10pt; FO
bold; FONT-STYLE: italic; FONT-FAMILY: Times New Roman">Goodwill and Other Intangible Ass
include goodwill. The Company allocates goodwill to its reporting units for annual impairment
included in the Company’s réportable segments at September 27, 2009 as follows: \$4
Technology Licensing, \$255 million in Qualcomm Wireless & Internet, and \$128 million
reconciling items in Note 10). The decrease in goodwill from September 28, 2008 to September
tax assets and currency translation adjustments, partially offset by a business acquisition
0pt">
</div> <div style="DISPLAY: block; MARGIN-LEFT: 0pt; TEXT-
FONT-SIZE: 10pt; FONT-FAMILY: Times New Roman">The components of intangible assets were a
block; TEXT-INDENT: 0pt">
</div> <div align="left"> &
FONT-FAMILY: times new roman; FONT-SIZE: 10pt; FONT-FAMILY: times new roman"> <tr<
style="DISPLAY: inline; FONT-SIZE: 10pt; FONT-FAMILY: times new roman"> </fo
style="DISPLAY: inline; FONT-WEIGHT: bold; FONT-SIZE: 10pt; FONT-FAMILY: times new roman">
style="BORDER-BOTTOM: black 2px solid"> <div style="DISPLAY: block; MARGIN
style="DISPLAY: inline; FONT-WEIGHT: bold; FONT-SIZE: 10pt; FONT-FAMILY: times new roman">
2009</font</font</div> </td< <td nowrap="n
style="DISPLAY: inline; FONT-WEIGHT: bold; FONT-SIZE: 10pt; FONT-FAMILY: times new roman">
style="PADDING-BOTTOM: 2px"><font style="DISPLAY: inline; FONT-WEIGHT: bold; FONT-SIZE:
<td colspan="6" valign="bottom" style="BORDER-BOTTOM: black 2px solid"> &
MARGIN-RIGHT: 0pt" align="center"><font style="DISPLAY: inline; FONT-WEIGHT: bold; FONT-
inline">September 28, 2008</font</font</div> <td
left"><font style="DISPLAY: inline; FONT-WEIGHT: bold; FONT-SIZE: 10pt; FONT-FAMILY: ti
valign="bottom" style="PADDING-BOTTOM: 2px"><font style="DISPLAY: inline; FONT-SIZE: 10
valign="bottom" style="PADDING-BOTTOM: 2px"><font style="DISPLAY: inline; FONT-WEIGHT: 1
roman"> </font</td< <td colspan="2" valign="bottom" st
MARGIN-LEFT: 0pt; TEXT-INDENT: 0pt; MARGIN-RIGHT: 0pt" align="center"><font style="DISP
new roman">Gross Carrying Amount</font</font
style="PADDING-BOTTOM: 2px; TEXT-ALIGN: left"><font style="DISPLAY: inline; FONT-WEIGHT
roman"> </font</td< <td valign="bottom" style="PADDIN
FONT-FAMILY: times new roman"> </font</td< <td colspan
style="DISPLAY: block; MARGIN-LEFT: 0pt; TEXT-INDENT: 0pt; MARGIN-RIGHT: 0pt" align="center"&
10pt; FONT-FAMILY: times new roman">Accumulated Amorti:
nowrap="nowrap" valign="bottom" style="PADDING-BOTTOM: 2px; TEXT-ALIGN: left"><font sty
times new roman"> </font</td< <td valign="bottom" sty
10pt; FONT-FAMILY: times new roman"> </font</td< <td

inline; FONT-SIZE: 10pt; FONT-FAMILY: times new roman"> </td></p><!-- Foreign currency translation - Common Stock Shares- Common Stock + Foreign currency tra<us-gaap:OtherComprehensiveIncomeForeignCurrencyTransactionAndTranslationAdjustmentNetOfTaxl<!-- Foreign currency translation - Common Stock Shares- Common Stock + Foreign currency tra<us-gaap:OtherComprehensiveIncomeForeignCurrencyTransactionAndTranslationAdjustmentNetOfTaxl

<!--Foreign currency translation - Paid-In Capital- Paid-In Capital + Foreign currency trans:
<us-gaap:OtherComprehensiveIncomeForeignCurrencyTransactionAndTranslationAdjustmentNetOfTaxI
<!--Foreign currency translation - Paid-In Capital- Paid-In Capital + Foreign currency trans:
<us-gaap:OtherComprehensiveIncomeForeignCurrencyTransactionAndTranslationAdjustmentNetOfTaxI
<!--Foreign currency translation - Retained Earnings- Retained Earnings + Foreign currency t
<us-gaap:OtherComprehensiveIncomeForeignCurrencyTransactionAndTranslationAdjustmentNetOfTaxI
<!--Foreign currency translation - Retained Earnings- Retained Earnings + Foreign currency t
<us-gaap:OtherComprehensiveIncomeForeignCurrencyTransactionAndTranslationAdjustmentNetOfTaxI
<!--Foreign currency translation - Accumulated Other Comprehensive Income (Loss)- Accumulate
<us-gaap:OtherComprehensiveIncomeForeignCurrencyTransactionAndTranslationAdjustmentNetOfTaxI
<!--Foreign currency translation - Accumulated Other Comprehensive Income (Loss)- Accumulate
<us-gaap:OtherComprehensiveIncomeForeignCurrencyTransactionAndTranslationAdjustmentNetOfTaxI
<!--Foreign currency translation - Total Stockholders' Equity + Foreign currency translation
<us-gaap:OtherComprehensiveIncomeForeignCurrencyTransactionAndTranslationAdjustmentNetOfTaxI
<!--Foreign currency translation - Total Stockholders' Equity + Foreign currency translation
<us-gaap:OtherComprehensiveIncomeForeignCurrencyTransactionAndTranslationAdjustmentNetOfTaxI
<!--Tax benefit from exercise of stock options - Common Stock Shares- Common Stock + Tax ben
<us-gaap:TaxBenefitFromStockOptionsExercised unitRef="u000" decimals="-6" contextRef="c0002:
<!--Tax benefit from exercise of stock options - Common Stock Shares- Common Stock + Tax ben
<us-gaap:TaxBenefitFromStockOptionsExercised unitRef="u000" decimals="-6" contextRef="c0002:
<!--Tax benefit from exercise of stock options - Common Stock Shares- Common Stock + Tax ben
<us-gaap:TaxBenefitFromStockOptionsExercised unitRef="u000" decimals="-6" contextRef="c0001:
<!--Tax benefit from exercise of stock options - Paid-In Capital- Paid-In Capital + Tax ben
<us-gaap:TaxBenefitFromStockOptionsExercised unitRef="u000" decimals="-6" contextRef="c0002:
<!--Tax benefit from exercise of stock options - Paid-In Capital- Paid-In Capital + Tax ben
<us-gaap:TaxBenefitFromStockOptionsExercised unitRef="u000" decimals="-6" contextRef="c0002:
<!--Tax benefit from exercise of stock options - Paid-In Capital- Paid-In Capital + Tax ben
<us-gaap:TaxBenefitFromStockOptionsExercised unitRef="u000" decimals="-6" contextRef="c0001:
<!--Tax benefit from exercise of stock options - Retained Earnings- Retained Earnings + Tax
<us-gaap:TaxBenefitFromStockOptionsExercised unitRef="u000" decimals="-6" contextRef="c0002:
<!--Tax benefit from exercise of stock options - Retained Earnings- Retained Earnings + Tax
<us-gaap:TaxBenefitFromStockOptionsExercised unitRef="u000" decimals="-6" contextRef="c0002:
<!--Tax benefit from exercise of stock options - Retained Earnings- Retained Earnings + Tax
<us-gaap:TaxBenefitFromStockOptionsExercised unitRef="u000" decimals="-6" contextRef="c0001:
<!--Tax benefit from exercise of stock options - Accumulated Other Comprehensive Income (Lo:
<us-gaap:TaxBenefitFromStockOptionsExercised unitRef="u000" decimals="-6" contextRef="c0002:
<!--Tax benefit from exercise of stock options - Accumulated Other Comprehensive Income (Lo:
<us-gaap:TaxBenefitFromStockOptionsExercised unitRef="u000" decimals="-6" contextRef="c0002:
<!--Tax benefit from exercise of stock options - Accumulated Other Comprehensive Income (Lo:
<us-gaap:TaxBenefitFromStockOptionsExercised unitRef="u000" decimals="-6" contextRef="c0001:
<!--Tax benefit from exercise of stock options - Total Stockholders' Equity + Tax benefit f:
<us-gaap:TaxBenefitFromStockOptionsExercised unitRef="u000" decimals="-6" contextRef="c0002:
<!--Tax benefit from exercise of stock options - Total Stockholders' Equity + Tax benefit f:
<us-gaap:TaxBenefitFromStockOptionsExercised unitRef="u000" decimals="-6" contextRef="c0002:
<!--Tax benefit from exercise of stock options - Total Stockholders' Equity + Tax benefit f:
<us-gaap:TaxBenefitFromStockOptionsExercised unitRef="u000" decimals="-6" contextRef="c0001:
<!--Other items, net-->
<us-gaap:PaymentsForProceedsFromOtherInvestingActivities unitRef="u000" decimals="-6" conte:
<!--Other items, net-->
<us-gaap:PaymentsForProceedsFromOtherInvestingActivities unitRef="u000" decimals="-6" conte:
<!--Other items, net-->
<us-gaap:PaymentsForProceedsFromOtherInvestingActivities unitRef="u000" decimals="-6" conte:
<!--Payroll, benefits and other liabilities-->
<qcom:IncreaseDecreaseInPayrollBenefitsAndOtherLiabilities unitRef="u000" decimals="-6" cont
<!--Payroll, benefits and other liabilities-->
<qcom:IncreaseDecreaseInPayrollBenefitsAndOtherLiabilities unitRef="u000" decimals="-6" cont
<!--Payroll, benefits and other liabilities-->
<qcom:IncreaseDecreaseInPayrollBenefitsAndOtherLiabilities unitRef="u000" decimals="-6" cont
<!--Income tax expense-->
<us-gaap:IncomeTaxExpenseBenefit unitRef="u000" decimals="-6" contextRef="c00015">484000000.
<!--Income tax expense-->
<us-gaap:IncomeTaxExpenseBenefit unitRef="u000" decimals="-6" contextRef="c00025">666000000.
<!--Income tax expense-->
<us-gaap:IncomeTaxExpenseBenefit unitRef="u000" decimals="-6" contextRef="c00020">323000000.
<!--Entity Filer Category-->
<dei:EntityFilerCategory contextRef="c00015">Large Accelerated Filer</dei:EntityFilerCatego:
<!--Entity Common Stock, Shares Outstanding-->

```
<dei:EntityCommonStockSharesOutstanding unitRef="u002" decimals="0" contextRef="c00035">1670
<!--Accumulated other comprehensive income (loss)-->
<us-gaap:AccumulatedOtherComprehensiveIncomeLossNetOfTax unitRef="u000" decimals="-6" conte:
<!--Accumulated other comprehensive income (loss)-->
<us-gaap:AccumulatedOtherComprehensiveIncomeLossNetOfTax unitRef="u000" decimals="-6" conte:
<!--Total current liabilities-->
<us-gaap:LiabilitiesCurrent unitRef="u000" decimals="-6" contextRef="c00030">2813000000</us-
<!--Total current liabilities-->
<us-gaap:LiabilitiesCurrent unitRef="u000" decimals="-6" contextRef="c00010">2440000000</us-
</xbrl>
```

```

<?xml version="1.0" encoding="US-ASCII"?>
<!-- Generated by Fujitsu XWand B0126 -->
<!-- Created by EDGARizerX-->
<xs:schema targetNamespace="http://qualcomm.com/20090927" elementFormDefault="qualified" xmlns:
  <xs:annotation>
  <xs:appinfo>
    <link:linkbaseRef xlink:type="simple" xlink:href="qcom-20090927_pre.xml" xlink:role="http:
    <link:linkbaseRef xlink:type="simple" xlink:href="qcom-20090927_cal.xml" xlink:role="http:
    <link:linkbaseRef xlink:type="simple" xlink:href="qcom-20090927_def.xml" xlink:role="http:
    <link:linkbaseRef xlink:type="simple" xlink:href="qcom-20090927_lab.xml" xlink:role="http:
    <link:roleType roleURI="http://qualcomm.com/role/StatementOfFinancialPositionClassified" id="
    <link:definition>1000 - Statement - CONDENSED CONSOLIDATED BALANCE SHEETS</link:definition>
    <link:usedOn>link:presentationLink</link:usedOn>
    <link:usedOn>link:calculationLink</link:usedOn>
    <link:usedOn>link:definitionLink</link:usedOn>
  </link:roleType>
  <link:roleType roleURI="http://qualcomm.com/role/StatementOfIncomeAlternative" id="Stateme
  <link:definition>2000 - Statement - CONDENSED CONSOLIDATED STATEMENT OF OPERATIONS</link:
  <link:usedOn>link:presentationLink</link:usedOn>
  <link:usedOn>link:calculationLink</link:usedOn>
  <link:usedOn>link:definitionLink</link:usedOn>
</link:roleType>
  <link:roleType roleURI="http://qualcomm.com/role/StatementOfCashFlowsIndirect" id="Stateme
  <link:definition>3000 - Statement - CONDENSED CONSOLIDATED STATEMENTS OF CASH FLOWS</link
  <link:usedOn>link:presentationLink</link:usedOn>
  <link:usedOn>link:calculationLink</link:usedOn>
  <link:usedOn>link:definitionLink</link:usedOn>
</link:roleType>
  <link:roleType roleURI="http://qualcomm.com/role/ParentheticalDisclosuresToTheStatementOfF
  <link:definition>1100 - Statement - PARENTHETICAL DISCLOSURES TO THE CONDENSED CONSOLIDATI
  <link:usedOn>link:presentationLink</link:usedOn>
  <link:usedOn>link:calculationLink</link:usedOn>
  <link:usedOn>link:definitionLink</link:usedOn>
</link:roleType>
  <link:roleType roleURI="http://qualcomm.com/role/BasisOfPresentation" id="BasisOfPresentat
  <link:definition>7000 - Disclosure - Basis of Presentation</link:definition>
  <link:usedOn>link:presentationLink</link:usedOn>
  <link:usedOn>link:calculationLink</link:usedOn>
  <link:usedOn>link:definitionLink</link:usedOn>
</link:roleType>
  <link:roleType roleURI="http://qualcomm.com/role/FairValueMeasurements" id="FairValueMeasu
  <link:definition>6010 - Disclosure - Fair Value Measurements</link:definition>
  <link:usedOn>link:presentationLink</link:usedOn>
  <link:usedOn>link:calculationLink</link:usedOn>
  <link:usedOn>link:definitionLink</link:usedOn>
</link:roleType>
  <link:roleType roleURI="http://qualcomm.com/role/CompositionOfCertainFinancialStatementIter
  <link:definition>6030 - Disclosure - Composition of Certain Financial Statement Captions<,
  <link:usedOn>link:presentationLink</link:usedOn>
  <link:usedOn>link:calculationLink</link:usedOn>
  <link:usedOn>link:definitionLink</link:usedOn>
</link:roleType>
  <link:roleType roleURI="http://qualcomm.com/role/InvestmentLossIncomeNet" id="InvestmentLo
  <link:definition>6040 - Disclosure - Investment Income</link:definition>
  <link:usedOn>link:presentationLink</link:usedOn>
  <link:usedOn>link:calculationLink</link:usedOn>
  <link:usedOn>link:definitionLink</link:usedOn>
</link:roleType>
  <link:roleType roleURI="http://qualcomm.com/role/IncomeTaxes" id="IncomeTaxes">
  <link:definition>6050 - Disclosure - Income Taxes</link:definition>
  <link:usedOn>link:presentationLink</link:usedOn>
  <link:usedOn>link:calculationLink</link:usedOn>
  <link:usedOn>link:definitionLink</link:usedOn>
</link:roleType>
  <link:roleType roleURI="http://qualcomm.com/role/CapitalStock" id="CapitalStock">
  <link:definition>6060 - Disclosure - Capital Stock</link:definition>
  <link:usedOn>link:presentationLink</link:usedOn>

```



```

<link:usedOn>link:calculationLink</link:usedOn>
<link:usedOn>link:definitionLink</link:usedOn>
</link:roleType>
<link:roleType roleURI="http://qualcomm.com/role/CommitmentsAndContingencies" id="Commitme
<link:definition>6080 - Disclosure - Commitments and Contingencies</link:definition>
<link:usedOn>link:presentationLink</link:usedOn>
<link:usedOn>link:calculationLink</link:usedOn>
<link:usedOn>link:definitionLink</link:usedOn>
</link:roleType>
<link:roleType roleURI="http://qualcomm.com/role/SegmentInformation" id="SegmentInformatio
<link:definition>6090 - Disclosure - Segment Information</link:definition>
<link:usedOn>link:presentationLink</link:usedOn>
<link:usedOn>link:calculationLink</link:usedOn>
<link:usedOn>link:definitionLink</link:usedOn>
</link:roleType>
<link:roleType roleURI="http://qualcomm.com/role/SubsequentEvent" id="SubsequentEvent">
<link:definition>7010 - Disclosure - Subsequent Event</link:definition>
<link:usedOn>link:presentationLink</link:usedOn>
<link:usedOn>link:calculationLink</link:usedOn>
<link:usedOn>link:definitionLink</link:usedOn>
</link:roleType>
<link:roleType roleURI="http://qualcomm.com/role/MarketableSecurities" id="MarketableSecur:
<link:definition>6020 - Disclosure - Marketable Securities</link:definition>
<link:usedOn>link:presentationLink</link:usedOn>
<link:usedOn>link:calculationLink</link:usedOn>
<link:usedOn>link:definitionLink</link:usedOn>
</link:roleType>
<link:roleType roleURI="http://qualcomm.com/role/ConsolidatedStatementsOfStockholdersEquit:
<link:definition>4000 - Statement - CONSOLIDATED STATEMENTS OF STOCKHOLDERS' EQUITY</link
<link:usedOn>link:presentationLink</link:usedOn>
<link:usedOn>link:calculationLink</link:usedOn>
<link:usedOn>link:definitionLink</link:usedOn>
</link:roleType>
<link:roleType roleURI="http://qualcomm.com/role/TheCompanyAndItsSignificantAccountingPolic:
<link:definition>6000 - Disclosure - The Company and Its Significant Accounting Policies<,
<link:usedOn>link:presentationLink</link:usedOn>
<link:usedOn>link:calculationLink</link:usedOn>
<link:usedOn>link:definitionLink</link:usedOn>
</link:roleType>
<link:roleType roleURI="http://qualcomm.com/role/EmployeeBenefitPlans" id="EmployeeBenefit)
<link:definition>6070 - Disclosure - Employee Benefit Plans</link:definition>
<link:usedOn>link:presentationLink</link:usedOn>
<link:usedOn>link:calculationLink</link:usedOn>
<link:usedOn>link:definitionLink</link:usedOn>
</link:roleType>
<link:roleType roleURI="http://qualcomm.com/role/Acquisitions" id="Acquisitions">
<link:definition>6100 - Disclosure - Acquisitions</link:definition>
<link:usedOn>link:presentationLink</link:usedOn>
<link:usedOn>link:calculationLink</link:usedOn>
<link:usedOn>link:definitionLink</link:usedOn>
</link:roleType>
<link:roleType roleURI="http://qualcomm.com/role/SummarizedQuarterlyDataUnaudited" id="Summ
<link:definition>6110 - Disclosure - Summarized Quarterly Data (Unaudited)</link:definitio
<link:usedOn>link:presentationLink</link:usedOn>
<link:usedOn>link:calculationLink</link:usedOn>
<link:usedOn>link:definitionLink</link:usedOn>
</link:roleType>
<link:roleType roleURI="http://qualcomm.com/role/ParenteticalDataToTheConsolidatedStateme:
<link:definition>4100 - Statement - PARENTHETICAL DATA TO THE CONSOLIDATED STATEMENTS OF :
<link:usedOn>link:presentationLink</link:usedOn>
<link:usedOn>link:calculationLink</link:usedOn>
<link:usedOn>link:definitionLink</link:usedOn>
</link:roleType>
</xs:appinfo>
</xs:annotation>
<xs:import namespace="http://xbrl.us/us-gaap/2009-01-31" schemaLocation="http://taxonomies.xl
<xs:import namespace="http://xbrl.us/dei/2009-01-31" schemaLocation="http://taxonomies.xbrl.

```

```
<xs:import namespace="http://xbrl.us/us-gaap/negated/2008-03-31" schemaLocation="http://www.:
<xs:import namespace="http://www.xbrl.org/2003/instance" schemaLocation="http://www.xbrl.org
<xs:import namespace="http://www.xbrl.org/2004/ref" schemaLocation="http://www.xbrl.org/2004
<xs:import namespace="http://xbrl.org/2005/xbrldt" schemaLocation="http://www.xbrl.org/2005/:
<xs:import namespace="http://xbrl.us/us-types/2009-01-31" schemaLocation="http://taxonomies.:
<xs:element name="IncomeBeforeIncomeTaxes" id="qcom_IncomeBeforeIncomeTaxes" type="xbrli:mon
<xs:element name="TotalOperatingExpenses" id="qcom_TotalOperatingExpenses" type="xbrli:monet
<xs:element name="EquipmentAndServices" id="qcom_EquipmentAndServices" type="xbrli:monetaryIt
<xs:element name="LicensingAndRoyaltyFees" id="qcom_LicensingAndRoyaltyFees" type="xbrli:mon
<xs:element name="GainLossOnDerivativeInstruments" id="qcom_GainLossOnDerivativeInstruments"
<xs:element name="RevenuesRelatedToNonMonetaryExchanges" id="qcom_RevenuesRelatedToNonMoneta
<xs:element name="IncreaseDecreaseInPayrollBenefitsAndOtherLiabilities" id="qcom_IncreaseDec
<xs:element name="OtherInvestmentsAndAcquisitionsNetOfCashAcquired" id="qcom_OtherInvestment
<xs:element name="ChangeInCollateralHeldUnderSecuritiesLending" id="qcom_ChangeInCollateralH
<xs:element name="ChangeInObligationUnderSecuritiesLending" id="qcom_ChangeInObligationUnder
<xs:element name="OperatingExpenseTotalAbstract" id="qcom_OperatingExpenseTotalAbstract" type
<xs:element name="InvestmentIncomeNetIncluding" id="qcom_InvestmentIncomeNetIncluding" type='
<xs:element name="InvestingIncomeLossNetAbstract" id="qcom_InvestingIncomeLossNetAbstract" t
<xs:element name="LitigationExpense" id="qcom_LitigationExpense" type="xbrli:monetaryItemTyp
<xs:element name="SharesUsedInPerShareCalculations" id="qcom_SharesUsedInPerShareCalculat
<xs:element name="UnrealizedNetGainsOnSecuritiesAndDerivativeInstrumentsNetOfIncomeTaxes" id
<xs:element name="UnrealizedNetGainsOnSecuritiesAndDerivativeInstrumentsIncomeTaxes" id="qco
<xs:element name="ReclassificationAdjustmentForNetRealizedGainsOnSecuritiesAndDerivativeInst
<xs:element name="ReclassificationAdjustmentForNetRealizedGainsOnSecuritiesAndDerivativeInst
<xs:element name="IssuanceForEmployeeStockPurchaseAndExecutiveRetirementPlansShares" id="qco
<xs:element name="IssuanceForEmployeeStockPurchaseAndExecutiveRetirementPlansParValue" id="q
<xs:element name="ExerciseOfStockOptionsParValue" id="qcom_ExerciseOfStockOptionsParValue" t
<xs:element name="ReclassificationAdjustmentForOtherThanTemporaryLossesOnMarketableSecuritie
<xs:element name="ReclassificationAdjustmentForOtherThanTemporaryLossesOnMarketableSecuritie
<xs:element name="NoncreditOtherThanTemporaryImpairmentLossesAndSubsequentChangesInFairValue
<xs:element name="NoncreditOtherThanTemporaryImpairmentLossesAndSubsequentChangesInFairValue
<xs:element name="NetUnrealizedLossesOnOtherMarketableSecuritiesAndDerivativeInstrumentsNetO
<xs:element name="NetUnrealizedLossesOnOtherMarketableSecuritiesAndDerivativeInstrumentsInco
<xs:element name="NotesToFinancialStatementsAbstract" id="qcom_NotesToFinancialStatementsAbs
<xs:element name="CompositionOfCertainFinancialStatementCaptionsTextBlock" id="qcom_Composit
<xs:element name="IncreaseInReceivablesForSettlementOfInvestments" id="qcom_IncreaseInReceiv
<xs:element name="NetImpairmentLossesOnMarketableSecuritiesAndOtherInvestments" id="qcom_Net
<xs:element id="qcom_AccruedKftcFine" name="AccruedKftcFine" nillable="true" type="xbrli:mon
```


<link:loc xlink:type="locator" xlink:href="qcom-20090927.xsd#qcom_OtherInvestmentsAndAcquis:
<link:calculationArc xlink:type="arc" xlink:arcrole="http://www.xbrl.org/2003/arcrole/summat
<link:loc xlink:type="locator" xlink:href="qcom-20090927.xsd#qcom_ChangeInCollateralHeldUnde
<link:calculationArc xlink:type="arc" xlink:arcrole="http://www.xbrl.org/2003/arcrole/summat
<link:loc xlink:type="locator" xlink:href="http://taxonomies.xbrl.us/us-gaap/2009/elts/us-g
<link:calculationArc xlink:type="arc" xlink:arcrole="http://www.xbrl.org/2003/arcrole/summat
<link:loc xlink:type="locator" xlink:href="qcom-20090927.xsd#qcom_IncreaseInReceivablesForSe
<link:calculationArc xlink:type="arc" xlink:arcrole="http://www.xbrl.org/2003/arcrole/summat
<link:loc xlink:type="locator" xlink:href="http://taxonomies.xbrl.us/us-gaap/2009/elts/us-g
<link:calculationArc xlink:type="arc" xlink:arcrole="http://www.xbrl.org/2003/arcrole/summat
<link:loc xlink:type="locator" xlink:href="http://taxonomies.xbrl.us/us-gaap/2009/elts/us-g
<link:calculationArc xlink:type="arc" xlink:arcrole="http://www.xbrl.org/2003/arcrole/summat
<link:loc xlink:type="locator" xlink:href="http://taxonomies.xbrl.us/us-gaap/2009/elts/us-g
<link:calculationArc xlink:type="arc" xlink:arcrole="http://www.xbrl.org/2003/arcrole/summat
<link:loc xlink:type="locator" xlink:href="http://taxonomies.xbrl.us/us-gaap/2009/elts/us-g
<link:calculationArc xlink:type="arc" xlink:arcrole="http://www.xbrl.org/2003/arcrole/summat
<link:loc xlink:type="locator" xlink:href="http://taxonomies.xbrl.us/us-gaap/2009/elts/us-g
<link:calculationArc xlink:type="arc" xlink:arcrole="http://www.xbrl.org/2003/arcrole/summat
<link:loc xlink:type="locator" xlink:href="http://taxonomies.xbrl.us/us-gaap/2009/elts/us-g
<link:calculationArc xlink:type="arc" xlink:arcrole="http://www.xbrl.org/2003/arcrole/summat
<link:loc xlink:type="locator" xlink:href="http://taxonomies.xbrl.us/us-gaap/2009/elts/us-g
<link:calculationArc xlink:type="arc" xlink:arcrole="http://www.xbrl.org/2003/arcrole/summat
<link:loc xlink:type="locator" xlink:href="qcom-20090927.xsd#qcom_ChangeInObligationUnderSec
<link:calculationArc xlink:type="arc" xlink:arcrole="http://www.xbrl.org/2003/arcrole/summat
<link:loc xlink:type="locator" xlink:href="http://taxonomies.xbrl.us/us-gaap/2009/elts/us-g
<link:calculationArc xlink:type="arc" xlink:arcrole="http://www.xbrl.org/2003/arcrole/summat
<link:loc xlink:type="locator" xlink:href="http://taxonomies.xbrl.us/us-gaap/2009/elts/us-g
<link:calculationArc xlink:type="arc" xlink:arcrole="http://www.xbrl.org/2003/arcrole/summat
</link:calculationLink>
<link:calculationLink xlink:type="extended" xlink:role="http://qualcomm.com/role/StatementOf:
<link:loc xlink:type="locator" xlink:href="http://taxonomies.xbrl.us/us-gaap/2009/elts/us-g
<link:loc xlink:type="locator" xlink:href="qcom-20090927.xsd#qcom_IncomeBeforeIncomeTaxes" ;
<link:calculationArc xlink:type="arc" xlink:arcrole="http://www.xbrl.org/2003/arcrole/summat
<link:loc xlink:type="locator" xlink:href="http://taxonomies.xbrl.us/us-gaap/2009/elts/us-g
<link:calculationArc xlink:type="arc" xlink:arcrole="http://www.xbrl.org/2003/arcrole/summat
<link:loc xlink:type="locator" xlink:href="http://taxonomies.xbrl.us/us-gaap/2009/elts/us-g
<link:calculationArc xlink:type="arc" xlink:arcrole="http://www.xbrl.org/2003/arcrole/summat
<link:loc xlink:type="locator" xlink:href="qcom-20090927.xsd#qcom_EquipmentAndServices" xli
<link:calculationArc xlink:type="arc" xlink:arcrole="http://www.xbrl.org/2003/arcrole/summat
<link:loc xlink:type="locator" xlink:href="qcom-20090927.xsd#qcom_LicensingAndRoyaltyFees" ;
<link:calculationArc xlink:type="arc" xlink:arcrole="http://www.xbrl.org/2003/arcrole/summat
<link:loc xlink:type="locator" xlink:href="qcom-20090927.xsd#qcom_TotalOperatingExpenses" x
<link:calculationArc xlink:type="arc" xlink:arcrole="http://www.xbrl.org/2003/arcrole/summat
<link:loc xlink:type="locator" xlink:href="http://taxonomies.xbrl.us/us-gaap/2009/elts/us-g
<link:calculationArc xlink:type="arc" xlink:arcrole="http://www.xbrl.org/2003/arcrole/summat
<link:loc xlink:type="locator" xlink:href="http://taxonomies.xbrl.us/us-gaap/2009/elts/us-g
<link:calculationArc xlink:type="arc" xlink:arcrole="http://www.xbrl.org/2003/arcrole/summat
<link:loc xlink:type="locator" xlink:href="http://taxonomies.xbrl.us/us-gaap/2009/elts/us-g
<link:calculationArc xlink:type="arc" xlink:arcrole="http://www.xbrl.org/2003/arcrole/summat
<link:loc xlink:type="locator" xlink:href="qcom-20090927.xsd#qcom_LitigationExpense" xlink:.
<link:calculationArc xlink:type="arc" xlink:arcrole="http://www.xbrl.org/2003/arcrole/summat
<link:loc xlink:type="locator" xlink:href="qcom-20090927.xsd#qcom_InvestmentIncomeNetInclud
<link:calculationArc xlink:type="arc" xlink:arcrole="http://www.xbrl.org/2003/arcrole/summat
<link:loc xlink:type="locator" xlink:href="http://taxonomies.xbrl.us/us-gaap/2009/elts/us-g
<link:calculationArc xlink:type="arc" xlink:arcrole="http://www.xbrl.org/2003/arcrole/summat
<link:loc xlink:href="qcom-20090927.xsd#qcom_AccruedKftcFine" xlink:label="qcom_loc_AccruedKft
<link:calculationArc order="1" weight="1.0" xlink:arcrole="http://www.xbrl.org/2003/arcrole/s
</link:linkbase>

```
<?xml version="1.0" encoding="US-ASCII"?>
<!-- Generated by Fujitsu XWand B0126 -->
<link:linkbase xmlns:xsi="http://www.w3.org/2001/XMLSchema-instance" xsi:schemaLocation="http
<link:roleRef roleURI="http://xbrl.us/us-gaap/role/label/negated" xlink:type="simple" xlink:l
<link:labelLink xlink:type="extended" xlink:role="http://www.xbrl.org/2003/role/link">
  <link:loc xlink:type="locator" xlink:href="http://taxonomies.xbrl.us/us-gaap/2009/elts/us-g
  <link:label xlink:type="resource" xlink:label="label_AccountsReceivableNetCurrent" xlink:ro
  <link:labelArc xlink:type="arc" xlink:arcrole="http://www.xbrl.org/2003/arcrole/concept-lab
  <link:loc xlink:type="locator" xlink:href="http://taxonomies.xbrl.us/us-gaap/2009/elts/us-g
  <link:label xlink:type="resource" xlink:label="label_AccumulatedOtherComprehensiveIncomeLos
  <link:labelArc xlink:type="arc" xlink:arcrole="http://www.xbrl.org/2003/arcrole/concept-lab
  <link:loc xlink:type="locator" xlink:href="http://taxonomies.xbrl.us/us-gaap/2009/elts/us-g
  <link:label xlink:type="resource" xlink:label="label_AdditionalPaidInCapital" xlink:role="ht
  <link:labelArc xlink:type="arc" xlink:arcrole="http://www.xbrl.org/2003/arcrole/concept-lab
  <link:loc xlink:type="locator" xlink:href="http://taxonomies.xbrl.us/us-gaap/2009/elts/us-g
  <link:label xlink:type="resource" xlink:label="label_PaymentsToAcquireProductiveAssets" xli
  <link:labelArc xlink:type="arc" xlink:arcrole="http://www.xbrl.org/2003/arcrole/concept-lab
  <link:label xlink:type="resource" xlink:label="label_PaymentsToAcquireProductiveAssets_2" x
  <link:labelArc xlink:type="arc" xlink:arcrole="http://www.xbrl.org/2003/arcrole/concept-lab
  <link:loc xlink:type="locator" xlink:href="http://taxonomies.xbrl.us/us-gaap/2009/elts/us-g
  <link:label xlink:type="resource" xlink:label="label_CashAndCashEquivalentsAtCarryingValue"
  <link:labelArc xlink:type="arc" xlink:arcrole="http://www.xbrl.org/2003/arcrole/concept-lab
  <link:label xlink:type="resource" xlink:label="label_CashAndCashEquivalentsAtCarryingValue_
  <link:labelArc xlink:type="arc" xlink:arcrole="http://www.xbrl.org/2003/arcrole/concept-lab
  <link:label xlink:type="resource" xlink:label="label_CashAndCashEquivalentsAtCarryingValue_
  <link:labelArc xlink:type="arc" xlink:arcrole="http://www.xbrl.org/2003/arcrole/concept-lab
  <link:loc xlink:type="locator" xlink:href="http://taxonomies.xbrl.us/us-gaap/2009/elts/us-g
  <link:label xlink:type="resource" xlink:label="label_IncreaseDecreaseInInventories" xlink:r
  <link:labelArc xlink:type="arc" xlink:arcrole="http://www.xbrl.org/2003/arcrole/concept-lab
  <link:label xlink:type="resource" xlink:label="label_IncreaseDecreaseInInventories_2" xli
  <link:labelArc xlink:type="arc" xlink:arcrole="http://www.xbrl.org/2003/arcrole/concept-lab
  <link:loc xlink:type="locator" xlink:href="http://taxonomies.xbrl.us/us-gaap/2009/elts/us-g
  <link:label xlink:type="resource" xlink:label="label_IncreaseDecreaseInReceivables" xlink:r
  <link:labelArc xlink:type="arc" xlink:arcrole="http://www.xbrl.org/2003/arcrole/concept-lab
  <link:label xlink:type="resource" xlink:label="label_IncreaseDecreaseInReceivables_2" xli
  <link:labelArc xlink:type="arc" xlink:arcrole="http://www.xbrl.org/2003/arcrole/concept-lab
  <link:loc xlink:type="locator" xlink:href="http://taxonomies.xbrl.us/us-gaap/2009/elts/us-g
  <link:label xlink:type="resource" xlink:label="label_IncreaseDecreaseInAccountsPayableTrade
  <link:labelArc xlink:type="arc" xlink:arcrole="http://www.xbrl.org/2003/arcrole/concept-lab
  <link:label xlink:type="resource" xlink:label="label_IncreaseDecreaseInAccountsPayableTrade
  <link:labelArc xlink:type="arc" xlink:arcrole="http://www.xbrl.org/2003/arcrole/concept-lab
  <link:loc xlink:type="locator" xlink:href="http://taxonomies.xbrl.us/us-gaap/2009/elts/us-g
  <link:label xlink:type="resource" xlink:label="label_IncreaseDecreaseInOperatingCapitalAbst
  <link:labelArc xlink:type="arc" xlink:arcrole="http://www.xbrl.org/2003/arcrole/concept-lab
  <link:loc xlink:type="locator" xlink:href="http://taxonomies.xbrl.us/us-gaap/2009/elts/us-g
  <link:label xlink:type="resource" xlink:label="label_CommonStockValue" xlink:role="http://w
  <link:labelArc xlink:type="arc" xlink:arcrole="http://www.xbrl.org/2003/arcrole/concept-lab
  <link:loc xlink:type="locator" xlink:href="http://taxonomies.xbrl.us/us-gaap/2009/elts/us-g
  <link:label xlink:type="resource" xlink:label="label_CostOfRevenue" xlink:role="http://www.
  <link:labelArc xlink:type="arc" xlink:arcrole="http://www.xbrl.org/2003/arcrole/concept-lab
  <link:loc xlink:type="locator" xlink:href="http://taxonomies.xbrl.us/us-gaap/2009/elts/us-g
  <link:label xlink:type="resource" xlink:label="label_LiabilitiesCurrentAbstract" xlink:role
  <link:labelArc xlink:type="arc" xlink:arcrole="http://www.xbrl.org/2003/arcrole/concept-lab
  <link:loc xlink:type="locator" xlink:href="http://taxonomies.xbrl.us/us-gaap/2009/elts/us-g
  <link:label xlink:type="resource" xlink:label="label_LiabilitiesCurrent_2" xlink:role="http
  <link:labelArc xlink:type="arc" xlink:arcrole="http://www.xbrl.org/2003/arcrole/concept-lab
  <link:label xlink:type="resource" xlink:label="label_LiabilitiesCurrent" xlink:role="http://
  <link:labelArc xlink:type="arc" xlink:arcrole="http://www.xbrl.org/2003/arcrole/concept-lab
  <link:loc xlink:type="locator" xlink:href="http://taxonomies.xbrl.us/us-gaap/2009/elts/us-g
  <link:label xlink:type="resource" xlink:label="label_DeferredIncomeTaxExpenseBenefit" xli
  <link:labelArc xlink:type="arc" xlink:arcrole="http://www.xbrl.org/2003/arcrole/concept-lab
  <link:loc xlink:type="locator" xlink:href="http://taxonomies.xbrl.us/us-gaap/2009/elts/us-g
  <link:label xlink:type="resource" xlink:label="label_DeferredRevenueCurrent" xlink:role="ht
  <link:labelArc xlink:type="arc" xlink:arcrole="http://www.xbrl.org/2003/arcrole/concept-lab
  <link:label xlink:type="resource" xlink:label="label_DeferredRevenueCurrent_2" xlink:role="l
  <link:labelArc xlink:type="arc" xlink:arcrole="http://www.xbrl.org/2003/arcrole/concept-lab
  <link:loc xlink:type="locator" xlink:href="http://taxonomies.xbrl.us/us-gaap/2009/elts/us-g
```


<link:label xlink:type="resource" xlink:label="label_PaymentsForRepurchaseOfCommonStock" xl:
<link:labelArc xlink:type="arc" xlink:arcrole="http://www.xbrl.org/2003/arcrole/concept-lab
<link:label xlink:type="resource" xlink:label="label_PaymentsForRepurchaseOfCommonStock_2" :
<link:labelArc xlink:type="arc" xlink:arcrole="http://www.xbrl.org/2003/arcrole/concept-lab
<link:loc xlink:type="locator" xlink:href="http://taxonomies.xbrl.us/us-gaap/2009/elts/us-g
<link:label xlink:type="resource" xlink:label="label_RetainedEarningsAccumulatedDeficit" xl:
<link:labelArc xlink:type="arc" xlink:arcrole="http://www.xbrl.org/2003/arcrole/concept-lab
<link:loc xlink:type="locator" xlink:href="http://taxonomies.xbrl.us/us-gaap/2009/elts/us-g
<link:label xlink:type="resource" xlink:label="label_SellingGeneralAndAdministrativeExpense"
<link:labelArc xlink:type="arc" xlink:arcrole="http://www.xbrl.org/2003/arcrole/concept-lab
<link:loc xlink:type="locator" xlink:href="http://taxonomies.xbrl.us/us-gaap/2009/elts/us-g
<link:label xlink:type="resource" xlink:label="label_StockholdersEquityNoteAbstract" xlink::
<link:labelArc xlink:type="arc" xlink:arcrole="http://www.xbrl.org/2003/arcrole/concept-lab
<link:loc xlink:type="locator" xlink:href="http://taxonomies.xbrl.us/us-gaap/2009/elts/us-g
<link:label xlink:type="resource" xlink:label="label_AssetsCurrentAbstract" xlink:role="http:
<link:labelArc xlink:type="arc" xlink:arcrole="http://www.xbrl.org/2003/arcrole/concept-lab
<link:loc xlink:type="locator" xlink:href="http://taxonomies.xbrl.us/us-gaap/2009/elts/us-g
<link:label xlink:type="resource" xlink:label="label_AssetsCurrent_2" xlink:role="http://ww
<link:labelArc xlink:type="arc" xlink:arcrole="http://www.xbrl.org/2003/arcrole/concept-lab
<link:label xlink:type="resource" xlink:label="label_AssetsCurrent" xlink:role="http://www.:
<link:labelArc xlink:type="arc" xlink:arcrole="http://www.xbrl.org/2003/arcrole/concept-lab
<link:loc xlink:type="locator" xlink:href="http://taxonomies.xbrl.us/us-gaap/2009/elts/us-g
<link:label xlink:type="resource" xlink:label="label_WeightedAverageNumberOfDilutedSharesOut
<link:labelArc xlink:type="arc" xlink:arcrole="http://www.xbrl.org/2003/arcrole/concept-lab
<link:loc xlink:type="locator" xlink:href="http://taxonomies.xbrl.us/us-gaap/2009/elts/us-g
<link:label xlink:type="resource" xlink:label="label_WeightedAverageNumberOfSharesOutstandi
<link:labelArc xlink:type="arc" xlink:arcrole="http://www.xbrl.org/2003/arcrole/concept-lab
<link:loc xlink:type="locator" xlink:href="http://taxonomies.xbrl.us/us-gaap/2009/elts/us-g
<link:label xlink:type="resource" xlink:label="label_ResearchAndDevelopmentExpense" xlink:ro
<link:labelArc xlink:type="arc" xlink:arcrole="http://www.xbrl.org/2003/arcrole/concept-lab
<link:loc xlink:type="locator" xlink:href="http://taxonomies.xbrl.us/us-gaap/2009/elts/us-g
<link:label xlink:type="resource" xlink:label="label_Assets" xlink:role="http://www.xbrl.org
<link:labelArc xlink:type="arc" xlink:arcrole="http://www.xbrl.org/2003/arcrole/concept-lab
<link:label xlink:type="resource" xlink:label="label_Assets_2" xlink:role="http://www.xbrl.c
<link:labelArc xlink:type="arc" xlink:arcrole="http://www.xbrl.org/2003/arcrole/concept-lab
<link:loc xlink:type="locator" xlink:href="http://taxonomies.xbrl.us/us-gaap/2009/elts/us-g
<link:label xlink:type="resource" xlink:label="label_SecuritiesHeldAsCollateralAtFairValue"
<link:labelArc xlink:type="arc" xlink:arcrole="http://www.xbrl.org/2003/arcrole/concept-lab
<link:loc xlink:type="locator" xlink:href="http://taxonomies.xbrl.us/us-gaap/2009/elts/us-g
<link:label xlink:type="resource" xlink:label="label_OtherLiabilitiesCurrent" xlink:role="ht
<link:labelArc xlink:type="arc" xlink:arcrole="http://www.xbrl.org/2003/arcrole/concept-lab
<link:loc xlink:type="locator" xlink:href="http://taxonomies.xbrl.us/us-gaap/2009/elts/us-g
<link:label xlink:type="resource" xlink:label="label_OtherLiabilitiesNoncurrent" xlink:role
<link:labelArc xlink:type="arc" xlink:arcrole="http://www.xbrl.org/2003/arcrole/concept-lab
<link:loc xlink:type="locator" xlink:href="http://taxonomies.xbrl.us/us-gaap/2009/elts/us-g
<link:label xlink:type="resource" xlink:label="label_CommonStockDividendsPerShareDeclared" :
<link:labelArc xlink:type="arc" xlink:arcrole="http://www.xbrl.org/2003/arcrole/concept-lab
<link:loc xlink:type="locator" xlink:href="http://taxonomies.xbrl.us/us-gaap/2009/elts/us-g
<link:label xlink:type="resource" xlink:label="label_DeferredTaxAssetsNetNoncurrent" xlink::
<link:labelArc xlink:type="arc" xlink:arcrole="http://www.xbrl.org/2003/arcrole/concept-lab
<link:label xlink:type="resource" xlink:label="label_DeferredTaxAssetsNetNoncurrent_2" xlink:
<link:labelArc xlink:type="arc" xlink:arcrole="http://www.xbrl.org/2003/arcrole/concept-lab
<link:loc xlink:type="locator" xlink:href="http://taxonomies.xbrl.us/us-gaap/2009/elts/us-g
<link:label xlink:type="resource" xlink:label="label_DeferredTaxAssetsNetCurrent" xlink:role
<link:labelArc xlink:type="arc" xlink:arcrole="http://www.xbrl.org/2003/arcrole/concept-lab
<link:loc xlink:type="locator" xlink:href="http://taxonomies.xbrl.us/us-gaap/2009/elts/us-g
<link:label xlink:type="resource" xlink:label="label_AssetsAbstract" xlink:role="http://www
<link:labelArc xlink:type="arc" xlink:arcrole="http://www.xbrl.org/2003/arcrole/concept-lab
<link:label xlink:type="resource" xlink:label="label_AssetsAbstract_2" xlink:role="http://w
<link:labelArc xlink:type="arc" xlink:arcrole="http://www.xbrl.org/2003/arcrole/concept-lab
<link:loc xlink:type="locator" xlink:href="http://taxonomies.xbrl.us/us-gaap/2009/elts/us-g
<link:label xlink:type="resource" xlink:label="label_EarningsPerShareBasic" xlink:role="http
<link:labelArc xlink:type="arc" xlink:arcrole="http://www.xbrl.org/2003/arcrole/concept-lab
<link:loc xlink:type="locator" xlink:href="http://taxonomies.xbrl.us/us-gaap/2009/elts/us-g
<link:label xlink:type="resource" xlink:label="label_ExcessTaxBenefitFromShareBasedCompensat
<link:labelArc xlink:type="arc" xlink:arcrole="http://www.xbrl.org/2003/arcrole/concept-lab
<link:loc xlink:type="locator" xlink:href="http://taxonomies.xbrl.us/us-gaap/2009/elts/us-g

<link:label xlink:type="resource" xlink:label="label_ExcessTaxBenefitFromShareBasedCompensa
<link:labelArc xlink:type="arc" xlink:arcrole="http://www.xbrl.org/2003/arcrole/concept-lab
<link:label xlink:type="resource" xlink:label="label_ExcessTaxBenefitFromShareBasedCompensa
<link:labelArc xlink:type="arc" xlink:arcrole="http://www.xbrl.org/2003/arcrole/concept-lab
<link:loc xlink:type="locator" xlink:href="http://taxonomies.xbrl.us/us-gaap/2009/elts/us-g
<link:label xlink:type="resource" xlink:label="label_ProceedsFromCollectionOfOtherReceivabl
<link:labelArc xlink:type="arc" xlink:arcrole="http://www.xbrl.org/2003/arcrole/concept-lab
<link:loc xlink:type="locator" xlink:href="http://taxonomies.xbrl.us/us-gaap/2009/elts/us-g
<link:label xlink:type="resource" xlink:label="label_IncreaseDecreaseInDeferredRevenue" xli
<link:labelArc xlink:type="arc" xlink:arcrole="http://www.xbrl.org/2003/arcrole/concept-lab
<link:label xlink:type="resource" xlink:label="label_IncreaseDecreaseInDeferredRevenue_2" x
<link:labelArc xlink:type="arc" xlink:arcrole="http://www.xbrl.org/2003/arcrole/concept-lab
<link:loc xlink:type="locator" xlink:href="http://taxonomies.xbrl.us/us-gaap/2009/elts/us-g
<link:label xlink:type="resource" xlink:label="label_OtherAssetsNoncurrent" xlink:role="http
<link:labelArc xlink:type="arc" xlink:arcrole="http://www.xbrl.org/2003/arcrole/concept-lab
<link:loc xlink:type="locator" xlink:href="http://taxonomies.xbrl.us/us-gaap/2009/elts/us-g
<link:label xlink:type="resource" xlink:label="label_ObligationToReturnSecuritiesReceivedAs
<link:labelArc xlink:type="arc" xlink:arcrole="http://www.xbrl.org/2003/arcrole/concept-lab
<link:loc xlink:type="locator" xlink:href="http://taxonomies.xbrl.us/us-gaap/2009/elts/us-g
<link:label xlink:type="resource" xlink:label="label_IncomeTaxExpenseBenefit" xlink:role="ht
<link:labelArc xlink:type="arc" xlink:arcrole="http://www.xbrl.org/2003/arcrole/concept-lab
<link:label xlink:type="resource" xlink:label="label_IncomeTaxExpenseBenefit_2" xlink:role=
<link:labelArc xlink:type="arc" xlink:arcrole="http://www.xbrl.org/2003/arcrole/concept-lab
<link:loc xlink:type="locator" xlink:href="http://taxonomies.xbrl.us/us-gaap/2009/elts/us-g
<link:label xlink:type="resource" xlink:label="label_GainLossOnSaleOfInvestments" xlink:rol
<link:labelArc xlink:type="arc" xlink:arcrole="http://www.xbrl.org/2003/arcrole/concept-lab
<link:loc xlink:type="locator" xlink:href="http://taxonomies.xbrl.us/us-gaap/2009/elts/us-g
<link:label xlink:type="resource" xlink:label="label_PreferredStockValue" xlink:role="http:
<link:labelArc xlink:type="arc" xlink:arcrole="http://www.xbrl.org/2003/arcrole/concept-lab
<link:loc xlink:type="locator" xlink:href="http://taxonomies.xbrl.us/us-gaap/2009/elts/us-g
<link:label xlink:type="resource" xlink:label="label_LiabilityForUncertainTaxPositionsNoncu
<link:labelArc xlink:type="arc" xlink:arcrole="http://www.xbrl.org/2003/arcrole/concept-lab
<link:label xlink:type="resource" xlink:label="label_LiabilityForUncertainTaxPositionsNoncu
<link:labelArc xlink:type="arc" xlink:arcrole="http://www.xbrl.org/2003/arcrole/concept-lab
<link:loc xlink:type="locator" xlink:href="http://taxonomies.xbrl.us/us-gaap/2009/elts/us-g
<link:label xlink:type="resource" xlink:label="label_AccruedIncomeTaxesCurrent" xlink:role=
<link:labelArc xlink:type="arc" xlink:arcrole="http://www.xbrl.org/2003/arcrole/concept-lab
<link:label xlink:type="resource" xlink:label="label_AccruedIncomeTaxesCurrent_2" xlink:rol
<link:labelArc xlink:type="arc" xlink:arcrole="http://www.xbrl.org/2003/arcrole/concept-lab
<link:loc xlink:type="locator" xlink:href="http://taxonomies.xbrl.us/us-gaap/2009/elts/us-g
<link:label xlink:type="resource" xlink:label="label_StockholdersEquityIncludingPortionAttr
<link:labelArc xlink:type="arc" xlink:arcrole="http://www.xbrl.org/2003/arcrole/concept-lab
<link:loc xlink:type="locator" xlink:href="http://taxonomies.xbrl.us/us-gaap/2009/elts/us-g
<link:label xlink:type="resource" xlink:label="label_AccountsPayableCurrent" xlink:role="ht
<link:labelArc xlink:type="arc" xlink:arcrole="http://www.xbrl.org/2003/arcrole/concept-lab
<link:label xlink:type="resource" xlink:label="label_AccountsPayableCurrent_2" xlink:role="l
<link:labelArc xlink:type="arc" xlink:arcrole="http://www.xbrl.org/2003/arcrole/concept-lab
<link:loc xlink:type="locator" xlink:href="http://taxonomies.xbrl.us/us-gaap/2009/elts/us-g
<link:label xlink:type="resource" xlink:label="label_EmployeeRelatedLiabilitiesCurrent" xli
<link:labelArc xlink:type="arc" xlink:arcrole="http://www.xbrl.org/2003/arcrole/concept-lab
<link:loc xlink:type="locator" xlink:href="http://taxonomies.xbrl.us/us-gaap/2009/elts/us-g
<link:label xlink:type="resource" xlink:label="label_CommitmentsAndContingencies2009" xlink
<link:labelArc xlink:type="arc" xlink:arcrole="http://www.xbrl.org/2003/arcrole/concept-lab
<link:loc xlink:type="locator" xlink:href="http://taxonomies.xbrl.us/us-gaap/2009/elts/us-g
<link:label xlink:type="resource" xlink:label="label_AdjustmentsToReconcileNetIncomeLossToC
<link:labelArc xlink:type="arc" xlink:arcrole="http://www.xbrl.org/2003/arcrole/concept-lab
<link:loc xlink:type="locator" xlink:href="http://taxonomies.xbrl.us/us-gaap/2009/elts/us-g
<link:label xlink:type="resource" xlink:label="label_AdjustmentsNoncashItemsToReconcileNetI
<link:labelArc xlink:type="arc" xlink:arcrole="http://www.xbrl.org/2003/arcrole/concept-lab
<link:loc xlink:type="locator" xlink:href="qcom-20090927.xsd#qcom_IncomeBeforeIncomeTaxes" ;
<link:label xlink:type="resource" xlink:label="label_newItem" xlink:role="http://www.xbrl.o
<link:labelArc xlink:type="arc" xlink:arcrole="http://www.xbrl.org/2003/arcrole/concept-lab
<link:label xlink:type="resource" xlink:label="label_newItem_2" xlink:role="http://www.xbrl
<link:labelArc xlink:type="arc" xlink:arcrole="http://www.xbrl.org/2003/arcrole/concept-lab
<link:label xlink:type="resource" xlink:label="label_IncomeBeforeIncomeTaxes" xlink:role="ht
<link:labelArc xlink:type="arc" xlink:arcrole="http://www.xbrl.org/2003/arcrole/concept-lab
<link:loc xlink:type="locator" xlink:href="qcom-20090927.xsd#qcom_TotalOperatingExpenses" x

<link:label xlink:type="resource" xlink:label="label_TotalOperatingExpenses" xlink:role="ht
<link:labelArc xlink:type="arc" xlink:arcrole="http://www.xbrl.org/2003/arcrole/concept-lab
<link:label xlink:type="resource" xlink:label="label_TotalOperatingExpenses_2" xlink:role="l
<link:labelArc xlink:type="arc" xlink:arcrole="http://www.xbrl.org/2003/arcrole/concept-lab
<link:label xlink:type="resource" xlink:label="label_TotalOperatingExpenses_4" xlink:role="l
<link:labelArc xlink:type="arc" xlink:arcrole="http://www.xbrl.org/2003/arcrole/concept-lab
<link:loc xlink:type="locator" xlink:href="qcom-20090927.xsd#qcom_EquipmentAndServices" xli
<link:label xlink:type="resource" xlink:label="label_EquipmentandServices" xlink:role="http
<link:labelArc xlink:type="arc" xlink:arcrole="http://www.xbrl.org/2003/arcrole/concept-lab
<link:label xlink:type="resource" xlink:label="label_EquipmentandServices_2" xlink:role="ht
<link:labelArc xlink:type="arc" xlink:arcrole="http://www.xbrl.org/2003/arcrole/concept-lab
<link:loc xlink:type="locator" xlink:href="qcom-20090927.xsd#qcom_LicensingAndRoyaltyFees" ;
<link:label xlink:type="resource" xlink:label="label_LicensingAndRoyaltyFees" xlink:role="ht
<link:labelArc xlink:type="arc" xlink:arcrole="http://www.xbrl.org/2003/arcrole/concept-lab
<link:label xlink:type="resource" xlink:label="label_LicensingAndRoyaltyFees_2" xlink:role="

process, software or trademark. Licensing fees are generally, but not always, fixed as to amount and not dependent upon the revenue generated by the licensing party. An entity may receive licensing fees for licenses that also generate royalty payments to the entity and revenue earned during the period from the leasing or otherwise lending to a third party the entity's rights or title to certain property. Royalty revenue is derived from a percentage or stated amount of sales proceeds or revenue generated by the third party using the entity's property. Examples of property from which royalties may be derived include patents and oil and mineral rights.</link:label>

<link:labelArc xlink:type="arc" xlink:arcrole="http://www.xbrl.org/2003/arcrole/concept-lab
<link:loc xlink:type="locator" xlink:href="qcom-20090927.xsd#qcom_RevenuesRelatedToNonMonet
<link:label xlink:type="resource" xlink:label="label_RevenueRelatedToNonMonetaryExchanges" ;
<link:labelArc xlink:type="arc" xlink:arcrole="http://www.xbrl.org/2003/arcrole/concept-lab
<link:label xlink:type="resource" xlink:label="label_RevenueRelatedToNonMonetaryExchanges_2'
<link:labelArc xlink:type="arc" xlink:arcrole="http://www.xbrl.org/2003/arcrole/concept-lab
<link:label xlink:type="resource" xlink:label="label_RevenueRelatedToNonMonetaryExchanges_3'
<link:labelArc xlink:type="arc" xlink:arcrole="http://www.xbrl.org/2003/arcrole/concept-lab
<link:loc xlink:type="locator" xlink:href="qcom-20090927.xsd#qcom_GainLossOnDerivativeInstru
<link:label xlink:type="resource" xlink:label="label_GainLossOnDerivativeInstruments" xlink
<link:labelArc xlink:type="arc" xlink:arcrole="http://www.xbrl.org/2003/arcrole/concept-lab
<link:label xlink:type="resource" xlink:label="label_GainLossOnDerivativeInstruments_2" xli
<link:labelArc xlink:type="arc" xlink:arcrole="http://www.xbrl.org/2003/arcrole/concept-lab
<link:loc xlink:type="locator" xlink:href="qcom-20090927.xsd#qcom_IncreaseDecreaseInPayroll
<link:label xlink:type="resource" xlink:label="label_PayrollBenefitsAndOtherLiabilities" xl
<link:labelArc xlink:type="arc" xlink:arcrole="http://www.xbrl.org/2003/arcrole/concept-lab
<link:label xlink:type="resource" xlink:label="label_PayrollBenefitsAndOtherLiabilities_2" ;

reporting period in the aggregate amount of pension, postretirement, workers' compensation, and other similar obligations and liabilities combined with the net change during the reporting period in other expenses incurred but not yet paid. This element should be used when there is no other more specific or appropriate element.</link:label>

<link:labelArc xlink:type="arc" xlink:arcrole="http://www.xbrl.org/2003/arcrole/concept-lab
<link:label xlink:type="resource" xlink:label="label_IncreaseDecreaseInPayrollBenefitsAndOtl
<link:labelArc xlink:type="arc" xlink:arcrole="http://www.xbrl.org/2003/arcrole/concept-lab
<link:loc xlink:type="locator" xlink:href="qcom-20090927.xsd#qcom_OtherInvestmentsAndAcquis
<link:label xlink:type="resource" xlink:label="label_OtherInvestmentsAndAcquisitionsNetOfCa
<link:labelArc xlink:type="arc" xlink:arcrole="http://www.xbrl.org/2003/arcrole/concept-lab
<link:label xlink:type="resource" xlink:label="label_OtherInvestmentsAndAcquisitionsNetOfCa
<link:labelArc xlink:type="arc" xlink:arcrole="http://www.xbrl.org/2003/arcrole/concept-lab
<link:loc xlink:type="locator" xlink:href="qcom-20090927.xsd#qcom_ChangeInCollateralHeldUnde
<link:label xlink:type="resource" xlink:label="label_ChangeInCollateralHeldUnderSecuritiesLe
<link:labelArc xlink:type="arc" xlink:arcrole="http://www.xbrl.org/2003/arcrole/concept-lab
<link:label xlink:type="resource" xlink:label="label_ChangeInCollateralHeldUnderSecuritiesLe
<link:labelArc xlink:type="arc" xlink:arcrole="http://www.xbrl.org/2003/arcrole/concept-lab
<link:loc xlink:type="locator" xlink:href="qcom-20090927.xsd#qcom_ChangeInObligationUnderSec
<link:label xlink:type="resource" xlink:label="label_ChangeInObligationUnderSecuritiesLendi
<link:labelArc xlink:type="arc" xlink:arcrole="http://www.xbrl.org/2003/arcrole/concept-lab
<link:label xlink:type="resource" xlink:label="label_ChangeInObligationUnderSecuritiesLendi
<link:labelArc xlink:type="arc" xlink:arcrole="http://www.xbrl.org/2003/arcrole/concept-lab
<link:loc xlink:type="locator" xlink:href="qcom-20090927.xsd#qcom_OperatingExpenseTotalAbst
<link:label xlink:type="resource" xlink:label="label_OperatingExpensesTotalAbstract" xlink::
<link:labelArc xlink:type="arc" xlink:arcrole="http://www.xbrl.org/2003/arcrole/concept-lab

<link:label xlink:type="resource" xlink:label="us-gaap_lab_InvestmentIncomeTextBlock" xlink:
<link:labelArc xlink:type="arc" xlink:arcrole="http://www.xbrl.org/2003/arcrole/concept-lab
<link:loc xlink:type="locator" xlink:href="http://taxonomies.xbrl.us/us-gaap/2009/elts/us-g
<link:label xlink:type="resource" xlink:label="us-gaap_lab_IncomeTaxDisclosureTextBlock" xl:
<link:labelArc xlink:type="arc" xlink:arcrole="http://www.xbrl.org/2003/arcrole/concept-lab
<link:loc xlink:type="locator" xlink:href="http://taxonomies.xbrl.us/us-gaap/2009/elts/us-g
<link:label xlink:type="resource" xlink:label="us-gaap_lab_StockholdersEquityNoteDisclosure"
<link:labelArc xlink:type="arc" xlink:arcrole="http://www.xbrl.org/2003/arcrole/concept-lab
<link:loc xlink:type="locator" xlink:href="http://taxonomies.xbrl.us/us-gaap/2009/elts/us-g
<link:label xlink:type="resource" xlink:label="us-gaap_lab_CommitmentsAndContingenciesDiscl
<link:labelArc xlink:type="arc" xlink:arcrole="http://www.xbrl.org/2003/arcrole/concept-lab
<link:loc xlink:type="locator" xlink:href="http://taxonomies.xbrl.us/us-gaap/2009/elts/us-g
<link:label xlink:type="resource" xlink:label="us-gaap_lab_SegmentReportingDisclosureTextBl
<link:labelArc xlink:type="arc" xlink:arcrole="http://www.xbrl.org/2003/arcrole/concept-lab
<link:loc xlink:type="locator" xlink:href="http://taxonomies.xbrl.us/us-gaap/2009/elts/us-g
<link:label xlink:type="resource" xlink:label="label_LoansNotesTradeAndOtherReceivablesDisc
<link:labelArc xlink:type="arc" xlink:arcrole="http://www.xbrl.org/2003/arcrole/concept-lab
<link:label xlink:type="resource" xlink:label="label_LoansNotesTradeAndOtherReceivablesDisc
<link:labelArc xlink:type="arc" xlink:arcrole="http://www.xbrl.org/2003/arcrole/concept-lab
<link:loc xlink:type="locator" xlink:href="qcom-20090927.xsd#qcom_InvestingIncomeLossNetAbst
<link:label xlink:type="resource" xlink:label="label_InvestingIncomeLossNet" xlink:role="htt
<link:labelArc xlink:type="arc" xlink:arcrole="http://www.xbrl.org/2003/arcrole/concept-lab
<link:label xlink:type="resource" xlink:label="label_InvestingIncomeLossNet_2" xlink:role="l
<link:labelArc xlink:type="arc" xlink:arcrole="http://www.xbrl.org/2003/arcrole/concept-lab
<link:loc xlink:type="locator" xlink:href="qcom-20090927.xsd#qcom_UnrealizedNetGainsOnSecur
<link:label xlink:type="resource" xlink:label="label_UnrealizedNetGainsOnSecuritiesAndDeriv
<link:labelArc xlink:type="arc" xlink:arcrole="http://www.xbrl.org/2003/arcrole/concept-lab
<link:label xlink:type="resource" xlink:label="label_UnrealizedNetGainsOnSecuritiesAndDeriv
<link:labelArc xlink:type="arc" xlink:arcrole="http://www.xbrl.org/2003/arcrole/concept-lab
<link:label xlink:type="resource" xlink:label="label_UnrealizedNetGainsOnSecuritiesAndDeriv
<link:labelArc xlink:type="arc" xlink:arcrole="http://www.xbrl.org/2003/arcrole/concept-lab
<link:loc xlink:type="locator" xlink:href="qcom-20090927.xsd#qcom_ReclassificationAdjustment
<link:label xlink:type="resource" xlink:label="label_ReclassificationAdjustmentForNetRealiz
<link:labelArc xlink:type="arc" xlink:arcrole="http://www.xbrl.org/2003/arcrole/concept-lab
<link:label xlink:type="resource" xlink:label="label_ReclassificationAdjustmentForNetRealiz
<link:labelArc xlink:type="arc" xlink:arcrole="http://www.xbrl.org/2003/arcrole/concept-lab
<link:label xlink:type="resource" xlink:label="label_ReclassificationAdjustmentForNetRealiz
<link:labelArc xlink:type="arc" xlink:arcrole="http://www.xbrl.org/2003/arcrole/concept-lab
<link:loc xlink:type="locator" xlink:href="qcom-20090927.xsd#qcom_IssuanceForEmployeeStockPu
<link:label xlink:type="resource" xlink:label="label_IssuanceForEmployeeStockPurchaseAndExec
<link:labelArc xlink:type="arc" xlink:arcrole="http://www.xbrl.org/2003/arcrole/concept-lab
<link:label xlink:type="resource" xlink:label="label_IssuanceForEmployeeStockPurchaseAndExec
<link:labelArc xlink:type="arc" xlink:arcrole="http://www.xbrl.org/2003/arcrole/concept-lab
<link:label xlink:type="resource" xlink:label="label_IssuanceForEmployeeStockPurchaseAndExec
<link:labelArc xlink:type="arc" xlink:arcrole="http://www.xbrl.org/2003/arcrole/concept-lab
<link:loc xlink:type="locator" xlink:href="qcom-20090927.xsd#qcom_IssuanceForEmployeeStockPu
<link:label xlink:type="resource" xlink:label="label_IssuanceForEmployeeStockPurchaseAndExec
<link:labelArc xlink:type="arc" xlink:arcrole="http://www.xbrl.org/2003/arcrole/concept-lab
<link:label xlink:type="resource" xlink:label="label_IssuanceForEmployeeStockPurchaseAndExec
<link:labelArc xlink:type="arc" xlink:arcrole="http://www.xbrl.org/2003/arcrole/concept-lab
<link:loc xlink:type="locator" xlink:href="http://taxonomies.xbrl.us/us-gaap/2009/elts/us-g
<link:label xlink:type="resource" xlink:label="label_StatementOfFinancialPositionAbstract" ;
<link:labelArc xlink:type="arc" xlink:arcrole="http://www.xbrl.org/2003/arcrole/concept-lab
<link:loc xlink:type="locator" xlink:href="http://taxonomies.xbrl.us/us-gaap/2009/elts/us-g
<link:label xlink:type="resource" xlink:label="label_StatementTable" xlink:role="http://www
<link:labelArc xlink:type="arc" xlink:arcrole="http://www.xbrl.org/2003/arcrole/concept-lab
<link:loc xlink:type="locator" xlink:href="http://taxonomies.xbrl.us/us-gaap/2009/elts/us-g
<link:label xlink:type="resource" xlink:label="label_StatementLineItems" xlink:role="http://
<link:labelArc xlink:type="arc" xlink:arcrole="http://www.xbrl.org/2003/arcrole/concept-lab
<link:loc xlink:type="locator" xlink:href="http://taxonomies.xbrl.us/us-gaap/2009/elts/us-g
<link:label xlink:type="resource" xlink:label="label_IncomeStatementAbstract" xlink:role="ht
<link:labelArc xlink:type="arc" xlink:arcrole="http://www.xbrl.org/2003/arcrole/concept-lab
<link:loc xlink:type="locator" xlink:href="http://taxonomies.xbrl.us/us-gaap/2009/elts/us-g
<link:label xlink:type="resource" xlink:label="label_StatementOfCashFlowsAbstract" xlink:ro
<link:labelArc xlink:type="arc" xlink:arcrole="http://www.xbrl.org/2003/arcrole/concept-lab

<link:label xlink:type="resource" xlink:label="label_InventoryDisclosureTextBlock_2" xlink::
<link:labelArc xlink:type="arc" xlink:arcrole="http://www.xbrl.org/2003/arcrole/concept-lab
<link:loc xlink:type="locator" xlink:href="http://taxonomies.xbrl.us/us-gaap/2009/elts/us-g
<link:label xlink:type="resource" xlink:label="label_GoodwillAndIntangibleAssetsDisclosureT
<link:labelArc xlink:type="arc" xlink:arcrole="http://www.xbrl.org/2003/arcrole/concept-lab
<link:label xlink:type="resource" xlink:label="label_GoodwillAndIntangibleAssetsDisclosureT
<link:labelArc xlink:type="arc" xlink:arcrole="http://www.xbrl.org/2003/arcrole/concept-lab
<link:loc xlink:type="locator" xlink:href="http://taxonomies.xbrl.us/us-gaap/2009/elts/us-g
<link:label xlink:type="resource" xlink:label="label_CompensationRelatedCostsGeneralTextBlo
<link:labelArc xlink:type="arc" xlink:arcrole="http://www.xbrl.org/2003/arcrole/concept-lab
<link:loc xlink:type="locator" xlink:href="http://taxonomies.xbrl.us/us-gaap/2009/elts/us-g
<link:label xlink:type="resource" xlink:label="label_ScheduleOfSubsequentEventsTextBlock" x
<link:labelArc xlink:type="arc" xlink:arcrole="http://www.xbrl.org/2003/arcrole/concept-lab
<link:loc xlink:type="locator" xlink:href="http://taxonomies.xbrl.us/us-gaap/2009/elts/us-g
<link:label xlink:type="resource" xlink:label="label_BusinessCombinationDisclosureTextBlock'
<link:labelArc xlink:type="arc" xlink:arcrole="http://www.xbrl.org/2003/arcrole/concept-lab
<link:loc xlink:type="locator" xlink:href="http://taxonomies.xbrl.us/us-gaap/2009/elts/us-g
<link:label xlink:type="resource" xlink:label="label_QuarterlyFinancialInformationTextBlock'
<link:labelArc xlink:type="arc" xlink:arcrole="http://www.xbrl.org/2003/arcrole/concept-lab
<link:loc xlink:type="locator" xlink:href="qcom-20090927.xsd#qcom_UnrealizedNetGainsOnSecur:
<link:label xlink:type="resource" xlink:label="label_UnrealizedNetGainsOnSecuritiesAndDeriva
<link:labelArc xlink:type="arc" xlink:arcrole="http://www.xbrl.org/2003/arcrole/concept-lab
<link:label xlink:type="resource" xlink:label="label_UnrealizedNetGainsOnSecuritiesAndDeriva
<link:labelArc xlink:type="arc" xlink:arcrole="http://www.xbrl.org/2003/arcrole/concept-lab
<link:label xlink:type="resource" xlink:label="label_UnrealizedNetGainsOnSecuritiesAndDeriva
<link:labelArc xlink:type="arc" xlink:arcrole="http://www.xbrl.org/2003/arcrole/concept-lab
<link:loc xlink:type="locator" xlink:href="qcom-20090927.xsd#qcom_ReclassificationAdjustment
<link:label xlink:type="resource" xlink:label="label_ReclassificationAdjustmentForNetRealize
<link:labelArc xlink:type="arc" xlink:arcrole="http://www.xbrl.org/2003/arcrole/concept-lab
<link:label xlink:type="resource" xlink:label="label_ReclassificationAdjustmentForNetRealize
<link:labelArc xlink:type="arc" xlink:arcrole="http://www.xbrl.org/2003/arcrole/concept-lab
<link:label xlink:type="resource" xlink:label="label_ReclassificationAdjustmentForNetRealize
<link:labelArc xlink:type="arc" xlink:arcrole="http://www.xbrl.org/2003/arcrole/concept-lab
<link:loc xlink:type="locator" xlink:href="qcom-20090927.xsd#qcom_ReclassificationAdjustment
<link:label xlink:type="resource" xlink:label="label_ReclassificationAdjustmentForOtherThan
<link:labelArc xlink:type="arc" xlink:arcrole="http://www.xbrl.org/2003/arcrole/concept-lab
<link:label xlink:type="resource" xlink:label="label_ReclassificationAdjustmentForOtherThan
<link:labelArc xlink:type="arc" xlink:arcrole="http://www.xbrl.org/2003/arcrole/concept-lab
<link:label xlink:type="resource" xlink:label="label_ReclassificationAdjustmentForOtherThan
<link:labelArc xlink:type="arc" xlink:arcrole="http://www.xbrl.org/2003/arcrole/concept-lab
<link:loc xlink:type="locator" xlink:href="qcom-20090927.xsd#qcom_NoncreditOtherThanTempora
<link:label xlink:type="resource" xlink:label="label_NoncreditOtherThanTemporaryImpairmentL
<link:labelArc xlink:type="arc" xlink:arcrole="http://www.xbrl.org/2003/arcrole/concept-lab
<link:label xlink:type="resource" xlink:label="label_NoncreditOtherThanTemporaryImpairmentL
<link:labelArc xlink:type="arc" xlink:arcrole="http://www.xbrl.org/2003/arcrole/concept-lab
<link:label xlink:type="resource" xlink:label="label_NoncreditOtherThanTemporaryImpairmentL
<link:labelArc xlink:type="arc" xlink:arcrole="http://www.xbrl.org/2003/arcrole/concept-lab
<link:loc xlink:type="locator" xlink:href="qcom-20090927.xsd#qcom_NetUnrealizedLossesOnOthe
<link:label xlink:type="resource" xlink:label="label_NetUnrealizedLossesOnOtherMarketableSec
<link:labelArc xlink:type="arc" xlink:arcrole="http://www.xbrl.org/2003/arcrole/concept-lab
<link:label xlink:type="resource" xlink:label="label_NetUnrealizedLossesOnOtherMarketableSec
<link:labelArc xlink:type="arc" xlink:arcrole="http://www.xbrl.org/2003/arcrole/concept-lab
<link:label xlink:type="resource" xlink:label="label_NetUnrealizedLossesOnOtherMarketableSec
<link:labelArc xlink:type="arc" xlink:arcrole="http://www.xbrl.org/2003/arcrole/concept-lab
<link:loc xlink:type="locator" xlink:href="http://taxonomies.xbrl.us/us-gaap/2009/elts/us-g
<link:label xlink:type="resource" xlink:label="label_OtherComprehensiveIncomeLossTax" xlink
<link:labelArc xlink:type="arc" xlink:arcrole="http://www.xbrl.org/2003/arcrole/concept-lab
<link:loc xlink:type="locator" xlink:href="qcom-20090927.xsd#qcom_IncreaseInReceivablesForSe
<link:label xlink:type="resource" xlink:label="label_IncreaseInReceivablesForSettlementOfIn
<link:labelArc xlink:type="arc" xlink:arcrole="http://www.xbrl.org/2003/arcrole/concept-lab
<link:label xlink:type="resource" xlink:label="label_IncreaseInReceivablesForSettlementOfIn
<link:labelArc xlink:type="arc" xlink:arcrole="http://www.xbrl.org/2003/arcrole/concept-lab
<link:loc xlink:type="locator" xlink:href="http://taxonomies.xbrl.us/us-gaap/2009/non-gaap/
<link:label xlink:type="resource" xlink:label="label_DocumentInformationLineItems" xlink:ro
<link:labelArc xlink:type="arc" xlink:arcrole="http://www.xbrl.org/2003/arcrole/concept-lab
<link:loc xlink:type="locator" xlink:href="http://taxonomies.xbrl.us/us-gaap/2009/non-gaap/
<link:label xlink:type="resource" xlink:label="label_DocumentType" xlink:role="http://www.xl

<link:labelArc xlink:type="arc" xlink:arcrole="http://www.xbrl.org/2003/arcrole/concept-label" xlink:label="label_ComprehensiveIncomeNetOfTax_2" xlink:resource="http://www.xbrl.org/2003/arcrole/concept-label" />
<link:label xlink:type="resource" xlink:label="label_ComprehensiveIncomeNetOfTax_2" xlink:resource="http://www.xbrl.org/2003/arcrole/concept-label" />
<link:loc xlink:href="qcom-20090927.xsd#qcom_AccruedKftcFine" xlink:label="qcom_loc_AccruedKftcFine" />
<link:label id="lab_qcom_AccruedKftcFine_label_en-US" xml:lang="en-US" xlink:role="http://www.xbrl.org/2003/arcrole/concept-label" />
<link:labelArc order="1.0" xlink:arcrole="http://www.xbrl.org/2003/arcrole/concept-label" xlink:label="lab_qcom_AccruedKftcFine_label_en-US" />
<link:label id="lab_qcom_AccruedKftcFine_label_en-US2" xml:lang="en-US" xlink:role="http://www.xbrl.org/2003/arcrole/concept-label" />
<link:labelArc order="1.0" xlink:arcrole="http://www.xbrl.org/2003/arcrole/concept-label" xlink:label="lab_qcom_AccruedKftcFine_label_en-US2" />
<link:label id="lab_qcom_AccruedKftcFine_label_en-US3" xml:lang="en-US" xlink:role="http://www.xbrl.org/2003/arcrole/concept-label" />
<link:labelArc order="1.0" xlink:arcrole="http://www.xbrl.org/2003/arcrole/concept-label" xlink:label="lab_qcom_AccruedKftcFine_label_en-US3" />
</link:linkbase>

```
<?xml version="1.0" encoding="US-ASCII"?>
<!-- Generated by Fujitsu XWand B0126 -->
<link:linkbase xmlns:xsi="http://www.w3.org/2001/XMLSchema-instance" xsi:schemaLocation="http
<link:roleRef roleURI="http://xbrl.us/us-gaap/role/statement/StatementOfCashFlowsIndirect" x
<link:roleRef roleURI="http://xbrl.us/us-gaap/role/statement/StatementOfFinancialPositionCla
<link:roleRef roleURI="http://xbrl.us/us-gaap/role/statement/StatementOfIncomeAlternative" x
<link:roleRef roleURI="http://xbrl.us/us-gaap/role/statement/StatementOfShareholdersEquityAnd
<link:roleRef roleURI="http://qualcomm.com/role/BasisOfPresentation" xlink:type="simple" xlin
<link:roleRef roleURI="http://qualcomm.com/role/CommitmentsAndContingencies" xlink:type="sim
<link:roleRef roleURI="http://qualcomm.com/role/CompositionOfCertainFinancialStatementItems"
<link:roleRef roleURI="http://qualcomm.com/role/FairValueMeasurements" xlink:type="simple" x
<link:roleRef roleURI="http://qualcomm.com/role/IncomeTaxes" xlink:type="simple" xlink:href='
<link:roleRef roleURI="http://qualcomm.com/role/InvestmentLossIncomeNet" xlink:type="simple"
<link:roleRef roleURI="http://qualcomm.com/role/ParenteticalDisclosuresToTheStatementOfFinan
<link:roleRef roleURI="http://qualcomm.com/role/SegmentInformation" xlink:type="simple" xlinl
<link:roleRef roleURI="http://qualcomm.com/role/StatementOfCashFlowsIndirect" xlink:type="sir
<link:roleRef roleURI="http://qualcomm.com/role/StatementOfFinancialPositionClassified" xlinl
<link:roleRef roleURI="http://qualcomm.com/role/StatementOfIncomeAlternative" xlink:type="sir
<link:roleRef roleURI="http://qualcomm.com/role/CapitalStock" xlink:type="simple" xlink:href:
<link:roleRef roleURI="http://qualcomm.com/role/SubsequentEvent" xlink:type="simple" xlink:h
<link:roleRef roleURI="http://qualcomm.com/role/MarketableSecurities" xlink:type="simple" xl
<link:roleRef roleURI="http://xbrl.us/us-gaap/role/label/negated" xlink:type="simple" xlink:l
<link:roleRef roleURI="http://qualcomm.com/role/ConsolidatedStatementsOfStockholdersEquity" ;
<link:roleRef roleURI="http://qualcomm.com/role/Acquisitions" xlink:type="simple" xlink:href:
<link:roleRef roleURI="http://qualcomm.com/role/EmployeeBenefitPlans" xlink:type="simple" xl
<link:roleRef roleURI="http://qualcomm.com/role/ParenteticalDataToTheConsolidatedStatements
<link:roleRef roleURI="http://qualcomm.com/role/SummarizedQuarterlyDataUnaudited" xlink:type:
<link:roleRef roleURI="http://qualcomm.com/role/TheCompanyAndItsSignificantAccountingPolicies:
<link:roleRef roleURI="http://xbrl.us/us-gaap/role/document/DocumentInformation" xlink:type='
<link:roleRef roleURI="http://xbrl.us/us-gaap/role/document/EntityInformation" xlink:type="s:
<link:presentationLink xlink:type="extended" xlink:role="http://qualcomm.com/role/Parentetic
<link:loc xlink:type="locator" xlink:href="http://taxonomies.xbrl.us/us-gaap/2009/elts/us-ga
<link:loc xlink:type="locator" xlink:href="http://taxonomies.xbrl.us/us-gaap/2009/elts/us-ga
<link:presentationArc xlink:type="arc" xlink:arcrole="http://www.xbrl.org/2003/arcrole/pare
<link:loc xlink:type="locator" xlink:href="http://taxonomies.xbrl.us/us-gaap/2009/elts/us-ga
<link:presentationArc xlink:type="arc" xlink:arcrole="http://www.xbrl.org/2003/arcrole/pare
<link:loc xlink:type="locator" xlink:href="http://taxonomies.xbrl.us/us-gaap/2009/elts/us-ga
<link:presentationArc xlink:type="arc" xlink:arcrole="http://www.xbrl.org/2003/arcrole/pare
<link:loc xlink:type="locator" xlink:href="http://taxonomies.xbrl.us/us-gaap/2009/elts/us-ga
<link:presentationArc xlink:type="arc" xlink:arcrole="http://www.xbrl.org/2003/arcrole/pare
<link:loc xlink:type="locator" xlink:href="http://taxonomies.xbrl.us/us-gaap/2009/elts/us-ga
<link:presentationArc xlink:type="arc" xlink:arcrole="http://www.xbrl.org/2003/arcrole/pare
<link:loc xlink:type="locator" xlink:href="http://taxonomies.xbrl.us/us-gaap/2009/elts/us-ga
<link:presentationArc xlink:type="arc" xlink:arcrole="http://www.xbrl.org/2003/arcrole/pare
<link:loc xlink:type="locator" xlink:href="http://taxonomies.xbrl.us/us-gaap/2009/elts/us-ga
<link:presentationArc xlink:type="arc" xlink:arcrole="http://www.xbrl.org/2003/arcrole/pare
<link:loc xlink:type="locator" xlink:href="http://taxonomies.xbrl.us/us-gaap/2009/elts/us-ga
<link:presentationArc xlink:type="arc" xlink:arcrole="http://www.xbrl.org/2003/arcrole/pare
<link:loc xlink:type="locator" xlink:href="http://taxonomies.xbrl.us/us-gaap/2009/elts/us-ga
<link:presentationArc xlink:type="arc" xlink:arcrole="http://www.xbrl.org/2003/arcrole/pare
<link:loc xlink:type="locator" xlink:href="http://taxonomies.xbrl.us/us-gaap/2009/elts/us-ga
<link:presentationArc xlink:type="arc" xlink:arcrole="http://www.xbrl.org/2003/arcrole/pare
</link:presentationLink>
<link:presentationLink xlink:type="extended" xlink:role="http://qualcomm.com/role/Commitment:
<link:loc xlink:type="locator" xlink:href="qcom-20090927.xsd#qcom_NotesToFinancialStatement:
<link:loc xlink:type="locator" xlink:href="http://taxonomies.xbrl.us/us-gaap/2009/elts/us-ga
<link:presentationArc xlink:type="arc" xlink:arcrole="http://www.xbrl.org/2003/arcrole/pare
</link:presentationLink>
<link:presentationLink xlink:type="extended" xlink:role="http://qualcomm.com/role/BasisOfPre:
<link:loc xlink:type="locator" xlink:href="qcom-20090927.xsd#qcom_NotesToFinancialStatement:
<link:loc xlink:type="locator" xlink:href="http://taxonomies.xbrl.us/us-gaap/2009/elts/us-ga
<link:presentationArc xlink:type="arc" xlink:arcrole="http://www.xbrl.org/2003/arcrole/pare
</link:presentationLink>
<link:presentationLink xlink:type="extended" xlink:role="http://qualcomm.com/role/SegmentInfo
<link:loc xlink:type="locator" xlink:href="qcom-20090927.xsd#qcom_NotesToFinancialStatement:
```



```
<link:loc xlink:type="locator" xlink:href="http://taxonomies.xbrl.us/us-gaap/2009/elts/us·
<link:definitionArc xlink:type="arc" xlink:arcrole="http://xbrl.org/int/dim/arcrole/doma
<link:loc xlink:type="locator" xlink:href="http://taxonomies.xbrl.us/us-gaap/2009/elts/us·
<link:definitionArc xlink:type="arc" xlink:arcrole="http://xbrl.org/int/dim/arcrole/doma
<link:loc xlink:type="locator" xlink:href="http://taxonomies.xbrl.us/us-gaap/2009/elts/us·
<link:definitionArc xlink:type="arc" xlink:arcrole="http://xbrl.org/int/dim/arcrole/doma
</link:definitionLink>
</link:linkbase>
```

Generated from: [qcom-20090927.xml] instance document

XBRL Instance Document Content Listing

Nov 4, 2009, Generated by EDGAR

**Amazon Technologies, Inc. v. Jeffrey S. Wax
Opposition No. 91187118**

EXHIBIT 785



UNITED STATES OF AMERICA
SECURITIES AND EXCHANGE COMMISSION

ATTESTATION

I HEREBY ATTEST

that:

*Attached is a copy of, annual report on Form 10-K, for the fiscal year ended
September 28, 2008, received in this Commission November 6, 2008, under the
name Qualcomm Incorporated, File No. 0-19528, pursuant to the provisions of the
Securities Exchange Act of 1934.*

~~on file~~ in this Commission

November 30, 2010

(Date)

Larry Mills
Records Officer

It is hereby certified that the Secretary of the U.S. Securities and Exchange Commission, Washington, D.C., which Commission was created by the Securities Exchange Act of 1934 (15 U.S.C. 78a et seq.) is official custodian of the records and files of said Commission, and all records and files created or established by the Federal Trade Commission pursuant to the provisions of the Securities Act of 1933 and transferred to this Commission in accordance with Section 210 of the Securities Exchange Act of 1934, and was such official custodian at the time of executing the above attestation, and that he/she, and persons holding the positions of Deputy Secretary, Assistant Director, Records Officer, Branch Chief of Records Management, and the Program Analyst for the Records Officer, or any one of them, are authorized to execute the above attestation.

For the Commission

Secretary

UNITED STATES
SECURITIES AND EXCHANGE COMMISSION
Washington, D.C. 20549

FORM 10-K

(Mark One)

- ANNUAL REPORT PURSUANT TO SECTION 13 OR 15(d) OF THE SECURITIES EXCHANGE ACT OF 1934

For the fiscal year ended September 28, 2008

OR

- TRANSITION REPORT PURSUANT TO SECTION 13 OR 15(d) OF THE SECURITIES EXCHANGE ACT OF 1934

For the transition period from _____ to _____.

Commission file number 0-19528

QUALCOMM Incorporated

(Exact name of registrant as specified in its charter)

Delaware
(State or other jurisdiction of
incorporation or organization)

95-3685934
(I.R.S. Employer
Identification No.)

5775 Morehouse Drive
San Diego, California
(Address of principal executive offices)

92121-1714
(Zip Code)

Registrant's telephone number, including area code: (858) 587-1121

Securities registered pursuant to section 12(b) of the Act:

Title of Each Class	Name of Each Exchange on Which Registered
Common stock, \$0.0001 par value	NASDAQ Stock Market LLC

Securities registered pursuant to Section 12(g) of the Act:

None

Indicate by check mark if the registrant is a well-known seasoned issuer, as defined in Rule 405 of the Securities Act.
YES NO

Indicate by check mark if the registrant is not required to file reports pursuant to Section 13 or Section 15(d) of the Act.
YES NO

Indicate by check mark whether the registrant (1) has filed all reports required to be filed by Section 13 or 15(d) of the Securities Exchange Act of 1934 during the preceding 12 months (or for such shorter period that the registrant was required to file such reports), and (2) has been subject to such filing requirements for the past 90 days. YES NO

Indicate by check mark if disclosure of delinquent filers pursuant to Item 405 of Regulation S-K is not contained herein, and will not be contained, to the best of registrant's knowledge, in definitive proxy or information statements incorporated by reference in Part III of this Form 10-K or any amendment to this Form 10-K.

Indicate by check mark whether the registrant is a large accelerated filer, an accelerated filer, a non-accelerated filer, or a smaller reporting company. See the definitions of "large accelerated filer," "accelerated filer" and "smaller reporting company" in Rule 12b-2 of the Exchange Act. (Check one):

Large accelerated filer Accelerated filer Non-accelerated filer Smaller reporting company

(Do not check if a smaller reporting company)

Indicate by check mark whether the registrant is a shell company (as defined in Rule 12b-2 of the Exchange Act). YES NO

The aggregate market value of the voting and non-voting common equity held by non-affiliates of the registrant as of March 28, 2008 was \$62,723,551,797. *

The number of shares outstanding of the registrant's common stock was 1,655,471,748 as of November 4, 2008.


DOCUMENTS INCORPORATED BY REFERENCE

Portions of the registrant's Definitive Proxy Statement to be filed with the Commission pursuant to Regulation 14A in connection with the registrant's 2009 Annual Meeting of Stockholders, to be filed subsequent to the date hereof, are incorporated by reference into Part III of this Report. Such Definitive Proxy Statement will be filed with the Securities and Exchange Commission not later than 120 days after the conclusion of the registrant's fiscal year ended September 28, 2008.

* Excludes the Common Stock held by executive officers, directors and stockholders whose ownership exceeds 5% of the Common Stock outstanding at March 28, 2008. This calculation does not reflect a determination that such persons are affiliates for any other purposes.

QUALCOMM INCORPORATED
Form 10-K
For the Fiscal Year Ended September 28, 2008
Index

	Page
<u>PART I</u>	
<u>Item 1. Business</u>	1
<u>Overview</u>	1
<u>Wireless Telecommunications Market</u>	6
<u>Wireless Technologies</u>	7
<u>Operating Segments</u>	8
<u>Research and Development</u>	13
<u>Sales and Marketing</u>	13
<u>Competition</u>	13
<u>Patents, Trademarks and Trade Secrets</u>	14
<u>Employees</u>	14
<u>Available Information</u>	15
<u>Executive Officers</u>	15
<u>Item 1A. Risk Factors</u>	16
<u>Item 1B. Unresolved Staff Comments</u>	34
<u>Item 2. Properties</u>	35
<u>Item 3. Legal Proceedings</u>	36
<u>Item 4. Submission of Matters to a Vote of Security Holders</u>	38
<u>PART II</u>	
<u>Item 5. Market for Registrant's Common Equity, Related Stockholder Matters and Issuer Purchases of Equity Securities</u>	39
<u>Item 6. Selected Financial Data</u>	42
<u>Item 7. Management's Discussion and Analysis of Financial Condition and Results of Operations</u>	43
<u>Item 7A. Quantitative and Qualitative Disclosures about Market Risk</u>	57
<u>Item 8. Financial Statements and Supplementary Data</u>	59
<u>Item 9. Changes in and Disagreements with Accountants on Accounting and Financial Disclosure</u>	59
<u>Item 9A. Controls and Procedures</u>	59
<u>Item 9B. Other Information</u>	60
<u>PART III</u>	
<u>Item 10. Directors and Executive Officers and Corporate Governance</u>	61
<u>Item 11. Executive Compensation</u>	61
<u>Item 12. Security Ownership of Certain Beneficial Owners and Management and Related Stockholder Matters</u>	61
<u>Item 13. Certain Relationships and Related Transactions, and Director Independence</u>	61
<u>Item 14. Principal Accounting Fees and Services</u>	61
<u>PART IV</u>	
<u>Item 15. Exhibits and Financial Statement Schedule</u>	62
EX-10.80	
EX-21	
EX-23.1	
EX-31.1	
EX-31.2	
EX-32.1	
EX-32.2	



TRADEMARKS AND TRADE NAMES

QUALCOMM®, OmniTRACS®, OmniVision™, GlobalTRACS®, T2™, T2 Untethered TrailerTRACS™, TrailerTRACS®, TruckMAIL™, OmniExpress®, QConnect®, QCT-®, MSM™, Snapdragon™, Wireless Reach & Design™, gpsOne®, SnapTrack®, BREW®, BREW SDK®, BINARY RUNTIME ENVIRONMENT FOR WIRELESS®, MediaFLO USA™, MediaFLO®, FLO™, FLASH-OFDM®, RadioRouter®, QPoint™, Flarion®, Gobi™, BrandXtend™, Plaza™ and QChat® are trademarks and/or service marks of QUALCOMM Incorporated. QUALCOMM, QUALCOMM Enterprise Services™, QEST™, QUALCOMM CDMA Technologies, QCT, QUALCOMM Technology Licensing, QTL, QUALCOMM Wireless Systems, QWS, QUALCOMM Wireless & Internet, QUALCOMM Wireless & Internet Group, QWI, QUALCOMM Internet Services, QIS, QUALCOMM Government Technologies, QGOV, QUALCOMM MEMS Technologies, QMT, QUALCOMM Technologies & Ventures, QUALCOMM MediaFLO Technologies, QUALCOMM Flarion Technologies, QFT, QUALCOMM Global Development, QUALCOMM Global Trading, QGT, QUALCOMM Strategic Initiatives, QSI, MediaFLO USA, Spike, SnapTrack are trade names of QUALCOMM Incorporated. Firethorn® is a registered trademark of Firethorn Holdings, LLC.

cdmaOne™ is a trademark of the CDMA Development Group, Inc. CDMA2000® is a registered service mark and certification mark of the Telecommunications Industry Association. Globalstar® is a registered trademark and service mark, respectively, of Globalstar, Inc. Nextel Direct Connect® is a registered service mark of Nextel Communications, Inc. Java® is a registered trademark and service mark of Sun Microsystems, Inc. Windows Mobile® is a registered trademark of Microsoft Corporation. Palm OS® is a registered trademark of Palm Inc. Linux® is a registered trademark of Linus Torvalds. Android™ is a trademark of Google Inc. Adobe® Flash® are registered trademarks and service marks of Adobe Systems Incorporated.

All other trademarks, service marks and/or trade names appearing in this document are the property of their respective holders.

Table of Contents

In this document, the words "Qualcomm," "we," "our," "ours" and "us" refer only to QUALCOMM Incorporated and not any other person or entity.

PART I

Item 1. Business

This Annual Report (including, but not limited to, the following section regarding Management's Discussion and Analysis of Financial Condition and Results of Operations) contains forward-looking statements regarding our business, financial condition, results of operations and prospects. Words such as "expects," "anticipates," "intends," "plans," "believes," "seeks," "estimates" and similar expressions or variations of such words are intended to identify forward-looking statements, but are not the exclusive means of identifying forward-looking statements in this Annual Report. Additionally, statements concerning future matters such as the development of new products, enhancements or technologies, sales levels, expense levels and other statements regarding matters that are not historical are forward-looking statements.

Although forward-looking statements in this Annual Report reflect our good faith judgment, such statements can only be based on facts and factors currently known by us. Consequently, forward-looking statements are inherently subject to risks and uncertainties and actual results and outcomes may differ materially from the results and outcomes discussed in or anticipated by the forward-looking statements. Factors that could cause or contribute to such differences in results and outcomes include without limitation those discussed under the heading "Risk Factors" below, as well as those discussed elsewhere in this Annual Report. Readers are urged not to place undue reliance on these forward-looking statements, which speak only as of the date of this Annual Report. We undertake no obligation to revise or update any forward-looking statements in order to reflect any event or circumstance that may arise after the date of this Annual Report. Readers are urged to carefully review and consider the various disclosures made in this Annual Report, which attempt to advise interested parties of the risks and factors that may affect our business, financial condition, results of operations and prospects.

We incorporated in 1985 under the laws of the state of California. In 1991, we reincorporated in the state of Delaware. We operate and report using a 52-53 week fiscal year ending the last Sunday in September. Our 52-week fiscal years consist of four equal quarters of 13 weeks each, and our 53-week fiscal years consist of three 13-week fiscal quarters and one 14-week fiscal quarter. The financial results for our 53-week fiscal years and our 14-week fiscal quarters will not be exactly comparable to our 52-week fiscal years and our 13-week fiscal quarters. Both of the fiscal years ended September 28, 2008 and September 24, 2006 include 52 weeks. The fiscal year ended September 30, 2007 includes 53 weeks.

Overview

In 1989, we publicly introduced the concept that a digital communication technique called CDMA could be commercially successful in wireless communication applications. CDMA stands for Code Division Multiple Access and is one of the main technologies currently used in digital wireless communications networks (also known as wireless networks). CDMA and GSM (which is a form of TDMA (Time Division Multiple Access) and stands for Global System for Mobile Communications) are the primary digital technologies used to transmit a wireless device user's voice or data over radio waves using the wireless network.

Because we led, and continue to lead, the development and commercialization of CDMA technology, we own significant intellectual property, including patents, patent applications and trade secrets, which applies to all versions of CDMA, portions of which we license to other companies and implement in our own products. The wireless communications industry generally recognizes that a company seeking to develop, manufacture and/or sell products that use CDMA technology will require a patent license from us.

There are several versions of CDMA technology that have been adopted worldwide as public cellular standards. The first version, known as cdmaOne, is a second-generation (2G) cellular technology that was first commercially deployed in the mid-1990s. The other subsequent versions of CDMA are popularly referred to as third-generation (3G) technologies known commonly throughout the wireless industry as:

- CDMA2000, including 1X, 1xEV-DO (EV-DO, or Evolution Data Optimized), EV-DO Revision A and EV-DO Revision B;
- Wideband CDMA (WCDMA), also known as Universal Mobile Telecommunications Systems (UMTS), including High Speed Download Packet Access (HSDPA), High Speed Uplink Packet Access (HSUPA) and High Speed Packet Access Plus (HSPA+); and
- CDMA Time Division Duplex (TDD), of which there are currently two versions, Time Division Duplex-CDMA (TD-CDMA) and Time Division Synchronous-CDMA (TD-SCDMA).



Table of Contents

CDMA2000 and WCDMA are deployed today in wireless networks throughout the world. In addition to increasing voice capacity, these 3G CDMA technologies enable greater data capacity at higher data rates. The CDMA2000 family includes CDMA2000 1X, EV-DO Release 0, Revision A and Revision B. EV-DO technologies and future enhancements will allow wireless network operators (also known as wireless operators) to introduce Voice over Internet Protocol (VoIP), multi-megabit-per-second data speeds, multimedia and broadcast capabilities in the coming years.

The WCDMA family includes HSDPA, part of 3rd Generation Partnership Project (3GPP) Release 5, HSUPA, part of 3GPP Release 6, as well as HSPA+, part of 3GPP Release 7. We expect enhancements in future revisions of the 3GPP specifications will further increase performance capacity and data speeds. We expect many WCDMA operators to upgrade their networks to HSUPA and also HSPA+. There are plans to deploy another 3G technology, TD-SCDMA, in China. CDMA2000 is commercially available in China, and it is anticipated that WCDMA will be commercially launched as well.

In the future, we expect a broader range of airlinks will be utilized depending on the spectrum availability and applications offered by each wireless operator. Wireless operators are considering deploying technology based on Orthogonal Frequency Division Multiplexing Access (OFDMA) to complement their existing 3G networks to provide additional bandwidth for data communications. 3GPP is specifying an OFDMA system called Long Term Evolution (LTE), and 3rd Generation Partnership Project 2 (3GPP2) has developed the UMB (Ultra Mobile Broadband) standard. OFDMA technologies being standardized in the 3GPP and 3GPP2 standards bodies will support high data rates in up to 20 megahertz (MHz) channels. Other OFDMA standards, specified by the Institute of Electrical and Electronics Engineers (IEEE), include 802.16 (WiMax) and 802.20. We have been actively pursuing research and development of commercial OFDMA-based wireless communication technologies and have cumulatively filed or acquired over 1,700 United States and 8,100 foreign patent applications related to these technologies. We believe that each of these standards incorporates our patented technologies. Thus far, we have signed eight companies to royalty-bearing licenses under our patent portfolio for use in single-mode OFDMA products (i.e. OFDMA products that do not implement CDMA-based standards). Multimode products, that implement both OFDMA and CDMA technologies, will in most cases be licensed under our existing CDMA license agreements.

Our Revenues. We generate revenues by licensing portions of our intellectual property to manufacturers of wireless products (such as wireless phones and other devices and the infrastructure required to establish and operate a wireless network). We receive licensing fees and royalties on products sold by our licensees that incorporate our patented technologies. We also sell and license products and services, which include:

- CDMA-based integrated circuits (also known as chips or chipsets) and Radio Frequency (RF) and Power Management (PM) chips and system software used in mobile devices (also known as subscriber units, which include handsets and modem cards) and in wireless networks;
- Equipment, software and services used by companies, including those in the transportation industry, and governments to wirelessly connect with their assets, products and workforce;
- Software products and services related to BREW (Binary Runtime Environment for Wireless), a package of products that enable software developers to create applications, or programs, and wireless operators to deliver content to mobile devices;
- Services to wireless operators delivering multimedia content, including live television, in the United States;
- Software and hardware development services;
- Network products based on OFDMA technology to wireless device service providers; and
- Software products and services that enable financial institutions and wireless operators to offer mobile commerce services.

Our Engineering Resources. We have significant engineering resources, including engineers with substantial expertise in CDMA, OFDMA and a broad range of other technologies. Using these engineering resources, we expect to continue to develop new versions of CDMA, OFDMA and other technologies, develop alternative technologies for certain specialized applications (including multicast), participate in the formulation of new wireless telecommunications standards and technologies and assist in deploying wireless voice and data communications networks around the world.

Our Integrated Circuits Business. We develop and supply CDMA-based integrated circuits and system software for wireless voice and data communications, multimedia functions and global positioning system products. We also design and create multimode and multiband integrated circuits incorporating other wireless standards for roaming in global roaming markets. Our integrated circuit products and system software are used in wireless devices, particularly mobile phones, laptops, data modules, handheld wireless computers, data cards and infrastructure equipment. The integrated circuits for wireless devices include the baseband Mobile Station Modem (MSM), RF and PM devices, as well as the system software which enables the other device components to interface with the integrated circuit products and is the foundation software enabling device manufacturers to develop handsets utilizing the functionality within the integrated circuits. These integrated circuits for wireless devices and system software perform voice and data communication, multimedia and global positioning functions, radio conversion between RF and baseband signals and power management. Our infrastructure equipment Cell Site Modem (CSM) integrated circuits and system software perform the core baseband CDMA modem functionality in the wireless operator's base station equipment providing wireless standards-compliant processing of voice and data signals to and from wireless devices. Because of our broad and unique experience in designing and developing CDMA-based products, we not only design the baseband integrated circuit, but the supporting system as well, including the RF devices, PM devices and accompanying software products. This approach enables us to optimize the performance of the wireless device with improved product features, as well as the integration and performance of the network system. Our design of the system allows CDMA systems and devices manufactured by our customers to come to market faster. We provide our integrated circuits and system software, including reference designs and tools, to many of the world's leading wireless device and infrastructure equipment manufacturers. We also provide support to enable our customers to reduce the time required to design their products and bring their products to market faster. We plan to add additional features and capabilities to our integrated circuit products to help our customers reduce the costs and size of their products, to simplify our customers' design processes and to enable more wireless devices and services.

Our Wireless Device Software and Related Services Business. We provide our BREW products and services to support the development of over-the-air and pre-loaded wireless applications and services. We provide BREW to wireless network operators, device manufacturers and software developers. The BREW products and services include the BREW software development kit (SDK) for developers and the BREW applications platform (i.e. software programs) and interface tools for device manufacturers. The BREW platform is a software application that provides an open, standard platform for wireless devices, which means that BREW can be made to interface with many software applications, including those developed by others. We make the BREW SDK available, free of charge, to any qualified person or company interested in developing a new software application for wireless communications. BREW leverages the capabilities available in integrated circuits and system software, enabling our customers to develop feature-rich applications and content while reducing memory and enhancing system performance of the wireless device itself. The BREW Mobile Platform extends the widely deployed BREW applications platform's services and interfaces and incorporates Adobe Flash technology. BREW Mobile Platform provides enhanced capabilities, multimedia and content support, access to device databases, connectivity support and touchscreen user interface development. In addition to CDMA2000, BREW can be used on wireless devices that support other wireless technologies, such as GSM, General Packet Radio System (GPRS), Enhanced Data Rates for GSM Evolution (EDGE) and WCDMA. We also provide QChat, which enables virtually instantaneous push-to-talk functionality on CDMA-based wireless devices, QPoint, which enables wireless operators to offer enhanced 911 (E-911) wireless emergency and other location-based applications and services and BrandXtend, which enables customers to manage, promote and deliver customer-branded content to wireless devices. In addition, we expect to provide Plaza, which enables wireless operators to increase the use of the Internet from mobile devices through the use of applications called widgets, during fiscal 2009.

Our Asset Tracking and Services Business. We design, manufacture and sell equipment, license software and provide services to our customers to enable them to connect wirelessly with their assets, products and workforce. We offer satellite- and terrestrial-based two-way wireless connectivity and position location services to transportation and logistics fleets, construction contractors, original equipment manufacturers and other enterprise companies to enable our customers to track the location and monitor the performance of their assets, and the workflow of their personnel.

Our MediaFLO Business. Our subsidiary, MediaFLO USA, Inc. (MediaFLO USA), began offering its service over our nationwide multicast network based on our MediaFLO Media Distribution System (MDS) and Forward Link Only (FLO) technology in the second quarter of fiscal 2007. This network is utilized as a shared resource for wireless operators and their customers in the United States. The commercial availability of the MediaFLO USA network and service on wireless devices will continue to be determined by our wireless operator partners.

Table of Contents

MediaFLO USA's network uses the 700 MHz spectrum for which we hold licenses nationwide. Additionally, MediaFLO USA has and will continue to procure, aggregate and distribute content in service packages which we will make available on a wholesale basis to our wireless operator customers (whether they operate on CDMA or GSM/WCDMA networks) in the United States.

MediaFLO USA continues to expand the availability of its commercial service. The initial phase of its network launch included several major markets. Verizon Wireless began offering the MediaFLO service in fiscal 2007, and AT&T Inc. began offering the service in fiscal 2008. In addition, MediaFLO USA is actively engaged in discussions with other domestic wireless operators on how they might utilize the MediaFLO USA service.

Our MediaFLO Technologies division is marketing MediaFLO for deployment outside of the United States. Global market awareness of MediaFLO technology has been increasing through our successful trials with British Sky Broadcasting (BSkyB) in the United Kingdom, China Network Systems (CNS) in Taiwan, together with Taiwan Television Enterprise Ltd. (TTV) in Taiwan, PCCW Limited in Hong Kong and Maxis Communications Berhad and ASTRO ALL ASIA NETWORKS Plc, in Malaysia. In addition, we are pursuing numerous other international opportunities to market and deploy MediaFLO. We continue to maintain a joint venture with KDDI Corporation to explore the deployment of MediaFLO service in Japan. FLO technology is now established as a global open standard with the publication of five new Telecommunications Industry Association (TIA) specifications.

Our Mobile Banking Business. We provide a single, secure, certified application embedded on select wireless devices, which enables financial institutions and merchants to deliver branded services to consumers through the wireless devices. Our application enables wireless operators to deliver consumer-convenient, mass-market applications to subscribers, and wireless device users to access and add multiple financial relationships with one password.

Further Investments in New and Existing Products, Services and Technologies. We continue to invest heavily in research and development in a variety of ways, in an effort to extend the market for our products and services.

We continue to develop and commercialize 3G CDMA-based technologies, such as CDMA2000 1X, 1xEV-DO, EV-DO Revision A, EV-DO Revision B, WCDMA, HSDPA (3GPP Release 5), HSUPA (3GPP Release 6), HSPA+ (3GPP Releases 7 and 8) and other future standards. These technologies support more efficient voice communications, broadband access to the Internet, multimedia services, VoIP and other delay sensitive applications (including video telephony, push-to-talk and multiplayer gaming) and other revenue-generating services, in turn accelerating the growth of CDMA. At the same time, we are working to fulfill the growing demand for affordable, voice-centric CDMA wireless devices within the emerging entry-level market through various efforts including the introduction of Single Chip (SC) solutions, streamlined test and certification processes and the aggregation of device procurements. With regard to our 1xEV-DO technology, we have improved its value, performance and economics with EV-DO Revision A, which provides a number of enhancements, including greater spectral efficiency, faster reverse-link data rates, lower latency and optimized quality of service. EV-DO Revision B enables CDMA operators to utilize a software upgrade to allow multiple RF channels to transmit to a single device and hence significantly increase the user data rates (e.g. three times in a 5 MHz bandwidth) and reduce latency for bursty applications. 3GPP standards are also evolving beyond current HSDPA and HSUPA to offer HSPA+ that will enable much higher broadband data rates and higher capacity voice services. We continue to play a significant role in the development of and contributions to the 3GPP standards for HSPA+ and are developing chipset products to help bring these technologies to market.

We also continue to develop and commercialize multimode, multiband and multinetwork products that embody technologies such as GSM, GPRS, EDGE, Bluetooth, Wi-Fi, Universal Serial Bus (USB), FLO, Orthogonal Frequency Division Multiplexing (OFDM), Global System for Mobile Communications-Mobile Application Part (GSM-MAP), American National Standards Institute 41 (ANSI-41) and Internet Protocol-based (IP-based) core networks. We continue to support multiple mobile client software environments in our multimedia and convergence chipsets, such as BREW, Java, Windows Mobile, Palm OS, Linux and Android.

We continue to develop on our own, and with our partners, innovations that are integrated into our product portfolio to further expand the market and enhance the value of our products and services. At the same time, we are active within many industry bodies, including 3GPP, 3GPP2, IEEE, Next Generation Mobile Networks (NGMN) and Open Mobile Alliance (OMA), to encourage the (1) universal implementation of these innovations to support economies of scale and (2) interoperability of these innovations with existing and future mobile communication services to preserve ongoing investments.

Table of Contents

In particular, we continue to contribute to the 3GPP and 3GPP2 standards to enable the next level of mobile broadband data services, based on OFDMA technologies. 3GPP is introducing an OFDMA-based air interface through the LTE standard to deliver higher mobile broadband data rates using channel bandwidths up to 20 MHz. Using 20 MHz of bandwidth, LTE is targeted to support data rates up to 143 megabits per second (Mbps) on the downlink and 75 Mbps on the uplink with two base station antennas and two handset antennas. Using the same bandwidths with four antennas at both the base station and the device, LTE is targeted to support downlink peak data rates of up to 278 Mbps. Data rates will be less with lower bandwidths. In April 2007, 3GPP2 published the first version of UMB, an OFDMA-based specification. UMB is a broadband air interface using primarily OFDMA, but also incorporating CDMA. We expect the performance for UMB and LTE to be similar for a given configuration of spectrum and antennas. These standards also enable end-to-end Internet Protocol (IP) transport using an advanced IP Multimedia Subsystem (IMS) platform to deliver voice (VoIP), multimedia and other broadband data services cost effectively.

LTE and UMB have been proposed to be part of the International Mobile Telecommunications Union-2000 (IMT-2000) specification as part of the normal update process. Multiple wireless operators, including Verizon and Vodafone, have communicated their commitment to LTE as their next generation technology path.

The TDD version of WiMax was accepted as the sixth air interface in the IMT-2000 family using the name OFDMA TDD WMAN (Wireless Metropolitan Area Network). Initial systems utilizing the 802.16e WiMax standard were commercially launched in 2008. These systems are targeted at TDD spectrum and higher frequency bands (e.g. 2.5 and 3.5 gigahertz (GHz)). Similarly, WiBRO, a variant of WiMax, has been deployed in South Korea at 2.3 GHz with limited commercial success. Since the WiMax family of standards has evolved from a wire line legacy, we believe that, in the near future, the efficiency and mobility likely will not be as robust as those technologies that were designed from the ground up for mobile broadband (i.e. LTE and UMB). For example, the two South Korean WiBRO carriers, KTF and SK Telecom, have recently announced that WiBRO will not be extended to carry voice traffic and will be limited to data traffic only due to technical limitations and business considerations. Furthermore, the 3G economies of scale greatly improve the availability and cost structure of 3GPP and 3GPP2 evolved technologies. The OFDMA family of standards is expected to be complementary with 3G services, and we expect to provide multimode chipsets capable of operating across multiple CDMA- and OFDMA-based technology deployment scenarios.

These innovations are expected to enable our customers to improve the performance or value of their existing services, offer these services more affordably and introduce revenue-generating broadband data services ahead of their competition. Our patented technologies, resulting from our strong investment in fundamental system research and development, have been and are expected to continue to play a significant role in each of these future standards.

Wireless Local Area Networks (WLAN), such as Wi-Fi, are complementary to Wide Area Networks (WAN), such as CDMA2000 and WCDMA. CDMA2000 and WCDMA both provide affordable high-speed wireless access to the Internet today. The limited coverage offered by Wi-Fi is well suited for private networks (e.g. enterprises, campuses and homes) and certain public "hot spots" (e.g. airports, conference halls and coffee shops) where data usage is high in a limited portable and stationary environment. 3G CDMA networks, on the other hand, are ideally suited for geographically diverse voice and data coverage (e.g. cities, highways and neighborhoods) and in environments where public access to the Wi-Fi network is blocked due to a firewall (e.g. a client's enterprise). We may incorporate WLAN technology into our future multimode 3G CDMA chipsets as we continue to identify and integrate other complementary wireless technologies into our chipsets.

We are developing our MediaFLO MDS and OFDM-based FLO technology to optimize the low cost delivery of multimedia content to multiple wireless subscribers simultaneously, otherwise known as multicasting. As part of the standardization of FLO technology, the FLO Forum (www.floforum.org) was established in May 2005. To date, more than 90 companies have joined the FLO Forum. In 2005, the TIA established a Committee to develop standards for Terrestrial Mobile Multimedia Multicast. In August 2006, TIA published the Standard Forward Link Only Air Interface Specification based upon the FLO Forum's submissions, thus standardizing the lower layers of the FLO air interface. The TIA has published a total of eight standards relating to the MediaFLO MDS technology and several other standards are currently in development.

We continue to develop our interferometric modulator (IMOD) display technology based on a micro-electro-mechanical-systems (MEMS) structure combined with thin film optics, and early-stage IMOD displays have been incorporated in a limited number of commercial devices. IMOD display technologies may be included in the full range of consumer-targeted mobile products and is expected to provide performance, power consumption and cost benefits as compared to current display technologies.

Table of Contents

We intend to continue our active support of CDMA-based technologies, products and network operations to grow our royalty revenues and integrated circuit and software revenues. From time to time, we may also make acquisitions to meet certain technology needs, to obtain development resources or to pursue new business opportunities.

We plan to continue to make strategic investments in early-stage companies that we believe open new markets for our technology, support the design and introduction of new products and services and/or possess unique capabilities or technology. To the extent that such investments become liquid and meet our strategic objectives, we intend to make regular periodic sales of our interests in these investments that are recognized in investment income (expense).

Corporate Responsibility. At Qualcomm, we realize we have a significant role to play as we strive to better both our local and global communities through ethical business practices, socially empowering technology applications, educational and environmental programs and employee diversity and volunteerism.

- *Community Involvement.* We are dedicated to developing and strengthening communities worldwide and believe that involvement with community organizations is an important avenue for our employees to develop as professionals and as citizens.
- *Diversity.* We strongly believe in fostering an inclusive work environment globally and are committed to advancing opportunities for women and minorities and encouraging diversity through the workforce.
- *Environmental Health and Safety.* We take a proactive approach to programs and techniques that contribute to a better environment for our local communities as well as our employees.
- *Corporate Sustainability.* We are committed to energy efficiency, renewable energy and sustainable best practices to reduce our carbon footprint.
- *Wireless Reach.* We believe access to advanced wireless voice and data services improves people's lives. Qualcomm's Wireless Reach initiative supports programs and solutions that bring the benefits of connectivity to developing communities globally. By working with partners, Wireless Reach projects create new ways for people to communicate, learn, access health care and reach global markets.

Wireless Telecommunications Market

Use of wireless telecommunications devices has increased dramatically in the past decade. According to forecasts made in June 2008 by Strategy Analytics, the number of worldwide mobile subscribers is expected to reach approximately 3.9 billion by the end of 2008 and almost 5.6 billion in 2013, including approximately 4.1 billion unique users, equivalent to a penetration rate of 59%. Growth in the market for wireless telecommunications services has traditionally been fueled by demand for voice communications. There have been several factors responsible for the increasing demand for wireless voice services, including:

- lower cost of wireless handsets, joined with an increasing selection of appealing mobile devices;
- lower cost of service, including flat-rate and bundled long-distance calling plans;
- prepaid services, particularly popular in developing countries;
- increased coverage, roaming, privacy, reliability and clarity of voice transmissions;
- wireless networks becoming the primary communications infrastructure in developing countries due to the higher costs of and longer time required for installing wireline networks; and
- regulatory environments worldwide favoring increased competition in wireless telecommunications.

In addition to the tremendous demand for wireless voice services, wireless service providers are increasingly focused on providing broadband wireless access to the Internet, as well as multimedia entertainment, messaging, mobile commerce and position location services. These services have been aided by the development and commercialization of 3G wireless networks and 3G devices which are capable of supporting higher data rates that incorporate an ever-increasing array of new features and functionality, such as assisted Global Positioning System (GPS)-based position location, digital cameras with flash and zoom capabilities, internet browsers, e-mail, interactive games, music and video downloads and software download capability (e.g. our BREW platform). In October 2008, the Yankee Group, a global market intelligence and advisory firm in the technology and telecommunications industries, estimated that more than 2.9 billion people will be using mobile data services by 2012 and the revenue produced from these services will account for 24% of total wireless service revenue worldwide. We believe the growing availability of 3G-enabled devices capable of performing a wide variety of consumer and enterprise applications will accelerate the demand for many wireless data services on a global basis and thus lead to an increased replacement rate of 2G mobile devices to 3G mobile devices using our technologies and integrated circuits.

Affordable wireless broadband data connectivity is important to the consumer and enterprise, and its demand will continue to drive the evolution of wireless standards.

The adoption of wireless standards for mobile communications within individual countries is generally determined by the telecommunication service providers operating in those countries and, in some instances, local government regulations. Such determinations are typically based on economic criteria and the service provider's evaluation of each technology's ability to provide the features and functionality required for its business plan. More than two decades ago, the European Community developed regulations requiring the use of the GSM standard, a TDMA-based technology. According to Wireless Intelligence, the use of this 2G wireless standard has spread throughout the world and is currently the basis for approximately 80% of the digital mobile communications in use. With the deployment of WCDMA, a 3G CDMA-based technology, by GSM operators, many of the current 3 billion GSM subscribers are expected to upgrade to 3G wireless services in order to enjoy the added features and functionality available with 3G systems, among other things. For instance, a worldwide forecast published by Strategy Analytics in June 2008 indicated that the total number of WCDMA (UMTS) subscribers will grow from 340 million at the end of 2008 to over 2.2 billion by the beginning of 2013.

Wireless Technologies

The significant growth in the use of wireless devices worldwide and demand for enhanced network functionality requires constant innovation to further improve network reliability, expand capacity and introduce new types of services. To meet these requirements, progressive generations of wireless telecommunications technology standards have evolved.

Second Generation. Compared to first generation analog systems, 2G digital technology provided for significantly enhanced efficiency within a fixed spectrum resulting in greatly increased voice capacity. 2G technologies also enabled numerous enhanced services, including paging, e-mail, facsimile, connections to computer networks, greater privacy, lower prices, a greater number of service options and greater fraud protection. However, data services (e-mail, fax, computer connections) were generally limited to low speed transmission rates. The main 2G digital cellular technologies are called cdmaOne or IS-95A/B, a technology we developed and patented, North American TDMA, PDC (Personal Digital Cellular, a variant of North American TDMA), and GSM, also a form of TDMA. At this time, sales of North American TDMA and PDC phones have been discontinued with subscribers being moved to GSM or 3G technologies. Many wireless operators have plans to shut down usage of these 2G systems. Similarly, analog systems have been shut down in many places. In the United States, the Federal Communications Commission (FCC) began permitting wireless operators to shut down the analog system in 2008.

Third Generation. As a result of demand for wireless networks that simultaneously carry both high speed data and voice traffic, the International Telecommunications Union (ITU), a standards setting organization, adopted the 3G standard known as IMT-2000, which encompasses six terrestrial operating radio interfaces, three of them based on our CDMA intellectual property. One other is OFDMA-based, and the other two are TDMA-based.

Some of the advantages of 3G CDMA technology over both analog and TDMA- and GSM-based technologies include increased network capacity, network flexibility, compatibility with internet protocols, higher capacity for data and faster access to data (Internet) and higher data throughput rates. GSM has the benefits of more widespread roaming availability due to its wider worldwide deployment. Handset selling price was once considered an advantage of GSM, however, low-priced CDMA2000 handsets of \$20 or less (wholesale sales price) are available today, further enabling wireless CDMA growth in developing regions.

The current commercial versions of CDMA2000 (1X and 1xEV-DO) provide both voice and high-speed wireless data communications. Position location technology, accomplished through a hybrid approach that utilizes signals from both the GPS satellite constellation and CDMA2000 cell sites, enables CDMA2000 network operators to meet the FCC mandate requiring wireless operators to implement E-911 wireless emergency location services and offer other commercial location-based services. In the future, updates of CDMA2000 1X and 1xEV-DO are expected to further increase capacity and performance. Other enhancements, such as multicast services, higher-resolution displays, improvements to extend battery life, push-to-talk services and VoIP are becoming available to improve the user experience and operator profitability. The price differential between low-end 3G CDMA2000 devices and GSM devices is diminishing.

GSM operators around the world, including those in the European Community and AT&T in the United States, have focused primarily on the UMTS Terrestrial Radio Access-Frequency Division Duplexing (UTRA-FDD) radio interface of the IMT-2000 standard, known as WCDMA (standardized as UMTS), which is based on our underlying CDMA technology and incorporates many of our patented inventions (as are all of the CDMA radio interfaces of the IMT-2000 Standard). The majority of the world's leading wireless device and infrastructure manufacturers (more than 95) have licensed our technology for use in WCDMA products, enabling them to utilize this WCDMA mode of the 3G technology.

Table of Contents

A number of GSM operators deployed second and a half generation (2.5G) mobile packet data technologies, such as GPRS and EDGE in areas serviced by GSM, as a bridging technology, while they waited for 3G WCDMA devices to become more readily available and affordable so they can justify the expense of upgrading their GSM system to provide WCDMA service. In some regions of the world, regulatory restrictions have prevented deploying WCDMA in the lower frequency bands used by GSM, thus requiring more cell sites for WCDMA to provide coverage. As a result, in less dense areas, some wireless operators have not deployed WCDMA. From a technological perspective, we do not believe that GPRS and EDGE effectively compete with 3G CDMA-based packet data services, either on a cost per bit transmitted or performance basis. The European Union permitted IMT-2000 technologies, which include WCDMA, to be deployed in the lower frequency 900 MHz band. This is called UMTS900. Commercial deployments of UMTS900 began in November 2007, and we expect to see further deployments utilizing the advantages of UMTS900.

The three ITU 3G CDMA radio interfaces are all based on the underlying core principles of CDMA technology; however, the CDMA2000 mode enables a direct and more economical conversion for current cdmaOne networks. While the WCDMA wireless air interface does use CDMA technology for communications between the wireless device and the network, the core network has been specifically designed to be compatible with the GSM core network, which is why GSM operators will migrate to WCDMA rather than to CDMA2000. Our intellectual property rights include a valuable patent portfolio essential to implementation of each of the 3G CDMA alternative standards and patents that are useful for commercially successful product implementations. Generally, we have licensed substantially all of our patents to our CDMA subscriber and infrastructure equipment licensees.

These 3G CDMA versions (CDMA2000, WCDMA, TD-CDMA and TD-SCDMA) from a technological perspective require separate implementations and are not interchangeable. While the fundamental core technologies are derived from CDMA and, in addition to other features and functionality, are covered by our patents, they each require unique infrastructure products, network design and management. However, subscriber roaming amongst systems using different air interfaces is made possible through multimode wireless devices.

Operating Segments

Consolidated revenues from international customers and licensees as a percentage of total revenues were 91% in fiscal 2008 and 87% in both fiscal 2007 and 2006. During fiscal 2008, 35%, 21% and 14% of our revenues were from customers and licensees based in South Korea, China and Japan, respectively, as compared to 31%, 21% and 17% during fiscal 2007, respectively, and 32%, 17% and 21% during fiscal 2006, respectively. Revenues from two customers, LG Electronics and Samsung Electronics Company, constituted a significant portion (each more than 10%) of consolidated revenues in fiscal 2008, 2007 and 2006.

Qualcomm CDMA Technologies Segment (QCT). QCT is a leading developer and supplier of CDMA-based integrated circuits and system software for wireless voice and data communications, multimedia functions and global positioning system products. QCT's integrated circuit products and system software are used in wireless devices, particularly mobile phones, data cards and infrastructure equipment. These products provide customers with advanced wireless technology, enhanced component integration and interoperability and reduced time-to-market. QCT markets and sells products in the United States through a sales force based in San Diego, California and internationally through a direct sales force based in China, Germany, India, Italy, Japan, South Korea, Taiwan and the United Kingdom. QCT products are sold to many of the world's leading wireless handset, data card, laptop and infrastructure manufacturers. In fiscal 2008, QCT shipped approximately 336 million MSM integrated circuits for CDMA wireless devices worldwide. QCT revenues comprised 60%, 59% and 58% of total consolidated revenues in fiscal 2008, 2007 and 2006, respectively.

QCT utilizes a fabless production business model, which means that we do not own or operate foundries for the production of silicon wafers from which our integrated circuits are made. Integrated circuits are die cut from silicon wafers that have completed the assembly and final test manufacturing processes. Die cut from silicon wafers are the essential components of all of our integrated circuits and a significant portion of the total integrated circuit cost. We rely on independent third party suppliers to perform the manufacturing and assembly, and most of the testing, of our integrated circuits. Our suppliers are also responsible for the procurement of most of the raw materials used in the production of our integrated circuits. We employ both turnkey and two-stage manufacturing business models to purchase our integrated circuits. Turnkey is when our foundry suppliers are responsible for delivering fully assembled and tested integrated circuits. Under the two-stage manufacturing business model, we purchase die from semiconductor manufacturing foundries and contract with separate third party manufacturers for back-end assembly and test services. We refer to this two-stage manufacturing business model as Integrated Fabless Manufacturing (IFM). Our fabless model provides us the flexibility to select suppliers that offer advanced process technologies to manufacture, assemble and test our integrated circuits at a competitive price.

Table of Contents

IBM, Chartered Semiconductor Manufacturing Ltd., Samsung Electronics Co., Taiwan Semiconductor Manufacturing Company, Ltd. and United Microelectronics Corporation are the primary foundry suppliers for our family of baseband integrated circuits. Chartered Semiconductor Manufacturing Ltd., Freescale Semiconductor, Inc., IBM, Semiconductor Manufacturing International Corporation and Taiwan Semiconductor Manufacturing Company, Ltd. are the primary foundry suppliers for our family of analog, RF and PM integrated circuits. Advanced Semiconductor Engineering Inc., Amkor Technology Inc. and STATSChipPAC Ltd. are the primary back-end semiconductor assembly and test (SAT) suppliers under our IFM model.

QCT offers a broad portfolio of products, including both wireless device and infrastructure integrated circuits, in support of CDMA2000 1X, 1xEV-DO as well as the EV-DO Revision A, EV-DO Revision B and UMB evolutions of CDMA 2000 technology. Leveraging our expertise in CDMA, we have also developed integrated circuits for manufacturers and wireless operators deploying the WCDMA version of 3G. More than 30 device manufacturers have selected our WCDMA products that support GSM/GPRS, WCDMA, HSDPA and HSUPA for their devices. We have not commercially sold a CSM integrated circuit product for WCDMA base station equipment.

Our gpsOne position location technology is in more than 300 million gpsOne enabled devices sold worldwide. Compatible with all major air interfaces, our gpsOne technology is the industry's only fully-integrated wireless baseband and assisted GPS product, and has enabled CDMA system operators to cost-effectively meet the FCC's E-911 mandate.

Our MSM integrated circuit products are offered on four distinct platforms (Value, Multimedia, Enhanced Multimedia and Convergence) with varying capabilities in order to address specific market segments and offer products tailored to the needs of users in those various market segments. The Value Platform addresses entry-level markets and enables voice-centric and low-end data-capable wireless devices. The Value Platform includes our Qualcomm Single Chip (QSC) product family, the industry's first single-chip products targeted at lowering overall handset costs and driving the broader adoption of high-speed data services in emerging markets. The Multimedia and Enhanced Multimedia Platforms are designed to facilitate the rapid adoption of high-speed wireless data applications. The Convergence Platform enables mobile applications requiring significant processing capabilities and wide range of connectivity capabilities. MSM chipsets integrate unique combinations of features – such as multi-megapixel cameras, videotelephony, streaming multimedia, audio, interactive 3D graphics, advanced position-location capabilities through integrated gpsOne technology and peripheral connectivity – to enable a wide range of devices.

The Snapdragon platform of chipset products is designed to enable computing-centric devices that also offer a full range of wireless connectivity capabilities. Based on the Scorpion microprocessor, the Snapdragon platform expands Qualcomm's reach beyond the traditional wireless market into computing and consumer electronics markets.

Multimode Gobi modules are designed to deliver embedded mobile wireless connectivity to notebook computers. Supporting numerous air interfaces, Gobi modules also feature GPS capabilities to allow notebook manufacturers to more easily offer greater connectivity with their products.

Our Universal Broadcast Modem integrated circuit supports our FLO technology, as well as Digital Video Broadcasting-Handheld (DVB-H) and one-segment Integrated Services Digital Broadcasting-Terrestrial (ISDB-T), creating a common platform that device manufacturers can leverage to address multiple standards. The Universal Broadcast Modem product interfaces with integrated circuits from the Enhanced Multimedia and Convergence Platforms for both CDMA2000 and WCDMA networks.

The markets in which our QCT segment operates are intensely competitive. QCT competes worldwide with a number of United States and international semiconductor designers and manufacturers. As a result of the trend toward a larger CDMA wireless market, global expansion by foreign and domestic competitors, technological changes and the potential for further industry consolidation, we anticipate the market to remain very competitive. In addition, in the new markets we have entered or plan on entering, we expect to encounter significant competition. We believe that the principal competitive factors for CDMA integrated circuit providers to our addressed markets are product performance, level of integration, quality, compliance with industry standards, price, time-to-market, system cost, design and engineering capabilities, new product innovation and customer support. The specific bases on which we compete against alternative CDMA integrated circuit providers vary by product platform. We also compete in both single- and dual-mode environments against alternative wireless communications technologies including, but not limited to, GSM/GPRS/EDGE, TDMA, WiMax and analog.

Table of Contents

QCT's current competitors include major semiconductor companies such as Freescale, Infineon, Marvell, ST-NXP Wireless, Texas Instruments and VIA Telecom, as well as major telecommunication equipment companies such as Ericsson, Matsushita and Motorola, who design their own integrated circuits and software for certain products. QCT also faces competition from some early-stage companies. Our competitors may devote significantly greater amounts of their financial, technical and other resources to market competitive telecommunications systems or to develop and adopt competitive digital cellular technologies, and those efforts may materially and adversely affect QCT. Moreover, competitors may offer more attractive product pricing or financing terms than we do as a means of gaining access to the wireless telecommunications markets or to new customers.

Qualcomm Technology Licensing Segment (QTL). QTL grants licenses to use portions of our intellectual property portfolio, which includes certain patent rights essential to and/or useful in the manufacture and sale of certain wireless products, including, without limitation, products implementing cdmaOne, CDMA2000, WCDMA, CDMA TDD and/or OFDMA (including WiMax) standards and their derivatives. QTL receives revenues from license fees as well as ongoing royalties based on worldwide sales by licensees of products incorporating or using our intellectual property. License fees are fixed amounts paid in one or more installments. Ongoing royalties are generally based upon a percentage of the wholesale selling price of licensed products, net of certain permissible deductions (e.g. certain shipping costs, packing costs, VAT, etc.) and/or a fixed per unit amount. Revenues generated from royalties are subject to quarterly and annual fluctuations. QTL revenues comprised 33%, 31% and 33% of total consolidated revenues in fiscal 2008, 2007 and 2006, respectively.

As part of our strategy to generate new and ongoing licensing revenues and expand the marketplace, significant resources are allocated to develop leading-edge technology for the telecommunications industry. In addition to licensing manufacturers of subscriber and network equipment, we have made our essential CDMA patents available to competitors of our QCT segment. We have entered into agreements with certain companies, including EoNex Technologies, Fujitsu, Infineon, NEC, Philips, Renesas and Texas Instruments. These agreements permit the manufacture of CDMA-based integrated circuits. In exchange for these rights, we are, in various cases, entitled to receive fees, royalties (determined as a percentage of the selling price of the integrated circuits) and/or royalty-free rights, which allow us to use these companies' CDMA and, in some cases, non-CDMA intellectual property for specified purposes. In every case, these agreements do not allow such integrated circuit suppliers to pass through rights under Qualcomm's patents to such suppliers' customers, and such customers' sales of CDMA-based wireless subscriber devices into which such suppliers' integrated circuits are incorporated are subject to the payment of royalties to us in accordance with the customers' separate licensing arrangements with us.

We face competition in the development of intellectual property for future generations of digital wireless communications technology and services. On a worldwide basis, we currently compete primarily with the GSM/GPRS/EDGE digital wireless telecommunications technologies. GSM has been utilized extensively in Europe, much of Asia other than Japan and South Korea, and certain other countries. To date, GSM has been more widely adopted than CDMA, however, CDMA technologies have been adopted for all 3G wireless systems. In addition, most GSM operators have deployed GPRS, a packet data technology, as a 2.5G bridge technology, and a number of GSM operators have deployed or are expected to deploy EDGE, while waiting for 3G WCDMA to become more cost effective for their system. A limited number of wireless operators have commercially deployed and other wireless operators have started testing OFDMA technology, a multi-carrier transmission technique not based on CDMA technology, which divides the available spectrum into many carriers, with each carrier being modulated at a low data rate relative to the combined rate for all carriers. We have invested in both the acquisition and the development of OFDMA technology and intellectual property. Thus far, we have signed eight companies to royalty-bearing licenses under our patent portfolio for use in single-mode OFDMA products.

Qualcomm Wireless & Internet Segment (QWI). QWI revenues comprised 7%, 9% and 10% of total consolidated revenues in fiscal 2008, 2007 and 2006, respectively. The four divisions aggregated into QWI are:

Qualcomm Internet Services (QIS). The QIS division provides technology to support and accelerate the growth of the wireless data market. The BREW products and services facilitate the delivery of data services. QIS offers a comprehensive set of BREW offerings (QPoint and BrandXtend) to meet the distinct needs of companies delivering mobile products and services around the world. The BREW platform is part of a complete package of products for wireless applications development, device configuration, application distribution and billing and payment. In addition, QIS expects to provide Plaza, which enables wireless operators to increase the use of the Internet from mobile devices through the use of applications called widgets, during fiscal 2009. The QIS division develops and sells business-to-business products and services to companies worldwide, through a sales and marketing team headquartered in San Diego, California with offices worldwide. The QIS sales and marketing strategy is to enter into agreements with companies in target markets by providing comprehensive technology and services that combine wireless Internet, data and voice capabilities.

Table of Contents

In October 2006, we announced an agreement with Sprint for the continued development and use of our QChat product, a next-generation push-to-talk technology designed to deliver advanced walkie-talkie services optimized for EV-DO Revision A wireless networks, as well as interoperability with the Nextel National Network which uses Integrated Dispatch Enhance Network (iDEN) technology. QChat enables one-to-one (private) and one-to-many (group) calls over 3G CDMA networks. The technology also allows over-the-air upgrades of mobile device software, management of group membership by subscribers and ad-hoc creation of chat groups. QChat uses VoIP technologies, thereby sending voice information in digital form over IP-based data networks (including CDMA) in discrete packets rather than the traditional circuit-switched protocols of the public switched telephone network. In June 2008, Sprint announced the commercial availability of its Nextel Direct Connect service in over 40 markets, based on our QChat technology.

We have numerous competitors for each of our BREW products and services. These competitors are continuing to develop their products with a focus on client provisioning, user interface, content distribution and billing products and services. Competitors are attempting to offer value-added products and services similar, in many cases, to our existing or developing BREW technologies. In some cases, competitors attempt to displace only certain components or areas of the greater BREW offering, such as only the runtime client/device environment portion of BREW. Certain competitors in the computing and device manufacturing industries are attempting to replicate the entire BREW system offering, including both runtime device environments and billing/distribution systems. Similarly, some wireless operators are developing their own products by piecing together both internal and external components. Emergence of these and other new competitors may adversely impact our margins and market share. On a worldwide basis, our QChat product competes with numerous push-to-talk services including iDEN, which is used principally in the United States, Latin America and South America. The push-to-talk services market is nascent outside the United States with several competing standards- and non-standards-based technologies.

Qualcomm Enterprise Services (QES). The QES division provides equipment, software and services to enable companies to wirelessly connect with their assets, products and workforce. QES offers satellite- and terrestrial-based two-way wireless connectivity and position location services to transportation and logistics fleets, construction contractors, original equipment manufacturers and other enterprise companies that permit customers to track the location and monitor performance of their assets, communicate with their personnel and collect data. QES also sells products that operate on the Globalstar low-Earth-orbit satellite-based telecommunications systems and provides related services. The QES division markets and sells products through a sales force, partnerships and distributors based in the United States, Europe, the Middle East, Argentina, Brazil, Canada, China, Japan, South Korea and Mexico. Through September 2008, we have shipped approximately 1,302,000 satellite- and terrestrial-based mobile communications systems, which currently operate in 30 countries. Wireless transmissions and position tracking for satellite-based systems are provided by using leased transponders on commercially available geostationary Earth orbit satellites. The terrestrial-based systems use wireless digital and analog terrestrial networks for messaging transmission and the GPS constellation for position tracking. We generate revenues from license fees, sales of network products and terminals, and information and location-based service fees.

In the United States and Mexico, we manufacture mobile communications equipment, sell related software packages and provide ongoing messaging and maintenance services. Message transmissions for operations in the United States are formatted and processed at our Network Management Center in San Diego, California, with a fully-redundant backup Network Management Center located in Las Vegas, Nevada.

Existing competitors of our QES division offering alternatives to our products are aggressively pricing their products and services and could continue to do so in the future. In our domestic markets, we face over fifteen key competitors to our OmniVision, OmniTRACS, TruckMAIL, OmniExpress, T2 Untethered TrailerTRACS and QConnect products and services, as well as over six key competitors to our GlobalTRACS system. Internationally, we face several key competitors in Europe and Mexico. These competitors are offering new value-added products and services similar in many cases to our existing or developing technologies. Emergence of new competitors, particularly those offering low cost terrestrial-based products and current as well as future satellite-based systems, may impact margins and intensify competition in new markets. Similarly, some original equipment manufacturers of trucks and truck components are beginning to offer built-in, on-board communications and position location reporting systems that may impact our margins and intensify competition in our current and new markets. We are currently in discussions with some trucking manufacturers about using our products as their embedded solution.

Qualcomm Government Technologies (QGOV). The QGOV division provides development, hardware and analytical expertise involving wireless communications technologies to United States government (USG) agencies. In fiscal 2008, QGOV adapted, integrated and shipped CDMA2000 1X and EV-DO deployable base stations to the USG. We have also continued to ship 2G CDMA secure wireless terrestrial phones for the USG that operate in enhanced security modes (referred to as Type 1) and incorporate end-to-end encryption. Additionally, OmniTRACS products and services are used for USG worldwide applications and were sold to the USG during fiscal 2008. Based on the percentage of QGOV revenues to our total consolidated revenues, the USG is not a major customer.

Table of Contents

Firehorn. Firehorn provides a single, secure, certified application embedded on select wireless devices, which enables financial institutions and merchants to deliver branded services to consumers through the mobile devices. Our application enables wireless operators to deliver consumer-convenient, mass-market applications to subscribers, and mobile device users to access and add multiple financial relationships with one password.

Qualcomm Strategic Initiatives Segment (QSI). We make strategic investments to promote the worldwide adoption of CDMA-based products and services for wireless voice and internet data communications, including CDMA operators, licensed device manufacturers and companies that support the design and introduction of new CDMA-based products or possess unique capabilities or technology. We make strategic investments in early-stage companies and, from time to time, venture funds to support the adoption of CDMA and the use of the wireless Internet.

Our MediaFLO USA subsidiary operates a nationwide multicast network in the United States based on our MDS and FLO technology. MediaFLO USA uses 700 MHz spectrum for which we hold licenses nationwide to deliver high-quality video and audio programming to wireless subscribers. Additionally, MediaFLO USA procures, aggregates and distributes content in service packages which we make available on a wholesale basis to our wireless operator customers (regardless of whether they operate CDMA or GSM/WCDMA networks) in the United States. The commercial availability of the MediaFLO network and service is determined by our wireless operator partners.

MediaFLO USA's Broadcast Operations Center and Network Operations Center are based in San Diego, California. Verizon Wireless began offering the MediaFLO USA service during fiscal 2007, and AT&T Inc. began offering the service in fiscal 2008. In addition, MediaFLO USA is actively engaged in discussions with other domestic wireless operators on how they might utilize the MediaFLO USA service.

We are developing our MediaFLO technology to enable MediaFLO USA and potentially other international wireless operators to optimize the low cost delivery of multimedia content to multiple wireless subscribers simultaneously. Our efforts to sell this technology internationally are being conducted by a nonreportable segment (MFT), and not by QSI, as we do not intend to pursue an exit strategy from the MFT business. Our MediaFLO technology is designed specifically to bring broadcast quality video to mobile devices efficiently and cost effectively. The MediaFLO technology operates on a dedicated broadcast network and is complementary to wireless network operators currently operating on CDMA2000 1xEV-DO or WCDMA networks.

As part of our strategic investment activities, we intend to pursue various exit strategies at some point in the future, which may include distribution of our ownership interest in MediaFLO USA to our stockholders in a spin-off transaction.

Other Businesses.

Qualcomm MEMS Technologies (QMT). QMT is developing display technology for the full range of consumer-targeted mobile products. QMT's IMOD display technology, based on a MEMS structure combined with thin film optics, is expected to provide performance, power consumption and cost benefits as compared to current display technologies. With the inclusion of color displays in all types of wireless devices, including models at the low end of the market, the cost of the display has become an even more significant factor in the overall cost of the device. An IMOD display should cost less to manufacture than a comparable liquid crystal display because it requires fewer components and processing steps, thus supporting advanced multimedia capabilities on all tiers of mobile devices.

Qualcomm Flarion Technologies (QFT). QFT is the developer and provider of fast low-latency access with seamless handoff-OFDM (FLASH-OFDM), the wireless industry's first fully mobile OFDMA offering. FLASH-OFDM is an air interface technology designed for the delivery of advanced internet services in the mobile environment. Through FLASH-OFDM, QFT created an end-to-end network offering for mobile operators, which includes the RadioRouter base station product line, wireless modems, embedded chipsets and system software. The all-IP wireless network supports both broadband data and packetized voice applications. QFT's considerable expertise with OFDMA technology is now focused on the development of Qualcomm's LTE program and the creation of innovative next generation air interface technologies.

MediaFLO Technologies (MFT). MFT is developing our MediaFLO technology and marketing it for deployment outside of the United States. The market for mobile-TV remains highly nascent with numerous competing technologies and standards.

Table of Contents

Research and Development

The wireless telecommunications industry is characterized by rapid technological change, requiring a continuous effort to enhance existing products and develop new products and technologies. Our research and development team has a demonstrated track record of innovation in wireless communications technologies. Our research and development expenditures in fiscal 2008, 2007 and 2006 totaled approximately \$2.3 billion, \$1.8 billion and \$1.5 billion, respectively. Research and development expenditures were primarily related to integrated circuit products, next generation CDMA and OFDMA technologies, the expansion of our intellectual property portfolio and other initiatives to support the acceleration of advanced wireless products and services, including lower cost devices, the integration of wireless with consumer electronics and computing, the convergence of multiband, multimode, multinetwork products and technologies, third party operating systems and services platforms. The technologies supporting these initiatives may include CDMA2000 1X, 1xEV-DO, EV-DO Revision A, EV-DO Revision B, WCDMA, HSDPA, HSUPA, HSPA+ and OFDMA. Research and development expenditures were also incurred related to the development of our FLO technology, MediaFLO MDS, IMOD display products using MEMS technology, BREW products and mobile commerce applications.

We have research and development centers in various locations throughout the world that support our global development activities and ongoing efforts to advance CDMA and a broad range of other technologies. We continue to use our substantial engineering resources and expertise to develop new technologies, applications and services and make them available to licensees to help grow the wireless telecommunications market and generate new or expanded licensing opportunities. In addition to internally sponsored research and development, we perform contract research and development for various government agencies and commercial contractors.

Sales and Marketing

Sales and marketing activities of our operating segments are discussed under Operating Segments in Item 1. Other marketing activities include public relations, web-marketing, participation in technical conferences and trade shows, development of business cases and white papers, competitive analyses, market intelligence and other marketing programs. Corporate Marketing provides company information on our Internet site and through other media regarding our products, strategies and technology to industry analysts and for publications.

Competition

Competition to our operating segments is discussed under Operating Segments in Item 1. Competition in the telecommunications industry throughout the world continues to increase at a rapid pace as businesses and governments realize the market potential of wireless telecommunications products and services. We have facilitated competition in the wireless market by licensing and enabling a large number of manufacturers. Although we have attained a significant position in the industry, many of our current and potential competitors may have advantages over us, including:

- longer operating histories and market presence;
- greater name recognition;
- motivation by our customers in certain circumstances to find alternate suppliers;
- access to larger customer bases;
- economies of scale and cost structure advantages;
- greater sales and marketing, manufacturing, distribution, technical and other resources; and
- government support of other technologies (e.g. GSM).

These competitors may have more established relationships and greater technical, marketing, sales and distribution capabilities and greater access to channels in markets not currently deploying wireless communications technology or markets primarily deploying 2G wireless communications technology. These competitors also have established or may establish financial or strategic relationships among themselves or with our existing or potential customers, resellers or other third parties. These relationships may affect customers' decisions to purchase products or license technology from us or to use alternative technologies. Accordingly, new competitors or alliances among competitors could emerge and rapidly acquire significant market share to our detriment. In addition, many of these companies are licensees of our technologies and have established market positions, trade names, trademarks, patents, copyrights, intellectual property rights and substantial technological capabilities. We may face competition throughout the world with new technologies and services introduced in the future as additional competitors enter the marketplace for products based on 3G standards or other wireless technologies. Although we intend to continue to develop improvements to existing technologies, as well as potential new technologies, there may be a continuing competitive threat from companies introducing alternative versions of wireless technologies. We

also expect that the price we charge for our products and services may continue to decline as competition intensifies.

Patents, Trademarks and Trade Secrets

We rely on a combination of patents, copyrights, trade secrets, trademarks and proprietary information to maintain and enhance our competitive position. We have cumulatively filed or acquired approximately 8,900 United States patent applications, of which approximately 2,900 patents have been issued. The vast majority of such patents and patent applications relate to digital wireless communications technologies, including patents that are essential or may be relevant to CDMA2000, UMTS, TD-SCDMA, TD-CDMA and OFDMA products. We also have and will continue to actively file for broad patent protection outside the United States. We have cumulatively filed or acquired approximately 44,000 foreign patent applications, of which approximately 14,300 patents have been issued, with broad coverage throughout most of the world, including China, Japan, South Korea, Europe, Brazil, India, Taiwan and elsewhere.

Standards bodies have been informed that we hold patents that might be essential for all 3G standards that are based on CDMA. We have committed to such standards bodies that we will offer to license our essential patents for these CDMA standards on a fair and reasonable basis free from unfair discrimination. We have also informed standards bodies that we may hold essential intellectual property rights for certain standards that are based on OFDMA technology, e.g. 802.16e, 802.16m, 802.20, UMB and LTE.

Since our founding in 1985, we have focused heavily on technology development and innovation. These efforts have resulted in a leading intellectual property portfolio related to wireless technology. Because all commercially deployed forms of CDMA and their derivatives require the use of our patents, our patent portfolio is the most widely and extensively licensed portfolio in the industry with over 155 licensees. Over the years a number of companies have challenged our patent position but at this time most, if not all, companies recognize that any company seeking to develop, manufacture and/or sell products that use CDMA technologies will require a patent license from us. In all cases we have licensed our patented technologies to interested companies on terms that are fair, reasonable and free from unfair discrimination. Unlike some other companies in our industry that hold back certain key technologies, we offer interested companies the opportunity to license essentially our entire patent portfolio for use in subscriber devices and cell site infrastructure equipment. Our broad licensing strategy has been a catalyst for industry growth, helping to enable a wide range of companies offering a broad array of wireless products and features while driving down average and low-end selling prices for 3G handsets and other wireless devices. By licensing a wide range of equipment manufacturers, encouraging innovative applications, supporting equipment manufacturers with a total chipset and software solution, and focusing on improving the efficiency of the airlink for wireless operators, we have helped 3G CDMA evolve, grow, and reduce device pricing all at a faster pace than the second generation technologies that preceded it (e.g. GSM).

Under our license agreements, licensees are generally required to pay us a license fee as well as ongoing royalties based on a percentage of the wholesale selling price, net of certain permissible deductions (e.g. certain shipping costs, packing costs, VAT, etc.), of subscriber and infrastructure equipment and/or a fixed per unit amount. License fees are paid in one or more installments, while royalties generally continue throughout the life of the licensed patents. We believe that our licensing terms are reasonable and fair to the companies that benefit from our intellectual property and provide significant incentives for others to invest in CDMA (including WCDMA) applications, as evidenced by the significant growth in the CDMA portion of the wireless industry and the number of CDMA participants. Our license agreements generally provide us rights to use certain of our licensees' technology and intellectual property rights to manufacture and sell certain products, e.g. Application-Specific Integrated Circuits (ASICs) and related software, subscriber units and/or infrastructure equipment. In most cases, our use of our licensees' technology and intellectual property is royalty free. However, under some of the licenses, if we incorporate certain of the licensed technology or intellectual property into certain products, we are obligated to pay royalties on the sale of such products.

As part of our strategy to generate licensing revenues and support worldwide adoption of our CDMA technology, we license to other companies the rights to design, manufacture and sell products utilizing certain portions of our CDMA intellectual property. Our current publicly announced CDMA licensees are listed on our Internet site (www.qualcomm.com).

Employees

As of September 28, 2008, we employed approximately 15,400 full-time, part-time and temporary employees. During fiscal 2008, the number of employees increased by approximately 2,600 primarily due to increases in engineering resources.

Available Information

Our Internet address is www.qualcomm.com. There we make available, free of charge, our annual report on Form 10-K, quarterly reports on Form 10-Q, current reports on Form 8-K and any amendments to those reports, as soon as reasonably practicable after we electronically file such material with, or furnish it to, the Securities and Exchange Commission (SEC). We also make available on our Internet site public financial information for which a report is not required to be filed with or furnished to the SEC. Our SEC reports and other financial information can be accessed through the investor relations section of our Internet site. The information found on our Internet site is not part of this or any other report we file with or furnish to the SEC.

The public may read and copy any materials that we file with the SEC at the SEC's Public Reference Room located at 100 F Street, N.E., Washington, D.C. 20549. The public may obtain information on the operation of the Public Reference Room by calling the SEC at 1-202-551-8090. The SEC also maintains electronic versions of our reports on its website at www.sec.gov.

Executive Officers

Our executive officers (and their ages as of September 28, 2008) are as follows:

Paul E. Jacobs, age 45, has served as a director since June 2005 and as our Chief Executive Officer since July 2005. He served as Group President of the Qualcomm Wireless & Internet Group from July 2001 to June 2005. In addition, he served as an Executive Vice President from February 2000 to June 2005. Dr. Jacobs joined the Company in 1986. Dr. Jacobs holds a B.S. degree in Electrical Engineering and Computer Science, an M.S. degree in Electrical Engineering and a Ph.D. degree in Electrical Engineering and Computer Science from the University of California, Berkeley. Dr. Paul Jacobs is the son of Dr. Irwin Mark Jacobs, Chairman of our Board of Directors, and the brother of Jeffrey A. Jacobs, our Chief Marketing Officer.

Steven R. Altman, age 47, has served as our President since July 2005. He served as an Executive Vice President from November 1997 to June 2005 and as President of QTL from September 1995 to April 2005. He currently serves on the board of Amylin Pharmaceuticals, Inc. Mr. Altman holds a B.S. degree from Northern Arizona University and a J.D. from the University of San Diego.

Irwin Mark Jacobs, age 74, one of the founders of the Company, has served as Chairman of the Board of Directors since it began operations in July 1985. He also served as our Chief Executive Officer from July 1985 to June 2005. Dr. Jacobs holds a B.S. degree in Electrical Engineering from Cornell University and M.S. and Sc.D. degrees from the Massachusetts Institute of Technology. Dr. Irwin Jacobs is the father of Dr. Paul Jacobs, a member of our Board of Directors and our Chief Executive Officer, and Jeffrey A. Jacobs, our Chief Marketing Officer.

William E. Keitel, age 55, has served as an Executive Vice President since December 2003 and as our Chief Financial Officer since February 2002. He previously served as a Senior Vice President and as our Corporate Controller from May 1999 to February 2002. Mr. Keitel holds a B.A. degree in Business Administration from the University of Wisconsin and an M.B.A. from Arizona State University.

Donald J. Rosenberg, age 57, has served as Executive Vice President, General Counsel and Corporate Secretary since October 2007. He served as Senior Vice President, General Counsel and Corporate Secretary for Apple Computer, Inc. from December 2006 to October 2007. From May 1975 to November 2006, Mr. Rosenberg held numerous positions at IBM Corporation, including Senior Vice President and General Counsel. Mr. Rosenberg holds a B.S. degree from the State University of New York at Stony Brook and a J.D. from St. John's University School of Law.

Derek K. Aberle, age 38, has served as an Executive Vice President and as President of QTL since September 2008. From October 2006 to September 2008, he served as a Senior Vice President and as General Manager of QTL. Mr. Aberle joined the Company in December 2000 and prior to October 2006 held positions ranging from Legal Counsel to Vice President and General Manager of QTL. Mr. Aberle holds a B.A. degree in Business Economics from the University of California, Santa Barbara and a J.D. from the University of San Diego.

Andrew M. Gilbert, age 45, has served as an Executive Vice President and President of Qualcomm Internet Services (QIS), MediaFLO Technologies (MFT) and Qualcomm Europe since January 2008. He served as President, Qualcomm Europe since February 2006 and as a Senior Vice President from November 2006 to January 2008. Mr. Gilbert joined Qualcomm in January 2006 as Vice President, Europe. Prior to joining Qualcomm, he served as Vice President and General Manager of Flarion Technologies' European, Middle Eastern and African regions from May 2002 to January 2006.



Table of Contents

Jeffrey A. Jacobs, age 42, has served as Chief Marketing Officer since January 2008 and as an Executive Vice President since December 2006. He served as President of Qualcomm Global Development from May 2001 to January 2008 and as Senior Vice President of Business Development from June 1999 to May 2001. Mr. Jacobs joined the Company in 1988. Mr. Jacobs holds a B.A. degree in International Economics from the University of California, Berkeley. Mr. Jeffrey Jacobs is the son of Dr. Irwin Mark Jacobs, Chairman of our Board of Directors, and the brother of Dr. Paul E. Jacobs, a member of our Board of Directors and our Chief Executive Officer.

Margaret "Peggy" L. Johnson, age 46, has served as an Executive Vice President since December 2006 and as Executive Vice President of the Americas and India since January 2008. She served as President of QIS from July 2001 to January 2008 and as President of MFT from December 2005 to January 2008. She served as Senior Vice President and General Manager of QIS from September 2000 to July 2001. Ms. Johnson holds a B.S. degree in Electrical Engineering from San Diego State University.

Len J. Lauer, age 51, has served as Chief Operating Officer since August 2008. He served as Executive Vice President and Group President from December 2006 to July 2008. He was Chief Operating Officer of Sprint Nextel from August 2005 to December 2006. Mr. Lauer was President and Chief Operating Officer of Sprint Corporation from September 2003 until the Sprint-Nextel merger in August 2005. Prior to that, he was President of Sprint PCS from October 2002 until October 2004 and was President-Long Distance (formerly the Global Markets Group) at Sprint PCS from September 2000 until October 2002. Mr. Lauer also served in several executive positions at Bell Atlantic Corp. from 1992 to 1998. Mr. Lauer holds a B.S. degree in Managerial Economics from the University of California, San Diego.

James P. Lederer, age 48, has served as an Executive Vice President, QCT Business Planning and Finance since May 2008. He served as Senior Vice President, QCT Finance from April 2005 to April 2008, Vice President, Finance from July 2001 to April 2005 and Senior Director, Finance from October 2000 to July 2001. Mr. Lederer joined Qualcomm in 1997 as a Senior Manager in Corporate Finance. Mr. Lederer holds a B.S. degree in Business Administration (Finance/MIS) and an M.B.A. from the State University of New York at Buffalo.

Steven M. Mollenkopf, age 39, has served as Executive Vice President and President of QCT since August 2008. He served as Executive Vice President, QCT Product Management from May 2008 to July 2008, as Senior Vice President, Engineering and Product Management from July 2006 to May 2008 and Vice President, Engineering from April 2002 to July 2006. Mr. Mollenkopf joined Qualcomm in 1994 as an Engineer and throughout his tenure at Qualcomm held several other technical and leadership roles. Mr. Mollenkopf holds a B.S. degree in Electrical Engineering from Virginia Tech and an M.S. degree in Electrical Engineering from the University of Michigan.

Roberto Padovani, age 54, has served as Executive Vice President and our Chief Technology Officer since November 2001. He previously served as Senior Vice President from July 1996 to July 2001 and as Executive Vice President from July 2001 to November 2001 of our Corporate Research and Development. Dr. Padovani holds a Laureate degree from the University of Padova, Italy and M.S. and Ph.D. degrees from the University of Massachusetts, Amherst, all in Electrical and Computer Engineering.

Daniel L. Sullivan, age 57, has served as Executive Vice President of Human Resources since August 2001. He served as Senior Vice President of Human Resources from February 1996 to July 2001. Dr. Sullivan holds a B.S. degree in Communication from Illinois State University, an M.A. degree in Communication from West Virginia University and a Ph.D. in Organization Communication from the University of Nebraska.

Jing Wang, age 46, has served as Executive Vice President and has managed Qualcomm's business operations in the Asia Pacific, Middle East and Africa regions since January 2008. He joined Qualcomm as a Senior Vice President in February 2001. Mr. Wang also served as Chairman, Asia Pacific from August 2006 to January 2008 and as Chairman, Qualcomm Greater China from March 2003 to August 2006. Mr. Wang holds a B.A. degree in Literature from Anhui University, an LL.M from the People's University of China, Department of Law, and an LL.M from the University of Virginia School of Law.

Item 1A. Risk Factors

You should consider each of the following factors as well as the other information in this Annual Report in evaluating our business and our prospects. The risks and uncertainties described below are not the only ones we face. Additional risks and uncertainties not presently known to us or that we currently consider immaterial may also impair our business operations. If any of the following risks actually occur, our business and financial results could be harmed. In that case, the trading price of our common stock could decline. You should also refer to the other information set forth in this Annual Report, including our financial statements and the related notes.

Risks Related to Our Businesses

If deployment of our technologies does not expand as expected, our revenues may not grow as anticipated.

We focus our business primarily on developing, patenting and commercializing CDMA technology for wireless telecommunications applications. Other digital wireless communications technologies, particularly GSM technology, have been more widely deployed than CDMA technology. If adoption and use of CDMA-based wireless communications standards do not continue in the countries where our products and those of our customers and licensees are sold, our business and financial results could suffer. If GSM wireless operators do not select CDMA for their networks or update their current networks to any CDMA-based third-generation (3G) technology, our business and financial results could suffer since we have not previously generated significant revenues from single-mode GSM product sales. In addition to CDMA technology, we continue to invest in developing, patenting and commercializing OFDMA technology, which has not yet been widely adopted and commercially deployed, and FLO technology, which was commercially deployed in the United States in fiscal 2007. If OFDMA is not widely adopted and commercially deployed and/or FLO technology is not more widely adopted by consumers in the United States or commercially deployed internationally, our investments in OFDMA and FLO technologies may not provide us an adequate return.

Our business and the deployment of our technologies, products and services are dependent on the success of our customers, licensees and CDMA-based wireless operators, as well as the timing of their deployment of new services. Our licensees and CDMA-based wireless operators may incur lower operating margins on products or services based on our technologies than on products using alternative technologies as a result of greater competition or other factors. If CDMA-based wireless operators, wireless device and/or infrastructure manufacturers cease providing CDMA-based products and/or services, the deployment of CDMA technology could be negatively affected, and our business could suffer.

We are dependent on the commercial deployment and upgrades of 3G wireless communications equipment, products and services to increase our revenues, and our business may be harmed if wireless network operators delay or are unsuccessful in the commercial deployment or upgrade of 3G technology or if they deploy other technologies.

To increase our revenues in future periods, we are dependent upon the commercial deployment and upgrades of 3G wireless communications equipment, products and services based on our CDMA technology. Although wireless network operators have commercially deployed CDMA2000 and WCDMA, we cannot predict the timing or success of further commercial deployments or expansions or upgrades of CDMA2000, WCDMA or other CDMA systems. If existing deployments are not commercially successful or do not continue to grow their subscriber base, or if new commercial deployments of CDMA2000, WCDMA or other CDMA-based systems are delayed or unsuccessful, our business and financial results may be harmed. In addition, our business could be harmed if wireless network operators deploy other technologies or switch existing networks from CDMA to GSM without upgrading to WCDMA or if wireless network operators introduce new technologies. A limited number of wireless operators have started testing OFDMA technology, but the timing and extent of OFDMA deployments is uncertain, and we might not be successful in developing and marketing OFDMA products.

Our patent portfolio may not be as successful in generating licensing income with respect to other technologies as it has been for CDMA-based technologies.

Although we own a very strong portfolio of issued and pending patents related to GSM, GPRS, EDGE, OFDM, OFDMA and/or Multiple Input, Multiple Output (MIMO) technologies, our patent portfolio licensing program in these areas is less established and might not be as successful in generating licensing income as our CDMA portfolio licensing program. Sprint Nextel entered into a definitive agreement with Clearwire Corporation to form a new company that has started to deploy WiMax (an OFDMA-based technology) using its 2.5 GHz spectrum, also known as the Broadband Radio Services band. Other wireless operators are investigating deployment of WiMax or considering LTE, being standardized by 3GPP, or UMB, being standardized by 3GPP2, as next-generation technologies for deployment in existing or future spectrum bands. Verizon has announced its intention to begin developing its chosen fourth generation (4G) technology, LTE, during 2008 and to prepare for the time when its customers start demanding such 4G capabilities, while continuing the expansion and operation of its existing CDMA-based technologies for many years to come. Although we believe that our patented technology is essential and useful to implementation of the WiMax, LTE and UMB standards and have granted royalty-bearing licenses to eight companies to make and sell products implementing those standards, we might not achieve the same royalty revenues on such WiMax, LTE or UMB deployments as on CDMA/WCDMA, and we might not achieve the same level of success in WiMax, LTE or UMB products as we have in CDMA/WCDMA products.

Table of Contents

Our earnings are subject to substantial quarterly and annual fluctuations and to market downturns.

Our revenues and earnings have fluctuated significantly in the past and may fluctuate significantly in the future. General economic or other conditions could cause a downturn in the market for our products or technology. The recent financial disruption affecting the banking system and financial markets and the concern as to whether investment banks and other financial institutions will continue operations in the foreseeable future have resulted in a tightening in the credit markets, a low level of liquidity in many financial markets and extreme volatility in fixed income, credit and equity markets. In addition to the current impact on our marketable securities portfolio, there could be a number of follow-on effects from the credit crisis on our business that could also adversely affect our operating results. The credit crisis may result in the insolvency of key suppliers resulting in product delays; the inability of our customers to obtain credit to finance purchases of our products and/or customer insolvencies that cause our customers to change delivery schedules, cancel or reduce orders without incurring significant penalties as they are not subject to minimum purchase requirements; a slowdown in global economies which could result in lower consumer demand for CDMA-based products; counterparty failures negatively impacting our treasury operations; increased impairments of our investments; and the inability to utilize federal and/or state capital loss carryovers. Net investment income could vary from expectations depending on the gains or losses realized on the sale or exchange of securities, gains or losses from equity method investments, impairment charges related to marketable securities, interest rates and changes in fair values of derivative instruments. Our cash and marketable securities investments represent significant assets that may be subject to fluctuating or even negative returns depending upon interest rate movements and financial market conditions in fixed income and equity securities. The current volatility in the financial markets and overall economic uncertainty increase the risk of substantial quarterly and annual fluctuations in our earnings.

Our future operating results will be affected by many factors, including, but not limited to: our ability to retain existing or secure anticipated customers or licensees, both domestically and internationally; our ability to develop, introduce and market new technology, products and services on a timely basis; management of inventory by us and our customers and their customers in response to shifts in market demand; changes in the mix of technology and products developed, licensed, produced and sold; seasonal customer demand; and other factors described elsewhere in this Annual Report and in these risk factors.

These factors affecting our future earnings are difficult to forecast and could harm our quarterly and/or annual operating results. If our earnings fail to meet the financial guidance we provide to investors, or the expectations of investment analysts or investors in any period, securities class action litigation could be brought against us and/or the market price of our common stock could decline.

Global economic conditions that impact the wireless communications industry could negatively affect our revenues and operating results.

We believe the recent global economic conditions are causing current contraction in the channel inventory and will likely result in lower consumer demand and prices for our products and for the products of our customers, particularly wireless communications equipment manufacturers or other members of the wireless industry, such as wireless network operators. We cannot predict other negative events that may have adverse effects on the economy, on demand and prices for wireless device products or on wireless device inventories at CDMA-based equipment manufacturers and wireless operators. Inflation and/or deflation and economic recessions that adversely affect the global economy and capital markets also adversely affect our customers and our end consumers. For example, our customers' ability to purchase our products and services, obtain financing and upgrade wireless networks could be adversely affected, leading to cancellation or delay of orders for our products. Also, our end consumers' standards of living could be lowered, and their ability to purchase wireless devices based on our technology could be diminished. Inflation could also increase our costs of raw materials and operating expenses and harm our business in other ways, and deflation could reduce our revenues if product prices fall. Any of these results from worsening global economic conditions could negatively affect our revenues and operating results.

During fiscal 2008, 70% of our revenues were from customers and licensees based in South Korea, Japan and China, as compared to 69% and 70% during fiscal 2007 and 2006, respectively. These customers sell their products to markets worldwide, including in Japan, South Korea, China, India, North America, South America and Europe. A significant downturn in the economies of Asian countries where many of our customers and licensees are located, particularly the economies of South Korea, Japan and China, or the economies of the major markets they serve would materially harm our business. In addition, the continued threat of terrorism and heightened security and military action in response to this threat, or any future acts of war or terrorism, may cause disruptions to the global economy and to the wireless communications industry and create uncertainties. Should such negative events occur, subsequent economic recovery might not benefit us in the near term. If it does not, our ability to increase or maintain our revenues and operating results may be impaired. In addition, because we intend to continue to make significant investments in research and development and to maintain extensive ongoing customer service and support capability, any decline in the rate of growth of our revenues will have a significant adverse impact on our operating results.

Table of Contents

Our two largest customers accounted for 30% of consolidated revenues in fiscal 2008, 27% in fiscal 2007 and 26% in fiscal 2006. The loss of any one of our major customers or any reduction in the demand for devices utilizing our CDMA technology could reduce our revenues and harm our ability to achieve or sustain desired levels of operating results.

The loss of any one of our QCT segment's significant customers or the delay, even if only temporary, or cancellation of significant orders from any of these customers would reduce our revenues in the period of the cancellation or deferral and harm our ability to achieve or sustain expected levels of operating results. We derive a significant portion of our QCT segment revenues from two major customers. Accordingly, unless and until our QCT segment diversifies and expands its customer base, our future success will significantly depend upon the timing and size of any future purchase orders from these customers. Factors that may impact the size and timing of orders from customers of our QCT segment include, among others, the following:

- the product requirements of our customers and the network operators;
- the financial and operational success of our customers;
- the success of our customers' products that incorporate our products;
- changes in wireless penetration growth rates;
- value-added features which drive replacement rates;
- shortages of key products and components;
- fluctuations in channel inventory levels;
- the success of products sold to our customers by competitors;
- the rate of deployment of new technology by the wireless network operators and the rate of adoption of new technology by the end consumers;
- the extent to which certain customers successfully develop and produce CDMA-based integrated circuits and system software to meet their own needs or source such products from other suppliers;
- general economic conditions;
- changes in governmental regulations in countries where we or our customers currently operate or plan to operate; and
- widespread illness.

We derive a significant portion of our royalty revenues in our QTL segment from a limited number of licensees and our future success depends on the ability of our licensees to obtain market acceptance for their products.

Our QTL segment today derives royalty revenues primarily from sales of CDMA products by our licensees. Although we have more than 155 licensees, we derive a significant portion of our royalty revenues from a limited number of licensees. Our future success depends upon the ability of our licensees to develop, introduce and deliver high-volume products that achieve and sustain market acceptance. We have little or no control over the sales efforts of our licensees, and our licensees might not be successful. Reductions in the average selling price of wireless communications devices utilizing our CDMA technology, without a comparable increase in the volumes of such devices sold, could have a material adverse effect on our business.

We may not be able to modify some of our license agreements to license later patents without modifying some of the other material terms and conditions of such license agreements, and such modifications may impact our revenues.

The licenses granted to and from us under a number of our license agreements include only patents that are either filed or issued prior to a certain date, and, in a small number of agreements, royalties are payable on those patents for a specified time period. As a result, there are agreements with some licensees where later patents are not licensed by or to us under our license agreements. In order to license any such later patents, we will need to extend or modify our license agreements or enter into new license agreements with such licensees. We might not be able to modify such license agreements in the future to license any such later patents or extend such date(s) to incorporate later patents without affecting the material terms and conditions of our license agreements with such licensees.

Table of Contents

Efforts by some telecommunications equipment manufacturers and component suppliers to avoid paying fair and reasonable royalties for the use of our intellectual property may create uncertainty about our future business prospects, may require the investment of substantial management time and financial resources, and may result in legal decisions and/or political actions by foreign governments that harm our business.

A small number of companies have initiated various strategies in an attempt to renegotiate, mitigate and/or eliminate their need to pay royalties to us for the use of our intellectual property in order to negatively affect our business model and that of our other licensees. These strategies have included (i) litigation, often alleging infringement of patents held by such companies, patent misuse, patent exhaustion and patent and license unenforceability, or some form of unfair competition, (ii) taking questionable positions on the interpretation of contracts with us, with royalty reduction as the likely true motive, (iii) appeals to governmental authorities, such as the complaints filed with the European Commission (EC) during the fourth calendar quarter of 2005 and with the Korea Fair Trade Commission (KFTC) and the Japan Fair Trade Commission (JFTC) during 2006, (iv) collective action intended to depress license fees, including working with carriers, standards bodies, other like-minded technology companies and other organizations, formal and informal, to adopt intellectual property policies and practices which could have the effect of limiting returns on intellectual property innovations and (v) lobbying with governmental regulators and elected officials for the purpose of seeking the imposition of some form of compulsory licensing and/or to weaken a patent holder's ability to enforce its rights or obtain a fair return for such rights. A number of these strategies are purportedly based on interpretations of the policies of certain standards development organizations concerning the licensing of patents that are or may be essential to industry standards and our alleged failure to abide by these policies.

Six companies (Nokia, Ericsson, Panasonic, Texas Instruments, Broadcom and NEC) submitted separate formal complaints to the Competition Directorate of the EC accusing our business practices, with respect to licensing of patents and sales of chipsets, to be in violation of Article 82 of the EC treaty. We received the complaints, submitted a response and have cooperated with the EC in its investigation. On October 1, 2007, the EC announced that it had initiated a proceeding though it has not decided to issue a Statement of Objections, and it has not made any conclusions as to the merits of the complaints. On July 23, 2008, we entered into an agreement with Nokia in which Nokia agreed to withdraw its complaint as part of the settlement of disputes between the parties; however, although Nokia has withdrawn its complaint, the investigation remains active. While the EC's actions to date do not indicate that the EC has found any evidence of a violation by us and we believe that none of our business practices violate the legal requirements of Article 82 of the EC treaty, if the EC determines liability as to any of the alleged violations, it could impose fines and/or require us to modify our practices. Further, the continuation of this investigation could be expensive and time consuming to address, divert management attention from our business and harm our reputation. Although such potential adverse findings may be appealed within the EC legal system, an adverse final determination could have a significant negative impact on our revenues and/or earnings. We understand that two U.S. companies (Texas Instruments and Broadcom) and two South Korean companies (Nextreaming Corp. and Thin Multimedia, Inc.) have filed complaints with the KFTC alleging that our business practices are, in some way, a violation of South Korean anti-trust regulations. To date, we have not received the complaints but have submitted certain requested information and documents to the KFTC regarding rebates on chipset sales, chipset design integration and royalties on devices containing a Qualcomm chipset. The JFTC has also received unspecified complaints alleging that our business practices are, in some way, a violation of Japanese law. We have not received the complaints but have submitted certain requested information and documents to the JFTC regarding the non-assert and royalty provisions in our license agreements and BREW agreements. While we have not seen any of these complaints in South Korea or Japan, we believe that none of our business practices violate the legal requirements of South Korean competition law or Japanese competition law. However, we have cooperated with the investigations of these complaints in South Korea and Japan, and any continuation or expansion of these investigations could be expensive and time consuming to address, divert management attention from our business and harm our reputation. An adverse final determination on these charges could have a significant negative impact on our business, including our revenues and/or earnings.

Although we believe that these challenges are without merit, and we will continue to vigorously defend our intellectual property rights and our right to continue to receive a fair return for our innovations, the distractions caused by challenges to our business model and licensing program are undesirable and the legal and other costs associated with defending our position have been and continue to be significant. We assume, as should investors, that such challenges will continue into the foreseeable future and may require the investment of substantial management time and financial resources to explain and defend our position.

Table of Contents

The enforcement and protection of our intellectual property rights may be expensive and could divert our valuable resources.

We rely primarily on patent, copyright, trademark and trade secret laws, as well as nondisclosure and confidentiality agreements and other methods, to protect our proprietary information, technologies and processes, including our patent portfolio. Policing unauthorized use of our products and technologies is difficult and time consuming. We cannot be certain that the steps we have taken will prevent the misappropriation or unauthorized use of our proprietary information and technologies, particularly in foreign countries where the laws may not protect our proprietary intellectual property rights as fully or as readily as United States laws. We cannot be certain that the laws and policies of any country, including the United States, or the practices of any of the standards bodies, foreign or domestic, with respect to intellectual property enforcement or licensing, issuance of wireless licenses or the adoption of standards, will not be changed in a way detrimental to our licensing program or to the sale or use of our products or technology.

The vast majority of our patents and patent applications relate to our wireless communications technology and much of the remainder of our patents and patent applications relate to our other technologies and products. We may need to litigate to enforce our intellectual property rights, protect our trade secrets or determine the validity and scope of proprietary rights of others. As a result of any such litigation, we could lose our ability to enforce one or more patents or incur substantial unexpected operating costs. Any action we take to enforce our intellectual property rights could be costly and could absorb significant management time and attention, which, in turn, could negatively impact our operating results. In addition, failure to protect our trademark rights could impair our brand identity.

Claims by other companies that we infringe their intellectual property, that patents on which we rely are invalid, or that our business practices are in some way unlawful could adversely affect our business.

From time to time, companies have asserted, and may again assert, patent, copyright and other intellectual property rights against our products or products using our technologies or other technologies used in our industry. These claims have resulted and may again result in our involvement in litigation. We may not prevail in such litigation given the complex technical issues and inherent uncertainties in intellectual property litigation. If any of our products were found to infringe on another company's intellectual property rights, we could be subject to an injunction or required to redesign our products, which could be costly, or to license such rights and/or pay damages or other compensation to such other company. If we were unable to redesign our products or license such intellectual property rights used in our products, we could be prohibited from making and selling such products.

We expect that we will continue to be involved in litigation and may have to appear in front of administrative bodies (such as the U.S. International Trade Commission) to defend against patent assertions against our products by companies, some of whom are attempting to gain competitive advantage or negotiating leverage in licensing negotiations. We may not be successful and, if we are not, the range of possible outcomes includes everything from a royalty payment to an injunction on the sale of certain of our chipsets (and on the sale of our customers' devices using our chipsets) and the imposition of royalty payments that might make purchases of our chipsets less economical for our customers. A negative outcome in any such litigation could severely disrupt the business of our chipset customers and their wireless customers, which in turn could hurt our relationships with our chipset customers and wireless operators and could result in a decline in our share of worldwide chipset sales and/or a reduction in our licensees' sales to wireless operators, causing a corresponding decline in our chipset and/or licensing revenues.

In addition, intellectual property rights claims in our industry are common, and, as the number of competitors or other patent holders in the market increases and the functionality of our products expands to include additional technologies and features, we may become subject to claims of infringement or misappropriation of the intellectual property rights of others. Any claims, regardless of their merit, could be time consuming to address, result in costly litigation, divert the efforts of our technical and management personnel or cause product release or shipment delays, any of which could have a material adverse effect upon our operating results. In any potential dispute involving other companies' patents or other intellectual property, our chipset customers could also become the targets of litigation. Any such litigation could severely disrupt the business of our chipset customers and their wireless operator customers, which in turn could hurt our relationships with our chipset customers and wireless operators and could result in a decline in our chipset market share and/or a reduction in our licensees' sales to wireless operators, causing a corresponding decline in our chipset and/or licensing revenues.

A number of other companies have claimed to own patents essential to various CDMA standards, GSM standards and implementations of OFDM and OFDMA systems. If we or other product manufacturers are required to obtain additional licenses and/or pay royalties to one or more patent holders, this could have a material adverse effect on the commercial implementation of our CDMA or multimode products and technologies, demand for our licensees' products, and our profitability.



Table of Contents

Other companies or entities also have, and may again, commence actions seeking to establish the invalidity of our patents. In the event that one or more of our patents are challenged, a court may invalidate the patent(s) or determine that the patent(s) is not enforceable, which could harm our competitive position. If our key patents are invalidated, or if the scope of the claims in any of these patents is limited by court decision, we could be prevented from licensing the invalidated or limited portion of such patents. Such adverse decisions could negatively impact our revenues. Even if such a patent challenge is not successful, it could be expensive and time consuming to address, divert management attention from our business and harm our reputation.

Our industry is subject to competition that could result in decreased demand for our products and the products of our customers and licensees and/or declining average selling prices for our licensees' products and our products, negatively affecting our revenues and operating results.

We currently face significant competition in our markets and expect that competition will continue. Competition in the telecommunications market is affected by various factors, including:

- comprehensiveness of products and technologies;
- value-added features which drive replacement rates and selling prices;
- manufacturing capability;
- scalability and the ability of the system technology to meet customers' immediate and future network requirements;
- product performance and quality;
- design and engineering capabilities;
- compliance with industry standards;
- time-to-market;
- system cost; and
- customer support.

This competition may result in increased development costs and reduced average selling prices for our products and those of our customers and licensees. Reductions in the average selling price of our licensees' products, unless offset by an increase in volumes, generally result in reduced royalties payable to us. While pricing pressures from competition may, to a large extent, be mitigated by the introduction of new features and functionality in our licensees' products, there is no guarantee that such mitigation will occur. We anticipate that additional competitors will enter our markets as a result of growth opportunities in wireless telecommunications, the trend toward global expansion by foreign and domestic competitors, technological and public policy changes and relatively low barriers to entry in selected segments of the industry.

Companies that promote non-CDMA technologies (e.g. GSM, WiMax) and companies that design competing CDMA-based integrated circuits are generally included amongst our competitors or potential competitors in the United States or abroad. Examples (some of whom are strategic partners of ours in other areas) include Broadcom, EoNex Technologies, Ericsson, Freescale, Fujitsu, Icera, Infineon, Intel, LSI Corporation, Mediatek, NEC, nVidia, Renesas, ST-NXP Wireless, Texas Instruments, VIA Telecom and the recently announced joint venture between Ericsson Mobile Platforms and ST-NXP Wireless. With respect to our QES business, our competitors are aggressively pricing products and services and are offering new value-added products and services which may impact margins, intensify competition in current and new markets and harm our ability to compete in certain markets.

Many of these current and potential competitors have advantages over us, including:

- longer operating histories and market presence;
- greater name recognition;
- motivation by our customers in certain circumstances to find alternate suppliers;
- access to larger customer bases;
- economies of scale and cost structure advantages;
- greater sales and marketing, manufacturing, distribution, technical and other resources; and
- government support of other technologies (e.g. GSM).

Table of Contents

As a result of these and other factors, our competitors may be more successful than us. In addition, we anticipate additional competitors will begin to offer and sell products based on 3G standards. These competitors may have more established relationships and distribution channels in markets not currently deploying CDMA-based wireless communications technology. These competitors also may have established or may establish financial or strategic relationships among themselves or with our existing or potential customers, resellers or other third parties. These relationships may affect our customers' decisions to purchase products or license technology from us or to use alternative technologies. Accordingly, new competitors or alliances among competitors could emerge and rapidly acquire significant market share of sales to our detriment. In addition to the foregoing, we have seen, and believe we will continue to see, an increase in customers requesting that we develop products, including chipsets, that will operate in an "open source" environment, which offers practical accessibility to a product's source code. Developing open source compliant products, without imperiling the intellectual property rights upon which our licensing business depends, may prove difficult under certain circumstances, thereby placing us at a competitive disadvantage for new product designs.

While we continue to believe our QMT Division's IMOD displays will offer compelling advantages to users of displays, there can be no assurance that other technologies will not continue to improve in ways that reduce the advantages we anticipate from our IMOD displays. Sales of flat panel displays are currently, and we believe will likely continue to be for some time, dominated by displays based on liquid crystal display (LCD) technology. Numerous companies are making substantial investments in, and conducting research to improve characteristics of, LCDs. Additionally, several other flat panel display technologies have been, or are being, developed, including technologies for the production of organic light-emitting diode (OLED), field emission, inorganic electroluminescence, gas plasma and vacuum fluorescent displays. In each case, advances in LCD or other flat panel display technologies could result in technologies that are more cost effective, have fewer display limitations, or can be brought to market faster than our IMOD technology. These advances in competing technologies might cause display manufacturers to avoid entering into commercial relationships with us, or not renew planned or existing relationships with us. Our QMT Division had \$277 million in assets (including \$134 million in goodwill) at September 28, 2008. If we do not achieve adequate market penetration with our IMOD display technology, our assets may become impaired, which could negatively impact our operating results.

Successful attempts by certain companies to amend or modify Standards Development Organizations' (SDOs') and other industry forums' intellectual property policies could impact our licensing business.

Some companies have proposed significant changes to existing intellectual property policies for implementation by SDOs and other industry organizations, some of which would require a maximum aggregate intellectual property royalty rate for the use of all essential patents owned by all of the member companies to be applied to the selling price of any product implementing the relevant standard. They have further proposed that such maximum aggregate royalty rate be apportioned to each member company with essential patents based upon the size of its essential patent portfolio. In May 2007, seven companies (Nokia, Nokia-Siemens, NEC, Ericsson, SonyEricsson, Alcatel-Lucent, and Nextwave) issued a press release announcing their commitment to the principles described above with respect to the licensing of patents essential to LTE and inviting all other industry participants to join them in adopting such policies. Although the European Telecommunications Standards Institute (ETSI) IPR Special Committee and the Next Generation Mobile Network industry group have thus far determined that such proposals should not be adopted as amendments to existing ETSI policies or new policies, and no other companies have joined these seven companies, such proposals as described above might be revisited within ETSI and might be adopted by other SDOs or industry groups, formal and/or informal, resulting in a potential disadvantage to our business model either by limiting our return on investment with respect to new technologies or forcing us to work outside of the SDOs or such other industry groups for promoting our new technologies.

Table of Contents

We depend upon a limited number of third-party suppliers to manufacture and test component parts, subassemblies and finished goods for our products. If these third-party suppliers do not allocate adequate manufacturing and test capacity in their facilities to produce products on our behalf, or if there are any disruptions in the operations, or the loss, of any of these third parties, it could harm our ability to meet our delivery obligations to our customers, reduce our revenues, increase our cost of sales and harm our business.

A supplier's ability to meet our product manufacturing demand is limited mainly by its overall capacity and current capacity availability. Our ability to meet customer demand depends, in part, on our ability to obtain timely and adequate delivery of parts and components from our suppliers. A reduction or interruption in our product supply source, an inability of our suppliers to react to shifts in product demand or an increase in component prices could have a material adverse effect on our business or profitability. Component shortages could adversely affect our ability and that of our customers to ship products on a timely basis and, as a result, our customers' demand for our products. Any such shipment delays or declines in demand could reduce our revenues and harm our ability to achieve or sustain desired levels of profitability. Additionally, failure to meet customer demand in a timely manner could damage our reputation and harm our customer relationships. Our operations may also be harmed by lengthy or recurring disruptions at any of our suppliers' manufacturing facilities and by disruptions in the distribution channels from our suppliers and to our customers. Any such disruptions could cause significant delays in shipments until we are able to shift the products from an affected manufacturer to another manufacturer. If the affected supplier was a sole-source supplier, we may not be able to obtain the product without significant cost and delay. The loss of a significant third-party supplier or the inability of a third-party supplier to meet performance and quality specifications or delivery schedules could harm our ability to meet our delivery obligations to our customers and negatively impact our revenues and business operations.

QCT Segment. Although we have entered into long-term contracts with our suppliers, most of these contracts do not provide for long-term capacity commitments, except as may be provided in a particular purchase order that has been accepted by our supplier. To the extent that we do not have firm commitments from our suppliers over a specific time period, or in any specific quantity, our suppliers may allocate, and in the past have allocated, capacity to the production and testing of products for their other customers while reducing capacity to manufacture our products. Accordingly, capacity for our products may not be available when we need it or available at reasonable prices. We have experienced capacity limitations from our suppliers, which resulted in supply constraints and our inability to meet certain customer demand. There can be no assurance that we will not experience these or other supply constraints in the future, which could result in our failure to meet customer demand.

While our goal is to establish alternate suppliers for technologies that we consider critical, some of our integrated circuits products are only available from single sources, with which we do not have long-term capacity commitments. Our reliance on sole- or limited-source suppliers involves significant risks including possible shortages of manufacturing capacity, poor product performance and reduced control over delivery schedules, manufacturing capability and yields, quality assurance, quantity and costs. Our arrangements with our suppliers may oblige us to incur costs to manufacture and test our products that do not decrease at the same rate as decreases in pricing to our customers which may result in lowering our operating margins. In addition, the timely readiness of our foundry suppliers to support transitions to smaller geometry process technologies could impact our ability to meet customer demand, revenues and cost expectations. The timing of acceptance of the smaller technology designs by our customers may subject us to the risk of excess inventories of earlier designs.

In the event of a loss of, or a decision to change, a key third-party supplier, qualifying a new foundry supplier and commencing volume production or testing could involve delay and expense, resulting in lost revenues, reduced operating margins and possible loss of customers. We work closely with our customers to expedite their processes for evaluating new integrated circuits from our foundry suppliers; however, in some instances, transition of integrated circuit production to a new foundry supplier may cause a temporary decline in shipments of specific integrated circuits to individual customers.

Under our Integrated Fabless Manufacturing (IFM) model, we purchase die from semiconductor manufacturing foundries, contract with separate third-party manufacturers for back-end assembly and test services and ship the completed integrated circuits to our customers. We are unable to directly control the services provided by our semiconductor assembly and test (SAT) suppliers, including the timely procurement of packaging materials for our products, availability of assembly and test capacity, manufacturing yields, quality assurance and product delivery schedules. We have a limited history of working with the SAT suppliers under the IFM model, and cannot guarantee that our lack of control will not cause disruptions in our operations that could harm our ability to meet our delivery obligations to our customers, reduce our revenues, or increase our cost of sales.

QMT Division. QMT needs to form and maintain reliable business relationships with flat panel display manufacturers or other targeted partners to support the manufacture of IMOD displays in commercial volumes. All of our current relationships have been for the development and limited production of certain IMOD display panels and/or modules. Some or all of these relationships may not succeed or, even if they are successful, may not result in the display manufacturers' entering into material supply relationships with us.

Table of Contents

Our suppliers may also be our competitors, putting us at a disadvantage for pricing and capacity allocation.

One or more of our suppliers may obtain licenses from us to manufacture CDMA-based integrated circuits that compete with our products. In this event, the supplier could elect to allocate raw materials and manufacturing capacity to their own products and reduce deliveries to us to our detriment. In addition, we may not receive reasonable pricing, manufacturing or delivery terms. We cannot guarantee that the actions of our suppliers will not cause disruptions in our operations that could harm our ability to meet our delivery obligations to our customers or increase our cost of sales.

We, and our licensees, are subject to the risks of conducting business outside the United States.

A significant part of our strategy involves our continued pursuit of growth opportunities in a number of international market locations. We market, sell and service our products internationally. We have established sales offices around the world. We expect to continue to expand our international sales operations and to sell products in additional countries and locations. This expansion will require significant management attention and financial resources to successfully develop direct and indirect international sales and support channels, and we cannot assure you that we will be successful or that our expenditures in this effort will not exceed the amount of any resulting revenues. If we are not able to maintain or increase international market demand for our products and technologies, we may not be able to maintain a desired rate of growth in our business.

Our international customers sell their products to markets throughout the world, including China, India, Japan, South Korea, North America, South America and Europe. We distinguish revenues from external customers by geographic areas based on the location to which our products, software or services are delivered and, for QTL's licensing and royalty revenues, the invoiced address of our licensees. Consolidated revenues from international customers as a percentage of total revenues were 91% in fiscal 2008 and 87% in both fiscal 2007 and 2006. Because a significant portion of our foreign sales are denominated in U.S. dollars, our products and those of our customers and licensees that are sold in U.S. dollars become less price-competitive in international markets if the value of the U.S. dollar increases relative to foreign currencies, and our revenues may not grow as quickly as they otherwise might in response to worldwide growth in wireless products and services.

In many international markets, barriers to entry are created by long-standing relationships between our potential customers and their local service providers and protective regulations, including local content and service requirements. In addition, our pursuit of international growth opportunities may require significant investments for an extended period before we realize returns, if any, on our investments. Our business could be adversely affected by a variety of uncontrollable and changing factors, including:

- difficulty in protecting or enforcing our intellectual property rights and/or contracts in a particular foreign jurisdiction, including challenges to our licensing practices under such jurisdictions' competition laws;
- challenges pending before foreign competition agencies to the pricing and integration of additional features and functionality into our wireless chipset products;
- our inability to succeed in significant foreign markets, such as China, India or Europe;
- cultural differences in the conduct of business;
- difficulty in attracting qualified personnel and managing foreign activities;
- longer payment cycles for and greater difficulties collecting accounts receivable;
- export controls, tariffs and other trade protection measures;
- nationalization, expropriation and limitations on repatriation of cash;
- social, economic and political instability;
- natural disasters, acts of terrorism, widespread illness and war;
- taxation;
- variability in the value of the dollar against foreign currency; and
- changes in laws and policies affecting trade, foreign investments, licensing practices, loans and employment.

We cannot be certain that the laws and policies of any country with respect to intellectual property enforcement or licensing, issuance of wireless licenses or the adoption of standards will not be changed or enforced in a way detrimental to our licensing program or to the sale or use of our products or technology.

Table of Contents

The wireless markets in China and India, among others, represent growth opportunities for us. If wireless operators in China or India, or the governments of China or India, make technology deployment or other decisions that result in actions that are adverse to the expansion of CDMA technologies, our business could be harmed.

We are subject to risks in certain global markets in which wireless operators provide subsidies on wireless device sales to their customers. Increases in device prices that negatively impact device sales can result from changes in regulatory policies related to device subsidies. Limitations or changes in policy on device subsidies in South Korea, Japan, China and other countries may have additional negative impacts on our revenues.

Currency fluctuations could negatively affect future product sales or royalty revenues, harm our ability to collect receivables, or increase the U.S. dollar cost of the activities of our foreign subsidiaries and international strategic investments.

We are exposed to risk from fluctuations in currencies, which may change over time as our business practices evolve, that could impact our operating results, liquidity and financial condition. We operate and invest globally. Adverse movements in currency exchange rates may negatively affect our business due to a number of situations, including the following:

- If the effective price of products sold by our customers were to increase as a result of fluctuations in the exchange rate of the relevant currencies, demand for the products could fall, which in turn would reduce our royalty and chipset revenues.
- Declines in currency values in selected regions may adversely affect our operating results because our products and those of our customers and licensees may become more expensive to purchase in the countries of the affected currencies.
- Assets or liabilities of our consolidated subsidiaries and our foreign investees that are not denominated in the functional currency of those entities are subject to the effects of currency fluctuations, which may affect our reported earnings. Our exposure to foreign currencies may increase as we increase our presence in existing markets or expand into new markets.
- Investments in our consolidated foreign subsidiaries and in other foreign entities that use the local currency as the functional currency may decline in value as a result of declines in local currency values.
- Certain of our revenues, such as royalty revenues, are derived from licensee or customer sales that are denominated in foreign currencies. If these revenues are not subject to foreign exchange hedging transactions, weakening of currency values in selected regions could adversely affect our near term revenues and cash flows. In addition, continued weakening of currency values in selected regions over an extended period of time could adversely affect our future revenues and cash flows.
- We may engage in foreign exchange hedging transactions that could affect our cash flows and earnings because they may require the payment of structuring fees, and they may limit the U.S. dollar value of royalties from licensees' sales that are denominated in foreign currencies.
- Our trade receivables are generally U.S. dollar denominated. Any significant increase in the value of the dollar against our customers' or licensees' functional currencies could result in an increase in our customers' or licensees' cash flow requirements and could consequently affect our ability to sell products and collect receivables.
- Strengthening currency values in selected regions may adversely affect our operating results because the activities of our foreign subsidiaries, and the costs of procuring component parts and chipsets from foreign vendors, may become more expensive in U.S. dollars.
- Strengthening currency values in selected regions may adversely affect our cash flows and investment results because strategic investment obligations denominated in foreign currencies may become more expensive, and the U.S. dollar cost of equity in losses of foreign investees may increase.
- Weakening currency values in selected regions may adversely affect the value of our marketable securities issued in foreign markets.

Table of Contents

We may engage in acquisitions or strategic transactions or make investments that could result in significant changes or management disruption and fail to enhance stockholder value.

From time to time, we engage in acquisitions or strategic transactions or make investments with the goal of maximizing stockholder value. We acquire businesses, enter into joint ventures or other strategic transactions and purchase equity and debt securities, including minority interests in publicly-traded and private companies, non-investment-grade debt securities, equity and debt mutual and exchange traded funds, corporate bonds/notes, auction rate securities and mortgage/asset-backed securities. Many of our strategic investments are in CDMA wireless operators, early-stage companies or venture funds to support our business, including the global adoption of CDMA-based technologies and related services. Most of our strategic investments entail a high degree of risk and will not become liquid until more than one year from the date of investment, if at all. Our acquisitions or strategic investments (either those we have completed or may undertake in the future) may not generate financial returns or result in increased adoption or continued use of our technologies. In addition, our other investments may not generate financial returns or may result in losses due to market volatility, the general level of interest rates and inflation expectations. In some cases, we make strategic investments in early-stage companies, which require us to consolidate or record our share of the earnings or losses of those companies. Our share of any losses will adversely affect our financial results until we exit from or reduce our exposure to these investments.

Achieving the anticipated benefits of acquisitions depends in part upon our ability to integrate the acquired businesses in an efficient and effective manner. The integration of companies that have previously operated independently may result in significant challenges, and we may be unable to accomplish the integration smoothly or successfully. The difficulties of integrating companies include, among others:

- retaining key employees;
- maintenance of important relationships of Qualcomm and the acquired business;
- minimizing the diversion of management's attention from ongoing business matters;
- coordinating geographically separate organizations;
- consolidating research and development operations; and
- consolidating corporate and administrative infrastructures.

We cannot assure you that the integration of acquired businesses with our business will result in the realization of the full benefits anticipated by us to result from the acquisition. We may not derive any commercial value from the acquired technology, products and intellectual property or from future technologies and products based on the acquired technology and/or intellectual property, and we may be subject to liabilities that are not covered by indemnification protection we may obtain.

Defects or errors in our products and services or in products made by our suppliers could harm our relations with our customers and expose us to liability. Similar problems related to the products of our customers or licensees could harm our business. If we experience product liability claims or recalls, we may incur significant expenses and experience decreased demand for our products.

Our products are inherently complex and may contain defects and errors that are detected only when the products are in use. For example, as our chipset product complexities increase, we are required to migrate to integrated circuit technologies with smaller geometric feature sizes. The design process interface issues are more complex as we enter into these new domains of technology, which adds risk to yields and reliability. Because our products and services are responsible for critical functions in our customers' products and/or networks, such defects or errors could have a serious impact on our customers, which could damage our reputation, harm our customer relationships and expose us to liability. Defects or impurities in our components, materials or software or those used by our customers or licensees, equipment failures or other difficulties could adversely affect our ability, and that of our customers and licensees, to ship products on a timely basis as well as customer or licensee demand for our products. Any such shipment delays or declines in demand could reduce our revenues and harm our ability to achieve or sustain desired levels of profitability. We and our customers or licensees may also experience component or software failures or defects that could require significant product recalls, reworks and/or repairs that are not covered by warranty reserves and which could consume a substantial portion of the capacity of our third-party manufacturers or those of our customers or licensees. Resolving any defect or failure related issues could consume financial and/or engineering resources that could affect future product release schedules. Additionally, a defect or failure in our products or the products of our customers or licensees could harm our reputation and/or adversely affect the growth of 3G wireless markets.

Table of Contents

Testing, manufacturing, marketing and use of our products and those of our licensees and customers entail the risk of product liability. The use of wireless devices containing our products to access untrusted content creates a risk of exposing the system software in those devices to viral or malicious attacks. We continue to expand our focus on this issue and take measures to safeguard the software from this threat. However, this issue carries the risk of general product liability claims along with the associated impacts on reputation and demand. Although we carry product liability insurance to protect against product liability claims, we cannot assure you that our insurance coverage will be sufficient to protect us against losses due to product liability claims, or that we will be able to continue to maintain such insurance at a reasonable cost. Furthermore, not all losses associated with alleged product failure are insurable. Our inability to maintain insurance at an acceptable cost or to protect ourselves in other ways against potential product liability claims could prevent or inhibit the commercialization of our products and those of our licensees and customers and harm our future operating results. In addition, a product liability claim or recall, whether against our licensees, customers or us could harm our reputation and result in decreased demand for our products.

MediaFLO USA does not fully control promotional activities necessary to stimulate demand for our services.

Our MediaFLO USA business is a wholesale provider of a mobile entertainment and information service to our wireless operator partners. As such, we do not set the retail price of our service to the consumer, nor do we directly control all of the marketing and promotion of the service to the wireless operator's subscriber base. Therefore, we are dependent upon our wireless operator partners to price, market and otherwise promote our service to the end users. If our wireless operator partners do not effectively price, market and otherwise promote the service to their subscriber base, our ability to achieve the subscriber and revenue targets contemplated in our business plan will be negatively impacted.

Consumer acceptance and adoption of our MediaFLO technology and mobile commerce applications will have a considerable impact on the success of our MediaFLO and Firethorn businesses, respectively.

Customer acceptance of the services our MediaFLO and Firethorn businesses offer is, and will continue to be, affected by technology-based differences and by the operational performance, quality, reliability and coverage of our wireless network and services platforms. Consumer demand could be impacted by differences in technology, coverage and service areas, network quality, consumer perceptions, program and service offerings and rate plans. Our wireless operator and financial services partners may have difficulty retaining subscribers if we are unable to meet subscriber expectations for network quality and coverage, customer care, content or security. Obtaining content for our MediaFLO USA business that is appealing to subscribers on economically rational terms may be limited by our content provider partners' inability to obtain the mobile rights to such programming. An inability to address these issues could limit our ability to expand our subscriber base and place us at a competitive disadvantage. Additionally, adoption and deployment of our MediaFLO technology could be adversely impacted by government regulatory practices that support a single standard other than our technology, wireless operator selection of competing technologies or consumer preferences.

Our business and operating results will be harmed if we are unable to manage growth in our business.

Certain of our businesses have experienced periods of rapid growth and/or increased their international activities, placing significant demands on our managerial, operational and financial resources. In order to manage growth and geographic expansion, we must continue to improve and develop our management, operational and financial systems and controls, including quality control and delivery and service capabilities. We also need to continue to expand, train and manage our employee base. We must carefully manage research and development capabilities and production and inventory levels to meet product demand, new product introductions and product and technology transitions. We cannot assure you that we will be able to timely and effectively meet that demand and maintain the quality standards required by our existing and potential customers and licensees.

In addition, inaccuracies in our demand forecasts, or failure of the systems used to develop the forecasts, could quickly result in either insufficient or excessive inventories and disproportionate overhead expenses. If we ineffectively manage our growth or are unsuccessful in recruiting and retaining personnel, our business and operating results will be harmed.

Our stock price may be volatile.

The stock market in general, and the stock prices of technology-based and wireless communications companies in particular, have experienced volatility that often has been unrelated to the operating performance of any specific public company. The market price of our common stock has fluctuated in the past and is likely to fluctuate in the future as well. Factors that may have a significant impact on the market price of our stock include:

- announcements concerning us or our competitors, including the selection of wireless communications technology by wireless operators and the timing of the roll-out of those systems;
- court or regulatory body decisions or settlements regarding intellectual property licensing and patent litigation and arbitration;

Table of Contents

- receipt of substantial orders or order cancellations for integrated circuits and system software products;
- quality deficiencies in services or products;
- announcements regarding financial developments or technological innovations;
- international developments, such as technology mandates, political developments or changes in economic policies;
- lack of capital to invest in 3G networks;
- new commercial products;
- changes in recommendations of securities analysts;
- general stock market volatility;
- disruption in the U.S. and foreign credit and financial markets affecting both the availability of credit and credit spreads on investment securities;
- government regulations, including tax regulations;
- energy blackouts;
- acts of terrorism and war;
- inflation and deflation;
- concerns regarding global economic conditions that may impact one or more of the countries in which we, our customers or our licensees compete;
- widespread illness;
- proprietary rights or product or patent litigation against us or against our customers or licensees;
- strategic transactions, such as spin-offs, acquisitions and divestitures; or
- rumors or allegations regarding our financial disclosures or practices.

Our future earnings and stock price may be subject to volatility, particularly on a quarterly basis. Shortfalls in our revenues or earnings in any given period relative to the levels expected by securities analysts could immediately, significantly and adversely affect the trading price of our common stock.

In the past, securities class action litigation often has been brought against a company following periods of volatility in the market price of its securities. Due to changes in the potential volatility of our stock price, we may be the target of securities litigation in the future. Securities and patent litigation could result in substantial uninsured costs and divert management's attention and resources. In addition, stock price volatility may be precipitated by failure to meet earnings expectations or other factors, such as the potential uncertainty in future reported earnings created by the assumptions used for share-based compensation and the related valuation models used to determine such expense.

Our industry is subject to rapid technological change, and we must make substantial investments in new products and technologies to compete successfully.

New technological innovations generally require a substantial investment before they are commercially viable. We intend to continue to make substantial investments in developing new products and technologies, and it is possible that our development efforts will not be successful and that our new technologies will not result in meaningful revenues. In particular, we intend to continue to invest significant resources in developing integrated circuit products to support high-speed wireless internet access and multimode, multiband, multinetwork operation and multimedia applications, which encompass development of graphical display, camera and video capabilities, as well as higher computational capability and lower power on-chip computers and signal processors. We also continue to invest in the development of our BREW applications development platform, our MediaFLO MDS and FLO technology and our IMOD display technology. Certain of these new products and technologies face significant competition, and we cannot assure that the revenues generated from these products or the timing of the deployment of these products or technologies, which may be dependent on the actions of others, will meet our expectations. We cannot be certain that we will make the additional advances in development that may be essential to commercialize our IMOD technology successfully.



Table of Contents

The market for our wireless products and technology is characterized by many factors, including:

- rapid technological advances and evolving industry standards;
- changes in customer requirements and consumer expectations;
- frequent introductions of new products and enhancements;
- evolving methods for transmission of wireless voice and data communications; and
- intense competition from companies with greater resources, customer relationships and distribution capabilities.

Our future success will depend on our ability to continue to develop and introduce new products, technology and enhancements on a timely basis. Our future success will also depend on our ability to keep pace with technological developments, protect our intellectual property, satisfy customer requirements, price our products competitively and achieve market acceptance. The introduction of products embodying new technologies and the emergence of new industry standards could render our existing products and technology, and products and technology currently under development, obsolete and unmarketable. If we fail to anticipate or respond adequately to technological developments or customer requirements, or experience any significant delays in development, introduction or shipment of our products and technology in commercial quantities, demand for our products and our customers' and licensees' products that use our technology could decrease, and our competitive position could be damaged.

Changes in assumptions used to estimate the values of share-based compensation have a significant effect on our reported results.

We are required to estimate and record compensation expense in the statement of operations for share-based payments, such as employee stock options, using the fair value method. This method has a significant effect on our reported earnings, although it will not affect our cash flows, and could adversely impact our ability to provide accurate guidance on our future reported financial results due to the variability of the factors used to estimate the values of share-based payments. If factors change and/or we employ different assumptions or different valuation methods in future periods, the compensation expense that we record may differ significantly from amounts recorded previously, which could negatively affect our stock price and our stock price volatility.

There are significant differences among valuation models, and there is a possibility that we will adopt different valuation models in the future. This may result in a lack of consistency in future periods and materially affect the fair value estimate of share-based payments. It may also result in a lack of comparability with other companies that use different models, methods and assumptions.

Theoretical valuation models and market-based methods are evolving and may result in lower or higher fair value estimates for share-based compensation. The timing, readiness, adoption, general acceptance, reliability and testing of these methods is uncertain. Sophisticated mathematical models may require voluminous historical information, modeling expertise, financial analyses, correlation analyses, integrated software and databases, consulting fees, customization and testing for adequacy of internal controls. Market-based methods are emerging that, if employed by us, may dilute our earnings per share and involve significant transaction fees and ongoing administrative expenses. The uncertainties and costs of these extensive valuation efforts may outweigh the benefits to our investors.

Potential tax liabilities could adversely affect our results.

We are subject to income taxes in both the United States and numerous foreign jurisdictions. Significant judgment is required in determining our provision for income taxes. Although we believe our tax estimates are reasonable, the final determination of tax audits and any related litigation could be materially different than that which is reflected in historical income tax provisions and accruals. In such case, a material effect on our income tax provision and net income in the period or periods in which that determination is made could result. In addition, tax rules may change that may adversely affect our future reported financial results or the way we conduct our business. For example, we consider the operating earnings of certain non-United States subsidiaries to be invested indefinitely outside the United States based on estimates that future domestic cash generation will be sufficient to meet future domestic cash needs. No provision has been made for United States federal and state or foreign taxes that may result from future remittances of undistributed earnings of foreign subsidiaries. Our future reported financial results may be adversely affected if tax or accounting rules regarding unrepatriated earnings change or if domestic cash needs require us to repatriate foreign earnings.

Table of Contents

The high amount of capital required to obtain radio frequency licenses, deploy and expand wireless networks and obtain new subscribers could slow the growth of the wireless communications industry and adversely affect our business.

Our growth is dependent upon the increased use of wireless communications services that utilize our technology. In order to provide wireless communications services, wireless operators must obtain rights to use specific radio frequencies. The allocation of frequencies is regulated in the United States and other countries throughout the world, and limited spectrum space is allocated to wireless communications services. Industry growth may be affected by the amount of capital required to: obtain licenses to use new frequencies; deploy wireless networks to offer voice and data services; expand wireless networks to grow voice and data services; and obtain new subscribers. The significant cost of licenses, wireless networks and subscriber additions may slow the growth of the industry if wireless operators are unable to obtain or service the additional capital necessary to implement or expand 3G wireless networks. Our growth could be adversely affected if this occurs.

If wireless devices pose safety risks, we may be subject to new regulations, and demand for our products and those of our licensees and customers may decrease.

Concerns over the effects of radio frequency emissions, even if unfounded, may have the effect of discouraging the use of wireless devices, which may decrease demand for our products and those of our licensees and customers. In recent years, the FCC and foreign regulatory agencies have updated the guidelines and methods they use for evaluating radio frequency emissions from radio equipment, including wireless phones and other wireless devices. In addition, interest groups have requested that the FCC investigate claims that wireless communications technologies pose health concerns and cause interference with airbags, hearing aids and medical devices. Concerns have also been expressed over the possibility of safety risks due to a lack of attention associated with the use of wireless devices while driving. Any legislation that may be adopted in response to these expressions of concern could reduce demand for our products and those of our licensees and customers in the United States as well as foreign countries.

Our QES and MediaFLO businesses depend on the availability of satellite and other networks.

Our OmniTRACS and OmniVision systems operate on leased Kurtz-under band (Ku-band) satellite transponders in the United States, Mexico and Europe. Our primary data satellite transponder and position reporting satellite transponder lease for the system in the United States runs through September 2012 and includes transponder and satellite protection (back-up capacity in the event of a transponder or satellite failure). The transponder lease for the system in Mexico runs through April 2010 and does not currently have back-up capability. Our agreement with a third party to provide network management and satellite space (including procuring satellite space) in Europe expires in February 2013. We believe our agreements will provide sufficient transponder capacity for our OmniTRACS and OmniVision operations through the expiration dates. A failure to maintain adequate satellite capacity could harm our business, operating results, liquidity and financial position. QES terrestrial-based products rely on wireless terrestrial communication networks operated by third parties. The unavailability or nonperformance of these network systems could harm our business. The products and services that we sell for use on Globalstar Inc.'s (Globalstar) low-Earth-orbit satellite network are dependent on the availability and performance of the Globalstar satellite system. In February 2007, Globalstar announced that many of its satellites were experiencing an anomaly resulting in degraded performance of the amplifiers for the S-band satellite communications antenna, which, if not remedied, could have a significant adverse impact on Globalstar's ability to provide uninterrupted two-way voice and data services on a continuous basis in any given location. In October 2007, Globalstar announced that eight Globalstar satellites were successfully launched, and stated that it believes the additional satellites will augment the current operating constellation and improve two-way voice and data services until the launch of the second-generation satellite constellation, which is scheduled to begin in the summer of 2009. If the launch of the satellites does not remedy the problem or if Globalstar is unable to launch a second-generation satellite constellation, this degraded performance will have an adverse impact on sales of our products and services that rely on the Globalstar network.

Our MediaFLO network and systems currently operate in the United States market on a leased Ku-band satellite transponder. Our primary program content and data distribution satellite transponder lease runs through December 2012 and includes transponder and satellite protection (back-up capacity in the event of a transponder or satellite failure), which we believe will provide sufficient transponder capacity for our United States MediaFLO service through fiscal 2012. Additionally, our MediaFLO transmitter sites are monitored and controlled by a variety of terrestrial-based data circuits relying on various terrestrial and satellite communication networks operated by third parties. A failure to maintain adequate satellite capacity or the unavailability or nonperformance of the terrestrial-based network systems could have an adverse effect on our business and operating results.

Table of Contents

Our business and operations would suffer in the event of system failures.

Despite system redundancy, the implementation of security measures and the existence of a Disaster Recovery Plan for our internal information technology networking systems, our systems are vulnerable to damages from computer viruses, unauthorized access, energy blackouts, natural disasters, terrorism, war and telecommunication failures. Any system failure, accident or security breach that causes interruptions in our operations or to our customers' or licensees' operations could result in a material disruption to our business. To the extent that any disruption or security breach results in a loss or damage to our customers' data or applications, or inappropriate disclosure of confidential information, we may incur liability as a result. In addition, we may incur additional costs to remedy the damages caused by these disruptions or security breaches.

Data transmissions for QES operations are formatted and processed at the Network Management Center in San Diego, California, with a fully redundant backup Network Management Center located in Las Vegas, Nevada. Content from third parties for MediaFLO operations is received, processed and retransmitted at the Broadcast Operations Center in San Diego, California. Certain BREW products and services provided by our QIS operations are hosted at the Network Operations Center in San Diego, California with a fully redundant backup Network Operations Center located in Las Vegas, Nevada. The centers, operated by us, are subject to system failures, which could interrupt the services and have an adverse effect on our operating results.

From time to time, we install new or upgraded business management systems. To the extent such systems fail or are not properly implemented, we may experience material disruptions to our business, delays in our external financial reporting or failures in our system of internal controls, that could have a material adverse effect on our results of operations.

Noncompliance with environmental or safety regulations could cause us to incur significant expenses and harm our business.

As part of the development of our IMOD display technology, we are operating a research and development fabrication facility. The development of IMOD display prototypes is a complex and precise process involving hazardous materials subject to environmental and safety regulations. Our failure or inability to comply with existing or future environmental and safety regulations could result in significant remediation liabilities, the imposition of fines and/or the suspension or termination of development activities.

Our stock repurchase program may not result in a positive return of capital to stockholders and may expose us to counterparty risk.

At September 28, 2008, we had authority to repurchase up to \$2.0 billion of our common stock. Our stock repurchases may not return value to stockholders because the market price of the stock may decline significantly below the levels at which we repurchased shares of stock. Our stock repurchase program is intended to deliver stockholder value over the long-term, but stock price fluctuations can reduce the program's effectiveness.

As part of our stock repurchase program, we may sell put options or engage in structured derivative transactions to reduce the cost of repurchasing stock. In the event of a significant and unexpected drop in stock price, these arrangements may require us to repurchase stock at price levels that are significantly above the then-prevailing market price of our stock. Such overpayments may have an adverse effect on the effectiveness of our overall stock repurchase program and may reduce value for our stockholders. In the event of financial insolvency or distress of a counterparty to our put options, structured derivative transactions or 10b5-1 stock repurchase plan, we may be unable to settle transactions.

We cannot provide assurance that we will continue to declare dividends at all or in any particular amounts.

We intend to continue to pay quarterly dividends subject to capital availability and periodic determinations that cash dividends are in the best interest of our stockholders. Future dividends may be affected by, among other items, our views on potential future capital requirements, including those related to research and development, creation and expansion of sales distribution channels and investments and acquisitions, legal risks, stock repurchase programs, changes in federal income tax law and changes to our business model. Our dividend payments may change from time to time, and we cannot provide assurance that we will continue to declare dividends at all or in any particular amounts. A reduction in our dividend payments could have a negative effect on our stock price.

Table of Contents

Government regulation and policies of industry standards bodies may adversely affect our business.

Our products and services and those of our customers and licensees are subject to various regulations, including FCC regulations in the United States and other international regulations, as well as the specifications of national, regional and international standards bodies. Changes in the regulation of our activities, including changes in the allocation of available spectrum by the United States government and other governments or exclusion or limitation of our technology or products by a government or standards body, could have a material adverse effect on our business, operating results, liquidity and financial position.

We hold licenses in the United States from the FCC for the spectrum referred to as Block D in the Lower 700 MHz Band (also known as TV Channel 55) covering the entire nation and spectrum referred to as Block E in the Lower 700 MHz Band (also known as TV Channel 56) covering five economic areas on the east and west coasts for use in our MediaFLO business. In addition, we hold licenses for the spectrum referred to as B Block in the Lower 700 MHz Band for use initially in our various research and development initiatives. In using the licensed spectrum, we are regulated by the FCC pursuant to the terms of our licenses and the Federal Communications Act of 1934, as amended, and pursuant to Part 27 of the FCC's rules, which are subject to a variety of ongoing FCC proceedings. It is impossible to predict with certainty the outcome of pending FCC or other federal or state regulatory proceedings relating to our MediaFLO service or our use of the spectrum for which we hold licenses. Unless we are able to obtain relief, existing laws and regulations may inhibit our ability to expand our business and to introduce new products and services. In addition, the adoption of new laws or regulations or changes to the existing regulatory framework could adversely affect our business plans.

We hold licenses in the United Kingdom from the Office of Communications (Ofcom) to use 40 MHz of spectrum in the so-called L-Band (1452 MHz to 1492 MHz). These licenses give us the right to use this spectrum throughout the entire United Kingdom. In using this spectrum, we are regulated by Ofcom pursuant to the terms of our license and the United Kingdom's Wireless Technology Act of 2006. The adoption of new laws or regulations or changes to the existing regulatory framework could adversely affect our business plans.

We may not be able to attract and retain qualified employees.

Our future success depends largely upon the continued service of our board members, executive officers and other key management and technical personnel. Our success also depends on our ability to continue to attract, retain and motivate qualified personnel. In addition, implementing our product and business strategy requires specialized engineering and other talent, and our revenues are highly dependent on technological and product innovations. The market for such specialized engineering and other talented employees in our industry is extremely competitive. In addition, existing immigration laws make it more difficult for us to recruit and retain highly skilled foreign national graduates of U.S. universities, making the pool of available talent even smaller. Key employees represent a significant asset, and the competition for these employees is intense in the wireless communications industry. In the event of a labor shortage, or in the event of an unfavorable change in prevailing labor and/or immigration laws, we could experience difficulty attracting and retaining qualified employees. We continue to anticipate increases in human resource needs, particularly in engineering, through fiscal 2009. If we are unable to attract and retain the qualified employees that we need, our business may be harmed.

We may have particular difficulty attracting and retaining key personnel in periods of poor operating performance given the significant use of incentive compensation by our competitors. We do not have employment agreements with our key management personnel and do not maintain key person life insurance on any of our personnel. To the extent that new regulations make it less attractive to grant share-based awards to employees or if stockholders do not authorize shares for the continuation of equity compensation programs in the future, we may incur increased compensation costs, change our equity compensation strategy or find it difficult to attract, retain and motivate employees, each of which could materially and adversely affect our business.

Compliance with changing regulation of corporate governance and public disclosure may result in additional expenses.

Changing laws, regulations and standards relating to corporate governance and public disclosure may create uncertainty regarding compliance matters. New or changed laws, regulations and standards are subject to varying interpretations in many cases. As a result, their application in practice may evolve over time. We are committed to maintaining high standards of corporate governance and public disclosure. Complying with evolving interpretations of new or changed legal requirements may cause us to incur higher costs as we revise current practices, policies and procedures, and may divert management time and attention from revenue generating to compliance activities. If our efforts to comply with new or changed laws, regulations and standards differ from the activities intended by regulatory or governing bodies due to ambiguities related to practice, our reputation might also be harmed. Further, our board members, chief executive officer and chief financial officer could face an increased risk of personal liability in connection with the performance of their duties. As a result, we may have difficulty attracting and retaining qualified board members and executive officers, which could harm our business.

Table of Contents

Our charter documents and Delaware law could limit transactions in which stockholders might obtain a premium over current market prices.

Our certificate of incorporation includes a provision that requires the approval of holders of at least 66 2/3% of our voting stock as a condition to certain mergers or other business transactions with, or proposed by, a holder of 15% or more of our voting stock. Under our charter documents, stockholders are not permitted to call special meetings of our stockholders or to act by written consent. These charter provisions may discourage certain types of transactions involving an actual or potential change in our control, including those offering stockholders a premium over current market prices. These provisions may also limit our stockholders' ability to approve transactions that they may deem to be in their best interests.

Further, our Board of Directors has the authority under Delaware law to fix the rights and preferences of and issue shares of preferred stock, and our preferred share purchase rights agreement will cause substantial dilution to the ownership of a person or group that attempts to acquire us on terms not approved by our Board of Directors. While our Board of Directors approved our preferred share purchase rights agreement to provide the board with greater ability to maximize shareholder value, these rights could deter takeover attempts that the board finds inadequate and make it more difficult to bring about a change in our ownership.

Item 1B. Unresolved Staff Comments

None.

Table of Contents

Item 2. Properties

At September 28, 2008, we occupied the indicated square footage in the owned or leased facilities described below (square footage in thousands):

<u>Number of Buildings</u>	<u>Location</u>	<u>Status</u>	<u>Total Square Footage</u>	<u>Primary Use</u>
33	United States	Owned	3,445	Executive and administrative offices, research and development, sales and marketing, service functions, manufacturing and network management hub.
41	United States	Leased	1,372	Administrative offices, research and development, sales and marketing, service functions and network management hub.
10	Mexico	Leased	317	Administrative offices, sales and marketing, service functions, manufacturing and network operating centers.
6	India	Leased	253	Administrative offices, research and development and sales and marketing.
4	China	Leased	98	Administrative offices, research and development, sales and marketing, service functions and network operating centers.
4	England	Leased	71	Administrative offices, research and development and sales and marketing.
3	Korea	Leased	75	Administrative offices, research and development and sales and marketing.
1	India	Owned	56	Administrative offices, research and development and sales and marketing.
1	Israel	Leased	51	Administrative offices, research and development and sales and marketing.
4	Taiwan	Leased	47	Administrative offices, research and development and sales and marketing.
5	Singapore	Leased	47	Administrative offices, research and development and sales and marketing.
32	Other International	Leased	<u>150</u>	Administrative offices, research and development and sales and marketing.
Total square footage			<u>5,982</u>	

In addition to the facilities above, we own or lease approximately 296,000 square feet of properties that are leased or subleased to third parties. Our facility leases expire at varying dates through 2019 not including renewals that would be at our option. As of September 28, 2008, we also lease space on base station towers and buildings pursuant to 357 lease arrangements for our MediaFLO USA network. The majority of our cell site leases have an initial term of five to seven years with renewal options of up to five additional five-year periods.

Table of Contents

Several owned and leased facilities in San Diego, California are under construction totaling approximately 185,000 additional square feet to meet the requirements projected in our long-term business plan. We believe that our facilities will be suitable and adequate for the present purposes and that the productive capacity in such facilities is substantially utilized. In the future, we may need to purchase, build or lease additional facilities to meet the requirements projected in our long-term business plan.

Item 3. Legal Proceedings

Broadcom Corporation v. QUALCOMM Incorporated: On May 18, 2005, Broadcom filed two actions (the 467 case and the 468 case) in the United States District Court for the Central District of California against the Company alleging infringement of ten patents and seeking monetary damages and injunctive relief based thereon. On the following day, Broadcom also filed a complaint in the United States International Trade Commission (ITC) alleging infringement of the five patents at issue in the 468 case seeking a determination and relief under Section 337 of the Tariff Act of 1930. Allegations relating to two of the Broadcom patent claims filed in the 468 case (which is stayed pending completion of the ITC action) have been dismissed by agreement of the parties. In the 467 case, one patent was stayed due to a pending reexamination of the claims by the U.S. Patent and Trademark Office (USPTO), and another was dismissed by agreement of the parties. A trial relating to the three remaining Broadcom patents in the 467 case was held in May 2007, and on May 29, 2007, the jury rendered a verdict finding willful infringement of the three patents and awarding past damages in the approximate amount of \$20 million (the court subsequently vacated the jury's finding of willfulness). The final judgment, including damages calculations through May 29, 2007 and pre-judgment interest, was approximately \$25 million, which has been secured by an irrevocable letter of credit and expensed pending appeals. On December 31, 2007, the court issued an order, amended by the court for a second time on March 11, 2008, enjoining the Company from making, using, selling, shipping, supporting or marketing products that were found to infringe the three Broadcom patents, subject to a specified limited license through January 2009 on two of the three patents and with respect to the third patent, a limited license as to one set of products. The immediately enjoined products were those WCDMA products that related to patent number 6,847,686 (the '686 patent). With respect to EV-DO products involving the '686 patent (as well as products relating to the two remaining patents), the judge's order provided for a permanent injunction but stayed the effect of that injunction until January 31, 2009 with respect to companies that purchased those enjoined products as of May 29, 2007. The stay was subject to certain conditions, including the Company's payment of ongoing royalties. Since the second amendment of the injunction order in March 2008, Broadcom filed a motion requesting that Qualcomm be found in contempt of the order on various bases. The court denied the motion in part but granted the motion with respect to the claim that Qualcomm should not have paid for WCDMA chips sold between the date of trial verdict and the injunction, and should not have serviced and supported products using such chips, and that Qualcomm should have paid certain royalties on revenue relating to the QChat product. Since the order, on September 24, 2008, the United States Court of Appeals for the Federal Circuit (Federal Circuit) issued its opinion in the appeal resulting from the trial of the 467 case, upholding the verdict and remedies as to two patents and overturning the verdict and remedy as to the '686 patent, finding it invalid. As a result, the district court has issued a third amended injunction order excluding any reference to the invalid patent and amended the contempt findings relating to the invalidated patent. Broadcom has been ordered to repay royalties relating to that patent. Qualcomm has also since filed a notice of appeal as to the contempt ruling and has sought leave from the Federal Circuit for an extension of time to file a motion for a rehearing with respect to issues on the appeal. That extension was granted. Broadcom has filed another motion seeking a ruling that Qualcomm is in violation of the injunction order with respect to certain sales and royalties Broadcom claims are owed under the order. Finally, the patent that was subject to the stay pending reexamination in the USPTO has since emerged from the reexamination process with certain claims cancelled and other claims added. A schedule for the litigation of that patent has not yet been determined, but it is expected to occur in the last half of calendar 2009.

On February 14, 2006, an ITC hearing also commenced as to three patents alleged by Broadcom to be infringed by the Company. On October 10, 2006, the Administrative Law Judge (ALJ) issued an initial determination in which he recommended against any downstream remedies and found no infringement by the Company on two of the three remaining patents and most of the asserted claims of the third patent. The ALJ did find infringement on some claims of one patent. The ALJ did not recommend excluding chips accused by Broadcom but, instead, recommended a limited exclusion order directed only to chips that are already programmed with a specific software module and recommended a related cease and desist order. The Commission adopted the ALJ's initial determination on violation and, on June 7, 2007, issued a cease and desist order against the Company and an exclusion order directed at chips programmed with specific software and certain downstream products first imported after the date of the exclusion order. The Federal Circuit issued stays of the exclusion order with respect to the downstream products of all of the Company's customers that requested the stay. The Company appealed the infringement finding, the cease and desist

Table of Contents

order and the exclusion order, and Broadcom appealed certain rulings of the ALJ. Oral arguments took place on July 8, 2008 in the Federal Circuit. On September 19, 2008, the Federal Circuit ruled on Broadcom's appeal of the ITC's determination of no violation as to two patents (the '311 patent and the '675 patent). The Federal Circuit affirmed the ITC's determination as to the '311 patent and affirmed the findings on the '675 patent with respect to seven of eight products at issue. As to the latter patent, the court remanded for further proceedings the claims with respect to one accused product. On October 2, 2008, the USPTO issued a final office action in the reexamination of the '311 patent, rejecting certain of the claims, including all of the claims at issue in the ITC action, and allowing other claims added by Broadcom. On November 9, 2007, Broadcom filed an enforcement complaint in the ITC, alleging violations of the ITC's cease and desist order by the Company. A hearing on the complaint took place on April 22 through April 24, 2008. The target date for completion of the investigation is August 30, 2009. On October 14, 2008, the Federal Circuit issued an opinion upholding the ITC's finding that the Company did not directly infringe the '983 patent; vacating and remanding the ITC's finding that the Company indirectly induced infringement of the '983 patent; and vacating and remanding the limited exclusion order. The Federal Circuit held that the ITC lacked authority to enjoin products of Qualcomm's customers pursuant to a limited exclusion order because Broadcom had not named those customers as respondents.

On April 13, 2007, Broadcom filed a new complaint in California state court against the Company alleging unfair competition, breach of contract and fraud, and seeking injunctive and monetary relief. On October 5, 2007, the court ordered the case stayed pending resolution of the New Jersey case, referenced below.

On July 1, 2005, Broadcom filed an action in the United States District Court for the District of New Jersey against the Company alleging violations of state and federal antitrust and unfair competition laws as well as common law claims, generally relating to licensing and chip sales activities, seeking monetary damages and injunctive relief based thereon. On September 1, 2006, the New Jersey District Court dismissed the complaint; Broadcom appealed. On September 4, 2007, the Court of Appeals for the Third Circuit reinstated two of the eight federal claims and five pendant state claims in Broadcom's complaint and affirmed the dismissal of the remaining counts. On November 2, 2007, Broadcom filed an amended complaint, adding the allegations from the state court case in California (filed on April 13, 2007) that had been stayed, as discussed above, and a federal antitrust claim based on the California allegations. On August 12, 2008, the New Jersey Court ordered the case transferred to the United States District Court for the Southern District of California. No trial date has been set.

On October 7, 2008, Broadcom filed an action in the United States District Court for the Southern District of California seeking declaratory relief regarding patent misuse, patent exhaustion and patent and license unenforceability. The Company has not yet responded to the complaint.

QUALCOMM Incorporated v. Broadcom Corporation: On October 14, 2005, the Company filed an action in the United States District Court for the Southern District of California against Broadcom alleging infringement of two patents, each of which relates to video encoding and decoding for high-end multimedia processing, and seeking monetary damages and injunctive relief based thereon. In January 2007, a jury rendered a verdict finding the patents valid but not infringed. In a subsequent ruling, the trial judge held that the Company was not guilty of inequitable conduct before the USPTO, but the Company's actions in a video-encoding standards development organization amounted to a waiver of the right to enforce the patents under any circumstances. The court also ordered the Company to pay Broadcom's attorneys' fees and costs for the case. The Company and Broadcom each filed notices of appeal, but Broadcom subsequently dismissed its appeal. Oral argument in the Federal Circuit was held on August 5, 2008. On January 7, 2008, the Magistrate Judge considering Broadcom's motions for sanctions against the Company for discovery violations issued an order sanctioning the Company and eight of its retained outside attorneys for those discovery violations. The Magistrate Judge referred the eight outside attorneys to the California State Bar for an investigation into possible ethics violations and ordered the Company to participate in a process to create a model discovery protocol. The Magistrate Judge reaffirmed the District Court's previous award of Broadcom's attorneys' fees. On March 5, 2008, the District Court vacated the portion of the Magistrate Judge's order only as it relates to the sanctions imposed on the Company's outside counsel and remanded the case to the Magistrate Judge for further proceedings on those issues.

Actions by the Company and its subsidiaries against Nokia Corporation and/or Nokia Inc.: On July 23, 2008, the Company announced that it had reached agreement with Nokia Corporation and Nokia Inc. to resolve all pending litigation between the parties, and the parties have either obtained dismissals or are in the process of seeking dismissal of all litigation between the parties. The various litigation matters between the parties in different jurisdictions around the world that were terminated during the fourth quarter involved claims of patent infringement and breach of contract by each party against the other and were previously disclosed in our prior SEC filings.

Table of Contents

European Commission Complaint: On October 28, 2005, it was reported that six companies (Broadcom, Nokia, Texas Instruments, NEC, Panasonic and Ericsson) filed complaints with the European Commission, alleging that the Company violated European Union competition law in its WCDMA licensing practices. The Company has received the complaints and has submitted replies to the allegations, as well as documents and other information requested by the European Commission. On October 1, 2007, the European Commission announced that it was initiating a proceeding, though it has not decided to issue a Statement of Objections, and it has not made any conclusions as to the merits of the complaints. As part of its agreement with the Company, Nokia has withdrawn the complaint it filed with the European Commission, although that investigation remains active.

Tessera, Inc. v. QUALCOMM Incorporated: On April 17, 2007, Tessera, Inc. filed a patent infringement lawsuit in the United States District Court for the Eastern Division of Texas and a complaint with the ITC pursuant to Section 337 of the Tariff Act of 1930 against the Company and other companies, alleging infringement of two patents relating to semiconductor packaging structures and seeking monetary damages and injunctive and other relief based hereon. The District Court suit for damages is stayed pending resolution of the ITC proceeding. The ITC instituted the investigation on May 15, 2007. The patents at issue are being reexamined by the USPTO based on petitions filed by a third-party. The USPTO's Central Reexamination Unit has issued office actions rejecting all of the asserted patent claims on the grounds that they are invalid in view of certain prior art. Tessera is contesting these rejections, and the USPTO has not made a final decision. On February 26, 2008, the ALJ stayed the ITC proceedings pending completion of the USPTO's reexamination proceedings. On March 27, 2008, the Commission reversed the ALJ's order and ordered the ITC proceeding to be reinstated. The evidentiary hearing occurred on July 14 through July 18, 2008, and the investigation is targeted for completion by April 3, 2009.

Other: The Company has been named, along with many other manufacturers of wireless phones, wireless operators and industry-related organizations, as a defendant in purported class action lawsuits, and individually filed actions pending in Pennsylvania and Washington D.C., seeking monetary damages arising out of its sale of cellular phones. The courts that have reviewed similar claims against other companies to date have held that there was insufficient scientific basis for the plaintiffs' claims in those cases.

In April 2008, two complaints were filed in San Diego Federal Court and San Diego Superior Court on behalf of purported classes of individuals who purchased UMTS devices or service, seeking damages and injunctive relief under federal and/or state antitrust and unfair competition laws as a result of the Company's licensing practices. The Superior Court action has been removed to the San Diego Federal Court, and the plaintiff's request for remand has been denied. The Company has filed motions to dismiss the complaints.

The Company understands that two U.S. companies (Texas Instruments and Broadcom) and two South Korean companies (Nextreaming Corp. and Thin Multimedia, Inc.) have filed complaints with the Korea Fair Trade Commission alleging that the Company's business practices are, in some way, a violation of South Korean anti-trust regulations. To date, the Company has not received the complaints but has submitted certain requested information and documents to the Korea Fair Trade Commission regarding rebates on chipset sales, chipset design integration and royalties on devices containing a QUALCOMM chipset.

The Japan Fair Trade Commission has also received unspecified complaints alleging the Company's business practices are, in some way, a violation of Japanese law. The Company has not received the complaints but has submitted certain requested information and documents to the Japan Fair Trade Commission.

Although there can be no assurance that unfavorable outcomes in any of the foregoing matters would not have a material adverse effect on the Company's operating results, liquidity or financial position, the Company believes the claims made by other parties are without merit and will vigorously defend the actions. Other than amounts relating to the *Broadcom Corporation v. QUALCOMM Incorporated* matter, the Company has not recorded any accrual for contingent liabilities associated with the other legal proceedings described above based on the Company's belief that additional liabilities, while possible, are not probable. Further, any possible range of loss cannot be estimated at this time. The Company is engaged in numerous other legal actions arising in the ordinary course of its business and believes that the ultimate outcome of these actions will not have a material adverse effect on its operating results, liquidity or financial position.

Item 4. Submission of Matters to a Vote of Security Holders

No matters were submitted to a vote of security holders during the quarter ended September 28, 2008.

PART II

Item 5. Market for Registrant's Common Equity, Related Stockholder Matters and Issuer Purchases of Equity Securities

Market Information

Our common stock is traded on the NASDAQ Global Select Market under the symbol "QCOM." The following table sets forth the range of high and low sales prices on the NASDAQ Stock Market of the common stock for the fiscal periods indicated, as reported by NASDAQ. Such quotations represent inter-dealer prices without retail markup, markdown or commission and may not necessarily represent actual transactions.

	<u>High (\$)</u>	<u>Low (\$)</u>
2007		
First quarter	40.99	34.10
Second quarter	44.12	36.79
Third quarter	47.72	40.98
Fourth quarter	45.58	35.23
2008		
First quarter	43.40	36.60
Second quarter	44.85	35.17
Third quarter	50.82	39.75
Fourth quarter	56.88	37.82

As of November 4, 2008, there were 9,496 holders of record of our common stock. On November 4, 2008, the last sale price reported on the NASDAQ Stock Market for our common stock was \$37.96 per share.

Dividends

On March 13, 2007, we announced an increase in our quarterly dividend from \$0.12 to \$0.14 per share on our common stock. On March 11, 2008, we announced an increase in our quarterly dividend from \$0.14 to \$0.16 per share of common stock. Cash dividends announced in fiscal 2007 and 2008 were as follows (in millions, except per share data):

	<u>Per Share</u>	<u>Total</u>	<u>Cumulative by Fiscal Year</u>
2007			
First quarter	\$ 0.12	\$ 198	\$ 198
Second quarter	0.12	200	398
Third quarter	0.14	234	632
Fourth quarter	0.14	230	862
	<u>\$ 0.52</u>	<u>\$ 862</u>	
2008			
First quarter	\$ 0.14	\$ 228	\$ 228
Second quarter	0.14	227	455
Third quarter	0.16	261	716
Fourth quarter	0.16	266	982
	<u>\$ 0.60</u>	<u>\$ 982</u>	

On October 22, 2008, we announced a cash dividend of \$0.16 per share on our common stock, payable on January 7, 2009 to stockholders of record as of December 11, 2008. We intend to continue to pay quarterly dividends subject to capital availability and periodic determinations that cash dividends are in the best interests of our stockholders. Future dividends may be affected by, among other items, our views on potential future capital requirements, including those relating to research and development, creation and expansion of sales distribution channels and investments and acquisitions, legal risks, stock repurchase programs, changes in federal income tax law and changes to our business model.

Share-Based Compensation

We primarily issue stock options under our share-based compensation plans, which are part of a broad-based, long-term retention program that is intended to attract and retain talented employees and directors and align stockholder and employee interests.

Pursuant to our 2006 Long-Term Incentive Plan (2006 Plan), we grant options to selected employees, directors and consultants to purchase shares of our common stock at a price not less than the fair market value of the stock at the date of grant. The 2006 Plan provides for the grant of both incentive and non-qualified stock options as well as stock appreciation rights, restricted stock, restricted stock units, performance units and shares and other stock-based awards. Generally, options outstanding vest over five years and are exercisable for up to 10 years from the grant date. The Board of Directors may terminate the 2006 Plan at any time.

Additional information regarding our stock option plans and plan activity for fiscal 2008, 2007 and 2006 is provided in the notes to our consolidated financial statements in this Annual Report in “Notes to Consolidated Financial Statements, Note 7 – Employee Benefit Plans” and in our 2009 Proxy Statement under the heading “Equity Compensation Plan Information.”

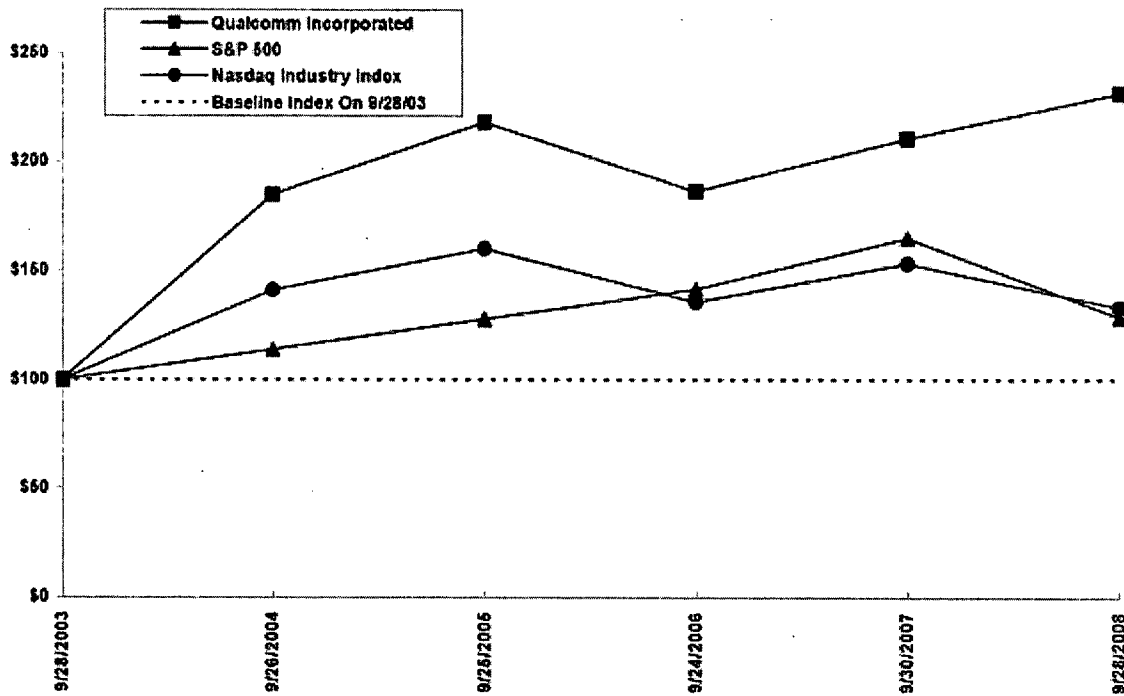
Issuer Purchases of Equity Securities

On March 11, 2008, we announced that we had been authorized to repurchase up to \$2.0 billion of our common stock with no expiration date. The \$2.0 billion stock repurchase program replaced a \$3.0 billion stock repurchase program, of which \$2 million remained authorized for repurchase. We did not repurchase any of our shares under the \$2.0 billion stock repurchase program in the fourth quarter of fiscal 2008.

Performance Measurement Comparison of Stockholder Return

The following graph compares total stockholder return on our common stock since September 28, 2003 to two indices: the Standard & Poor’s 500 Stock Index (the S&P 500) and the Nasdaq Total Return Index for Communications Equipment Stocks, SIC 3660-3669 (the Nasdaq Industry). The S&P 500 tracks the aggregate price performance of the equity securities of 500 United States companies selected by Standard & Poor’s Index Committee to include companies in leading industries and to reflect the United States stock market. The NASDAQ Industry tracks the aggregate price performance of equity securities of communications equipment companies traded on the NASDAQ Stock Market. The total return for our stock and for each index assumes the reinvestment of dividends and is based on the returns of the component companies weighted according to their capitalizations as of the end of each annual period. We began paying dividends on our common stock on March 31, 2003. Our common stock is traded on the NASDAQ Global Select Market and is a component of each of the S&P 500 and the NASDAQ Industry.

Comparison of Cumulative Total Return on Investment Since September 28, 2003⁽¹⁾



The Company's closing stock price on September 26, 2008, the last trading day of the Company's 2008 fiscal year, was \$45.84 per share.

⁽¹⁾ Shows the cumulative total return on investment assuming an investment of \$100 in each of our common stock, the S&P 500 and the Nasdaq Industry on September 28, 2003. All returns are reported as of our fiscal year end, which is the last Sunday of the month in which the fourth quarter ends, whereas the numbers for the S&P 500 are calculated as of the last day of the month in which the corresponding quarter ends.

Table of Contents

Item 6. Selected Financial Data

The following balance sheet data and statement of operations data for the five fiscal years ended September 28, 2008, September 30, 2007, September 24, 2006, September 25, 2005 and September 26, 2004 were derived from our audited consolidated financial statements. Consolidated balance sheets at September 28, 2008 and September 30, 2007 and the related consolidated statements of operations and cash flows for fiscal 2008, 2007 and 2006 and notes thereto appear elsewhere herein. The data should be read in conjunction with the annual consolidated financial statements, related notes and other financial information appearing elsewhere herein.

	Years Ended ⁽¹⁾				
	September 28, 2008	September 30, 2007	September 24, 2006	September 25, 2005	September 26, 2004 ⁽²⁾⁽³⁾
(In millions, except per share data)					
Statement of Operations Data:					
Revenues	\$11,142	\$ 8,871	\$ 7,526	\$ 5,673	\$ 4,880
Operating income	3,730	2,883	2,690	2,386	2,129
Income from continuing operations	3,160	3,303	2,470	2,143	1,725
Net income	3,160	3,303	2,470	2,143	1,720
Per Share Data:					
Income from continuing operations					
— basic	\$ 1.94	\$ 1.99	\$ 1.49	\$ 1.31	\$ 1.07
Income from continuing operations					
— diluted	1.90	1.95	1.44	1.26	1.03
Net income — basic	1.94	1.99	1.49	1.31	1.06
Net income — diluted	1.90	1.95	1.44	1.26	1.03
Dividends announced	0.60	0.52	0.42	0.32	0.19
Balance Sheet Data:					
Cash, cash equivalents and marketable securities	\$11,269	\$11,815	\$ 9,949	\$ 8,681	\$ 7,635
Total assets	24,563	18,495	15,208	12,479	10,820
Long-term debt ⁽⁴⁾	142	91	58	3	—
Total stockholders' equity	17,944	15,835	13,406	11,119	9,664

(1) Our fiscal year ends on the last Sunday in September. The fiscal years ended September 28, 2008, September 24, 2006, September 25, 2005, and September 26, 2004 each included 52 weeks. The fiscal year ended September 30, 2007 included 53 weeks.

(2) During fiscal 2004, we sold the Vésper Operating Companies and the Vésper Towers and returned personal mobile service (SMP) licenses to Anatel, the telecommunications regulatory agency in Brazil. The results of operations, including gains and losses realized on the sales transactions and the SMP licenses, were presented as discontinued operations in the consolidated statement of operations.

(3) Prior to the fourth quarter of fiscal 2004, we recorded royalty revenues from certain licensees based on our estimates of royalties during the period they were earned. Starting in the fourth quarter of fiscal 2004, we began recognizing royalty revenues solely based on royalties reported by licensees during the quarter. The change in the timing of recognizing royalty revenues was made prospectively and had the initial one-time effect of reducing royalty revenues recorded in the fourth quarter of fiscal 2004.

(4) Long-term debt consisted of capital lease obligations, which are included in other liabilities in the consolidated balance sheets.

Item 7. Management's Discussion and Analysis of Financial Condition and Results of Operations

In addition to historical information, the following discussion contains forward-looking statements that are subject to risks and uncertainties. Actual results may differ substantially from those referred to herein due to a number of factors, including but not limited to risks described in the section entitled Risk Factors and elsewhere in this Annual Report.

Overview

Recent Developments

Revenues for fiscal 2008 were \$11.1 billion, with net income of \$3.2 billion. The following recent developments occurred with respect to key elements of our business or our industry during fiscal 2008:

During fiscal 2008:

- Worldwide wireless subscribers grew by approximately 21% to reach approximately 3.8 billion.⁽¹⁾
- CDMA subscribers, including both 2G (cdmaOne) and 3G (CDMA2000 1X, 1xEV-DO, WCDMA and HSPA), are approximately 19% of total worldwide wireless subscribers to date.⁽¹⁾
- 3G subscribers (all CDMA-based) grew to approximately 705 million worldwide by September 28, 2008, up approximately 33% year-over-year, including approximately 410 million CDMA2000 1X/1xEV-DO subscribers and approximately 295 million WCDMA/HSPA subscribers.⁽¹⁾
- CDMA-based device shipments totaled approximately 433 million units, an increase of 28% over the 338 million units shipped in fiscal 2007.⁽²⁾
- In the handset market, CDMA-based unit shipments grew an estimated 27% year-over-year, compared to an estimated 14% year-over-year growth across all technologies.⁽³⁾
- The average selling price of CDMA-based devices was estimated to be approximately \$219, up 2% from the prior year.⁽²⁾
- We shipped approximately 336 million Mobile Station Modem (MSM) integrated circuits for CDMA-based wireless devices, an increase of 33%, compared to approximately 253 million MSM integrated circuits in fiscal 2007.

During the fourth quarter of fiscal 2008:

- We entered into new license and settlement agreements with Nokia Corporation/Nokia Inc. (Nokia) that cover GSM/GPRS/EDGE, CDMA2000, WCDMA (including HSPA), TD-SCDMA, OFDMA (including LTE, UMB and WiMax) and other products and resolve all pending litigation between the parties. Also, as a result, Nokia withdrew its complaint with the European Commission as to our licensing and other business practices. During the fourth quarter of fiscal 2008, we recognized \$560 million in revenues as a result of the execution of the agreements. Consideration provided to us under the new license agreement with Nokia included, among other things, a non-refundable up-front payment of \$2.5 billion, ongoing royalties and the assignment of patents that we recorded in intangible assets in the amount of \$1.8 billion.

(1) According to Wireless Intelligence, an independent source of wireless operator data.

(2) Derived from reports provided by our licensees/manufacturers during the year and our own estimates of unreported activity.

(3) Based on current reports by Strategy Analytics, a global research and consulting firm, in their Global Handset Market Share Updates.

Our Business and Operating Segments

We design, manufacture, have manufactured on our behalf and market digital wireless telecommunications products and services based on our CDMA technology and other technologies. We derive revenues principally from sales of integrated circuit products, license fees and royalties for use of our intellectual property, messaging and other services and related hardware sales, software development and licensing and related services, software hosting services and services related to delivery of multimedia content. Operating expenses primarily consist of cost of equipment and services, research and

development and selling, general and administrative expenses.

We conduct business primarily through four reportable segments. These segments are: Qualcomm CDMA Technologies, or QCT; Qualcomm Technology Licensing, or QTL; Qualcomm Wireless & Internet, or QWI; and Qualcomm Strategic Initiatives, or QSI.

Table of Contents

QCT is a leading developer and supplier of CDMA-based integrated circuits and system software for wireless voice and data communications, multimedia functions and global positioning system products. QCT's integrated circuit products and system software are used in wireless devices, particularly mobile phones, data cards and infrastructure equipment. The integrated circuits for wireless devices include the Mobile Station Modem (MSM), Radio Frequency (RF) and Power Management (PM) devices. These integrated circuits for wireless devices and system software perform voice and data communication, multimedia and global positioning functions, radio conversion between RF and baseband signals and power management. QCT's system software enables the other device components to interface with the integrated circuit products and is the foundation software enabling phone manufacturers to develop devices utilizing the functionality within the integrated circuits. The infrastructure equipment integrated circuits and system software perform the core baseband CDMA modem functionality in the wireless operator's base station equipment. QCT revenues comprised 60%, 59% and 58% of total consolidated revenues in fiscal 2008, 2007 and 2006, respectively.

QCT utilizes a fabless production business model, which means that we do not own or operate foundries for the production of silicon wafers from which our integrated circuits are made. Integrated circuits are die cut from silicon wafers that have completed the assembly and final test manufacturing processes. We rely on independent third party suppliers to perform the manufacturing and assembly, and most of the testing, of our integrated circuits. Our suppliers are also responsible for the procurement of most of the raw materials used in the production of our integrated circuits. We employ both turnkey and two-stage manufacturing business models to purchase our integrated circuits. Turnkey is when our foundry suppliers are responsible for delivering fully assembled and tested integrated circuits. Under the two-stage manufacturing business model, we purchase die from semiconductor manufacturing foundries and contract with separate third-party manufacturers for back-end assembly and test services. We refer to this two-stage manufacturing business model as Integrated Fabless Manufacturing (IFM).

QTL grants licenses to use portions of our intellectual property portfolio, which includes certain patent rights essential to and/or useful in the manufacture and sale of certain wireless products, including, without limitation, products implementing cdmaOne, CDMA2000, WCDMA, CDMA TDD, GSM/GPRS/EDGE and/or OFDMA standards and their derivatives. QTL receives license fees as well as ongoing royalties based on worldwide sales by licensees of products incorporating or using our intellectual property. License fees are fixed amounts paid in one or more installments. Ongoing royalties are generally based upon a percentage of the wholesale selling price of licensed products, net of certain permissible deductions (e.g. certain shipping costs, packing costs, VAT, etc.), and/or based on a fixed per unit amount. QTL revenues comprised 33%, 31% and 33% of total consolidated revenues in fiscal 2008, 2007 and 2006, respectively. The vast majority of such revenues have been generated through our licensees' sales of cdmaOne, CDMA2000 and WCDMA products.

QWI, which includes Qualcomm Enterprise Services (QES), Qualcomm Internet Services (QIS), Qualcomm Government Technologies (QGOV) and Firethorn, generates revenues primarily through mobile communication products and services, software and software development aimed at support and delivery of wireless applications. QES sells equipment, software and services used by transportation and other companies to connect wirelessly with their assets, products and workforce. QES also sells products that operate on the Globalstar low-Earth-orbit satellite-based telecommunications system and provides related services. Through September 2008, QES has shipped approximately 1,302,000 terrestrial-based and satellite-based communications systems. QIS provides BREW-based (Binary Runtime Environment for Wireless) products that include user interface and content delivery and management products and services for the wireless industry. QIS also provides QChat, which enables virtually instantaneous push-to-talk functionality on CDMA-based wireless devices. The QGOV division provides development, hardware and analytical expertise involving wireless communications technologies to United States government agencies. Firethorn builds and manages software applications that enable financial institutions and wireless operators to offer mobile commerce services. QWI revenues comprised 7%, 9% and 10% of total consolidated revenues in fiscal 2008, 2007 and 2006, respectively.

QSI manages the Company's strategic investment activities, including MediaFLO USA, Inc. (MediaFLO USA), the Company's wholly-owned wireless multimedia operator subsidiary. QSI also makes strategic investments to promote the worldwide adoption of CDMA-based products and services. Our strategy is to invest in CDMA-based operators, licensed device manufacturers and early-stage companies that we believe open new markets for CDMA technology, support the design and introduction of new CDMA-based products or possess unique capabilities or technology. Our MediaFLO USA subsidiary offers its service over our nationwide multicasting network based on our MediaFLO Media Distribution System (MDS) and FLO technology. This network is utilized as a shared resource for wireless operators and their customers in the United States. The commercial availability of the MediaFLO USA service to retail wireless consumers continues to be determined by our wireless operator partners. MediaFLO USA's network uses the 700 MHz spectrum for which we hold licenses nationwide. Additionally, MediaFLO USA has and will continue to procure, aggregate and distribute content in service packages which we will make available on a wholesale basis to our wireless operator customers (regardless of whether they operate CDMA or GSM/WCDMA networks) in the United States. Distribution, marketing, billing and customer relationships remain functions that are provided primarily by our wireless operator partners. As part of our strategic investment activities, we intend to pursue various exit strategies at some point in the future, which may include distribution

of our ownership interest in MediaFLO USA to our stockholders in a spin-off transaction.

Table of Contents

Nonreportable segments include: the Qualcomm MEMS Technologies division, which is developing an interferometric modulator (IMOD) display technology based on micro-electro-mechanical-system (MEMS) structure combined with thin film optics; the Qualcomm Flarion Technologies division, which is developing OFDM/OFDMA technologies; the MediaFLO Technologies division, which is developing our MediaFLO technology and markets MediaFLO for deployment outside of the United States; and other product initiatives.

Looking Forward

The deployment of 3G networks (CDMA2000 and WCDMA) enables higher voice capacity and data rates, thereby supporting more minutes of use and data intensive applications like multimedia. As a result, we expect continued growth in demand for 3G products and services around the world. As we look forward to the next several months, the following items are likely to have an impact on our business:

- We believe the recent global financial crisis and the resulting slowdown in global economies is causing current contraction in the channel inventory and will likely result in lower consumer demand and prices for CDMA-based devices, among other things, adversely affecting our revenues and operating results. In addition, the financial crisis has, and may continue to have, an impact on the value of our marketable securities portfolio and net investment income.
- The deployment and upgrading of CDMA2000 networks is expected to continue.
 - More than 275 wireless operators have launched CDMA2000 1X; ⁽¹⁾ and
 - More than 100 wireless operators have deployed the higher data speeds of 1xEV-DO and more than 40 wireless operators have deployed commercial EV-DO Revision A networks. ⁽¹⁾
- GSM operators are expected to continue transitioning to WCDMA networks.
 - More than 235 GSM operators have migrated their networks to WCDMA; ⁽²⁾ and
 - More than 220 wireless operators have upgraded and launched commercial HSDPA networks, and more than 50 wireless operators have upgraded and launched commercial HSUPA networks. ⁽²⁾
- We expect that CDMA-based device prices will continue to segment into high and low end due to high volumes and vibrant competition in marketplaces around the world. As more operators deploy the higher data speeds of HSPA and EV-DO Revision A and as manufacturers introduce additional highly-featured, converged devices, we expect consumer demand for advanced 3G devices to accelerate.
- To meet growing demand for advanced 3G wireless devices and increased multimedia MSM functionality, we intend to continue to invest significant resources toward the development of multimedia products, software and services for the wireless industry. However, we expect that a portion of our research and development initiatives in fiscal 2009 will not reach commercialization until several years in the future.
- We expect demand for low-end wireless devices to continue to grow and have developed a family of Qualcomm Single Chip (QSC) products, which integrate the baseband, radio frequency and power management functions into one chip, lowering component counts and enabling faster time-to-market for our customers. While we continue to invest resources aggressively to expand our QSC product family to address the low-end market more effectively with CDMA-based products, we still face significant competition from GSM-based products, particularly in emerging markets.
- We will continue to invest in the evolution of CDMA and a broad range of other technologies as part of our vision to enable a range of technologies, each optimized for specific services, including the following products and technologies:
 - The continued evolution of CDMA-based technologies, including the long-term roadmaps of 1xEV-DO and High Speed Packet Access (HSPA);
 - OFDM and OFDMA-based technologies;
 - Our service applications platform, content delivery services and user interfaces;
 - Our MediaFLO MDS and FLO technology for delivery of multimedia content; and
 - Our IMOD display technology.



Table of Contents

In addition to the foregoing business and market-based matters, the following items are likely to have an impact on our business and results of operations over the next several months:

- We will continue to devote resources to working with and educating all participants in the wireless value chain as to the benefits of our business model in promoting a highly competitive and innovative wireless market. However, we expect that certain companies may continue to be dissatisfied with the need to pay reasonable royalties for the use of our technology and not welcome the success of our business model in enabling new, highly cost-effective competitors to their products. We expect that such companies will continue to challenge our business model in various forums throughout the world. For example, we expect that we will continue to be involved in litigation, including our ongoing disputes with Broadcom, and to appear in front of administrative and regulatory bodies, including the European Commission, the Korea Fair Trade Commission and the Japan Fair Trade Commission to defend our business model and to rebuff efforts by companies seeking to gain competitive advantage or negotiating leverage.
- We have been and will continue evaluating and providing reasonable assistance to our customers. This includes, in some cases, certain levels of financial support to minimize the impact of the litigation in which we are involved.

(1) According to public reports made available at www.cdg.org.

(2) As reported by the Global mobile Suppliers Association, an international organization of WCDMA and GSM (Global System for Mobile Communications) suppliers in their October 2008 reports.

Further discussion of risks related to our business is presented in the Risk Factors included in this Annual Report.

Revenue Concentrations

Revenues from customers in South Korea, China, Japan and the United States comprised 35%, 21%, 14% and 9%, respectively, of total consolidated revenues for fiscal 2008, as compared to 31%, 21%, 17% and 13%, respectively, for fiscal 2007, and 32%, 17%, 21% and 13%, respectively, for fiscal 2006. We distinguish revenues from external customers by geographic areas based on the location to which our products, software or services are delivered and, for QTL's licensing and royalty revenues, the invoiced addresses of our licensees. The increase in revenues from customers in South Korea from 32% and 31% of total revenues in fiscal 2006 and 2007, respectively, to 35% in fiscal 2008 is primarily attributable to increased shipments of integrated circuits to CDMA device manufacturers with locations in South Korea and royalty revenues from customers in South Korea. Combined revenues from customers in Japan and the United States decreased as a percentage of total revenues, from 34% in fiscal 2006 to 30% in fiscal 2007 and 23% in fiscal 2008, primarily due to the increased activity by manufacturers with locations in South Korea.

Critical Accounting Policies and Estimates

Our discussion and analysis of our results of operations and liquidity and capital resources are based on our consolidated financial statements, which have been prepared in accordance with accounting principles generally accepted in the United States. The preparation of these financial statements requires us to make estimates and judgments that affect the reported amounts of assets, liabilities, revenues and expenses, and disclosure of contingent assets and liabilities. On an ongoing basis, we evaluate our estimates and judgments, including those related to revenue recognition, valuation of intangible assets and investments, share-based payments, income taxes and litigation. We base our estimates on historical and anticipated results and trends and on various other assumptions that we believe are reasonable under the circumstances, including assumptions as to future events. These estimates form the basis for making judgments about the carrying values of assets and liabilities that are not readily apparent from other sources. By their nature, estimates are subject to an inherent degree of uncertainty. Actual results that differ from our estimates could have a significant adverse effect on our operating results and financial position. We believe that the following significant accounting policies and assumptions may involve a higher degree of judgment and complexity than others.

Revenue Recognition. We derive revenue principally from sales of integrated circuit products, royalties and license fees for our intellectual property, messaging and other services and related hardware sales, software development and licensing and related services, software hosting services and services related to delivery of multimedia content. The timing of revenue recognition and the amount of revenue actually recognized in each case depends upon a variety of factors, including the specific terms of each arrangement and the nature of our deliverables and obligations. Determination of the appropriate amount of revenue recognized involves judgments and estimates that we believe are reasonable, but actual results may differ from our estimates. We record reductions to revenue for customer incentive programs, including special pricing agreements and other volume-related rebate programs. Such reductions to revenue are estimates, based on a number of factors, including our assumptions related to historical and projected customer sales volumes and the contractual provisions of our customer agreements.

We license rights to use portions of our intellectual property portfolio, which includes certain patent rights essential to and/or useful in the manufacture and sale of certain wireless products. Licensees typically pay a license fee in one or more installments and ongoing royalties based on their sales of products incorporating or using our licensed intellectual property. License fees are recognized over the estimated period of benefit to the licensee, typically five to fifteen years. We earn royalties on such licensed products sold worldwide by our licensees at the time that the licensees' sales occur. Our licensees, however, do not report and pay royalties owed for sales in any given quarter until after the conclusion of that quarter. We recognize royalty revenues based on royalties reported by licensees during the quarter and when other revenue recognition criteria are met. From time to time, licensees will not report royalties timely due to legal disputes, and when this occurs, the timing and comparability of royalty revenues could be affected.

Valuation of Intangible Assets and Investments. Our business acquisitions typically result in the recording of goodwill and other intangible assets, and the recorded values of those assets may become impaired in the future. We also acquire intangible assets in other types of transactions. As of September 28, 2008, our goodwill and intangible assets, net of accumulated amortization, were \$1.5 billion and \$3.1 billion, respectively. The determination of the value of such intangible assets requires management to make estimates and assumptions that affect our consolidated financial statements. For intangible assets purchased in a business combination or received in a non-monetary exchange, the estimated fair values of the assets received (or, for non-monetary exchanges, the estimated fair values of the assets transferred if more clearly evident) are used to establish their recorded values, except when neither the values of the assets received or the assets transferred in non-monetary exchanges are determinable within reasonable limits. Valuation techniques consistent with the market approach, income approach and/or cost approach are used to measure fair value. An estimate of fair value can be affected by many assumptions which require significant judgment. For example, the income approach generally requires assumptions related to the appropriate business model to be used to estimate cash flows, total addressable market, pricing and share forecasts, competition, technology obsolescence, future tax rates and discount rates. Our estimate of the fair value of certain assets may differ materially from that determined by others who use different assumptions or utilize different business models. New information may arise in the future that affects our fair value estimates and could result in adjustments to our estimates in the future, which could have an adverse impact on our results of operations.

We assess potential impairments to intangible assets when there is evidence that events or changes in circumstances indicate that the carrying amount of an asset or asset group may not be recovered. Our judgments regarding the existence of impairment indicators and future cash flows related to intangible assets are based on operational performance of our businesses, market conditions and other factors. Although there are inherent uncertainties in this assessment process, the estimates and assumptions we use, including estimates of future cash flows, volumes, market penetration and discount rates, are consistent with our internal planning. If these estimates or their related assumptions change in the future, we may be required to record an impairment charge on all or a portion of our goodwill and intangible assets. Furthermore, we cannot predict the occurrence of future impairment-triggering events nor the impact such events might have on our reported asset values. Future events could cause us to conclude that impairment indicators exist and that goodwill or other intangible assets associated with our acquired businesses are impaired. Any resulting impairment loss could have an adverse impact on our results of operations.

We hold minority investments in publicly-traded companies whose share prices may be highly volatile. We also hold investments in other marketable securities, including non-investment grade debt securities, equity and debt mutual and exchange traded funds, corporate bonds and notes, auction rate securities and mortgage- and asset-backed securities. These investments, which are recorded at fair value with increases or decreases generally recorded through stockholders' equity as other comprehensive income or loss, totaled \$9.4 billion at September 28, 2008. We record impairment charges through the statement of operations when we believe an investment has experienced a decline that is other than temporary. The determination that a decline is other than temporary is subjective and influenced by many factors. In addition, the fair values of our strategic investments are subject to substantial quarterly and annual fluctuations and to significant market volatility. Adverse changes in market conditions or poor operating results of investees could result in losses or an inability to recover the carrying value of the investments, thereby requiring impairment charges. When assessing these investments for an other-

than-temporary decline in value, we consider such factors as, among other things, how significant the decline in value is as a percentage of the original cost, how long the market value of the investment has been below its original cost, the extent of the general decline in prices or an increase in the default or recovery rates of securities in an asset class, negative events such as a bankruptcy filing or a need to raise capital or seek financial support from the government or others, the performance and pricing of the investee's securities in relation to the securities of its competitors within the industry and the market in general and analyst recommendations, as applicable. We also review the financial statements of the investee to determine if the investee is experiencing financial difficulties. If we determine that a security price decline is other than temporary, we may record an impairment loss, which could have an adverse impact on our results of operations. During fiscal 2008, 2007 and 2006, we recorded \$502 million, \$16 million and \$20 million, respectively, in other-than-temporary losses on our investments in marketable securities.

Table of Contents

Share-Based Payments. We grant options to purchase our common stock to our employees and directors under our equity compensation plans. Eligible employees can also purchase shares of our common stock at 85% of the lower of the fair market value on the first or the last day of each six-month offering period under our employee stock purchase plans. The benefits provided under these plans are share-based payments subject to the provisions of revised Statement of Financial Accounting Standards No. 123 (FAS 123R), "Share-Based Payment." We use the fair value method to apply the provisions of FAS 123R. Share-based compensation expense recognized under FAS 123R for fiscal 2008, 2007 and 2006 was \$543 million, \$493 million and \$495 million, respectively. At September 28, 2008, total unrecognized estimated compensation expense related to non-vested stock options granted prior to that date was \$1.6 billion, which is expected to be recognized over a weighted-average period of 3.5 years. Net stock options, after forfeitures and cancellations, granted during fiscal 2008 represented 2.7% of outstanding shares as of the beginning of the fiscal period. Total stock options granted during fiscal 2008 represented 3.2% of outstanding shares as of the end of the fiscal period.

We estimate the value of stock option awards on the date of grant using a lattice binomial option-pricing model (binomial model). The determination of the fair value of share-based payment awards on the date of grant using an option-pricing model is affected by our stock price as well as assumptions regarding a number of complex and subjective variables. These variables include, but are not limited to, our expected stock price volatility over the term of the awards, actual and projected employee stock option exercise behaviors, risk-free interest rate and expected dividends. We believe it is important for investors to be aware of the high degree of subjectivity involved when using option-pricing models to estimate share-based compensation under FAS 123R. Option-pricing models were developed for use in estimating the value of traded options that have no vesting or hedging restrictions, are fully transferable and do not cause dilution. Because our share-based payments have characteristics significantly different from those of freely traded options, and because valuation model assumptions are subjective, in our opinion, existing valuation models, including the Black-Scholes and lattice binomial models, may not provide reliable measures of the fair values of our share-based compensation awards. There is not currently a generally accepted market-based mechanism or other practical application to verify the reliability and accuracy of the estimates stemming from these valuation models. Although we estimate the fair value of employee share-based awards in accordance with FAS 123R and the Securities and Exchange Commission's Staff Accounting Bulletin No. 107 (SAB 107), the option-pricing model we use may not produce a value that is indicative of the fair value observed in a willing buyer/willing seller market transaction.

For purposes of estimating the fair value of stock options granted during fiscal 2008, we used the implied volatility of market-traded options in our stock for the expected volatility assumption input to the binomial model. We utilized the term structure of volatility up to approximately two years, and we used the implied volatility of the option with the longest time to maturity for the expected volatility estimates for periods beyond two years. The weighted-average volatility assumption was 41.1% for fiscal 2008, which if increased to 45%, would increase the weighted-average estimated fair value of stock options granted during fiscal 2008 by \$0.89 per share, or 5%. FAS 123R includes implied volatility in its list of factors that should be considered in estimating expected volatility. We believe implied volatility is more useful than historical volatility in estimating expected volatility because it is generally reflective of both historical volatility and expectations of how future volatility will differ from historical volatility.

The risk-free interest rate is based on the yield curve of U.S. Treasury strip securities for a period consistent with the contractual life of the option in effect at the time of grant. The weighted-average risk-free interest rate assumption was 3.8% for fiscal 2008, which if increased to 6.5% would increase the weighted-average estimated fair value of stock options granted during fiscal 2008 by \$1.17 per share, or 7%.

We do not target a specific dividend yield for our policy on dividend payments, but we are required to assume a dividend yield as an input to the binomial model. The dividend yield assumption is based on our history and expectation of dividend payouts. The dividend yield assumption was 1.3% for fiscal 2008, which if decreased to 0.4% would increase the weighted-average estimated fair value of stock options granted during fiscal 2008 by \$0.92 per share, or 6%. Dividends and/or increases or decreases in dividend payments are subject to approval by our Board of Directors as well as to future cash inflows and outflows resulting from operating performance, stock repurchase programs, mergers and acquisitions, and other sources and uses of cash. While our historical dividend rate is assumed to continue in the future, it may be subject to substantial change, and investors should not depend upon this forecast as a reliable indication of future cash distributions that will be made to investors.

Table of Contents

The post-vesting forfeiture rate is estimated using historical option cancellation information. The weighted-average post-vesting forfeiture rate assumption was 8.0% for fiscal 2008, which if decreased to 1.5%, would increase the weighted-average estimated fair value of stock options granted during fiscal 2008 by \$0.91 per share, or 6%.

The suboptimal exercise factor is estimated using historical option exercise information. The weighted-average suboptimal exercise factor assumption was 1.9 for fiscal 2008, which if increased to 2.3, would increase the weighted-average estimated fair value of stock options granted during fiscal 2008 by \$1.01 per share or 6%.


Income Taxes. On October 1, 2007, we adopted the accounting provisions of FASB Interpretation No. 48 (FIN 48), "Accounting for Uncertainty in Income Taxes." As a result of the adoption, we increased our liabilities related to uncertain tax positions by \$2 million and accounted for the cumulative effect of this change as a decrease to retained earnings. See "Notes to Consolidated Financial Statements, Note 5 – Income Taxes" for additional information. As of September 28, 2008, our liability for net unrecognized tax benefits was \$227 million.

Our income tax returns are based on calculations and assumptions that are subject to examination by the Internal Revenue Service and other tax authorities. In addition, the calculation of our tax liabilities involves dealing with uncertainties in the application of complex tax regulations. As a result of the implementation of FIN 48, we recognize liabilities for uncertain tax positions based on the two-step process prescribed in the interpretation. The first step is to evaluate the tax position for recognition by determining if the weight of available evidence indicates that it is more likely than not that the position will be sustained on audit, including resolution of related appeals or litigation processes, if any. The second step is to measure the tax benefit as the largest amount that is more than 50% likely of being realized upon settlement. While we believe we have appropriate support for the positions taken on our tax returns, we regularly assess the potential outcomes of these examinations and any future examinations for the current or prior years in determining the adequacy of our provision for income taxes. We continually assess the likelihood and amount of potential adjustments and adjust the income tax provision, income taxes payable and deferred taxes in the period in which the facts that give rise to a revision become known. Although we believe that the estimates and assumptions supporting our assessments are reasonable, adjustments could be materially different from those which are reflected in historical income tax provisions and recorded assets and liabilities. For example, during fiscal 2007, we recorded an income tax benefit of \$331 million resulting from the completion of audits of our fiscal 2003 and 2004 federal tax returns.

We regularly review our deferred tax assets for recoverability and establish a valuation allowance based on historical taxable income, projected future taxable income, the expected timing of the reversals of existing temporary differences and the implementation of tax-planning strategies. As of September 28, 2008, gross deferred tax assets were \$1.4 billion. If we are unable to generate sufficient future taxable income in certain tax jurisdictions, or if there is a material change in the time period within which the underlying temporary differences become taxable or deductible, we could be required to increase the valuation allowance against our deferred tax assets which could result in an increase in our effective tax rate and an adverse impact on operating results.

As of September 28, 2008, we had gross deferred tax assets of \$430 million related to capital losses and \$21 million related to foreign and state net operating losses. We can only use realized capital losses to offset realized capital gains. Based upon our assessments of when capital gains and losses will be realized, we estimate that our future capital gains will not be sufficient to utilize all of the temporary and other-than-temporary capital losses that were recorded through fiscal 2008. Therefore, we have provided a \$134 million valuation allowance for the portion of capital losses we do not expect to utilize, of which \$81 million was recorded as an increase in other comprehensive loss in fiscal 2008. We can only use net operating losses to offset taxable income of certain legal entities in certain tax jurisdictions. Based upon our assessments of projected future taxable income and losses and historical losses incurred by these entities, we expect that the future taxable income of the entities in these tax jurisdictions will not be sufficient to utilize the net operating losses we have incurred through fiscal 2008. Therefore, we have provided a \$15 million valuation allowance for these net operating losses. Significant judgment is required to forecast the timing and amount of future capital gains, the timing of realization of capital losses and the amount of future taxable income in certain jurisdictions. Adjustments to our valuation allowance based on changes to our forecast of capital losses, capital gains and taxable income are reflected in the period the change is made.

We consider the operating earnings of certain non-United States subsidiaries to be invested indefinitely outside the United States based on estimates that future domestic cash generation will be sufficient to meet future domestic cash needs. No provision has been made for United States federal and state, or foreign taxes that may result from future remittances of undistributed earnings of foreign subsidiaries, the cumulative amount of which is approximately \$6.8 billion as of September 28, 2008. Should we repatriate foreign earnings, we would have to adjust the income tax provision in the period in which the decision to repatriate earnings of foreign subsidiaries is made.






Table of Contents

We recognize windfall tax benefits associated with the exercise of stock options directly to stockholders' equity only when realized. Accordingly, deferred tax assets are not recognized for net operating loss carryforwards resulting from windfall tax benefits. A windfall tax benefit occurs when the actual tax benefit realized by us upon an employee's disposition of a share-based award exceeds the deferred tax asset, if any, associated with the award that we had recorded. When assessing whether a tax benefit relating to share-based compensation has been realized, we follow the tax law ordering method, under which current year share-based compensation deductions are assumed to be utilized before net operating loss carryforwards and other tax attributes.

Litigation. We are currently involved in certain legal proceedings. Although there can be no assurance that unfavorable outcomes in any of these matters would not have a material adverse effect on our operating results, liquidity or financial position, we believe the claims are without merit and intend to vigorously defend the actions. We estimate the range of liability related to pending litigation where the amount and range of loss can be estimated. We record our best estimate of a loss when the loss is considered probable. Where a liability is probable and there is a range of estimated loss with no best estimate in the range, we record the minimum estimated liability related to the claim. As additional information becomes available, we assess the potential liability related to our pending litigation and revise our estimates. Other than amounts relating to the *Broadcom Corporation v. QUALCOMM Incorporated* matters, we have not recorded any accrual for contingent liabilities associated with any other legal proceedings based on our belief that additional liabilities, while possible, are not probable. Further, any possible range of loss cannot be estimated at this time. Revisions in our estimates of the potential liability could materially impact our results of operations.

Fiscal 2008 Compared to Fiscal 2007

Revenues. Total revenues for fiscal 2008 were \$11.14 billion, compared to \$8.87 billion for fiscal 2007. Revenues from two customers of our QCT, QTL and QWI segments (each of whom accounted for more than 10% of our consolidated revenues for the period) comprised approximately 30% and 27% in aggregate of total consolidated revenues in fiscal 2008 and 2007, respectively.

Revenues from sales of equipment and services for fiscal 2008 were \$7.16 billion, compared to \$5.77 billion for fiscal 2007. Revenues from sales of integrated circuit products increased \$1.41 billion, resulting primarily from an increase of \$1.23 billion related to higher unit shipments, mostly consisting of MSM and accompanying RF and PM integrated circuits, and an increase of \$219 million related to the net effects of changes in product mix and the average sales prices of such products.

Revenues from licensing and royalty fees for fiscal 2008 were \$3.98 billion, compared to \$3.11 billion for fiscal 2007. The increase in revenues from licensing and royalty fees primarily related to an increase in sales of CDMA-based products reported by QTL's licensees other than Nokia, driven by the continued adoption of WCDMA at higher average selling prices than CDMA and fluctuations in currency exchange rates. In addition, revenues from licensing and royalties in fiscal 2008 included \$560 million (attributable to both fiscal 2008 and 2007) related to the new agreements with Nokia. Revenues from licensing and royalties in fiscal 2007 included royalty payments from Nokia only for sales of Nokia products through April 9, 2007.

Cost of Equipment and Services. Cost of equipment and services revenues for fiscal 2008 was \$3.41 billion compared to \$2.68 billion for fiscal 2007. Cost of equipment and services revenues as a percentage of equipment and services revenues was 48% for fiscal 2008, compared to 47% for fiscal 2007. Cost of equipment and services revenues included \$39 million in share-based compensation in both fiscal 2008 and 2007.

Research and Development Expenses. For fiscal 2008, research and development expenses were \$2.28 billion or 20% of revenues, compared to \$1.83 billion or 21% of revenues for fiscal 2007. The dollar increase was primarily attributable to a \$358 million increase in costs related to the development of integrated circuit products, next generation CDMA and OFDMA technologies, the expansion of our intellectual property portfolio and other initiatives to support the acceleration of advanced wireless products and services, including lower cost devices, the integration of wireless with consumer electronics and computing, the convergence of multiband, multimode, multinet network products and technologies, third party operating systems and services platforms. The technologies supporting these initiatives may include CDMA2000 1X, 1xEV-DO, EV-DO Revision A, EV-DO Revision B, WCDMA, HSDPA, HSUPA, HSPA+ and OFDMA. Research and development expenses related to the development of our FLO technology, MediaFLO MDS, IMOD display products using MEMS technology, BREW products and mobile commerce applications increased by \$63 million. Research and development expenses in fiscal 2008 included share-based compensation and in-process research and development of \$250 million and \$14 million, respectively, compared to \$221 million and \$10 million, respectively, in fiscal 2007.



Table of Contents

Selling, General and Administrative Expenses. For fiscal 2008, selling, general and administrative expenses were \$1.71 billion or 15% of revenues, compared to \$1.48 billion or 17% of revenues for fiscal 2007. The dollar increase was primarily attributable to a \$137 million increase in employee-related expenses and a \$72 million increase in certain professional fees, primarily related to patent activities. Selling, general and administrative expenses in fiscal 2008 included share-based compensation of \$254 million, compared to \$233 million in fiscal 2007.

Net Investment Income. Net investment income was \$96 million for fiscal 2008, compared to \$743 million for fiscal 2007. The net decrease was primarily comprised as follows (in millions):

	Year Ended		Change
	September 28, 2008	September 30, 2007	
Interest and dividend income:			
Corporate and other segments	\$ 487	\$ 551	\$ (64)
QSI	4	7	(3)
Interest expense	(22)	(11)	(11)
Net realized gains on investments:			
Corporate and other segments	104	201	(97)
QSI	51	21	30
Other-than-temporary losses on investments:			
Corporate and other segments	(502)	(16)	(486)
QSI	(33)	(11)	(22)
Gains on derivative instruments	6	2	4
Equity in earnings (losses) of investees	1	(1)	2
	<u>\$ 96</u>	<u>\$ 743</u>	<u>\$ (647)</u>

The decrease in interest and dividend income on cash, cash equivalents and marketable securities held by corporate and other segments was primarily a result of lower interest rates earned on interest-bearing securities. Other-than-temporary losses in fiscal 2008 included \$327 million recognized in the fourth quarter on marketable securities held by corporate and other segments. Both other-than-temporary losses on marketable securities and the decrease in net realized gains on corporate investments were generally related to depressed securities values caused by a major disruption in U.S. and foreign credit and financial markets affecting consumers and the banking, finance and housing industries. This disruption is evidenced by a deterioration of confidence in financial markets and a severe decline in the availability of capital and demand for debt and equity securities.

Income Tax Expense. Income tax expense was \$666 million for fiscal 2008, compared to \$323 million for fiscal 2007. The annual effective tax rate was 17% for fiscal 2008, compared to 9% for fiscal 2007. The annual effective tax rate for fiscal 2008 is higher than the annual effective tax rate for fiscal 2007 primarily due to the impact of prior year audits completed during fiscal 2007.

The annual effective tax rate for fiscal 2008 is 18% lower than the United States federal statutory rate primarily due to benefits of approximately 22% related to foreign earnings taxed at less than the United States federal rate, and 1% related to research and development tax credits, partially offset by state taxes of approximately 4% and 1% related to an increase in the valuation allowance.

Fiscal 2007 Compared to Fiscal 2006

Revenues. Total revenues for fiscal 2007 were \$8.87 billion, compared to \$7.53 billion for fiscal 2006. Revenues from three customers of our QCT, QTL and QWI segments (each of whom accounted for more than 10% of our consolidated revenues for the period) comprised approximately 41% and 39% in aggregate of total consolidated revenues in fiscal 2007 and 2006, respectively.

Revenues from sales of equipment and services for fiscal 2007 were \$5.77 billion, compared to \$4.78 billion for fiscal 2006. Revenues from sales of integrated circuit products increased \$922 million, resulting primarily from an increase of \$761 million related to higher unit shipments, mostly consisting of MSM and accompanying RF and PM integrated circuits, and an increase of \$144 million related to the net effects of changes in product mix and the average sales prices of such products.

Table of Contents

Revenues from licensing and royalty fees for fiscal 2007 were \$3.11 billion, compared to \$2.75 billion for fiscal 2006. Revenues from licensing and royalty fees increased primarily as a result of a \$306 million increase in QTL royalties related to an increase in our licensee's sales of CDMA-based products driven by the continued adoption of WCDMA at higher average selling prices than CDMA, and a \$30 million increase in QIS revenues primarily related to our expanded BREW customer base and products and a licensing agreement with Sprint. Worldwide demand for CDMA-based products has increased primarily as a result of the growth in sales of high-end WCDMA products and shifts in the geographic distribution of sales of CDMA2000 products.

Cost of Equipment and Services. Cost of equipment and services revenues for fiscal 2007 was \$2.68 billion, compared to \$2.18 billion for fiscal 2006. Cost of equipment and services revenues as a percentage of equipment and services revenues was 47% for fiscal 2007, compared to 46% for fiscal 2006. Cost of equipment and services revenues in fiscal 2007 included \$39 million in share-based compensation, compared to \$41 million in fiscal 2006.

Research and Development Expenses. For fiscal 2007, research and development expenses were \$1.83 billion or 21% of revenues, compared to \$1.54 billion or 20% of revenues for fiscal 2006. The dollar increase was primarily attributable to a \$283 million increase in costs related to integrated circuit products, next generation CDMA and OFDMA technologies, the expansion of our intellectual property portfolio and other initiatives to support the acceleration of advanced wireless products and services, including lower cost devices, the integration of wireless with consumer electronics and computing, the convergence of multiband, multimode, multinet network products and technologies, third party operating systems and services platforms. The technologies supporting these initiatives may include CDMA2000 1X, 1xEV-DO, EV-DO Revision A, EV-DO Revision B, WCDMA, HSDPA, HSUPA and OFDMA. The increase in research and development expenses incurred also related to the development of our FLO technology, MediaFLO MDS and IMOD display products using MEMS technology. Research and development expenses in fiscal 2007 included share-based compensation and in-process research and development of \$221 million and \$10 million, respectively, compared to \$216 million and \$22 million, respectively, in fiscal 2006.

Selling, General and Administrative Expenses. For fiscal 2007, selling, general and administrative expenses were \$1.48 billion or 17% of revenues, compared to \$1.12 billion or 15% of revenues for fiscal 2006. The dollar and percentage increases were primarily attributable to a \$152 million increase in costs related to litigation and other legal matters, a \$98 million increase in employee related expenses, a \$40 million increase in other professional fees, a \$39 million increase in bad debt expense, a \$32 million increase in cooperative and other marketing expenses and a \$28 million increase in depreciation and amortization, partially offset by a \$44 million gain on the sale of a building. Selling, general and administrative expenses in fiscal 2007 included share-based compensation of \$233 million, compared to \$238 million in fiscal 2006.

Net Investment Income. Net investment income was \$743 million for fiscal 2007, compared to \$466 million for fiscal 2006. The net increase was primarily comprised as follows (in millions):

	<u>Year Ended</u>		<u>Change</u>
	<u>September 30, 2007</u>	<u>September 24, 2006</u>	
Interest and dividend income:			
Corporate and other segments	\$ 551	\$ 410	\$ 141
QSI	7	6	1
Interest expense	(11)	(4)	(7)
Net realized gains on investments:			
Corporate and other segments	201	106	95
QSI	21	30	(9)
Other-than-temporary losses on investments	(27)	(24)	(3)
Gains (losses) on derivative instruments	2	(29)	31
Equity in losses of investees	(1)	(29)	28
	<u>\$ 743</u>	<u>\$ 466</u>	<u>\$ 277</u>

The increase in interest and dividend income on cash and marketable securities held by corporate and other segments was a result of higher average cash and marketable securities balances and higher interest rates on interest-bearing securities. Net realized gains on corporate investments increased primarily due to strength in the equity markets and reallocation of certain portfolio assets.

Income Tax Expense. Income tax expense was \$323 million for fiscal 2007, compared to \$686 million for fiscal 2006. The annual effective tax rate was 9% for fiscal 2007, compared to 22% for fiscal 2006. The annual effective tax rate for fiscal 2007 is lower than the annual effective tax rate for fiscal 2006 primarily due to the impact of prior year audits completed during fiscal 2007 and additional foreign earnings taxed at less than the United States federal statutory tax rate.

The annual effective tax rate for fiscal 2007 is 26% lower than the United States federal statutory rate primarily due to benefits of approximately 20% related to foreign earnings taxed at less than the United States federal rate, 9% related to the impact of the tax audits completed during the year and 2% related to research and development tax credits, partially offset by state taxes of approximately 5%.

Our Segment Results for Fiscal 2008 Compared to Fiscal 2007

The following should be read in conjunction with the fiscal 2008 and 2007 financial results for each reporting segment. See "Notes to Consolidated Financial Statements – Note 9 – Segment Information."

QCT Segment. QCT revenues for fiscal 2008 were \$6.72 billion, compared to \$5.28 billion for fiscal 2007. Equipment and services revenues, mostly consisting of MSM and accompanying RF and PM integrated circuits, were \$6.53 billion for fiscal 2008, compared to \$5.12 billion for fiscal 2007. The increase in equipment and services revenues resulted primarily from an increase of \$1.23 billion related to higher unit shipments and an increase of \$219 million related to the net effects of changes in product mix and the average sales prices of such products. Approximately 336 million MSM integrated circuits were sold during fiscal 2008, compared to approximately 253 million for fiscal 2007.

QCT's earnings before taxes for fiscal 2008 were \$1.83 billion, compared to \$1.55 billion for fiscal 2007. QCT's operating income as a percentage of its revenues (operating margin percentage) was 27% in fiscal 2008, compared to 29% in fiscal 2007. The decrease in operating margin percentage was primarily due to a decrease in gross margin percentage related to an increase in reserves for excess and obsolete inventory and product support costs.

QCT inventories increased by 17% in fiscal 2008 from \$387 million to \$453 million primarily due to the shift in our manufacturing business model from turnkey to IFM and the related work-in process which includes purchased die and related back-end assembly and test manufacturing services needed to complete QCT's integrated circuit products. The increase is also attributable to an increase in finished goods associated with growth in sales volume.

QTL Segment. QTL revenues for fiscal 2008 were \$3.62 billion, compared to \$2.77 billion for fiscal 2007. QTL's earnings before taxes for fiscal 2008 were \$3.14 billion, compared to \$2.34 billion for fiscal 2007. QTL's operating margin percentage was 87% in fiscal 2008, compared to 84% in fiscal 2007. The increase in revenues from licensing and royalty fees primarily related to an increase in sales of CDMA-based products reported by QTL's licensees other than Nokia, driven by the continued adoption of WCDMA at higher average selling prices than CDMA and fluctuations in currency exchange rates. In addition, QTL revenues from licensing and royalties in fiscal 2008 included \$560 million (attributable to both fiscal 2008 and 2007) related to the new agreement with Nokia. Revenues from licensing and royalties in fiscal 2007 included royalty payments from Nokia only for sales of Nokia products through April 9, 2007. The increase in earnings before taxes was primarily attributable to the increase in revenues and the effect of bad debt expenses recognized in fiscal 2007, partially offset by increases in research and development expenses and patent costs, which resulted in a corresponding increase in operating margin percentage.

QWI Segment. QWI revenues for fiscal 2008 were \$785 million, compared to \$828 million for fiscal 2007. Revenues decreased primarily due to a \$78 million decrease in QES revenues, partially offset by a \$27 million increase in QIS revenues. The decrease in QES revenues was primarily attributable to an \$88 million decrease in revenues from product sales, partially offset by an \$11 million increase in messaging revenues. QES shipped approximately 91,200 terrestrial-based and satellite-based systems during fiscal 2008, compared to approximately 190,300 terrestrial-based and satellite-based systems in fiscal 2007. The increase in QIS revenues was primarily attributable to increases in QChat revenues resulting from increased development efforts under a licensing agreement with Sprint and our expanded BREW customer base and products.

QWI's loss before taxes for fiscal 2008 was \$1 million, compared to earnings before taxes of \$88 million for fiscal 2007. QWI's operating margin percentage was zero percent in fiscal 2008, compared to 11% in fiscal 2007. The decrease in QWI's earnings before taxes was primarily due to the decrease in revenues, a \$30 million increase in QIS research and development expenses related to our BREW products and a \$34 million increase in operating expenses as a result of the acquisition of Firethorn during the first quarter of fiscal 2008, all of which contributed to a corresponding decline in operating margin percentage.

QSI Segment. QSI revenues for fiscal 2008 were \$12 million, compared to \$1 million for fiscal 2007, related to the commencement of our MediaFLO service in March 2007. QSI's loss before taxes for fiscal 2008 was \$304 million, compared to \$240 million for fiscal 2007. QSI's loss before taxes also included a \$71 million increase in our MediaFLO USA subsidiary's loss before taxes comprised primarily of an increase of \$50 million in cost of equipment and services revenues and a \$22 million increase in research and development expenses.

Our Segment Results for Fiscal 2007 Compared to Fiscal 2006

The following should be read in conjunction with the financial results of fiscal 2007 and 2006 for each reporting segment. See "Notes to Consolidated Financial Statements, Note 9 – Segment Information."

QCT Segment. QCT revenues for fiscal 2007 were \$5.28 billion, compared to \$4.33 billion for fiscal 2006. Equipment and services revenues, mostly consisting of MSM and accompanying RF and PM integrated circuits, were \$5.12 billion for fiscal 2007, compared to \$4.20 billion for fiscal 2006. The increase in equipment and services revenue resulted primarily from an increase of \$761 million related to higher unit shipments and an increase of \$144 million related to the net effects of changes in product mix and the average sales prices of such products. Approximately 253 million MSM integrated circuits were sold during fiscal 2007, compared to approximately 207 million for fiscal 2006.

QCT's earnings before taxes for fiscal 2007 were \$1.55 billion, compared to \$1.30 billion for fiscal 2006. QCT's operating income as a percentage of its revenues (operating margin percentage) was 29% in fiscal 2007, compared to 30% in fiscal 2006. The decrease in operating margin percentage was primarily due to increases in research and development and selling, general and administrative expenses, partially offset by an increase in the gross margin percentage.

QCT inventories increased by 116% in fiscal 2007 from \$179 million to \$387 million due to increased purchases of completed die directly from foundry suppliers for use in QCT's CDMA-based integrated circuit products in connection with the shift in our manufacturing business model from turnkey to IFM.

QTL Segment. QTL revenues for fiscal 2007 were \$2.77 billion, compared to \$2.47 billion for fiscal 2006. QTL's earnings before taxes for fiscal 2007 were \$2.34 billion, compared to \$2.23 billion for fiscal 2006. QTL's operating margin percentage was 84% in fiscal 2007, compared to 90% in fiscal 2006. The increase in revenues primarily resulted from a \$306 million increase in royalties, driven by an increase in sales of CDMA-based products by licensees. The increase in earnings before taxes was primarily attributable to the increase in revenues, partially offset by increases in legal and bad debt expenses, which resulted in a corresponding decline in operating margin percentage.

QWI Segment. QWI revenues for fiscal 2007 were \$828 million, compared to \$731 million for fiscal 2006. Revenues increased primarily due to increases of \$78 million and \$11 million in QIS and QES revenues, respectively. The increase in QIS revenues is primarily attributable to a \$61 million increase in QChat revenues resulting from increased development efforts under a licensing agreement with Sprint and an \$18 million increase in fees related to our expanded BREW customer base and products. The increase in QES revenues is primarily attributable to a \$26 million increase in equipment and messaging revenues, partially offset by a \$15 million decrease in amortization of deferred revenues related to historical equipment sales. QES shipped approximately 190,300 terrestrial-based and satellite-based systems during fiscal 2007, compared to approximately 140,300 terrestrial-based and satellite-based systems in fiscal 2006.

QWI's earnings before taxes for fiscal 2007 were \$88 million, compared to \$78 million for fiscal 2006. QWI's operating margin percentage was 11% in fiscal 2007, compared to 10% in fiscal 2006. The increase in QWI's earnings before taxes was primarily due to a \$54 million increase in QIS gross margin, largely resulting from our expanded BREW customer base and products and QChat development efforts, partially offset by a \$29 million increase in QWI selling, general and administrative expenses and an \$18 million decrease in QES gross margin. The increase in QWI's operating margin percentage was primarily attributable to the increase in QIS gross margin, partially offset by the decrease in QES gross margin.

QSI Segment. QSI's loss before taxes for fiscal 2007 was \$240 million, compared to \$133 million for fiscal 2006. QSI's loss before taxes included a \$118 million increase in our MediaFLO USA subsidiary's loss before taxes comprised primarily of \$70 million in cost of services revenues related to the commencement of our MediaFLO service in March 2007 and a \$42 million increase in selling, general and administrative expenses, including \$20 million related to cooperative marketing expenses. During fiscal 2006, QSI recorded \$30 million in equity in losses of investees resulting primarily from the effect of investment losses recognized by Inquam and a venture fund investee in fiscal 2006, of which our share was \$20 million and \$11 million, respectively. Equity in losses of investees was negligible during fiscal 2007.

Liquidity and Capital Resources

Our principal sources of liquidity are our existing cash, cash equivalents and marketable securities, cash generated from operations and proceeds from the issuance of common stock under our stock option and employee stock purchase plans. Cash, cash equivalents and marketable securities were \$11.3 billion at September 28, 2008, a decrease of \$546 million from September 30, 2007. Our cash, cash equivalents and marketable securities at September 28, 2008 consisted of \$6.8 billion held by foreign subsidiaries with the remaining balance of \$4.5 billion held domestically. Due to tax considerations, we derive liquidity for operations primarily from domestic cash flow and investments held domestically. Total cash provided by operating activities was \$3.6 billion during fiscal 2008, compared to \$3.8 billion during fiscal 2007. Net proceeds from the issuance of common stock under our stock option and employee stock purchase plans was \$1.2 billion during fiscal 2008, compared to \$556 million during fiscal 2007.

On March 11, 2008, we announced that we had been authorized to repurchase up to \$2.0 billion of our common stock. The \$2.0 billion stock repurchase program replaced a \$3.0 billion stock repurchase program, of which approximately \$2 million remained authorized for repurchases. The stock repurchase program has no expiration date. During fiscal 2008, we repurchased and retired 42,616,000 shares of our common stock for \$1.7 billion. At September 28, 2008, we had not repurchased any of our shares under the \$2.0 billion stock repurchase program.

We declared and paid dividends totaling \$982 million, \$862 million and \$698 million, or \$0.60, \$0.52 and \$0.42 per common share, during fiscal 2008, 2007 and 2006, respectively. On October 22, 2008, we announced a cash dividend of \$0.16 per share on our common stock, payable on January 7, 2009 to stockholders of record as of December 11, 2008. We intend to continue to pay quarterly dividends subject to capital availability and periodic determinations that cash dividends are in the best interest of our stockholders.

Since September 2007, there has been a major disruption in U.S. and foreign credit and financial markets affecting consumers and the banking, finance and housing industries. This disruption was evidenced by a deterioration of confidence in financial markets and a severe decline in the availability of capital and demand for debt and equity securities. At September 28, 2008 and October 31, 2008, gross unrealized gains on marketable securities were \$102 million and approximately \$75 million, respectively, and gross unrealized losses were \$449 million and approximately \$1.3 billion, respectively. Our analyses of the severity and duration of price declines, market research, industry reports, economic forecasts and the specific circumstances of issuers indicate that it is reasonable to expect marketable securities with unrealized losses to recover within a reasonable period of time. Further, we have the ability and the intent to hold such securities until they recover. As a result, we do not believe the decline in the fair value of our marketable securities portfolio will materially affect our liquidity.

At September 28, 2008, we classified our auction rate securities with recorded values of \$186 million as noncurrent assets due to a disruption in credit markets that caused the auction mechanism to fail to set market-clearing rates and provide liquidity for sellers. However, a failed auction does not represent a default by the issuer of the underlying security. Our auction rate securities are predominantly rated AAA/Aaa, are collateralized by student loans substantially guaranteed by the U.S. government and continue to pay interest in accordance with their contractual terms. The cash values of our auction rate securities, which are held by a foreign subsidiary, may not be accessible until a successful auction occurs, a buyer is found outside of the auction process, the securities are called by the issuer or the underlying securities have been prepaid or have matured. Due to the combined strength of our significant cash, short-term investments and operating cash flows, we do not anticipate the current illiquidity of auction rate securities to affect our operating plans.

Accounts receivable increased greater than 100% during fiscal 2008 primarily due to a \$2.5 billion trade receivable for which we received payment in October 2008 related to the new agreements with Nokia, an increase of \$423 million in other trade accounts receivable and an increase of \$400 million related to amounts receivable for redemptions of money market funds for which we received partial payment in October 2008. Days sales outstanding related to other trade accounts receivable were 30 days at September 28, 2008 compared to 27 days at September 30, 2007. The increase in other trade accounts receivable and the related days sales outstanding were primarily due to increased revenues for integrated circuits and the timing of cash receipts for related receivables.

Table of Contents

We believe our current cash and cash equivalents, marketable securities and our expected cash flow generated from operations will provide us with flexibility and satisfy our working and other capital requirements over the next fiscal year and beyond based on our current business plans. Our total research and development expenditures were \$2.28 billion in fiscal 2008 and \$1.83 billion in fiscal 2007, and we expect to continue to invest heavily in research and development for new technologies, applications and services for the wireless industry. Our purchase obligations for fiscal 2009, some of which relate to research and development activities, totaled \$868 million, at September 28, 2008. Cash used for strategic investments and acquisitions, net of cash acquired, was \$298 million in fiscal 2008 and \$249 million in fiscal 2007, and we expect to continue making strategic investments and acquisitions to open new markets for our technology, expand our technology, obtain development resources, grow our patent portfolio or pursue new business opportunities.

Contractual Obligations / Off-Balance Sheet Arrangements

We have no significant contractual obligations not fully recorded on our consolidated balance sheets or fully disclosed in the notes to our consolidated financial statements. We have no material off-balance sheet arrangements as defined in S-K 303 (a)(4)(ii).

At September 28, 2008, our outstanding contractual obligations included (in millions):

Contractual Obligations Payments Due By Fiscal Period

	<u>Total</u>	<u>2009</u>	<u>2010-2011</u>	<u>2012-2013</u>	<u>Beyond 2013</u>	<u>No Expiration Date</u>
Purchase obligations ⁽¹⁾	\$1,187	\$ 868	\$ 179	\$ 85	\$ 55	\$ —
Operating leases	453	85	116	51	201	—
Equity funding commitments ⁽²⁾	9	—	—	—	—	9
Total commitments	<u>1,649</u>	<u>953</u>	<u>295</u>	<u>136</u>	<u>256</u>	<u>9</u>
Capital leases ⁽³⁾	322	10	20	20	272	—
Other long-term liabilities ⁽⁴⁾⁽⁵⁾	46	—	38	1	6	1
Total recorded liabilities	<u>368</u>	<u>10</u>	<u>58</u>	<u>21</u>	<u>278</u>	<u>1</u>
Total	<u>\$2,017</u>	<u>\$ 963</u>	<u>\$ 353</u>	<u>\$ 157</u>	<u>\$ 534</u>	<u>\$ 10</u>

- (1) Total purchase obligations include \$678 million in commitments to purchase integrated circuit product inventories.
- (2) These commitments do not have fixed funding dates and are subject to certain conditions. Commitments represent the maximum amounts to be financed or funded under these arrangements; actual financing or funding may be in lesser amounts or not at all.
- (3) Amounts represent future minimum lease payments including interest payments. Capital lease obligations are included in other liabilities in the consolidated balance sheet at September 28, 2008.
- (4) Certain long-term liabilities reflected on our balance sheet, such as unearned revenues and the obligation under securities lending, are not presented in this table because they do not require cash settlement in the future.
- (5) Our consolidated balance sheet at September 28, 2008 included a \$227 million noncurrent liability for uncertain tax positions, of which \$138 million may result in cash payment. The future payments related to uncertain tax positions have not been presented in the table above due to the uncertainty of the amounts and timing of cash settlement with the taxing authorities.

Additional information regarding our financial commitments at September 28, 2008 is provided in the notes to our consolidated financial statements. See "Notes to Consolidated Financial Statements, Note 8 – Commitments and Contingencies."

Future Accounting Requirements

In September 2006, the FASB issued Statement No. 157 (FAS 157), "Fair Value Measurements," which defines fair value, establishes a framework for measuring fair value and expands disclosures about assets and liabilities measured at fair value in the financial statements. FAS 157 does not require any new fair value measurements, but applies to other accounting pronouncements that require or permit fair value measurements. In February 2008, the FASB issued FASB Staff Position 157-2 (FSP 157-2) which delays the effective date of FAS 157 for all nonfinancial assets and nonfinancial liabilities, except

those that are recognized or disclosed at fair value in the financial statements on a recurring basis, until the beginning of the first quarter of fiscal 2010. In October 2008, the FASB issued FASB Staff Position 157-3 (FSP 157-3) which clarifies the application of FAS 157 in a market that is not active and provides an example to illustrate key considerations in determining the fair value of a financial asset when the market for that financial asset is not active. The accounting provisions of FAS 157 for financial assets and financial liabilities will be effective for our fiscal 2009 beginning September 29, 2008. The adoption of FAS 157 for financial assets and financial liabilities is not expected to have a material impact on our consolidated financial statements, and we are in the process of determining the effect such adoption will have on our financial statement disclosures. We are also in the process of assessing the effects, if any, the adoption of FAS 157 for nonfinancial assets and nonfinancial liabilities will have on our consolidated financial statements.

In February 2007, the FASB issued Statement No. 159 (FAS 159), "The Fair Value Option for Financial Assets and Financial Liabilities—Including an Amendment of FASB Statement No. 115," which provides companies the irrevocable option to measure many financial assets and liabilities at fair value with the changes in fair value recognized in earnings (the fair value option) resulting in an opportunity to mitigate volatility in earnings caused by measuring related assets and liabilities differently without having to apply complex hedge accounting provisions. The accounting provisions of FAS 159 will be effective for our fiscal 2009 beginning September 29, 2008. We are still in the process of determining whether we will apply the fair value option to any of our financial assets. If we do elect the fair value option, the cumulative effect of initially adoption FAS 159 will be recorded as an adjustment to opening retained earnings in the year of adoption and will be presented separately.

In December 2007, the FASB revised Statement No. 141 (FAS 141R), "Business Combinations," which establishes principles and requirements for how the acquirer in a business combination (i) recognizes and measures in its financial statements the identifiable assets acquired, the liabilities assumed and any noncontrolling interest in the acquiree, (ii) recognizes and measures the goodwill acquired in the business combination or a gain from a bargain purchase and (iii) determines what information to disclose to enable users of the financial statements to evaluate the nature and financial effects of the business combination. FAS 141R will be effective for our fiscal 2010 beginning September 28, 2009. We are in the process of determining the effects, if any, the adoption of FAS 141R will have on our consolidated financial statements.

In March 2008, the FASB issued Statement No. 161 (FAS 161), "Disclosures about Derivative Instruments and Hedging Activities, an amendment of FASB Statement No. 133," which requires additional disclosures about the objectives of using derivative instruments, the method by which the derivative instruments and related hedged items are accounted for under FASB Statement No. 133 and its related interpretations, and the effect of derivative instruments and related hedged items on financial position, financial performance and cash flows. FAS 161 also requires disclosure of the fair values of derivative instruments and their gains and losses in a tabular format. FAS 161 will be effective for our second quarter of fiscal 2009 beginning December 29, 2008. We are in the process of determining the effects the adoption of FAS 161 will have on our financial statement disclosures.

Item 7A. Quantitative and Qualitative Disclosures about Market Risk

Credit Risk. Since September 2007, there has been a major disruption in U.S. and foreign credit and financial markets affecting consumers and the banking, finance and housing industries. This disruption is evidenced by a deterioration of confidence in financial markets and a severe decline in the availability of capital and demand for debt and equity securities. The result has been depressed security values and widening credit spreads in most types of investment- and non-investment-grade bonds and debt obligations and mortgage- and asset-backed securities. We have no direct investments in the lowest credit quality, or subprime, mortgages, nor do we have investments collateralized by assets that include subprime mortgages. We have indirect exposure to subprime mortgages to the extent of our investments in large, diversified financial companies, commercial banks, insurance companies and public/private investment funds that participate or invest in subprime mortgage loans, mortgage insurance or loan servicing, which could impact the fair values of our securities. At September 28, 2008, we held a significant portion of our corporate cash in diversified portfolios of fixed- and floating-rate, investment-grade marketable securities, mortgage- and asset-backed securities, non-investment-grade bank loans and bonds, preferred stocks, equities and other securities that have been affected by these credit market concerns and had temporary gross unrealized losses of \$449 million. At October 31, 2008, gross unrealized losses of our marketable securities portfolio were approximately \$1.3 billion. Although we consider these unrealized losses to be temporary, there is a risk that we may incur other-than-temporary impairment charges or realized losses on the values of these and other similarly affected securities if U.S. credit and equity markets do not stabilize and recover to previous levels in the coming quarters.

We engage in transactions in which certain fixed-income and equity securities are loaned to selected broker-dealers. We may incur a loss in the event that a broker does not return our securities, the collateral value is insufficient or cannot be maintained at required values or the lending agent fails to restore or pay us the cash value of our loaned securities.

Interest Rate Risk. We invest our cash in a number of diversified investment- and non-investment-grade fixed and floating rate securities, consisting of cash equivalents, marketable debt securities and debt mutual funds. Changes in the general level of United States interest rates can affect the principal values and yields of fixed interest-bearing securities. If interest rates in the general economy were to rise rapidly in a short period of time, our fixed interest-bearing securities could lose value. When the general economy weakens significantly, as it has recently, the credit profile, financial strength and growth prospects of certain issuers of interest-bearing securities held in our investment portfolios may deteriorate, and our interest-bearing securities may lose value either temporarily or other than temporarily. We may implement investment strategies of different types with varying duration and risk/return trade-offs that do not perform well.



Table of Contents

The following table provides information about our interest-bearing securities that are sensitive to changes in interest rates. The table presents principal cash flows, weighted-average yield at cost and contractual maturity dates. Additionally, we have assumed that these securities are similar enough within the specified categories to aggregate these securities for presentation purposes.

**Interest Rate Sensitivity
Principal Amount by Expected Maturity
Average Interest Rates
(Dollars in millions)**

	<u>2009</u>	<u>2010</u>	<u>2011</u>	<u>2012</u>	<u>2013</u>	<u>Thereafter</u>	<u>No Single Maturity</u>	<u>Total</u>
Fixed interest-bearing securities:								
Cash and cash equivalents	\$ 758	\$ —	\$ —	\$ —	\$ —	\$ —	\$ —	\$ 758
Interest rate	3.1%							
Available-for-sale securities:								
Investment grade	\$1,562	\$314	\$279	\$ 95	\$ 39	\$130	\$198	\$2,617
Interest rate	3.4%	3.9%	3.9%	4.0%	5.2%	8.7%	5.0%	
Non-investment grade	\$ 42	\$ 13	\$ 41	\$ 67	\$ 84	\$521	\$ —	\$ 768
Interest rate	8.1%	7.5%	9.7%	7.8%	8.0%	9.3%		
Floating interest-bearing securities:								
Cash and cash equivalents	\$ 903	\$ —	\$ —	\$ —	\$ —	\$ —	\$ —	\$ 903
Interest rate	2.0%							
Available-for-sale securities:								
Investment grade	\$ 588	\$711	\$114	\$ 68	\$ —	\$ 87	\$574	\$2,142
Interest rate	2.9%	3.0%	3.1%	3.1%		5.2%	4.5%	
Non-investment grade	\$ 13	\$ 26	\$ 57	\$ 99	\$136	\$270	\$684	\$1,285
Interest rate	4.5%	6.8%	7.4%	7.1%	7.2%	7.5%	7.1%	

Cash and cash equivalents and available-for-sale securities are recorded at fair value.

Equity Price Risk. The recent major disruption in U.S. and foreign credit and financial markets caused increased volatility in the fair values of our equity securities and equity mutual and exchange-traded fund shares. We have a diversified marketable securities portfolio that includes equities held by mutual and exchange-traded fund shares that are subject to equity price risk. The recorded values of marketable equity securities decreased to \$1.34 billion at September 28, 2008 from \$1.52 billion at September 30, 2007. The recorded values of equity mutual fund and exchange-traded fund shares decreased to \$1.28 billion at September 28, 2008 from \$1.87 billion at September 30, 2007. The combined recorded values of marketable equity securities and equity mutual and exchange-traded fund shares decreased by approximately \$725 million due to price declines and by approximately \$48 million as a result of actions taken to reduce our exposure to equity investments. We have made investments in marketable equity securities of companies of varying size, style, industry and geography, and changes in investment allocations may affect the price volatility of our investments. A 10% decrease in the market price of our marketable equity securities and equity mutual fund and exchange-traded fund shares at September 28, 2008 would cause a corresponding 10% decrease in the carrying amounts of these securities, or \$262 million. At October 31, 2008, gross unrealized losses of our marketable equity securities and equity mutual fund and exchange-traded fund shares were approximately \$786 million.

Foreign Exchange Risk. We manage our exposure to foreign exchange market risks, when deemed appropriate, through the use of derivative financial instruments, consisting primarily of foreign currency forward and option contracts with financial counterparties. Such derivative financial instruments are viewed as hedging or risk management tools and are not used for speculative or trading purposes. At September 28, 2008, we had no foreign currency forward contracts outstanding. At September 28, 2008, we had a net asset of \$37 million related to our foreign currency option contracts that hedge the

foreign currency risk on royalties earned from certain international licensees on their sales of CDMA and WCDMA products. In the event of the financial insolvency or distress of a counterparty to our derivative financial instruments, we may be unable to settle transactions, which could materially impact our results. If our forecasted royalty revenues were to decline by 20% and foreign exchange rates were to change unfavorably by 20% in each of our hedged foreign currencies, we would incur a loss of approximately \$8 million resulting from a decrease in fair value of the portion of our hedges that would be rendered ineffective. See "Notes to Consolidated Financial Statements, Note 1 – The Company and Its Significant Accounting Policies" for a description of our foreign currency accounting policies.

Table of Contents

Financial instruments held by consolidated subsidiaries that are not denominated in the functional currency of those entities are subject to the effects of currency fluctuations and may affect reported earnings. As a global concern, we face exposure to adverse movements in foreign currency exchange rates. We may hedge currency exposures associated with certain assets and liabilities denominated in nonfunctional currencies and certain anticipated nonfunctional currency transactions. As a result, we could experience unanticipated gains or losses on anticipated foreign currency cash flows, as well as economic loss with respect to the recoverability of investments. While we may hedge certain transactions with non-United States customers, declines in currency values in certain regions may, if not reversed, adversely affect future product sales because our products may become more expensive to purchase in the countries of the affected currencies.

Our analysis methods used to assess and mitigate the risks discussed above should not be considered projections of future risks.

Item 8. Financial Statements and Supplementary Data

Our consolidated financial statements at September 28, 2008 and September 30, 2007 and the Report of PricewaterhouseCoopers LLP, Independent Registered Public Accounting Firm, are included in this Annual Report on Form 10-K on pages F-1 through F-31.

Item 9. Changes in and Disagreements with Accountants on Accounting and Financial Disclosure

None.

Item 9A. Controls and Procedures

Conclusion Regarding the Effectiveness of Disclosure Controls and Procedures

Under the supervision and with the participation of our management, including our principal executive officer and principal financial officer, we conducted an evaluation of our disclosure controls and procedures, as such terms are defined under Rule 13a-15(e) promulgated under the Securities Exchange Act of 1934, as amended (the Exchange Act). Based on this evaluation, our principal executive officer and our principal financial officer concluded that our disclosure controls and procedures were effective as of the end of the period covered by this Annual Report.

Management's Report on Internal Control Over Financial Reporting

Our management is responsible for establishing and maintaining adequate internal control over financial reporting, as such term is defined in Exchange Act Rule 13a-15(f). Under the supervision and with the participation of our management, including our principal executive officer and principal financial officer, we conducted an evaluation of the effectiveness of our internal control over financial reporting based on the framework in *Internal Control – Integrated Framework* issued by the Committee of Sponsoring Organizations of the Treadway Commission. Based on our evaluation under the framework in *Internal Control – Integrated Framework*, our management concluded that our internal control over financial reporting was effective as of September 28, 2008.

PricewaterhouseCoopers LLP, the independent registered public accounting firm that audited the consolidated financial statements included in this Annual Report on Form 10-K, has also audited the effectiveness of our internal control over financial reporting as of September 28, 2008, as stated in its report which appears on page F-1.

Inherent Limitations Over Internal Controls

Our internal control over financial reporting is designed to provide reasonable assurance regarding the reliability of financial reporting and the preparation of consolidated financial statements for external purposes in accordance with generally accepted accounting principles. Our internal control over financial reporting includes those policies and procedures that:

- i. pertain to the maintenance of records that, in reasonable detail, accurately and fairly reflect the transactions and dispositions of our assets;
- ii. provide reasonable assurance that transactions are recorded as necessary to permit preparation of consolidated financial statements in accordance with generally accepted accounting principles, and that our receipts and expenditures are being made only in accordance with authorizations of our management and directors; and
- iii. provide reasonable assurance regarding prevention or timely detection of unauthorized acquisition, use or disposition of our assets that could have a material effect on the consolidated financial statements.

Table of Contents

Internal control over financial reporting cannot provide absolute assurance of achieving financial reporting objectives because of its inherent limitations, including the possibility of human error and circumvention by collusion or overriding of controls. Accordingly, even an effective internal control system may not prevent or detect material misstatements on a timely basis. Also, projections of any evaluation of effectiveness to future periods are subject to the risk that controls may become inadequate because of changes in conditions or that the degree of compliance with the policies or procedures may deteriorate.

Changes in Internal Control Over Financial Reporting

There have been no changes in our internal control over financial reporting during fiscal 2008 that have materially affected, or are reasonably likely to materially affect, our internal control over financial reporting.

Item 9B. Other Information

None.

PART III

Item 10. Directors and Executive Officers and Corporate Governance

The information required by this item regarding directors is incorporated by reference to our Definitive Proxy Statement to be filed with the Securities and Exchange Commission in connection with the Annual Meeting of Stockholders to be held in 2009 (the "2009 Proxy Statement") under the heading "Election of Directors." Information regarding executive officers is set forth in Item 1 of Part I of this Report under the caption "Executive Officers." The information regarding our code of ethics is incorporated by reference to the 2009 Proxy Statement under the heading "Code of Ethics."

Item 11. Executive Compensation

The information required by this item is incorporated by reference to the 2009 Proxy Statement under the heading "Executive Compensation and Related Information."

Item 12. Security Ownership of Certain Beneficial Owners and Management and Related Stockholder Matters

The information required by this item is incorporated by reference to the 2009 Proxy Statement under the headings "Equity Compensation Plan Information" and "Stock Ownership of Certain Beneficial Owners and Management."

Item 13. Certain Relationships and Related Transactions, and Director Independence

The information required by this item is incorporated by reference to the 2009 Proxy Statement under the heading "Certain Relationships and Related Person Transactions."

Item 14. Principal Accounting Fees and Services

The information required by this item is incorporated by reference to the 2009 Proxy Statement under the heading "Fees for Professional Services."

PART IV

Item 15. Exhibits and Financial Statement Schedule

The following documents are filed as part of this report:

	Page Number
(a) Financial Statements:	
(1) Report of Independent Registered Public Accounting Firm	F-1
<u>Consolidated Balance Sheets at September 28, 2008 and September 30, 2007</u>	F-2
<u>Consolidated Statements of Operations for Fiscal 2008, 2007 and 2006</u>	F-3
<u>Consolidated Statements of Cash Flows for Fiscal 2008, 2007 and 2006</u>	F-4
<u>Consolidated Statements of Stockholders' Equity for Fiscal 2008, 2007 and 2006</u>	F-5
<u>Notes to Consolidated Financial Statements</u>	F-6
(2) Schedule II-Valuation and Qualifying Accounts	S-1

Financial statement schedules other than those listed above have been omitted because they are either not required, not applicable or the information is otherwise included in the notes to the consolidated financial statements.

(b) Exhibits:

Exhibit Number	Description
3.1	Restated Certificate of Incorporation. (1)
3.2	Certificate of Amendment of Certificate of Designation. (2)
3.4	Amended and Restated Bylaws. (3)
10.1	Form of Indemnity Agreement between the Company, each director and certain officers.(4)(5)
10.2	1991 Stock Option Plan, as amended.(4)(6)
10.4	Form of Stock Option Grant under the 1991 Stock Option Plan.(4)(6)
10.21	Executive Retirement Matching Contribution Plan, as amended.(4)(6)
10.29	1998 Non-Employee Director's Stock Option Plan, as amended.(4)(7)
10.40	Form of Stock Option Grant Notice and Agreement under the 2001 Stock Option Plan.(4)(6)
10.43	Form of Stock Option Grant Notice and Agreement under the 2001 Non-Employee Directors' Stock Option Plan.(4)(8)
10.55	2001 Stock Option Plan, as amended.(4)(7)
10.58	Form of Annual Grant under the 1998 Non-Employee Directors' Stock Option Plan.(4)(6)
10.63	Summary of Changes to Non-Employee Director Compensation Program.(4)(9)
10.66	2001 Non-Employee Directors' Stock Option Plan, as amended.(4)(10)
10.71	Voluntary Executive Retirement Contribution Plan, as amended.(4)(11)
10.74	Form of Grant Notice and Stock Option Agreement under the 2006 Long-Term Incentive Plan.(1)(4)
10.78	2006 Long-Term Incentive Plan, as amended. (4)(12)
10.79	2001 Employee Stock Purchase Plan, as amended. (4)(12)

- 10.80 Form of Grant Notice and Restricted Stock Unit Agreement under the 2006 Long-Term Incentive Plan.(4)
- 21 Subsidiaries of the Registrant.
- 23.1 Consent of Independent Registered Public Accounting Firm.
- 31.1 Certification pursuant to Section 302 of the Sarbanes-Oxley Act of 2002 for Paul E. Jacobs.
- 31.2 Certification pursuant to Section 302 of the Sarbanes-Oxley Act of 2002 for William E. Keitel.
- 32.1 Certification pursuant to 18 U.S.C. Section 1350, as adopted pursuant to Section 906 of the Sarbanes-Oxley Act of 2002 for Paul E. Jacobs.

Table of Contents

Exhibit Number	Description
32.2	Certification pursuant to 18 U.S.C. Section 1350, as adopted pursuant to Section 906 of the Sarbanes-Oxley Act of 2002 for William E. Keitel.

-
- (1) Filed as an exhibit to the Registrant's Current Report on Form 8-K filed on March 13, 2006.
 - (2) Filed as an exhibit to the Registrant's Current Report on Form 8-K filed on September 30, 2005.
 - (3) Filed as an exhibit to the Registrant's Current Report on Form 8-K filed on September 22, 2006.
 - (4) Indicates management or compensatory plan or arrangement required to be identified pursuant to Item 15(a).
 - (5) Filed as an exhibit to the Registrant's Registration Statement on Form S-1 (No. 33-42782).
 - (6) Filed as an exhibit to the Registrant's Quarterly Report on Form 10-Q for the quarter ended June 27, 2004.
 - (7) Filed as an exhibit to the Registrant's Quarterly Report on Form 10-Q for the quarter ended March 28, 2004.
 - (8) Filed as an exhibit to the Registrant's Quarterly Report on Form 10-Q for the quarter ended April 1, 2001.
 - (9) Filed as an exhibit to the Registrant's Current Report on Form 8-K filed on February 25, 2005.
 - (10) Filed as an exhibit to the Registrant's Current Report on Form 8-K/A filed on May 6, 2005.
 - (11) Filed as an exhibit to the Registrant's Current Report on Form 8-K filed on October 26, 2005.
 - (12) Filed as an exhibit to the Registrant's Quarterly Report on Form 10-Q for the quarter ended March 30, 2008.

SIGNATURES

Pursuant to the requirements of Section 13 or 15(d) of the Securities Exchange Act of 1934, the registrant has duly caused this report to be signed on its behalf by the undersigned, thereunto duly authorized.

November 6, 2008

QUALCOMM Incorporated

By /s/ Paul E. Jacobs
Paul E. Jacobs,
Chief Executive Officer

Table of Contents

Pursuant to the requirements of the Securities Exchange Act of 1934, this Report has been signed below by the following persons on behalf of the registrant and in the capacities and on the dates indicated:

<u>Signature</u>	<u>Title</u>	<u>Date</u>
<u>/s/ Paul E. Jacobs</u> Paul E. Jacobs	Chief Executive Officer and Director (Principal Executive Officer)	November 6, 2008
<u>/s/ William E. Keitel</u> William E. Keitel	Chief Financial Officer (Principal Financial and Accounting Officer)	November 6, 2008
<u>/s/ Irwin Jacobs</u> Irwin Jacobs	Chairman of the Board	November 6, 2008
<u>/s/ Barbara T. Alexander</u> Barbara T. Alexander	Director	November 6, 2008
<u>/s/ Stephen M. Bennett</u> Stephen M. Bennett	Director	November 6, 2008
<u>/s/ Donald Cruickshank</u> Donald Cruickshank	Director	November 6, 2008
<u>/s/ Raymond V. Dittamore</u> Raymond V. Dittamore	Director	November 6, 2008
<u>/s/ Robert E. Kahn</u> Robert E. Kahn	Director	November 6, 2008
<u>/s/ Sherry Lansing</u> Sherry Lansing	Director	November 6, 2008
<u>/s/ Duane A. Nelles</u> Duane A. Nelles	Director	November 6, 2008
<u>/s/ Brent Scowcroft</u> Brent Scowcroft	Director	November 6, 2008
<u>/s/ Marc I. Stern</u> Marc I. Stern	Director	November 6, 2008

Report of Independent Registered Public Accounting Firm

To the Board of Directors and Stockholders of QUALCOMM Incorporated:

In our opinion, the consolidated financial statements listed in the index appearing under Item 15(a)(1) present fairly, in all material respects, the financial position of QUALCOMM Incorporated and its subsidiaries at September 28, 2008 and September 30, 2007 and the results of their operations and their cash flows for each of the three years in the period ended September 28, 2008 in conformity with accounting principles generally accepted in the United States of America. In addition, in our opinion, the financial statement schedule listed in the index appearing under Item 15(a)(2) presents fairly, in all material respects, the information set forth therein when read in conjunction with the related consolidated financial statements. Also in our opinion, the Company maintained, in all material respects, effective internal control over financial reporting as of September 28, 2008, based on criteria established in *Internal Control — Integrated Framework* issued by the Committee of Sponsoring Organizations of the Treadway Commission (COSO). The Company's management is responsible for these financial statements and financial statement schedule, for maintaining effective internal control over financial reporting and for its assessment of the effectiveness of internal control over financial reporting, included in the accompanying Management's Report on Internal Control Over Financial Reporting appearing under Item 9A. Our responsibility is to express opinions on these financial statements, on the financial statement schedule and on the Company's internal control over financial reporting based on our integrated audits. We conducted our audits in accordance with the standards of the Public Company Accounting Oversight Board (United States). Those standards require that we plan and perform the audits to obtain reasonable assurance about whether the financial statements are free of material misstatement and whether effective internal control over financial reporting was maintained in all material respects. Our audits of the financial statements included examining, on a test basis, evidence supporting the amounts and disclosures in the financial statements, assessing the accounting principles used and significant estimates made by management, and evaluating the overall financial statement presentation. Our audit of internal control over financial reporting included obtaining an understanding of internal control over financial reporting, assessing the risk that a material weakness exists, and testing and evaluating the design and operating effectiveness of internal control based on the assessed risk. Our audits also included performing such other procedures as we considered necessary in the circumstances. We believe that our audits provide a reasonable basis for our opinions.

As discussed in Note 1 to the consolidated financial statements, effective October 1, 2007, the Company adopted the provisions of FASB Interpretation No. 48, "Accounting for Uncertainty in Income Taxes."

A company's internal control over financial reporting is a process designed to provide reasonable assurance regarding the reliability of financial reporting and the preparation of financial statements for external purposes in accordance with generally accepted accounting principles. A company's internal control over financial reporting includes those policies and procedures that (i) pertain to the maintenance of records that, in reasonable detail, accurately and fairly reflect the transactions and dispositions of the assets of the company; (ii) provide reasonable assurance that transactions are recorded as necessary to permit preparation of financial statements in accordance with generally accepted accounting principles, and that receipts and expenditures of the company are being made only in accordance with authorizations of management and directors of the company; and (iii) provide reasonable assurance regarding prevention or timely detection of unauthorized acquisition, use, or disposition of the company's assets that could have a material effect on the financial statements.

Because of its inherent limitations, internal control over financial reporting may not prevent or detect misstatements. Also, projections of any evaluation of effectiveness to future periods are subject to the risk that controls may become inadequate because of changes in conditions, or that the degree of compliance with the policies or procedures may deteriorate.

/s/ PricewaterhouseCoopers LLP

San Diego, California
November 6, 2008

QUALCOMM Incorporated
CONSOLIDATED BALANCE SHEETS
(In millions, except per share data)

	<u>September 28,</u> <u>2008</u>	<u>September 30,</u> <u>2007</u>
ASSETS		
Current assets:		
Cash and cash equivalents	\$ 1,840	\$ 2,411
Marketable securities	4,571	4,170
Accounts receivable, net	4,038	715
Inventories	521	469
Deferred tax assets	289	435
Collateral held under securities lending	173	421
Other current assets	291	200
Total current assets	11,723	8,821
Marketable securities	4,858	5,234
Deferred tax assets	830	318
Property, plant and equipment, net	2,162	1,788
Goodwill	1,517	1,325
Other intangible assets, net	3,104	664
Other assets	369	345
Total assets	\$ 24,563	\$ 18,495
LIABILITIES AND STOCKHOLDERS' EQUITY		
Current liabilities:		
Trade accounts payable	\$ 570	\$ 635
Payroll and other benefits related liabilities	406	311
Income taxes payable	20	119
Unearned revenues	394	218
Obligation under securities lending	173	421
Other current liabilities	728	554
Total current liabilities	2,291	2,258
Unearned revenues	3,768	142
Income taxes payable	227	—
Other liabilities	333	260
Total liabilities	6,619	2,660
Commitments and contingencies (Note 8)		
Stockholders' equity:		
Preferred stock, \$0.0001 par value; issuable in series; 8 shares authorized; none outstanding at September 28, 2008 and September 30, 2007	—	—
Common stock, \$0.0001 par value; 6,000 shares authorized; 1,656 and 1,646 shares issued and outstanding at September 28, 2008 and September 30, 2007, respectively	—	—
Paid-in capital	7,511	7,057
Retained earnings	10,717	8,541
Accumulated other comprehensive (loss) income	(284)	237
Total stockholders' equity	17,944	15,835
Total liabilities and stockholders' equity	\$ 24,563	\$ 18,495

See accompanying notes.

QUALCOMM Incorporated
CONSOLIDATED STATEMENTS OF OPERATIONS
(In millions, except per share data)

	Year Ended		
	September 28, 2008	September 30, 2007	September 24, 2006
Revenues:			
Equipment and services	\$ 7,160	\$ 5,765	\$ 4,776
Licensing and royalty fees	3,982	3,106	2,750
Total revenues	<u>11,142</u>	<u>8,871</u>	<u>7,526</u>
Operating expenses:			
Cost of equipment and services revenues	3,414	2,681	2,182
Research and development	2,281	1,829	1,538
Selling, general and administrative	1,717	1,478	1,116
Total operating expenses	<u>7,412</u>	<u>5,988</u>	<u>4,836</u>
Operating income	3,730	2,883	2,690
Investment income, net (Note 4)	96	743	466
Income before income taxes	3,826	3,626	3,156
Income tax expense	(666)	(323)	(686)
Net income	<u>\$ 3,160</u>	<u>\$ 3,303</u>	<u>\$ 2,470</u>
Basic earnings per common share	<u>\$ 1.94</u>	<u>\$ 1.99</u>	<u>\$ 1.49</u>
Diluted earnings per common share	<u>\$ 1.90</u>	<u>\$ 1.95</u>	<u>\$ 1.44</u>
Shares used in per share calculations:			
Basic	<u>1,632</u>	<u>1,660</u>	<u>1,659</u>
Diluted	<u>1,660</u>	<u>1,693</u>	<u>1,711</u>
Dividends per share announced	<u>\$ 0.60</u>	<u>\$ 0.52</u>	<u>\$ 0.42</u>

See accompanying notes.

QUALCOMM Incorporated
CONSOLIDATED STATEMENTS OF CASH FLOWS
(In millions)

	Year Ended		
	September 28, 2008	September 30, 2007	September 24, 2006
Operating Activities:			
Net income	\$ 3,160	\$ 3,303	\$ 2,470
Adjustments to reconcile net income to net cash provided by operating activities:			
Depreciation and amortization	456	383	272
Revenues related to non-monetary exchanges	(172)	—	(1)
Non-cash portion of income tax expense	306	91	514
Non-cash portion of share-based compensation expense	541	488	495
Incremental tax benefits from stock options exercised	(408)	(240)	(403)
Net realized gains on marketable securities and other investments	(155)	(222)	(136)
Other-than-temporary losses on marketable securities and other investments	535	27	24
Other items, net	3	(43)	31
Changes in assets and liabilities, net of effects of acquisitions (Note 10):			
Accounts receivable, net	(653)	(16)	(133)
Inventories	(47)	(234)	(71)
Other assets	(17)	(96)	15
Trade accounts payable	(63)	209	51
Payroll, benefits and other liabilities	161	139	96
Unearned revenues	(89)	22	29
Net cash provided by operating activities	<u>3,558</u>	<u>3,811</u>	<u>3,253</u>
Investing Activities:			
Capital expenditures	(1,397)	(818)	(685)
Purchases of available-for-sale securities	(7,680)	(8,492)	(12,517)
Proceeds from sale of available-for-sale securities	6,689	7,998	10,853
Increase in receivables for settlement of investments	(406)	—	—
Maturities of held-to-maturity securities	—	—	130
Other investments and acquisitions, net of cash acquired	(298)	(249)	(407)
Change in collateral held under securities lending	248	(421)	—
Other items, net	25	84	3
Net cash used by investing activities	<u>(2,819)</u>	<u>(1,898)</u>	<u>(2,623)</u>
Financing Activities:			
Proceeds from issuance of common stock	1,184	556	692
Incremental tax benefits from stock options exercised	408	240	403
Repurchase and retirement of common stock	(1,670)	(1,482)	(1,500)
Dividends paid	(982)	(862)	(698)
Change in obligation under securities lending	(248)	421	—
Other items, net	1	16	11
Net cash used by financing activities	<u>(1,307)</u>	<u>(1,111)</u>	<u>(1,092)</u>
Effect of exchange rate changes on cash	(3)	2	(1)
Net (decrease) increase in cash and cash equivalents	<u>(571)</u>	<u>804</u>	<u>(463)</u>
Cash and cash equivalents at beginning of year	<u>2,411</u>	<u>1,607</u>	<u>2,070</u>
Cash and cash equivalents at end of year	<u>\$ 1,840</u>	<u>\$ 2,411</u>	<u>\$ 1,607</u>

See accompanying notes.

Table of Contents

QUALCOMM Incorporated
CONSOLIDATED STATEMENTS OF STOCKHOLDERS' EQUITY
(In millions)

	Common Stock Shares	Paid-In Capital	Retained Earnings	Accumulated Other Comprehensive Income (Loss)	Total Stockholders' Equity
Balance at September 25, 2005	1,640	\$ 6,753	\$ 4,328	\$ 38	\$ 11,119
Components of comprehensive income:					
Net income	—	—	2,470	—	2,470
Unrealized net gains on securities and derivative instruments, net of income taxes of \$65	—	—	—	104	104
Reclassification adjustment for net realized gains on securities and derivative instruments included in net income, net of income taxes of \$56	—	—	—	(89)	(89)
Other comprehensive income, net of income taxes of \$8	—	—	—	11	11
Total comprehensive income	—	—	—	—	2,496
Exercise of stock options	36	608	—	—	608
Tax benefit from exercise of stock options	—	394	—	—	394
Issuance for Employee Stock Purchase and Executive Retirement Plans	2	71	—	—	71
Share-based compensation	—	496	—	—	496
Repurchase and retirement of common stock	(34)	(1,473)	—	—	(1,473)
Dividends	—	—	(698)	—	(698)
Value of common stock issued for acquisition	8	353	—	—	353
Value of options exchanged for acquisitions	—	40	—	—	40
Balance at September 24, 2006	1,652	7,242	6,100	64	13,406
Components of comprehensive income:					
Net income	—	—	3,303	—	3,303
Unrealized net gains on securities and derivative instruments, net of income taxes of \$198	—	—	—	274	274
Reclassification adjustment for net realized gains on securities and derivative instruments included in net income, net of income taxes of \$87	—	—	—	(131)	(131)
Other comprehensive income, net of income taxes of \$6	—	—	—	30	30
Total comprehensive income	—	—	—	—	3,476
Exercise of stock options	28	477	—	—	477
Tax benefit from exercise of stock options	—	229	—	—	229
Issuance for Employee Stock Purchase and Executive Retirement Plans	3	88	—	—	88
Share-based compensation	—	485	—	—	485
Repurchase and retirement of common stock	(37)	(1,459)	—	—	(1,459)
Dividends	—	—	(862)	—	(862)
Other	—	(5)	—	—	(5)
Balance at September 30, 2007	1,646	7,057	8,541	237	15,835
Components of comprehensive income:					
Net income	—	—	3,160	—	3,160
Unrealized net losses on securities and derivative instruments, net of income tax benefits of \$373	—	—	—	(738)	(738)
Reclassification adjustment for net realized gains on securities and derivative instruments included in net income, net of income taxes of \$48	—	—	—	(72)	(72)
Reclassification adjustment for other-than-temporary losses on marketable securities included in net income, net of income tax benefits of \$201	—	—	—	301	301
Foreign currency translation	—	—	—	(12)	(12)
Total comprehensive income	—	—	—	—	2,639
Exercise of stock options	49	1,070	—	—	1,070
Tax benefit from exercise of stock options	—	385	—	—	385
Issuance for Employee Stock Purchase and Executive Retirement Plans	4	117	—	—	117
Share-based compensation	—	544	—	—	544
Repurchase and retirement of common stock	(43)	(1,666)	—	—	(1,666)
Dividends	—	—	(982)	—	(982)
Value of options exchanged for acquisition	—	4	—	—	4
Cumulative effect of adoption of FIN 48 (Note 1)	—	—	(2)	—	(2)
Balance at September 28, 2008	1,656	\$ 7,511	\$ 10,717	\$ (284)	\$ 17,944

See accompanying notes.

QUALCOMM Incorporated
NOTES TO CONSOLIDATED FINANCIAL STATEMENTS

Note 1. The Company and Its Significant Accounting Policies

The Company. QUALCOMM Incorporated (the Company or QUALCOMM), a Delaware corporation, develops, designs, manufactures and markets digital wireless telecommunications products and services. The Company is a leading developer and supplier of Code Division Multiple Access (CDMA)-based integrated circuits and system software for wireless voice and data communications, multimedia functions and global positioning system products to wireless device and infrastructure manufacturers. The Company also manufactures and sells products based upon Orthogonal Frequency Division Multiplexing Access (OFDMA) technology, e.g. FLASH-OFDM. The Company grants licenses to use portions of its intellectual property portfolio, which includes certain patent rights essential to and/or useful in the manufacture and sale of certain wireless products, and receives license fees as well as ongoing royalties based on sales by licensees of wireless telecommunications equipment products incorporating its patented technologies. Currently, the vast majority of the Company's license fees and royalty revenues is comprised of fees and royalties from companies selling wireless products incorporating the Company's CDMA technologies, but the Company has also licensed its patented OFDMA technology. The Company provides satellite- and terrestrial-based two-way data messaging and position reporting services for transportation companies, private fleets, construction equipment fleets and other enterprise companies. The Company provides the BREW (Binary Runtime Environment for Wireless) product and services to wireless network operators, device manufacturers and application developers and support for developing and delivering over-the-air wireless applications and services. The Company also makes strategic investments to promote the worldwide adoption of CDMA products and services for wireless voice and internet data communications.

Principles of Consolidation. The Company's consolidated financial statements include the assets, liabilities and operating results of majority-owned subsidiaries. The ownership of the other interest holders of consolidated subsidiaries is reflected as minority interest and is not significant. All significant intercompany accounts and transactions have been eliminated. Certain of the Company's foreign subsidiaries and equity method investees are included in the consolidated financial statements one month in arrears to facilitate the timely inclusion of such entities in the Company's consolidated financial statements. The Company does not have any investments in entities it believes are variable interest entities for which the Company is the primary beneficiary.

Financial Statement Preparation. The preparation of financial statements in conformity with accounting principles generally accepted in the United States requires management to make estimates and assumptions that affect the reported amounts and the disclosure of contingent amounts in the Company's consolidated financial statements and the accompanying notes. Actual results could differ from those estimates. Certain prior year amounts have been reclassified to conform to the current year presentation.

Fiscal Year. The Company operates and reports using a 52-53 week fiscal year ending on the last Sunday in September. The fiscal years ended September 28, 2008 and September 24, 2006 each included 52 weeks. The fiscal year ended September 30, 2007 included 53 weeks.

Revenue Recognition. The Company derives revenues principally from sales of integrated circuit products, royalties and license fees for its intellectual property, messaging and other services and related hardware sales, software development and licensing and related services, software hosting services and services related to delivery of multimedia content. The timing of revenue recognition and the amount of revenue actually recognized in each case depends upon a variety of factors, including the specific terms of each arrangement and the nature of the Company's deliverables and obligations.

The Company allocates revenue for transactions that include multiple elements to each unit of accounting based on its relative fair value and recognizes revenue for each unit of accounting when revenue recognition criteria have been met. The price charged when the element is sold separately generally determines fair value. When the Company has objective evidence of the fair values of undelivered elements but not delivered elements, the Company allocates revenue first to the fair value of the undelivered elements, and the residual revenue is then allocated to the delivered elements. If the fair value of any undelivered element included in a multiple element arrangement cannot be objectively determined, revenue is deferred until all elements are delivered or services have been performed, or until fair value can objectively be determined for any remaining undelivered elements.

Revenues from sales of the Company's products are recognized at the time of shipment, or when title and risk of loss pass to the customer and other criteria for revenue recognition are met, if later. Revenues from providing services, including software hosting services and the delivery of multimedia content, are recognized when earned.



QUALCOMM Incorporated
NOTES TO CONSOLIDATED FINANCIAL STATEMENTS

The Company licenses rights to use portions of its intellectual property portfolio, which includes certain patent rights essential to and/or useful in the manufacture and sale of certain wireless products. Licensees typically pay a license fee in one or more installments and ongoing royalties based on their sales of products incorporating or using the Company's licensed intellectual property. License fees are recognized over the estimated period of benefit to the licensee, typically five to fifteen years. The Company earns royalties on such licensed products sold worldwide by its licensees at the time that the licensees' sales occur. The Company's licensees, however, do not report and pay royalties owed for sales in any given quarter until after the conclusion of that quarter. The Company recognizes royalty revenues based on royalties reported by licensees during the quarter and when other revenue recognition criteria are met.

Revenues from long-term contracts are recognized using the percentage-of-completion method of accounting, based on costs incurred compared with total estimated costs. The percentage-of-completion method relies on estimates of total contract revenue and costs. Revenues and profits are subject to revisions as the contract progresses to completion. Revisions in profit estimates are charged or credited to income in the period in which the facts that give rise to the revision become known. If actual contract costs are greater than expected, reduction of contract profit would be required. Estimated contract losses are recognized when determined.

The Company provides both perpetual and renewable time-based software licenses. Revenues from software license fees are recognized when revenue recognition criteria are met and, if applicable, when vendor-specific objective evidence exists to allocate the total license fee to elements of multiple-element software arrangements, including post-contract customer support. Post-contract support is recognized ratably over the term of the related contract. When contracts contain multiple elements wherein the only undelivered element is post-contract customer support and vendor-specific objective evidence of the fair value of post-contract customer support does not exist, revenue from the entire arrangement is recognized ratably over the support period. The amount or timing of the Company's software license revenue may differ as a result of changes in these judgments or estimates.

The Company records reductions to revenue for customer incentive programs, including special pricing agreements and other volume-related rebate programs. Such reductions to revenue are based on a number of factors, including the contractual provisions of the customer agreements and the Company's assumptions related to historical and projected customer sales volumes, market share and inventory levels.

Unearned revenues consist primarily of fees related to software products, license fees for intellectual property, hardware product sales with continuing performance obligations and billings on uncompleted contracts in excess of incurred cost and accrued profit.

Concentrations. A significant portion of the Company's revenues is concentrated with a limited number of customers as the worldwide market for wireless telecommunications products is dominated by a small number of large corporations. Revenues from two customers of the Company's QCT, QTL and QWI segments each comprised an aggregate of 16% and 14% of total consolidated revenues in fiscal 2008, compared to 13% and 14% of total consolidated revenues in fiscal 2007 and 13% of total consolidated revenues in fiscal 2006, respectively. Aggregated accounts receivable from these two customers and from Nokia Corporation/Nokia Inc. (Nokia) (Notes 3 and 8) comprised 73% and 40% of gross accounts receivable at September 28, 2008 and September 30, 2007, respectively.

Revenues from international customers were approximately 91% of total consolidated revenues in fiscal 2008 and 87% of total consolidated revenues in fiscal 2007 and 2006.

Cost of Equipment and Services Revenues. Cost of equipment and services revenues is primarily comprised of the cost of equipment revenues, the cost of messaging and multimedia content delivery services revenues and the cost of development and other services revenues. Cost of equipment revenues consists of the cost of equipment sold, the amortization of certain intangible assets, including license fees and patents, and sustaining engineering costs, including personnel and related costs. Cost of messaging and multimedia content delivery services revenues consists principally of satellite transponder costs, network operations expenses, including personnel and related costs, depreciation, content costs and airtime charges by telecommunications operators. Cost of development and other services revenues primarily includes personnel costs and related expenses.

Shipping and Handling Costs. Costs incurred for shipping and handling are included in cost of equipment and services revenues at the time the related revenue is recognized. Amounts billed to a customer for shipping and handling are reported as revenue.

Research and Development. Costs incurred in research and development activities are expensed as incurred, except certain software development costs capitalized after technological feasibility of the software is established.

QUALCOMM Incorporated
NOTES TO CONSOLIDATED FINANCIAL STATEMENTS

Marketing. Certain cooperative marketing programs reimburse customers for marketing activities for certain of the Company's products and services, subject to defined criteria. Cooperative marketing obligations are accrued and the costs are recorded in the period in which the costs are incurred by the customer and the Company is obligated to reimburse the customer. Cooperative marketing costs are recorded as selling, general and administrative expenses to the extent that a marketing benefit separate from the revenue transaction can be identified and the cash paid does not exceed the fair value of that marketing benefit received. Any excess of cash paid over the fair value of the marketing benefit received is recorded as a reduction in revenue.

Income Taxes. The asset and liability approach is used to recognize deferred tax assets and liabilities for the expected future tax consequences of temporary differences between the carrying amounts and the tax bases of assets and liabilities. Tax law and rate changes are reflected in income in the period such changes are enacted. The Company records a valuation allowance to reduce the deferred tax assets to the amount that is more likely than not to be realized.

On October 1, 2007, the Company adopted FASB Interpretation No. 48 (FIN 48), "Accounting for Uncertainty in Income Taxes," which prescribes a comprehensive model for the financial statement recognition, measurement, classification and disclosure of uncertain tax positions. As a result of the adoption, the Company increased its liabilities related to uncertain tax positions by \$2 million and accounted for the cumulative effect of this change as a decrease to retained earnings. The Company historically classified such liabilities as reductions to deferred tax assets or as current income taxes payable. Upon adoption, the Company reclassified \$174 million in unrecognized tax benefits for which the Company does not anticipate payment or receipt of cash within one year to noncurrent income taxes payable. The total amount of gross unrecognized tax benefits as of the date of adoption of FIN 48 was \$224 million, of which \$159 million would affect the effective tax rate if recognized.

The Company's policy of including interest and penalties related to income taxes, including unrecognized tax benefits, within the provision for income taxes did not change as a result of implementing FIN 48. As of the date of adoption, the amounts recognized in income tax expense and income taxes payable for interest and penalties relating to unrecognized tax benefits were negligible.

The Company's income tax returns are based on calculations and assumptions that are subject to examination by the Internal Revenue Service and other tax authorities. In addition, the calculation of our tax liabilities involves dealing with uncertainties in the application of complex tax regulations. As a result of the implementation of FIN 48, we recognize liabilities for uncertain tax positions based on the two-step process prescribed in the interpretation. The first step is to evaluate the tax position for recognition by determining if the weight of available evidence indicates that it is more likely than not that the position will be sustained on audit, including resolution of related appeals or litigation processes, if any. The second step is to measure the tax benefit as the largest amount that is more than 50% likely of being realized upon settlement. While the Company believes it has appropriate support for the positions taken on its tax returns, the Company regularly assesses the potential outcomes of examinations by tax authorities in determining the adequacy of its provision for income taxes. The Company continually assesses the likelihood and amount of potential adjustments and adjusts the income tax provision, income taxes payable and deferred taxes in the period in which the facts that give rise to a revision become known.

The Company recognizes windfall tax benefits associated with the exercise of stock options directly to stockholders' equity only when realized. Accordingly, deferred tax assets are not recognized for net operating loss carryforwards resulting from windfall tax benefits. A windfall tax benefit occurs when the actual tax benefit realized by the Company upon an employee's disposition of a share-based award exceeds the deferred tax asset, if any, associated with the award that the Company had recorded. When assessing whether a tax benefit relating to share-based compensation has been realized, the Company follows the tax law ordering method, under which current year share-based compensation deductions are assumed to be utilized before net operating loss carryforwards and other tax attributes.

QUALCOMM Incorporated
NOTES TO CONSOLIDATED FINANCIAL STATEMENTS

Cash Equivalents. The Company considers all highly liquid investments with original maturities of three months or less to be cash equivalents. Cash equivalents are comprised of money market funds, certificates of deposit, commercial paper and government agencies' securities. The carrying amounts approximate fair value due to the short maturities of these instruments.

Marketable Securities. The appropriate classification of marketable securities is determined at the time of purchase, and such designation is reevaluated as of each balance sheet date. Available-for-sale securities are stated at fair value as determined by the most recently traded price of each security at the balance sheet date. For securities that may not have been actively traded in a given period, fair value is determined using matrix pricing and other valuation techniques. The net unrealized gains or losses on available-for-sale securities are reported as a component of other comprehensive income (loss), net of tax. The specific identification method is used to compute the realized gains and losses on debt and equity securities.

The Company regularly monitors and evaluates the realizable value of its marketable securities. When assessing marketable securities for other-than-temporary declines in value, the Company considers factors including: how significant the decline in value is as a percentage of the original cost, how long the market value of the investment has been less than its original cost, the underlying factors contributing to a decline in the prices of securities in a single asset class, the performance of the investee's stock price in relation to the stock price of its competitors within the industry, expected market volatility and the market in general, analyst recommendations, the views of external investment managers, any news or financial information that has been released specific to the investee and the outlook for the overall industry in which the investee operates. If events and circumstances indicate that a decline in the value of these assets has occurred and is other than temporary, the Company records a charge to investment income (expense).

Allowances for Doubtful Accounts. The Company maintains allowances for doubtful accounts for estimated losses resulting from the inability of the Company's customers to make required payments. The Company considers the following factors when determining if collection of a fee is reasonably assured: customer credit-worthiness, past transaction history with the customer, current economic industry trends and changes in customer payment terms. If the Company has no previous experience with the customer, the Company typically obtains reports from various credit organizations to ensure that the customer has a history of paying its creditors. The Company may also request financial information, including financial statements or other documents (e.g. bank statements) to ensure that the customer has the means of making payment. If these factors do not indicate collection is reasonably assured, revenue is deferred until collection becomes reasonably assured, which is generally upon receipt of cash. If the financial condition of the Company's customers were to deteriorate, adversely affecting their ability to make payments, additional allowances would be required.

Inventories. Inventories are valued at the lower of cost or market (replacement cost, not to exceed net realizable value) using the first-in, first-out method. Recoverability of inventory is assessed based on review of committed purchase orders from customers, as well as purchase commitment projections provided by customers, among other things.

Property, Plant and Equipment. Property, plant and equipment are recorded at cost and depreciated or amortized using the straight-line method over their estimated useful lives. Buildings and building improvements are depreciated over 30 years and 15 years, respectively. Leasehold improvements are amortized over the shorter of their estimated useful lives or the remaining term of the related lease. Other property, plant and equipment have useful lives ranging from 2 to 15 years. Direct external and internal costs of developing software for internal use are capitalized subsequent to the preliminary stage of development. Leased property meeting certain capital lease criteria is capitalized, and the net present value of the related lease payments is recorded as a liability. Amortization of capital leased assets is recorded using the straight-line method over the shorter of the estimated useful lives or the lease terms. Maintenance, repairs, and minor renewals and betterments are charged to expense as incurred.

Upon the retirement or disposition of property, plant and equipment, the related cost and accumulated depreciation or amortization are removed, and a gain or loss is recorded.

Derivatives. The Company may enter into foreign currency forward and option contracts to hedge certain foreign currency transactions and probable anticipated foreign currency transactions. Gains and losses arising from changes in the fair values of foreign currency forward and option contracts that are not designated as hedging instruments are recorded in investment income (expense) as gains (losses) on derivative instruments. Gains and losses arising from the effective portion of foreign currency forward and option contracts that are designated as cash-flow hedging instruments are recorded in accumulated other comprehensive income as gains (losses) on derivative instruments,



QUALCOMM Incorporated
NOTES TO CONSOLIDATED FINANCIAL STATEMENTS

net of tax. The amounts are subsequently reclassified into revenues in the same period in which the underlying transactions affect the Company's earnings. The Company had no outstanding forward contracts at September 28, 2008 and September 30, 2007. The value of the Company's foreign currency option contracts recorded in other current assets was \$56 million and \$1 million at September 28, 2008 and September 30, 2007, respectively, and the value recorded in other current liabilities was \$19 million and \$2 million at September 28, 2008 and September 30, 2007, respectively, all of which were designated as cash-flow hedging instruments.

In connection with its stock repurchase program, the Company may sell put options that require the Company to repurchase shares of its common stock at fixed prices. The premiums received from put options are recorded as other current liabilities. Changes in the fair value of put options are recorded in investment income (expense) as gains (losses) on derivative instruments. At September 28, 2008, no put options were outstanding. At September 30, 2007, the value of the put options recorded in other current liabilities was \$10 million.

Goodwill and Other Intangible Assets. Goodwill represents the excess of purchase price and related costs over the value assigned to the net tangible and identifiable intangible assets of businesses acquired. Goodwill is tested annually for impairment and in interim periods if certain events occur indicating that the carrying value of goodwill may be impaired. The Company completed its annual testing for fiscal 2008, 2007 and 2006 and determined that its recorded goodwill was not impaired.


Acquired intangible assets other than goodwill are amortized over their useful lives unless the lives are determined to be indefinite. Acquired intangible assets are carried at cost, less accumulated amortization. For intangible assets purchased in a business combination or received in a non-monetary exchange, the estimated fair values of the assets received (or, for non-monetary exchanges, the estimated fair values of the assets transferred if more clearly evident) are used to establish the cost bases, except when neither of the values of the assets received or the assets transferred in non-monetary exchanges are determinable within reasonable limits. Valuation techniques consistent with the market approach, income approach and/or cost approach are used to measure fair value. Amortization of finite-lived intangible assets is computed over the useful lives of the respective assets.

Weighted-average amortization periods for finite-lived intangible assets, by class, were as follows:

	September 28, 2008	September 30, 2007
Wireless licenses	15 years	15 years
Marketing-related	16 years	17 years
Technology-based	14 years	11 years
Customer-related	5 years	6 years
Other	22 years	28 years
Total intangible assets	14 years	12 years

Impairment of Long-Lived and Intangible Assets. The Company assesses potential impairments to its long-lived assets or asset groups when there is evidence that events or changes in circumstances indicate that the carrying amount of an asset or asset group may not be recovered. An impairment loss is recognized when the carrying amount of the long-lived asset or asset group is not recoverable and exceeds its fair value. The carrying amount of a long-lived asset or asset group is not recoverable if it exceeds the sum of the undiscounted cash flows expected to result from the use and eventual disposition of the asset or asset group. Any required impairment loss is measured as the amount by which the carrying amount of a long-lived asset or asset group exceeds its fair value and is recorded as a reduction in the carrying value of the related asset or asset group and a charge to operating results. Intangible assets with indefinite lives are tested annually for impairment and in interim periods if certain events occur indicating that the carrying value of the intangible assets may be impaired.

Securities Lending. The Company engages in transactions in which certain fixed-income and equity securities are loaned to selected broker-dealers. The loaned securities of \$169 million and \$411 million at September 28, 2008 and September 30, 2007, respectively, continue to be carried as marketable securities on the balance sheet. Cash collateral, equal to at least 101% of the fair value of the securities loaned plus accrued interest, is held and invested by one or more securities lending agents on behalf of the Company. The Company monitors the fair value of securities loaned and the collateral received and obtains additional collateral as necessary. Collateral of \$173 million and \$421 million at September 28, 2008 and September 30, 2007, respectively, was recorded as a current asset with a corresponding current liability.



QUALCOMM Incorporated
NOTES TO CONSOLIDATED FINANCIAL STATEMENTS

Litigation. The Company is currently involved in certain legal proceedings. The Company estimates the range of liability related to pending litigation where the amount and range of loss can be reasonably estimated. The Company records its best estimate of a loss when the loss is considered probable. Where a liability is probable and there is a range of estimated loss with no best estimate in the range, the Company records the minimum estimated liability related to the claim. As additional information becomes available, the Company assesses the potential liability related to the Company's pending litigation and revises its estimates. The Company's policy is to expense legal costs associated with defending itself as incurred.

Share-Based Payments. Share-based compensation cost, principally related to stock options, is measured at the grant date, based on the estimated fair value of the award, and is recognized as expense over the employee's requisite service period. The Company's employee stock options have various restrictions that reduce option value, including vesting provisions and restrictions on transfer and hedging, among others, and are often exercised prior to their contractual maturity.

The weighted-average estimated fair values of employee stock options granted during fiscal 2008, 2007 and 2006 were \$15.97, \$14.54 and \$15.73 per share, respectively, using the binomial model with the following weighted-average assumptions (annualized percentages):

	<u>2008</u>	<u>2007</u>	<u>2006</u>
Volatility	41.1%	33.4%	30.7%
Risk-free interest rate	3.8%	4.6%	4.6%
Dividend yield	1.3%	1.3%	1.0%
Post-vesting forfeiture rate	8.0%	6.5%	6.0%
Suboptimal exercise factor	1.9	1.8	1.7

The Company uses the implied volatility of market-traded options in the Company's stock for the expected volatility assumption. The term structure of volatility is used up to approximately two years, and the Company used the implied volatility of the option with the longest time to maturity for periods beyond two years. The selection of implied volatility data to estimate expected volatility was based upon the availability of actively traded options on the Company's stock and the Company's assessment that implied volatility is more representative of future stock price trends than historical volatility.

The risk-free interest rate assumption is based upon observed interest rates appropriate for the terms of the Company's employee stock options. The Company does not target a specific dividend yield for its dividend payments but is required to assume a dividend yield as an input to the binomial model. The dividend yield assumption is based on the Company's history and expectation of future dividend payouts and may be subject to substantial change in the future. The post-vesting forfeiture rate and suboptimal exercise factor are based on the Company's historical option cancellation and employee exercise information, respectively. The suboptimal exercise factor is the ratio by which the stock price must increase over the exercise price before employees are expected to exercise their stock options.

The expected life of employee stock options represents the weighted-average period the stock options are expected to remain outstanding and is a derived output of the binomial model. The expected life of employee stock options is impacted by all of the underlying assumptions used in the Company's model. The binomial model assumes that employees' exercise behavior is a function of the options' remaining contractual life and the extent to which the option is in-the-money (i.e. the average stock price during the period is above the strike price of the stock option). The binomial model estimates the probability of exercise as a function of these two variables based on the history of exercises and cancellations of past grants made by the Company. The expected life of employee stock options granted, derived from the binomial model, was 5.9 years, 6.2 years and 5.8 years during fiscal 2008, 2007 and 2006, respectively.

The pre-vesting forfeiture rate represents the rate at which stock options are expected to be forfeited by employees prior to their vesting. Pre-vesting forfeitures were estimated to be approximately 0% in fiscal 2008, 2007 and 2006, based on historical experience. The effect of pre-vesting forfeitures on the Company's recorded expense has historically been negligible due to the predominantly monthly vesting of option grants. If pre-vesting forfeitures occur in the future, the Company will record the effect of such forfeitures as the forfeitures occur. The Company will continue to evaluate the appropriateness of this assumption.

QUALCOMM Incorporated
NOTES TO CONSOLIDATED FINANCIAL STATEMENTS

Total estimated share-based compensation expense, related to all of the Company's share-based awards, was comprised as follows (in millions):

	<u>2008</u>	<u>2007</u>	<u>2006</u>
Cost of equipment and services revenues	\$ 39	\$ 39	\$ 41
Research and development	250	221	216
Selling, general and administrative	254	233	238
Share-based compensation expense before taxes	543	493	495
Related income tax benefits	(176)	(169)	(175)
Share-based compensation expense, net of taxes	<u>\$ 367</u>	<u>\$ 324</u>	<u>\$ 320</u>

The Company recorded \$135 million, \$98 million and \$86 million in share-based compensation expense during fiscal 2008, 2007 and 2006, respectively, related to share-based awards granted during those periods. The remaining share-based compensation expense primarily related to stock option awards granted in earlier periods. In addition, for fiscal 2008, 2007 and 2006, \$408 million, \$240 million and \$403 million, respectively, was presented as financing activities in the consolidated statements of cash flows to reflect the incremental tax benefits from stock options exercised in those periods.

Foreign Currency. Foreign subsidiaries operating in a local currency environment use the local currency as the functional currency. Resulting translation gains or losses are recognized as a component of other comprehensive income. Where the United States dollar is the functional currency, resulting translation gains or losses are recognized in the statements of operations. Net foreign currency transaction gains included in the Company's statement of operations were \$2 million in fiscal 2008 and \$1 million in both fiscal 2007 and 2006.

Comprehensive Income. Comprehensive income is defined as the change in equity of a business enterprise during a period from transactions and other events and circumstances from non-owner sources, including foreign currency translation adjustments and unrealized gains and losses on marketable securities. The Company presents comprehensive income in its consolidated statements of stockholders' equity. The reclassification adjustment for net realized gains results from the recognition of the net realized gains in the statements of operations when marketable securities are sold or derivative instruments are settled. The reclassification adjustment for other-than-temporary losses on marketable securities included in net income results from the recognition of the unrealized losses in the statements of operations when they are no longer viewed as temporary.

Components of accumulated other comprehensive (loss) income consisted of the following (in millions):

	<u>September 28, 2008</u>	<u>September 30, 2007</u>
Net unrealized (losses) gains on marketable securities, net of income taxes	\$ (291)	\$ 241
Net unrealized gains (losses) on derivative instruments, net of income taxes	\$ 22	\$ (1)
Foreign currency translation	(15)	(3)
	<u>\$ (284)</u>	<u>\$ 237</u>

Earnings Per Common Share. Basic earnings per common share is computed by dividing net income by the weighted-average number of common shares outstanding during the reporting period. Diluted earnings per common share is computed by dividing net income by the combination of dilutive common share equivalents, comprised of shares issuable under the Company's share-based compensation plans and shares subject to written put options, and the weighted-average number of common shares outstanding during the reporting period. Dilutive common share equivalents include the dilutive effect of in-the-money share equivalents, which is calculated based on the average share price for each period using the treasury stock method. Under the treasury stock method, the exercise price of an option, the amount of compensation cost, if any, for future service that the Company has not yet recognized, and the amount of estimated tax benefits that would be recorded in paid-in capital, if any, when the option is exercised are assumed to be used to repurchase shares in the current period. The incremental dilutive common share equivalents, calculated using the treasury stock method, for fiscal 2008, 2007 and 2006 were 27,618,000, 32,333,000 and 51,835,000, respectively.

QUALCOMM Incorporated
NOTES TO CONSOLIDATED FINANCIAL STATEMENTS

Employee stock options to purchase 102,397,000, 96,278,000 and 54,541,000 shares of common stock during fiscal 2008, 2007 and 2006, respectively, were outstanding but not included in the computation of diluted earnings per common share because the effect on diluted earnings per share would be anti-dilutive. The computation of diluted earnings per share excluded 781,000, 404,000 and 325,000 shares of common stock issuable under our employee stock purchase plans during fiscal 2008, 2007 and 2006, respectively, because the effect on diluted earnings per share would be anti-dilutive. Put options outstanding during 2008 and 2007 to purchase 1,607,000 and 1,456,000 shares of common stock, respectively, were not included in the earnings per common share computation because the put options' exercise prices were less than the average market price of the common stock while they were outstanding, and therefore, the effect on diluted earnings per common share would be anti-dilutive.

Future Accounting Requirements. In September 2006, the FASB issued Statement No. 157 (FAS 157), "Fair Value Measurements," which defines fair value, establishes a framework for measuring fair value and expands disclosures about assets and liabilities measured at fair value in the financial statements. FAS 157 does not require any new fair value measurements, but applies to other accounting pronouncements that require or permit fair value measurements. In February 2008, the FASB issued FASB Staff Position 157-2 (FSP 157-2) which delays the effective date of FAS 157 for all nonfinancial assets and nonfinancial liabilities, except those that are recognized or disclosed at fair value in the financial statements on a recurring basis, until the beginning of the first quarter of fiscal 2010. In October 2008, the FASB issued FASB Staff Position 157-3 (FSP 157-3) which clarifies the application of FAS 157 in a market that is not active and provides an example to illustrate key considerations in determining the fair value of a financial asset when the market for that financial asset is not active. The accounting provisions of FAS 157 for financial assets and financial liabilities will be effective for the Company's fiscal 2009 beginning September 29, 2008. The adoption of FAS 157 for financial assets and financial liabilities is not expected to have a material impact on the Company's consolidated financial statements, and the Company is in the process of determining the effects such adoption will have on its financial statement disclosures. The Company is also in the process of assessing the effects, if any, the adoption of FAS 157 for nonfinancial assets and nonfinancial liabilities will have on its consolidated financial statements.

In February 2007, the FASB issued Statement No. 159 (FAS 159), "The Fair Value Option for Financial Assets and Financial Liabilities—Including an Amendment of FASB Statement No. 115," which provides companies the irrevocable option to measure many financial assets and liabilities at fair value with the changes in fair value recognized in earnings (the fair value option) resulting in an opportunity to mitigate volatility in earnings caused by measuring related assets and liabilities differently without having to apply complex hedge accounting provisions. The accounting provisions of FAS 159 will be effective for the Company's fiscal 2009 beginning September 29, 2008. The Company is still in the process of determining whether it will apply the fair value option to any of its financial assets. If the Company does elect the fair value option, the cumulative effect of initially adoption FAS 159 will be recorded as an adjustment to opening retained earnings in the year of adoption and will be presented separately.

In December 2007, the FASB revised Statement No. 141 (FAS 141R), "Business Combinations," which establishes principles and requirements for how the acquirer in a business combination (i) recognizes and measures in its financial statements the identifiable assets acquired, the liabilities assumed and any noncontrolling interest in the acquiree, (ii) recognizes and measures the goodwill acquired in the business combination or a gain from a bargain purchase and (iii) determines what information to disclose to enable users of the financial statements to evaluate the nature and financial effects of the business combination. FAS 141R will be effective for the Company's fiscal 2010 beginning September 28, 2009. The Company is in the process of determining the effects, if any, the adoption of FAS 141R will have on its consolidated financial statements.

In March 2008, the FASB issued Statement No. 161 (FAS 161), "Disclosures about Derivative Instruments and Hedging Activities, an amendment of FASB Statement No. 133," which requires additional disclosures about the objectives of using derivative instruments, the method by which the derivative instruments and related hedged items are accounted for under FASB Statement No. 133 and its related interpretations, and the effect of derivative instruments and related hedged items on financial position, financial performance and cash flows. FAS 161 also requires disclosure of the fair values of derivative instruments and their gains and losses in a tabular format. FAS 161 will be effective for the Company's second quarter of fiscal 2009 beginning December 29, 2008. The Company is in the process of determining the effects the adoption of FAS 161 will have on its financial statement disclosures.

QUALCOMM Incorporated
NOTES TO CONSOLIDATED FINANCIAL STATEMENTS

Note 2. Marketable Securities

Marketable securities were comprised as follows (in millions):

	Current		Noncurrent	
	September 28, 2008	September 30, 2007	September 28, 2008	September 30, 2007
Available-for-sale:				
U.S. Treasury securities	\$ 14	\$ 58	\$ —	\$ —
Government-sponsored enterprise bonds	455	219	—	—
Foreign government bonds	45	8	—	—
Corporate bonds and notes	3,296	2,939	175	21
Mortgage- and asset-backed securities	499	414	—	—
Auction rate securities	—	159	186	—
Non-investment grade debt securities	23	19	2,030	1,812
Equity securities	150	203	1,187	1,316
Equity mutual funds and exchange-traded funds	—	—	1,280	1,871
Debt mutual funds	89	151	—	214
	<u>\$ 4,571</u>	<u>\$ 4,170</u>	<u>\$ 4,858</u>	<u>\$ 5,234</u>

Marketable securities in the amount of \$169 million and \$411 million at September 28, 2008 and September 30, 2007, respectively, have been loaned under the Company's securities lending program. Since March 30, 2008, the Company classified its auction rate securities as noncurrent due to a disruption in credit markets that caused the auction mechanism to fail to set market-clearing rates and provide liquidity for sellers. However, a failed auction does not represent a default by the issuer of the underlying security. The Company's auction rate securities are predominantly rated AAA/Aaa, are collateralized by student loans substantially guaranteed by the U.S. government and continue to pay interest in accordance with their contractual terms. At September 28, 2008, the recorded values of the auction rate securities were approximately 4% less than their par values.

As of September 28, 2008, the contractual maturities of available-for-sale debt securities were as follows (in millions):

Years to Maturity				No Single Maturity Date	Total
Less Than One Year	One to Five Years	Five to Ten Years	Greater Than Ten Years		
<u>\$1,527</u>	<u>\$2,564</u>	<u>\$1,042</u>	<u>\$223</u>	<u>\$1,456</u>	<u>\$6,812</u>

Securities with no single maturity date included mortgage- and asset-backed securities, auction rate securities, non-investment grade debt securities and debt mutual funds.

The Company recorded realized gains and losses on sales of available-for-sale marketable securities as follows (in millions):

Fiscal Year	Gross Realized Gains	Gross Realized Losses	Net Realized Gains
2008	\$246	\$(119)	\$127
2007	244	(26)	218
2006	176	(47)	129

QUALCOMM Incorporated
NOTES TO CONSOLIDATED FINANCIAL STATEMENTS

Available-for-sale securities were comprised as follows (in millions):

	<u>Cost</u>	<u>Unrealized Gains</u>	<u>Unrealized Losses</u>	<u>Fair Value</u>
September 28, 2008				
Equity securities	\$2,810	\$ 90	\$ (283)	\$ 2,617
Debt securities	6,966	12	(166)	6,812
	<u>\$9,776</u>	<u>\$ 102</u>	<u>\$ (449)</u>	<u>\$ 9,429</u>
September 30, 2007				
Equity securities	\$2,941	\$ 492	\$ (43)	\$ 3,390
Debt securities	6,042	18	(46)	6,014
	<u>\$8,983</u>	<u>\$ 510</u>	<u>\$ (89)</u>	<u>\$ 9,404</u>

The following table shows the gross unrealized losses and fair values of the Company's investments in individual securities that have been in a continuous unrealized loss position deemed to be temporary for less than 12 months and for more than 12 months, aggregated by investment category, at September 28, 2008 (in millions):

	<u>Less than 12 months</u>		<u>More than 12 months</u>	
	<u>Fair Value</u>	<u>Unrealized Losses</u>	<u>Fair Value</u>	<u>Unrealized Losses</u>
Corporate bonds and notes	\$ 1,524	\$ (46)	\$ 219	\$ (9)
Mortgage- and asset-backed securities	457	(18)	8	—
Non-investment grade debt securities	864	(78)	87	(9)
Government-sponsored enterprise bonds	353	(2)	—	—
Debt mutual funds	86	(4)	—	—
Equity securities	784	(115)	6	(1)
Equity mutual funds and exchange-traded funds	1,229	(167)	—	—
	<u>\$ 5,297</u>	<u>\$ (430)</u>	<u>\$ 320</u>	<u>\$ (19)</u>

The unrealized losses on the Company's investments in marketable securities were caused primarily by a major disruption in U.S. and foreign credit and financial markets affecting consumers and the banking, finance and housing industries. This disruption is evidenced by a deterioration of confidence in financial markets and a severe decline in the availability of capital and demand for debt and equity securities. The result has been depressed securities values in most types of investment- and non-investment-grade bonds and debt obligations, mortgage- and asset-backed securities and equity securities. At October 31, 2008, gross unrealized gains were approximately \$75 million and gross unrealized losses were approximately \$1.3 billion. When assessing marketable securities for other-than-temporary declines in value, the Company considers factors including: how significant the decline in value is as a percentage of the original cost, the underlying factors contributing to a decline in the prices of securities in a single asset class, how long the market value of the investment has been less than its original cost, the performance of the investee's stock price in relation to the stock price of its competitors within the industry, expected market volatility and the market in general, analyst recommendations, the views of external investment managers, any news or financial information that has been released specific to the investee and the outlook for the overall industry in which the investee operates. The Company's analyses of the severity and duration of price declines, market research, industry reports, economic forecasts and the specific circumstances of issuers indicate that it is reasonable to expect marketable securities with unrealized losses to recover in fair value up to the Company's cost bases within a reasonable period of time. Further, the Company has the ability and the intent to hold such securities until they recover. Accordingly, the Company considers the unrealized losses to be temporary at September 28, 2008.

QUALCOMM Incorporated
NOTES TO CONSOLIDATED FINANCIAL STATEMENTS

Note 3. Composition of Certain Financial Statement Captions

Accounts Receivable.

	September 28, 2008	September 30, 2007
	(In millions)	
Trade, net of allowances for doubtful accounts of \$38 and \$36, respectively	\$ 3,583	\$ 657
Long-term contracts	33	39
Investment receivables	412	12
Other	10	7
	\$ 4,038	\$ 715

Trade accounts receivable at September 28, 2008 included \$2.5 billion for which the Company received payment in October 2008 related to new license and settlement agreements with Nokia (Note 8). Investment receivables were primarily related to amounts due for redemptions of money market investments for which the Company received partial payment in October 2008. The cash impacts of such redemption requests are presented as an investing activity in the consolidated statements of cash flows.

Inventories.

	September 28, 2008	September 30, 2007
	(In millions)	
Raw materials	\$ 27	\$ 27
Work-in-process	199	161
Finished goods	295	281
	\$ 521	\$ 469

Property, Plant and Equipment.

	September 28, 2008	September 30, 2007
	(In millions)	
Land	\$ 183	\$ 124
Buildings and improvements	1,287	954
Computer equipment	932	800
Machinery and equipment	1,184	999
Furniture and office equipment	59	48
Leasehold improvements	206	205
	3,851	3,130
Less accumulated depreciation and amortization	(1,689)	(1,342)
	\$ 2,162	\$ 1,788

Depreciation and amortization expense related to property, plant and equipment for fiscal 2008, 2007 and 2006 was \$372 million, \$317 million and \$239 million, respectively. The net book values of property under capital leases included in buildings and improvements were \$140 million and \$91 million at September 28, 2008 and September 30, 2007, respectively. These capital leases principally related to base station towers and buildings. Amortization of assets recorded under capital leases is included in depreciation expense. Capital lease additions during fiscal 2008, 2007 and 2006 were \$51 million, \$33 million and \$56 million, respectively.

QUALCOMM Incorporated
NOTES TO CONSOLIDATED FINANCIAL STATEMENTS

At September 28, 2008 and September 30, 2007, buildings and improvements and leasehold improvements with aggregate net book value of \$63 million and \$7 million, respectively, including accumulated depreciation and amortization of \$6 million and \$3 million, respectively, were leased to third parties or held for lease to third parties. Future minimum rental income on facilities leased to others in fiscal 2009 to 2013 is expected to be \$7 million, \$7 million, \$6 million, \$5 million and \$3 million, respectively, and \$1 million thereafter.

Goodwill and Other Intangible Assets. The Company's reportable segment assets do not include goodwill. The Company allocates goodwill to its reporting units for annual impairment testing purposes. Goodwill was allocable to reporting units included in the Company's reportable segments at September 28, 2008 as follows: \$435 million in Qualcomm CDMA Technologies, \$683 million in Qualcomm Technology Licensing, \$265 million in Qualcomm Wireless & Internet, and \$134 million in Qualcomm MEMS Technology (a nonreportable segment included in reconciling items in Note 9). The increase in goodwill from September 30, 2007 to September 28, 2008 was the result of the Company's business acquisitions, partially offset by currency translation adjustments and tax deductions resulting from the exercise of stock options that were vested as of the business acquisition date.

The components of intangible assets were as follows (in millions):

	<u>September 28, 2008</u>		<u>September 30, 2007</u>	
	<u>Gross Carrying Amount</u>	<u>Accumulated Amortization</u>	<u>Gross Carrying Amount</u>	<u>Accumulated Amortization</u>
Wireless licenses	\$ 849	\$ (38)	\$ 262	\$ (30)
Marketing-related	25	(14)	23	(13)
Technology-based	2,406	(139)	502	(97)
Customer-related	14	(6)	16	(5)
Other	9	(2)	7	(1)
	<u>\$ 3,303</u>	<u>\$ (199)</u>	<u>\$ 810</u>	<u>\$ (146)</u>

The increase in wireless licenses from September 30, 2007 to September 28, 2008 was primarily the result of the Company's acquisition during the year of 700 MHz spectrum in the United States primarily for its MediaFLO USA business.

At September 28, 2008, technology-based intangible assets included \$1.8 billion related to the estimated fair value of patents that were assigned to the Company by Nokia in October 2008 pursuant to the new license agreement with Nokia. The estimated fair value of the patents was determined, in accordance with accounting principles generally accepted in the United States, using the income approach based on projected cash flows, on a discounted basis, over the assigned patents' estimated useful life of approximately 15 years. The estimated fair value of the patents will be amortized on a straight-line basis over this useful life, beginning from the date the patents were assigned to the Company.

All of the Company's intangible assets, other than certain wireless licenses in the amount of \$753 million and goodwill, are subject to amortization. Amortization expense related to these intangible assets for fiscal 2008, 2007 and 2006 was \$84 million, \$68 million and \$32 million, respectively, and for fiscal 2009 to 2013 is expected to be \$199 million, \$196 million, \$193 million, \$180 million and \$162 million, respectively, and \$1.4 billion thereafter.

Unearned Revenues. At September 28, 2008, unearned revenues included \$3.9 billion related to upfront consideration that resulted from the new agreements with Nokia. The Company will recognize this amount over the approximate 14-year remaining term of the license agreement. As a result of executing the agreements with Nokia, the Company recorded \$560 million (attributable to both fiscal 2008 and 2007) in licensing and royalty revenues in fiscal 2008.

QUALCOMM Incorporated
NOTES TO CONSOLIDATED FINANCIAL STATEMENTS

Note 4. Investment Income

Investment income, net was comprised as follows (in millions):

	<u>2008</u>	<u>2007</u>	<u>2006</u>
Interest and dividend income	\$ 491	\$ 558	\$ 416
Interest expense	(22)	(11)	(4)
Net realized gains on marketable securities	127	218	129
Net realized gains on other investments	28	4	7
Other-than-temporary losses on marketable securities	(502)	(16)	(20)
Other-than-temporary losses on other investments	(33)	(11)	(4)
Gains (losses) on derivative instruments	6	2	(29)
Equity in earnings (losses) of investees	1	(1)	(29)
	<u>\$ 96</u>	<u>\$ 743</u>	<u>\$ 466</u>

Other-than-temporary losses in fiscal 2008 included \$327 million recognized in the fourth quarter on marketable securities held by corporate and other segments. Both other-than-temporary losses on marketable securities and the decrease in net realized gains on marketable securities were generally related to depressed securities values caused by the major disruption in U.S. and foreign credit and financial markets.

Note 5. Income Taxes

The components of the income tax provision were as follows (in millions):

	<u>2008</u>	<u>2007</u>	<u>2006</u>
Current provision:			
Federal	\$ 394	\$ 192	\$ 299
State	71	37	88
Foreign	245	185	156
	<u>710</u>	<u>414</u>	<u>543</u>
Deferred provision:			
Federal	(14)	(75)	165
State	(22)	(15)	(23)
Foreign	(8)	(1)	1
	<u>(44)</u>	<u>(91)</u>	<u>143</u>
	<u>\$ 666</u>	<u>\$ 323</u>	<u>\$ 686</u>

The foreign component of the income tax provision consists primarily of foreign withholding taxes on royalty income included in United States earnings.

The components of income before income taxes by United States and foreign jurisdictions were as follows (in millions):

	<u>2008</u>	<u>2007</u>	<u>2006</u>
United States	\$ 1,564	\$ 1,681	\$ 1,445
Foreign	2,262	1,945	1,711
	<u>\$ 3,826</u>	<u>\$ 3,626</u>	<u>\$ 3,156</u>

QUALCOMM Incorporated
NOTES TO CONSOLIDATED FINANCIAL STATEMENTS

The following is a reconciliation of the expected statutory federal income tax provision to the Company's actual income tax provision (in millions):

	<u>2008</u>	<u>2007</u>	<u>2006</u>
Expected income tax provision at federal statutory tax rate	\$ 1,339	\$ 1,269	\$ 1,105
State income tax provision, net of federal benefit	168	180	176
Foreign income taxed at other than U.S. rates	(858)	(710)	(474)
Tax audit settlements	—	(331)	(73)
Tax credits	(47)	(91)	(36)
Valuation allowance	48	(7)	(46)
Other	16	13	34
Income tax expense	<u>\$ 666</u>	<u>\$ 323</u>	<u>\$ 686</u>

The Company has not provided for United States income taxes and foreign withholding taxes on a cumulative total of approximately \$6.8 billion of undistributed earnings from certain non-United States subsidiaries indefinitely invested outside the United States. Should the Company repatriate foreign earnings, the Company would have to adjust the income tax provision in the period management determined that the Company would repatriate the earnings.

The Company files income tax returns in the United States federal jurisdiction and various state and foreign jurisdictions. The Company is no longer subject to United States federal examinations by taxing authorities for years prior to fiscal 2005. The Internal Revenue Service is currently conducting an examination of the Company's United States income tax returns for fiscal 2005, 2006 and 2007, which is anticipated to be completed by August 2009. The Company is subject to examination by the California Franchise Tax Board for fiscal 2003 through 2007 and is currently under examination for fiscal 2004 and 2005. The Company is also subject to income taxes in many state and local taxing jurisdictions in the United States and around the world, many of which are open to tax examinations for periods after fiscal 2002.

During fiscal 2007, the Internal Revenue Service completed audits of the Company's tax returns for fiscal 2003 and 2004 and during fiscal 2006, the Internal Revenue Service and the California Franchise Tax Board completed audits of the Company's tax returns for fiscal 2001 and 2002, resulting in adjustments to the Company's net operating loss and credit carryover amounts for those years. The tax provision was reduced by \$331 million and \$73 million during fiscal 2007 and 2006, respectively, to reflect the known and expected impacts of the audits on the reviewed and open tax years.

QUALCOMM Incorporated
NOTES TO CONSOLIDATED FINANCIAL STATEMENTS

The Company had deferred tax assets and deferred tax liabilities as follows (in millions):

	September 28, 2008	September 30, 2007
Accrued liabilities, reserves and other	\$ 278	\$ 246
Share-based compensation	383	295
Capitalized start-up and organizational costs	118	86
Unearned revenues	51	70
Unrealized losses on marketable securities	380	59
Unrealized losses on other investments	37	124
Capital loss carryover	13	9
Tax credits	96	91
Unused net operating losses	66	80
Other basis differences	14	18
Total gross deferred assets	<u>1,436</u>	<u>1,078</u>
Valuation allowance	(149)	(20)
Total net deferred assets	<u>1,287</u>	<u>1,058</u>
Purchased intangible assets	(85)	(99)
Deferred contract costs	(5)	(6)
Unrealized gains on marketable securities	(20)	(179)
Property, plant and equipment	(59)	(26)
Total deferred liabilities	<u>(169)</u>	<u>(310)</u>
Net deferred assets	<u>\$ 1,118</u>	<u>\$ 748</u>
Reported as:		
Current deferred tax assets	\$ 289	\$ 435
Non-current deferred tax assets	830	318
Non-current deferred tax liabilities ⁽¹⁾	(1)	(5)
	<u>\$ 1,118</u>	<u>\$ 748</u>

(1) Included in other liabilities in the consolidated balance sheets.

At September 28, 2008, the Company had unused federal net operating loss carryforwards of \$128 million expiring from 2019 through 2027, unused state net operating loss carryforwards of \$146 million expiring from 2009 through 2028, and unused foreign net operating loss carryforwards of \$49 million, with \$48 million expiring from 2011 through 2012. At September 28, 2008, the Company had unused federal income tax credits of \$108 million, expiring from 2022 through 2028, and state income tax credits of \$10 million, which do not expire. The Company does not expect its federal net operating loss carryforwards and its federal and state income tax credits to expire unused. The Company has provided a valuation allowance on a portion of its state net operating loss carryforwards.

The Company believes, more likely than not, that it will have sufficient taxable income after stock option related deductions to utilize the majority of its deferred tax assets. As of September 28, 2008, the Company has provided a valuation allowance on foreign and state net operating losses and net capital losses of \$15 million and \$134 million, respectively, of which \$81 million was recorded as an increase in other comprehensive loss in fiscal 2008. The valuation allowances reflect the uncertainty surrounding the Company's ability to generate sufficient future taxable income in certain foreign and state tax jurisdictions to utilize its net operating losses and the Company's ability to generate sufficient capital gains to utilize all capital losses.

A summary of the changes in the amount of unrecognized tax benefits for the year ended September 28, 2008 is shown below (in millions):

Unrecognized tax benefits at October 1, 2007	\$ 224
Additions based on prior year tax positions	6
Reductions for prior year tax positions	(38)
Additions for current year tax positions	<u>52</u>
Unrecognized tax benefits at September 28, 2008	<u>\$ 244</u>

QUALCOMM Incorporated
NOTES TO CONSOLIDATED FINANCIAL STATEMENTS

Of the \$244 million of unrecognized tax benefits as of September 28, 2008, \$223 million has been classified as noncurrent income taxes payable on the consolidated balance sheet and \$21 million has been classified as a reduction of the related deferred tax assets. Noncurrent income taxes payable also includes \$4 million of accrued interest. Unrecognized tax benefits at September 28, 2008 include \$201 million for tax positions that, if recognized, would impact the effective tax rate. The unrecognized tax benefits differ from the amount that would affect the Company's effective tax rate primarily due to the impact of offsets in other jurisdictions. Due to the anticipated resolution of the U.S. federal examination within the next twelve months, it is reasonably possible that the Company's unrecognized tax benefits will decrease significantly as a result of their resolution via an adjustment by the taxing authority or recognition in the income tax provision. Interest expense related to uncertain tax positions was \$3 million in fiscal 2008 and was negligible in both fiscal 2007 and 2006.

Cash amounts paid for income taxes, net of refunds received, were \$360 million, \$233 million and \$172 million for fiscal 2008, 2007 and 2006, respectively. The income taxes paid are primarily related to foreign withholding taxes.

On October 3, 2008, the Emergency Economic Stabilization Act of 2008 was enacted. The bill extends the research and development tax credit for calendar year 2008 and 2009 and increases the Alternative Simplified Credit rate from 12% to 14% in calendar 2009. The Company expects to record an additional research and development tax credit related to fiscal 2008 of approximately \$38 million in the first quarter of fiscal 2009, the period in which the research and development tax credit extension was enacted.


Note 6. Capital Stock

Preferred Stock. The Company has 8,000,000 shares of preferred stock authorized for issuance in one or more series, at a par value of \$0.0001 per share. In conjunction with the distribution of preferred share purchase rights, 4,000,000 shares of preferred stock are designated as Series A Junior Participating Preferred Stock and such shares are reserved for issuance upon exercise of the preferred share purchase rights. At September 28, 2008 and September 30, 2007, no shares of preferred stock were outstanding.

Preferred Share Purchase Rights Agreement. The Company has a Preferred Share Purchase Rights Agreement (Rights Agreement) to protect stockholders' interests in the event of a proposed takeover of the Company. Under the original Rights Agreement, adopted on September 26, 1995, the Company declared a dividend of one preferred share purchase right (a Right) for each share of the Company's common stock outstanding. Pursuant to the Rights Agreement, as amended and restated on December 7, 2006, each Right entitles the registered holder to purchase from the Company a one one-thousandth share of Series A Junior Participating Preferred Stock, \$0.0001 par value per share, subject to adjustment for subsequent stock splits, at a purchase price of \$180. The Rights are exercisable only if a person or group (an Acquiring Person) acquires beneficial ownership of 20% or more of the Company's outstanding shares of common stock without approval of the Board of Directors. Upon exercise, holders, other than an Acquiring Person, will have the right, subject to termination, to receive the Company's common stock or other securities, cash or other assets having a market value, as defined, equal to twice such purchase price. The Rights, which expire on September 25, 2015, are redeemable in whole, but not in part, at the Company's option prior to the time such Rights are triggered for a price of \$0.001 per Right.

Stock Repurchase Program. On March 11, 2008, the Company announced that it had been authorized to repurchase up to \$2.0 billion of the Company's common stock. The \$2.0 billion stock repurchase program replaced a \$3.0 billion stock repurchase program, of which approximately \$2 million remained authorized for repurchases. The stock repurchase program has no expiration date. When stock is repurchased and retired, the amount paid in excess of par value is recorded to paid-in capital. During fiscal 2008, 2007 and 2006, the Company repurchased and retired 42,616,000, 37,263,000 and 34,000,000 shares of common stock for \$1.7 billion, \$1.5 billion and \$1.5 billion, respectively, excluding \$14 million, \$9 million and \$5 million of premiums received related to put options that were exercised in fiscal 2008, 2007 and 2006, respectively. At September 28, 2008, the Company had not made any repurchases under the \$2.0 billion stock repurchase program.

In connection with the Company's stock repurchase program, the Company sold put options on its own stock during fiscal 2007 and 2006. At September 28, 2008, no put options remained outstanding. During fiscal 2008, the Company recognized gains of \$6 million in investment income due to decreases in the fair values of put options, including premiums received of \$14 million. During fiscal 2007 and 2006, the Company recognized \$3 million and \$29 million, respectively, in investment losses due to net increases in the fair values of put options, net of premiums received of \$17 million and \$11 million, respectively.



QUALCOMM Incorporated
NOTES TO CONSOLIDATED FINANCIAL STATEMENTS

Dividends. The Company announced increases in its quarterly dividend per share of common stock from \$0.09 to \$0.12 on March 7, 2006, from \$0.12 to \$0.14 on March 13, 2007, and from \$0.14 to \$0.16 on March 11, 2008. Cash dividends announced in fiscal 2008, 2007 and 2006 were as follows (in millions, except per share data):

	2008		2007		2006	
	Per Share	Total	Per Share	Total	Per Share	Total
First quarter	\$ 0.14	\$ 228	\$ 0.12	\$ 198	\$ 0.09	\$ 148
Second quarter	0.14	227	0.12	200	0.09	150
Third quarter	0.16	261	0.14	234	0.12	202
Fourth quarter	0.16	266	0.14	230	0.12	198
	<u>\$ 0.60</u>	<u>\$ 982</u>	<u>\$ 0.52</u>	<u>\$ 862</u>	<u>\$ 0.42</u>	<u>\$ 698</u>

On October 22, 2008, the Company announced a cash dividend of \$0.16 per share on the Company's common stock, payable on January 7, 2009 to stockholders of record as of December 11, 2008, which will be reflected in the consolidated financial statements in the first quarter of fiscal 2009.

Note 7. Employee Benefit Plans

Employee Savings and Retirement Plan. The Company has a 401(k) plan that allows eligible employees to contribute up to 50% of their eligible compensation, subject to annual limits. The Company matches a portion of the employee contributions and may, at its discretion, make additional contributions based upon earnings. The Company's contribution expense for fiscal 2008, 2007 and 2006 was \$45 million, \$39 million and \$33 million, respectively.

Equity Compensation Plans. The Board of Directors may grant options to selected employees, directors and consultants to the Company to purchase shares of the Company's common stock at a price not less than the fair market value of the stock at the date of grant. The 2006 Long-Term Incentive Plan (the 2006 Plan) was adopted during the second quarter of fiscal 2006 and replaced the 2001 Stock Option Plan and the 2001 Non-Employee Director Stock Option Plan and their predecessor plans (the Prior Plans). The 2006 Plan provides for the grant of incentive and nonstatutory stock options as well as stock appreciation rights, restricted stock, restricted stock units, performance units and shares and other stock-based awards and will be the source of shares issued under the Executive Retirement Matching Contribution Plan (ERMCP). The share reserve under the 2006 Plan was 405,284,000 at September 28, 2008, including 115,000,000 shares that were approved by the Company's stockholders in March 2008. Shares subject to any outstanding option under a Prior Plan that is terminated or cancelled (but not an option under a Prior Plan that expires) following the date that the 2006 Plan was approved by stockholders, and shares that are subject to an award under the ERMCP and are returned to the Company because they fail to vest, will again become available for grant under the 2006 Plan. The Board of Directors of the Company may amend or terminate the 2006 Plan at any time. Certain amendments, including an increase in the share reserve, require stockholder approval. Generally, options and restricted stock units outstanding vest over periods not exceeding five years. Options are exercisable for up to ten years from the grant date.

During fiscal 2008 and 2006, the Company assumed a total of approximately 1,462,000 and 3,530,000 outstanding stock options, respectively, under various stock-based incentive plans that were assumed (the Assumed Plans) as a result of acquisitions. The Assumed Plans were suspended on the dates of acquisition, and no additional shares may be granted under those plans. The Assumed Plans provided for the grant of both incentive stock options and non-qualified stock options. Generally, options outstanding vest over periods not exceeding five years and are exercisable for up to ten years from the grant date.

QUALCOMM Incorporated
NOTES TO CONSOLIDATED FINANCIAL STATEMENTS

A summary of stock option transactions for all stock option plans follows:

	Number of Shares (In thousands)	Weighted Average Exercise Price	Average Remaining Contractual Term (Years)	Aggregate Intrinsic Value (In billions)
Outstanding at September 30, 2007				
Options granted	206,454	\$ 32.69		
Options assumed ⁽¹⁾	51,347	42.29		
Options cancelled/forfeited/expired	1,462	24.29		
Options exercised	(7,838)	40.30		
	(49,099)	21.79		
Options outstanding at September 28, 2008	<u>202,326</u>	\$ 37.42	6.57	\$ 1.8
Exercisable at September 28, 2008	<u>104,466</u>	\$ 33.74	4.93	\$ 1.3

(1) Represents activity related to options that were assumed as a result of acquisitions (Note 10).

Net stock options, after forfeitures and cancellations, granted during fiscal 2008, 2007 and 2006 represented 2.7%, 2.0% and 1.9% of outstanding shares as of the beginning of each fiscal year, respectively. Total stock options granted during fiscal 2008, 2007 and 2006 represented 3.2%, 2.4% and 2.1%, respectively, of outstanding shares as of the end of each fiscal year.

The Company's determination of fair value of stock option awards on the date of grant using an option-pricing model is affected by the Company's stock price as well as assumptions regarding a number of highly complex and subjective variables. At September 28, 2008, total unrecognized estimated compensation cost related to non-vested stock options granted prior to that date was \$1.6 billion, which is expected to be recognized over a weighted-average period of 3.5 years. The total intrinsic value of stock options exercised during fiscal 2008, 2007 and 2006 was \$1.3 billion, \$708 million and \$1.1 billion, respectively. The Company recorded cash received from the exercise of stock options of \$1.1 billion, \$479 million and \$608 million and related tax benefits of \$492 million, \$272 million and \$421 million during fiscal 2008, 2007 and 2006, respectively. Upon option exercise, the Company issues new shares of stock.

During fiscal 2008, the Company granted 55,000 restricted stock units to certain employees, all of which remain unvested at September 28, 2008. The weighted-average fair value per share of the restricted stock units awarded in fiscal 2008 was \$54.42 calculated based on the fair value of the Company's common stock on the date of grant of each award. At September 28, 2008, the total unrecognized estimated compensation cost related to non-vested restricted stock units granted prior to that date was \$3 million, which is expected to be recognized over a weighted-average period of 4.9 years.

Employee Stock Purchase Plans. The Company has one employee stock purchase plan for all eligible employees to purchase shares of common stock at 85% of the lower of the fair market value on the first or the last day of each six-month offering period. Employees may authorize the Company to withhold up to 15% of their compensation during any offering period, subject to certain limitations. In fiscal 2008, the Company amended the 2001 Employee Stock Purchase Plan to include a Non-423(b) Plan. The amended 2001 Employee Stock Purchase Plan authorizes up to approximately 24,709,000 shares to be granted. During fiscal 2008, 2007 and 2006, approximately 2,951,000, 2,650,000 and 2,220,000 shares were issued under the plans at an average price of \$35.96, \$32.08 and \$31.10 per share, respectively. At September 28, 2008, approximately 7,625,000 shares were reserved for future issuance.

At September 28, 2008, total unrecognized estimated compensation cost related to non-vested purchase rights granted prior to that date was \$13 million. The Company recorded cash received from the exercise of purchase rights of \$106 million, \$85 million and \$69 million during fiscal 2008, 2007, and 2006, respectively.

Executive Retirement Plans. The Company has voluntary retirement plans that allow eligible executives to defer up to 100% of their income on a pre-tax basis. On a quarterly basis, the Company matches up to 10% of the participants' deferral in Company common stock based on the then-current market price, to be distributed to the participant upon eligible retirement. The income deferred and the Company match held in trust are unsecured and subject to the claims of general creditors of the Company. Company contributions begin vesting based on certain minimum participation or service requirements and are fully vested at age 65. Participants who terminate employment forfeit their unvested shares. During fiscal 2008, 2007 and 2006, approximately 96,000, 126,000 and 47,000 shares, respectively, were allocated under the plans. The Company recorded \$6 million, \$5 million and \$2 million in compensation expense during fiscal 2008, 2007 and 2006, respectively, related to its net matching contributions to the plans.

QUALCOMM Incorporated
NOTES TO CONSOLIDATED FINANCIAL STATEMENTS

Note 8. Commitments and Contingencies

Litigation. *Broadcom Corporation v. QUALCOMM Incorporated*: On May 18, 2005, Broadcom filed two actions (the 467 case and the 468 case) in the United States District Court for the Central District of California against the Company alleging infringement of ten patents and seeking monetary damages and injunctive relief based thereon. On the following day, Broadcom also filed a complaint in the United States International Trade Commission (ITC) alleging infringement of the five patents at issue in the 468 case seeking a determination and relief under Section 337 of the Tariff Act of 1930. Allegations relating to two of the Broadcom patent claims filed in the 468 case (which is stayed pending completion of the ITC action) have been dismissed by agreement of the parties. In the 467 case, one patent was stayed due to a pending reexamination of the claims by the U.S. Patent and Trademark Office (USPTO), and another was dismissed by agreement of the parties. A trial relating to the three remaining Broadcom patents in the 467 case was held in May 2007, and on May 29, 2007, the jury rendered a verdict finding willful infringement of the three patents and awarding past damages in the approximate amount of \$20 million (the court subsequently vacated the jury's finding of willfulness). The final judgment, including damages calculations through May 29, 2007 and pre-judgment interest, was approximately \$25 million, which has been secured by an irrevocable letter of credit and expensed pending appeals. On December 31, 2007, the court issued an order, amended by the court for a second time on March 11, 2008, enjoining the Company from making, using, selling, shipping, supporting or marketing products that were found to infringe the three Broadcom patents, subject to a specified limited license through January 2009 on two of the three patents and with respect to the third patent, a limited license as to one set of products. The immediately enjoined products were those WCDMA products that related to patent number 6,847,686 (the '686 patent). With respect to EV-DO products involving the '686 patent (as well as products relating to the two remaining patents), the judge's order provided for a permanent injunction but stayed the effect of that injunction until January 31, 2009 with respect to companies that purchased those enjoined products as of May 29, 2007. The stay was subject to certain conditions, including the Company's payment of ongoing royalties. Since the second amendment of the injunction order in March 2008, Broadcom filed a motion requesting that Qualcomm be found in contempt of the order on various bases. The court denied the motion in part but granted the motion with respect to the claim that Qualcomm should not have paid for WCDMA chips sold between the date of trial verdict and the injunction, and should not have serviced and supported products using such chips, and that Qualcomm should have paid certain royalties on revenue relating to the QChat product. Since the order, on September 24, 2008, the United States Court of Appeals for the Federal Circuit (Federal Circuit) issued its opinion in the appeal resulting from the trial of the 467 case, upholding the verdict and remedies as to two patents and overturning the verdict and remedy as to the '686 patent, finding it invalid. As a result, the district court has issued a third amended injunction order excluding any reference to the invalid patent and amended the contempt findings relating to the invalidated patent. Broadcom has been ordered to repay royalties relating to that patent. Qualcomm has also since filed a notice of appeal as to the contempt ruling and has sought leave from the Federal Circuit for an extension of time to file a motion for a rehearing with respect to certain issues on the appeal. That extension was granted. Broadcom has filed another motion seeking a ruling that Qualcomm is in violation of the injunction order with respect to certain sales and royalties Broadcom claims are owed under the order. Finally, the patent that was subject to the stay pending reexamination in the USPTO has since emerged from the reexamination process with certain claims cancelled and other claims added. A schedule for the litigation of that patent has not yet been determined, but it is expected to occur in the last half of calendar 2009.

On February 14, 2006, an ITC hearing also commenced as to three patents alleged by Broadcom to be infringed by the Company. On October 10, 2006, the Administrative Law Judge (ALJ) issued an initial determination in which he recommended against any downstream remedies and found no infringement by the Company on two of the three remaining patents and most of the asserted claims of the third patent. The ALJ did find infringement on some claims of one patent. The ALJ did not recommend excluding chips accused by Broadcom but, instead, recommended a limited exclusion order directed only to chips that are already programmed with a specific software module and recommended a related cease and desist order. The Commission adopted the ALJ's initial determination on violation and, on June 7, 2007, issued a cease and desist order against the Company and an exclusion order directed at chips programmed with specific software and certain downstream products first imported after the date of the exclusion order. The Federal Circuit issued stays of the exclusion order with respect to the downstream products of all of the Company's customers that requested the stay. The Company appealed the infringement finding, the cease and desist order and the exclusion order, and Broadcom appealed certain rulings of the ALJ. Oral arguments took place on July 8, 2008 in the Federal Circuit. On September 19, 2008, the Federal Circuit ruled on Broadcom's appeal of the ITC's

QUALCOMM Incorporated
NOTES TO CONSOLIDATED FINANCIAL STATEMENTS

determination of no violation as to two patents (the '311 patent and the '675 patent). The Federal Circuit affirmed the ITC's determination as to the '311 patent and affirmed the findings on the '675 patent with respect to seven of eight products at issue. As to the latter patent, the court remanded for further proceedings the claims with respect to one accused product. On October 2, 2008, the USPTO issued a final office action in the reexamination of the '311 patent, rejecting certain of the claims, including all of the claims at issue in the ITC action, and allowing other claims added by Broadcom. On November 9, 2007, Broadcom filed an enforcement complaint in the ITC, alleging violations of the ITC's cease and desist order by the Company. A hearing on the complaint took place on April 22 through April 24, 2008. The target date for completion of the investigation is August 30, 2009. On October 14, 2008, the Federal Circuit issued an opinion upholding the ITC's finding that the Company did not directly infringe the '983 patent; vacating and remanding the ITC's finding that the Company indirectly induced infringement of the '983 patent; and vacating and remanding the limited exclusion order. The Federal Circuit held that the ITC lacked authority to enjoin products of Qualcomm's customers pursuant to a limited exclusion order because Broadcom had not named those customers as respondents.

On April 13, 2007, Broadcom filed a new complaint in California state court against the Company alleging unfair competition, breach of contract and fraud, and seeking injunctive and monetary relief. On October 5, 2007, the court ordered the case stayed pending resolution of the New Jersey case, referenced below.

On July 1, 2005, Broadcom filed an action in the United States District Court for the District of New Jersey against the Company alleging violations of state and federal antitrust and unfair competition laws as well as common law claims, generally relating to licensing and chip sales activities, seeking monetary damages and injunctive relief based thereon. On September 1, 2006, the New Jersey District Court dismissed the complaint; Broadcom appealed. On September 4, 2007, the Court of Appeals for the Third Circuit reinstated two of the eight federal claims and five pendant state claims in Broadcom's complaint and affirmed the dismissal of the remaining counts. On November 2, 2007, Broadcom filed an amended complaint, adding the allegations from the state court case in California (filed on April 13, 2007) that had been stayed, as discussed above, and a federal antitrust claim based on the California allegations. On August 12, 2008, the New Jersey Court ordered the case transferred to the United States District Court for the Southern District of California. No trial date has been set.

On October 7, 2008, Broadcom filed an action in the United States District Court for the Southern District of California seeking declaratory relief regarding patent misuse, patent exhaustion and patent and license unenforceability. The Company has not yet responded to the complaint.

QUALCOMM Incorporated v. Broadcom Corporation: On October 14, 2005, the Company filed an action in the United States District Court for the Southern District of California against Broadcom alleging infringement of two patents, each of which relates to video encoding and decoding for high-end multimedia processing, and seeking monetary damages and injunctive relief based thereon. In January 2007, a jury rendered a verdict finding the patents valid but not infringed. In a subsequent ruling, the trial judge held that the Company was not guilty of inequitable conduct before the USPTO, but the Company's actions in a video-encoding standards development organization amounted to a waiver of the right to enforce the patents under any circumstances. The court also ordered the Company to pay Broadcom's attorneys' fees and costs for the case. The Company and Broadcom each filed notices of appeal, but Broadcom subsequently dismissed its appeal. Oral argument in the Federal Circuit was held on August 5, 2008. On January 7, 2008, the Magistrate Judge considering Broadcom's motions for sanctions against the Company for discovery violations issued an order sanctioning the Company and eight of its retained outside attorneys for those discovery violations. The Magistrate Judge referred the eight outside attorneys to the California State Bar for an investigation into possible ethics violations and ordered the Company to participate in a process to create a model discovery protocol. The Magistrate Judge reaffirmed the District Court's previous award of Broadcom's attorneys' fees. On March 5, 2008, the District Court vacated the portion of the Magistrate Judge's order only as it relates to the sanctions imposed on the Company's outside counsel and remanded the case to the Magistrate Judge for further proceedings on those issues.

Actions by the Company and its subsidiaries against Nokia Corporation and/or Nokia Inc.: On July 23, 2008, the Company announced that it had reached agreement with Nokia Corporation and Nokia Inc. to resolve all pending litigation between the parties, and the parties have either obtained dismissals or are in the process of seeking dismissal of all litigation between the parties. The various litigation matters between the parties in different jurisdictions around the world that were terminated during the fourth quarter involved claims of patent infringement and breach of contract by each party against the other.