

# BMJ Open Role of supplementary material in biomedical journal articles: surveys of authors, reviewers and readers

Amy Price,<sup>1</sup> Sara Schroter,<sup>2</sup> Mike Clarke,<sup>3,4</sup> Helen McAneney<sup>4</sup>

**To cite:** Price A, Schroter S, Clarke M, *et al.* Role of supplementary material in biomedical journal articles: surveys of authors, reviewers and readers. *BMJ Open* 2018;**8**:e021753. doi:10.1136/bmjopen-2018-021753

► Prepublication history and additional materials for this paper are available online. To view these files, please visit the journal online (<http://dx.doi.org/10.1136/bmjopen-2018-021753>).

Received 16 January 2018  
Revised 5 June 2018  
Accepted 21 August 2018



© Author(s) (or their employer(s)) 2018. Re-use permitted under CC BY-NC. No commercial re-use. See rights and permissions. Published by BMJ.

<sup>1</sup>Department of Continuing Education, University of Oxford, Oxford, UK

<sup>2</sup>The BMJ, Oxford, UK

<sup>3</sup>Northern Ireland Clinical Trials Unit, Belfast Health and Social Care Trust, Belfast, UK

<sup>4</sup>Northern Ireland Methodology Hub, Centre for Public Health, Queen's University Belfast, Belfast, UK

#### Correspondence to

Dr Helen McAneney;  
[h.mcaneney@qub.ac.uk](mailto:h.mcaneney@qub.ac.uk)

## ABSTRACT

**Objective** Many journals permit authors to submit supplementary material for publication alongside the article. We explore the value, use and role of this material in biomedical journal articles from the perspectives of authors, peer reviewers and readers.

**Design and setting** We conducted online surveys (November–December 2016) of corresponding authors and peer reviewers at 17 BMJ Publishing Group journals in a range of specialities.

**Participants** Participants were asked to respond to one of three surveys: as authors, peer reviewers or readers.

**Results** We received 2872/20340 (14%) responses: authors 819/6892 (12%), peer reviewers 1142/6682 (17%) and readers 911/6766 (14%). Most authors submitted (711/819, 87%) and 80% (724/911) of readers reported reading supplementary material with their last article, while 95% (1086/1142) of reviewers reported seeing these materials sometimes. Additional data tables were the most common supplementary material reported (authors: 74%; reviewers: 89%; readers: 67%). A majority in each group indicated additional tables were most useful to readers (61%–77%); 20%–36% and 3%–4% indicated they were most useful to peer reviewers and journal editors, respectively. Checklists and reporting guidelines showed the opposite: higher proportions of each group regarded these as most useful to journal editors. All three groups favoured the publication of additional tables and figures on the journal's website (80%–83%), with <4% of each group responding that these do not need to be available. Approximately one-fifth (16%–23%) responded that raw study data should be available on the journal's website, while 24%–33% said that these materials should not be made available anywhere.

**Conclusions** Authors, peer reviewers and readers agree that supplementary materials are useful. Supplementary tables and figures were favoured over reporting checklists or raw data for reading but not for study replication. Journals should consider the roles, resource costs and strategic placement of supplementary materials to ensure optimal usage and minimise waste.

**Trial registration number** NCT02961036.

## BACKGROUND

Many journals allow or require authors to submit supplementary material along with their manuscript. These materials might help in deciding about the publication of

## Strengths and limitations of this study

- Our large sample from a diverse group of active international authors and reviewers from 17 different journals provide evidence for stakeholder views on supplementary materials within the biomedical literature.
- The response rate is comparable to response rates for other electronic surveys of researchers.
- Participants were asked to respond in the assigned role/perspective of a reader, peer reviewer or author, although these are not mutually exclusive categories, as academics often engage in all three activities.

the article (such as completed checklists for reporting guidelines) or provide additional information for readers who wish to delve deeper into the findings, replicate the research or use it for secondary analysis. The materials might also help improve access in the context of initiatives such as the Findability, Accessibility, Interoperability and Reusability Data Principles for the automatic finding and use of scientific data,<sup>1</sup> and the wish to facilitate automation in the systematic review process.<sup>2</sup>

The volume of supplementary materials is accelerating in step with research complexity and multidisciplinary alliances. For example, Schriger *et al* show the percentage of articles containing supplementary materials increasing from 7% in 2003 to 25% in 2009 with web-only supplementary materials doubling in the same time period.<sup>3</sup> Scientific journals report challenges in keeping up, citing reviewer fatigue, publishing delays, bloated publishing repositories and confusion, as it is not unusual for articles that occupy 5–7 pages in the journal to present with over 140 pages of supplementary data or for systematic reviews or trial reports to include several hundred pages of information that would be needed to replicate, but not to report the findings of the research.<sup>4–7</sup> Supplementary materials might provide additional

results from a study or the detail needed to replicate the methods or present formulas, statistical models, intervention details or algorithms. Some journals refuse the materials as excessive, while others allow 'reasonable use' which each journal defines individually.<sup>4-7</sup> This is set within the backdrop of an increasing demand for research transparency through the sharing of all findings and corresponding data.<sup>8</sup> Although standards for supplementary materials were suggested in 2012 by the National Information Standards Organisation and the National Federation of Advanced Information Services,<sup>9</sup> the concerns of medical journals were not specifically considered and any policy adopted by medical journal editors will have implications for readers, editors, reviewers and the general public.

Clinicians and researchers struggle to keep up with reading the literature. Nearly a decade ago, Bastian *et al* reported the publication of 75 trials and 11 systematic reviews per day and asked 'how will we ever keep up?'<sup>40</sup> The numbers have continued to increase since then and the challenges have been compounded by the burgeoning supplementary material and problems with incompatible file systems, bandwidth restrictions and broken weblinks.<sup>11</sup> The increasing volume of supplementary materials submitted to journals puts more pressure on journal editors and peer reviewers to retrieve relevant information from multiple sources.<sup>7</sup> Schaffer and Jackson<sup>12</sup> make recommendations on how access to supplementary material can be improved. There is concern that the excessive volume of supplementary materials can influence decisions made during peer review and skew the integrity of the scientific record.<sup>6</sup> A recent study of research manuscripts submitted to *JAMA*, *JAMA Internal Medicine* and *JAMA Pediatrics* found that manuscripts with supplements were more likely to be peer reviewed and accepted than those without supplements.<sup>13</sup> The requirements and practices of journals around supplementary materials vary<sup>12,14</sup> and journals' expectations of peer reviewers in terms of supplementary material are often not made clear in guidance to reviewers.<sup>6</sup> For example, some journals explicitly state that supplementary material will not be peer reviewed, while others only mention that it will not be typeset. This variety of approaches forces authors, reviewers and readers to place different degrees of prioritisation and importance on supplementary material when including, reading or using them.

The use of supplementary materials during and after submission and publication is patchy, and the perceived value to stakeholders of the work involved in producing, assessing and using them is unclear.<sup>13,15</sup> We conducted a survey to help resolve these uncertainties and to investigate the role of supplementary material in biomedical journal articles from the perspective of authors, peer reviewers and readers.

## METHODS

This survey is registered at [ClinicalTrials.gov](http://ClinicalTrials.gov).

## Sampling

### Journal sampling

Participants were drawn from a sample of 17 of BMJ Publishing Group's biomedical journals (online supplementary appendix 1). Journals varied in size and impact factor but each has a website and publishes supplementary material.

### Participant sampling

One author (SS) downloaded contact details of all corresponding authors who submitted a full-length original research submission to one of the 17 journals in 2013 and all peer reviewers who had completed a review of a research submission for one of the journals in 2014 from the journal manuscript tracking systems. She used Microsoft Excel to remove duplicates from within each journal subsample and then across author/reviewer samples for all journals based on the person's email address. We sent each sampled email address an invitation to just one of the three surveys, but it is possible some duplicates remained if an individual had more than one email address in the manuscript tracking systems. We excluded potential participants if they had previously opted out of receiving BMJ communications or had participated in a BMJ research survey within the previous 6 months.

Two-thirds of the authors were randomly assigned to receive the Author Survey, two-thirds of the peer reviewers were randomly assigned to receive the Reviewer Survey and one-third of each sample was randomised to receive the Reader Survey, under the assumption that all participants were likely to be readers of journal articles.

### Questionnaire administration

The surveys were developed by the researchers and piloted with 45 volunteers to check for ambiguous questions. The surveys were revised based on this feedback before launching.

Participants were sent an email invitation in November 2016 to complete an online survey administered using SurveyMonkey. Non-respondents were sent up to two reminders. Participants were asked to complete the survey from the perspective of their allocated role to provide information about their use of specific types of supplementary material (study protocol, data collection or extraction forms, data tables and figures, completed reporting guideline checklists and flow diagrams, interview transcripts and raw study data). Survey questions asked who the material is most useful to; the expected use of materials by authors, reviewers and readers; the preferred option for accessing supplementary material and if and where supplementary material should be published. The questions and response categories for each of the survey instruments are shown in online supplementary appendices 2-4.

### Statistical analysis

Data were exported into Excel, cleaned and anonymised prior to analysis. All statistical analyses were conducted in

**Table 1** Characteristics of respondents

	Authors	Readers	Reviewers	Overall
Number (%) of sample	819 (28.5)	911 (31.7)	1142 (39.8)	2872 (100)
Mean (SD) number of years as an active researcher	4.4 (1.96)	4.6 (1.98)	5.3 (2.89)	4.8 (2.41)
Approximate number of research papers published as author or coauthor—median (IQR)	36 (68.5)	41 (75)	51 (77)	46 (81)
Number (%) on how frequently they read articles in medical journals				
Very frequently	377 (46.0)	462 (54.2)	628 (55.0)	1467 (51.1)
Frequently	337 (41.1)	331 (38.8)	383 (33.5)	1051 (36.6)
Occasionally	58 (7.1)	58 (6.4)	55 (4.8)	171 (6.0)
Rarely	3 (0.4)	1 (0.1)	7 (0.6)	11 (0.4)
Never	1 (0.1)	1 (0.1)	2 (0.2)	4 (0.1)

SPSS V.22. Descriptive and summary statistics of interval scale variables were calculated using mean and standard deviation (or median and IQR for skewed data), and categorical data as frequency and percentages. Data have been reported from the individual perspectives of authors, readers and reviewers, as well as the aggregated overall perspective.

### Public and patient involvement

Forty-five volunteers piloted the surveys and shared valuable feedback to make the questions clear and unambiguous. These volunteers were community members, physicians, researchers, patients and teachers.

## RESULTS

Online supplementary appendix 5 shows which questions in the surveys pertain to our findings presented below and in the tables and appendices.

### Respondent characteristics

We sent the survey by email to 20 340 people and received 2872 (14%) responses (819 (12%) from authors, 1142 (17%) from peer reviewers and 911 (14%) from those responding as readers); see [table 1](#). The numbers of years as an active researcher were comparable across respondents with a mean of 4.4 years (SD 1.96) for authors, 4.6 years (SD 1.98) for readers and 5.3 years (SD 2.89) for reviewers. The approximate number of research papers reported as published by respondents was a median of 46 overall (36 for authors, 41 for readers, 51 for reviewers, which are statistically different across the groups: independent samples Kruskal-Wallis test  $p < 0.001$ ) but with a spread of experience (IQR: 81 research papers). More than 87% of respondents read articles in medical journals either frequently or very frequently. Respondents are from an international sample, with authors from 65 countries, reviewers from 57 and readers from 53 countries.

### Respondent's interaction with supplementary material

When recalling what supplementary material was contained in their last article submitted, authors stated including additional tables of data (74%) or additional

figures (57%) most frequently, followed by checklists for relevant reporting guidelines (39%). Readers recalled reading additional tables of data (67%) or additional figures (53%), followed by study protocol (23%). Over 80% of reviewers recalled the use of additional figures and tables of data in articles they peer reviewed sometimes or often, in contrast to more than 80% reporting rarely seeing raw study data or interview transcripts (online supplementary appendix 6).

### Preferred option for accessing supplementary material

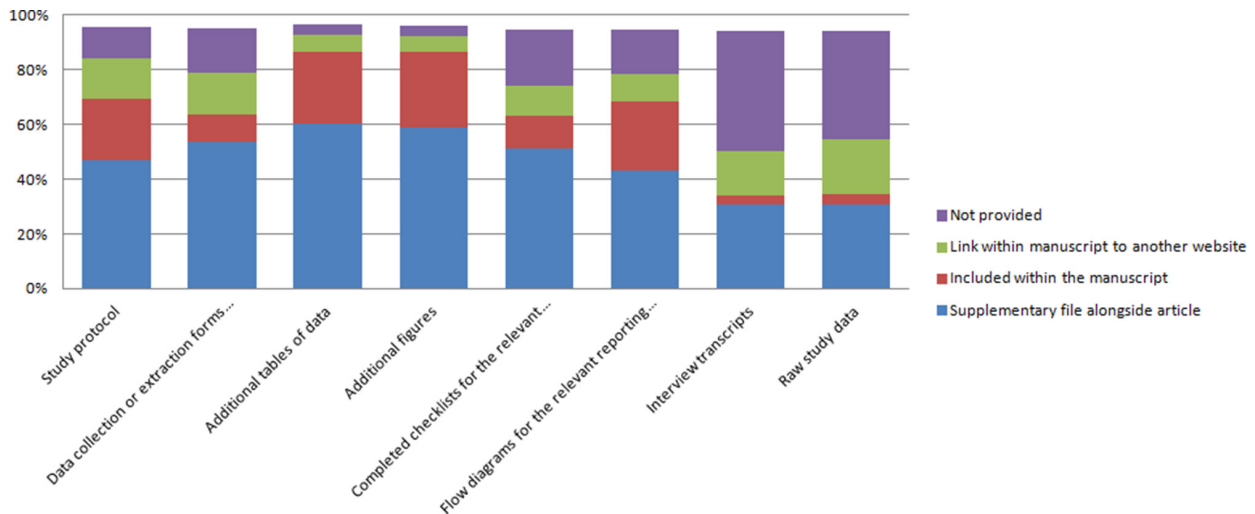
Overall (n=2872) respondents' preferred option for accessing tables of data and additional figures was as supplementary files alongside the article (60% and 59%, respectively), while 50% chose this as their preferred option for data collection forms and completed checklists for relevant reporting guidelines. In contrast, 40% of respondents preferred that interview transcripts and raw study data would not be made available (see [figure 1](#) for overall data and online supplementary appendix 7 for responses by group).

The open-text responses to accessing supplementary materials also showed common sentiment across readers, reviewers and authors; as illustrated by this quote *'It depends on the type of research and my purpose for accessing it. If I am only reading for enjoyment or for an overview of the topic I seldom look at supplementary materials but to replicate the research or to further verify the authors findings or methods, the supplementary materials provide nuances the paper does not.'*

### Who the material is most useful to

[Figure 2](#) shows the overall views of who each type of supplementary material is most useful to, from the total of 2872 respondents. Additional tables of data and additional figures were deemed to be most useful to readers (>65%), while the study protocol and data collection/extraction forms were deemed most useful to peer reviewers (>40%), in contrast to the completed checklists which were deemed most relevant to journal editors (40%).

[Table 2](#) (and online supplementary appendix 8) further stratifies these opinions by allocated group, which



**Figure 1** Overall views of preferred option for providing/reading/receiving supplementary material (n=2872).

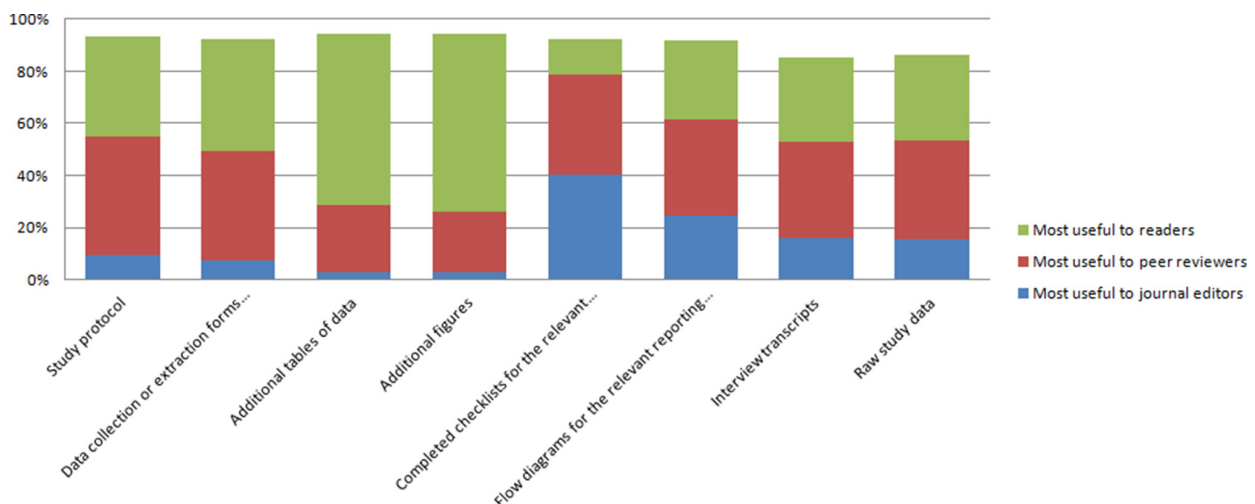
reveals similar trends to those given overall. For instance, additional tables of data were regarded as most useful to readers (58%–72%) by all groups (authors, reviewers and readers), while checklists were perceived as more useful to journal editors or peer reviewers rather than readers (36%–45% versus 12%–16%).

#### If and where supplementary material should be published

Figure 3 depicts the overall views on where (each type of) supplementary material should be published, be this on the website alongside the article, on another website, available directly from the authors, or that it does not need to be available. The responses are not mutually exclusive, but more than 81% preferred to see additional tables of data and figures on a website along with the article. In contrast, respondents preferred interview transcripts (37%) and raw study data (39%) to be available by contacting the article's corresponding author, with a further 30% and 27% respondents indicating these materials did not need to be made available, respectively. Other

forms of supplementary material, for example, checklists, were perceived variably with responses of either availability on the website along with the article (45%) or of no need to be available (23%). Online supplementary appendix 9 shows that the responses were similar by group.

In the open-text responses, there were multiple requests for inclusion and publication of replicable software codes, dynamic models with the modelling results, statistical models, videos and models for imaging and genetics while others saw no need for supplementary materials stating that the responsibility of the authors was to deliver clear and concise reporting that would fit within the given word limits of a paper. An important consideration noted by some respondents was that some data were restricted and could not be shared without compromising the identities of participants particularly in data linkage sets. Respondents stressed the need for improved navigation both of the website to access the materials and of the materials themselves in terms of labelling, ordering and readability.



**Figure 2** Overall views on who each type of supplementary material are most useful to (n=2872).



**Table 2** Author, reviewer and reader perspectives on the value of additional tables of data, completed checklists for reporting guidelines and raw study data by group\*†

Group	No/total no (%) most useful to		
	To journal editors	To peer reviewers	To readers
<b>Additional tables of data</b>			
Authors	29/819 (4)	187/819 (23)	564/819 (69)
Reviewers	32/1142 (3)	384/1142 (34)	662/1142 (58)
Readers	25/911 (3)	172/911 (19)	659/911 (72)
Overall	68/2872 (3)	743/2872 (26)	1885/2872 (66)
<b>Completed checklists for reporting guidelines</b>			
Authors	365/819 (45)	291/819 (36)	96/819 (12)
Reviewers	453/1142 (40)	414/1142 (36)	186/1142 (16)
Readers	340/911 (37)	394/911 (43)	117/911 (13)
Overall	1158/2872 (40)	1099/2872 (38)	399/2872 (14)
<b>Raw study data</b>			
Authors	120/819 (15)	309/819 (38)	276/819 (34)
Reviewers	207/1142 (18)	767/1142 (35)	385/1142 (34)
Readers	119/911 (13)	387/911 (42)	283/911 (31)
Overall	446/2872 (16)	1093/2872 (38)	944/2872 (33)

\*Percentages do not sum to 100% across each row because some respondents did not answer every question.

†A table showing the responses for *all* types of supplementary material is given in our online supplementary material.

It was suggested that supplementary materials for an article should be downloadable as a single zipped file.

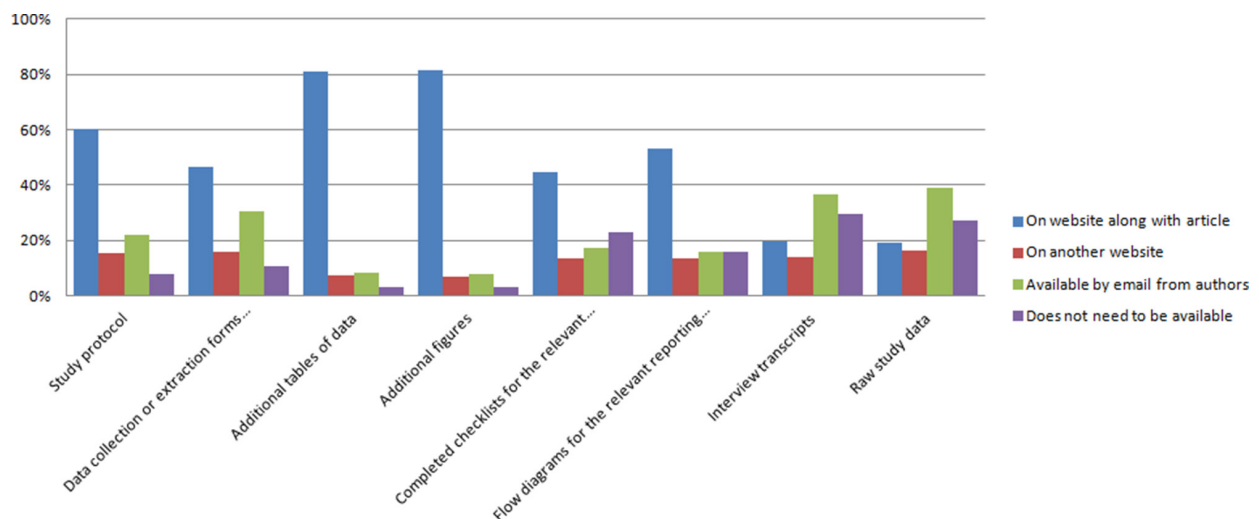
#### Expected use of materials by authors, reviewers and readers

Almost half the authors who responded expect that peer reviewers should routinely read all supplementary material. But on asking reviewers what they do with supplementary material, 8%–16% ignored completed checklists, flow diagrams, interview transcripts and raw study data, with 11%–26% saying it depended on the manuscript. We found that only additional tables of data and additional figures were being routinely read entirely, at approximately 60%, with other categories below 36%. In response to the

question about what they usually do with supplementary materials, no more than 27% of readers responded that they routinely read all of any type of supplementary material, with 30%–40% ignoring completed checklists, flow diagrams, interview transcripts and raw study data (see online supplementary appendix 10–12).

#### DISCUSSION

In general, authors, reviewers and readers expressed a preference for supplementary material that provided additional tables over completed reporting checklists or



**Figure 3** Overall views on where supplementary material should be published (n=2872).

# Explore Litigation Insights

Docket Alarm provides insights to develop a more informed litigation strategy and the peace of mind of knowing you're on top of things.

## Real-Time Litigation Alerts



Keep your litigation team up-to-date with **real-time alerts** and advanced team management tools built for the enterprise, all while greatly reducing PACER spend.

Our comprehensive service means we can handle Federal, State, and Administrative courts across the country.

## Advanced Docket Research



With over 230 million records, Docket Alarm's cloud-native docket research platform finds what other services can't. Coverage includes Federal, State, plus PTAB, TTAB, ITC and NLRB decisions, all in one place.

Identify arguments that have been successful in the past with full text, pinpoint searching. Link to case law cited within any court document via Fastcase.

## Analytics At Your Fingertips



Learn what happened the last time a particular judge, opposing counsel or company faced cases similar to yours.

Advanced out-of-the-box PTAB and TTAB analytics are always at your fingertips.

## API

Docket Alarm offers a powerful API (application programming interface) to developers that want to integrate case filings into their apps.

## LAW FIRMS

Build custom dashboards for your attorneys and clients with live data direct from the court.

Automate many repetitive legal tasks like conflict checks, document management, and marketing.

## FINANCIAL INSTITUTIONS

Litigation and bankruptcy checks for companies and debtors.

## E-DISCOVERY AND LEGAL VENDORS

Sync your system to PACER to automate legal marketing.