





Product Sheet

Pseudomonas aeruginosa (ATCC® 10145™)

Please read this **FIRST**



Storage Temp.
Frozen: -80°C or colder
Freeze-Dried: 2°C to 8°C
Live Culture: See Propagation Section



Biosafety Level
2

Intended Use

This product is intended for research use only. It is not intended for any animal or human therapeutic or diagnostic use.

Citation of Strain

If use of this culture results in a scientific publication, it should be cited in that manuscript in the following manner: *Pseudomonas aeruginosa* (ATCC® 10145™)

American Type Culture Collection
PO Box 1549
Manassas, VA 20108 USA
www.atcc.org

800.638.6597 or 703.365.2700
Fax: 703.365.2750
Email: Tech@atcc.org

Or contact your local distributor

Description

Designation: [CCEB 481, MDB strain BU 277, NCIB 8295, NCPPB 1965, NCTC 10332, NRRL B-771, R. Hugh 815]

Deposited Name: *Pseudomonas aeruginosa* (Schroeter) Migula

Product Description: Type strain. Positive control for molecular detection in bioaerosols. Quality control strain for API and Sensititre products. Used in bacterial resistance testing of adhesives and paint.

Propagation

Medium

ATCC® Medium 3: Nutrient agar or nutrient broth

Growth Conditions

Temperature: 37°C

Atmosphere: Aerobic

Propagation Procedure

1. Open vial according to enclosed instructions.
2. From a single tube of #3 broth (5 to 6 mL), withdraw approximately 0.5 to 1.0 mL with a Pasteur or 1.0 mL pipette and use to rehydrate the entire pellet.
3. Aseptically transfer the rehydrated pellet back into the broth tube. Mix well.
4. Use several drops of this suspension to inoculate an additional broth tube, a #3 agar slant and/or a plate.
5. Incubate the tubes and plate at 37°C for 24 hours.

Notes

This strain produces two types of diffusible pigment that may mask each other:

1. Fluorescein: diffusible, green or yellow-green in color, and exhibits fluorescence with short-wave UV light (254 nm). Production is enhanced by growth in an iron-deficient medium.
2. Pyocyanine: diffusible, blue, a chloroform-soluble pigment characteristic of *Pseudomonas aeruginosa*. Incubate in the dark as broad-spectrum light may inactivate this pigment.

The basic requirements for pigment production are not well known, and thus color production by the pseudomonads has been an erratic property that may be lost with repeated subculturing. However, this strain has remained stable.

Additional information on this culture is available on the ATCC® web site at www.atcc.org.

References

References and other information relating to this product are available online at www.atcc.org.

Biosafety Level: 2

Appropriate safety procedures should always be used with this material. Laboratory safety is discussed in the current publication of the *Biosafety in Microbiological and Biomedical Laboratories* from the U.S. Department of Health and Human Services Centers for Disease Control and Prevention and National Institutes for Health.

ATCC Warranty

The viability of ATCC® products is warranted for 30 days from the date of shipment, and is valid only if the product is stored and cultured according to the information included on this product information sheet. ATCC lists the media formulation that has been found to be effective for this strain. While other, unspecified media may also produce satisfactory results, a change in media or the absence of an additive from the ATCC recommended media may affect recovery, growth and/or function of this strain. If an alternative medium formulation is used, the ATCC warranty for viability is no longer valid.

Disclaimers

This product is intended for laboratory research purposes only. It is not intended for use in humans. While ATCC uses reasonable efforts to include accurate and up-to-date information on this product



Product Sheet

Pseudomonas aeruginosa (ATCC® 10145™)


sheet, ATCC makes no warranties or representations as to its accuracy. Citations from scientific literature and patents are provided for informational purposes only. ATCC does not warrant that such information has been confirmed to be accurate.

This product is sent with the condition that you are responsible for its safe storage, handling, and use. ATCC is not liable for any damages or injuries arising from receipt and/or use of this product. While reasonable effort is made to ensure authenticity and reliability of strains on deposit, ATCC is not liable for damages arising from the misidentification or misrepresentation of cultures.


Please see the enclosed Material Transfer Agreement (MTA) for further details regarding the use of this product. The MTA is also available on our Web site at www.atcc.org

Additional information on this culture is available on the ATCC web site at www.atcc.org.
© ATCC 2015. All rights reserved. ATCC is a registered trademark of the American Type Culture Collection. [06/05]

Please read this FIRST



Storage Temp.
Frozen: -80°C or colder
Freeze-Dried: 2°C to 8°C
Live Culture: See Propagation Section



Biosafety Level
2

Intended Use

This product is intended for research use only. It is not intended for any animal or human therapeutic or diagnostic use.

Citation of Strain

If use of this culture results in a scientific publication, it should be cited in that manuscript in the following manner: *Pseudomonas aeruginosa* (ATCC® 10145™)

American Type Culture Collection
PO Box 1549
Manassas, VA 20108 USA
www.atcc.org

800.638.6597 or 703.365.2700
Fax: 703.365.2750
Email: Tech@atcc.org

Or contact your local distributor



Find authenticated court documents without watermarks at docketalarm.com.