




Product Sheet

Bacillus subtilis subsp. subtilis (ATCC® 6051™)

Please read this **FIRST**

Storage Temp.
Frozen: -80°C or colder
Freeze-Dried: 2°C to 8°C
Live Culture: See Propagation Section

 Biosafety Level
1

Intended Use

This product is intended for research use only. It is not intended for any animal or human therapeutic or diagnostic use.

Citation of Strain

If use of this culture results in a scientific publication, it should be cited in that manuscript in the following manner: *Bacillus subtilis subsp. subtilis* (ATCC® 6051™)

American Type Culture Collection
PO Box 1549
Manassas, VA 20108 USA
www.atcc.org

800.638.6597 or 703.365.2700
Fax: 703.365.2750
Email: Tech@atcc.org

Or contact your local distributor

Description

Designation: Marburg strain [ATCC 6051-U, CCM 2216, CCRC 10255, CCUG 163B, CFBP 4228, CIP 52.65, DSM 10, IAM 12118, IFO 12210, IFO 13719, IFO 16412, IMET 10758, JCM 1465, LMG 7135, NCAIM B.01095, NCCB 32009, NCCB 53016, NCCB 70064, NCFB 1769, NCIB 3610, NCTC 3610, NRRL B-4219, NRS 1315, NRS 744, VKM B-501]

Deposited Name: *Bacillus subtilis* (Ehrenberg) Cohn

Product Description: Type strain. Bacteriophage host.

Propagation

Medium

ATCC® Medium 3: Nutrient agar or nutrient broth

Growth Conditions

Temperature: 30°C

Atmosphere: Aerobic

Propagation Procedure

1. Open the freeze-dried vial according to enclosed instructions.
2. Using a single tube of #3 broth (5 to 6 mL), withdraw approximately 0.5 to 1.0 mL with a Pasteur or 1.0 mL pipette. Rehydrate the entire pellet.
3. Aseptically transfer this aliquot back into the broth tube. Mix well.
4. Use several drops of the suspension to inoculate a #3 slant, and/or plate.
5. Incubate all tubes and plates at 30°C for 24 hours.

Notes

On #3 agar two colony types are observed. 1) Circular, entire, low convex, shiny and opaque. 2) Irregular, rough, flat and opaque. The two colony types by 16S sequencing are identical genus and species. Growth is observed after 24 hours. Growth may be poor in broth incubated statically, but heavy on agar.

This strain has been cited for use in bacterial resistance testing of latex paint (Machemer WE, 1979), blood screening for phenylketonuria (Guthrie R, 1961), and accumulation of metal ions from aqueous solutions (Brierley JA *et al.*, 1990). This strain has also been cited as able to produce isoprene (Kuzma J *et al.*, 1995). Available as Uniplus™ ATCC® 6051-U™

Additional information on this culture is available on the ATCC® web site at www.atcc.org.

References

References and other information relating to this product are available online at www.atcc.org.

Biosafety Level: 1

Appropriate safety procedures should always be used with this material. Laboratory safety is discussed in the current publication of the *Biosafety in Microbiological and Biomedical Laboratories* from the U.S. Department of Health and Human Services Centers for Disease Control and Prevention and National Institutes for Health.

ATCC Warranty

The viability of ATCC® products is warranted for 30 days from the date of shipment, and is valid only if the product is stored and cultured according to the information included on this product information sheet. ATCC lists the media formulation that has been found to be effective for this strain. While other, unspecified media may also produce satisfactory results, a change in media or the absence of an additive from the ATCC recommended media may affect recovery, growth and/or function of this strain. If an alternative medium formulation is used, the ATCC warranty for viability is no longer valid.

Disclaimers

This product is intended for laboratory research purposes only. It is not intended for use in humans.


While ATCC uses reasonable efforts to include accurate and up-to-date information on this product sheet, ATCC makes no warranties or representations as to its accuracy. Citations from scientific literature and patents are provided for informational purposes only. ATCC does not warrant that such information has




Product Sheet

***Bacillus subtilis subsp. subtilis* (ATCC® 6051™)**

Please read this **FIRST**



Storage Temp.
Frozen: -80°C or colder
Freeze-Dried: 2°C to 8°C
Live Culture: See Propagation Section



Biosafety Level
1

Intended Use

This product is intended for research use only. It is not intended for any animal or human therapeutic or diagnostic use.

Citation of Strain

If use of this culture results in a scientific publication, it should be cited in that manuscript in the following manner: *Bacillus subtilis subsp. subtilis* (ATCC® 6051™)

been confirmed to be accurate.

This product is sent with the condition that you are responsible for its safe storage, handling, and use. ATCC is not liable for any damages or injuries arising from receipt and/or use of this product. While reasonable effort is made to ensure authenticity and reliability of strains on deposit, ATCC is not liable for damages arising from the misidentification or misrepresentation of cultures.

Please see the enclosed Material Transfer Agreement (MTA) for further details regarding the use of this product. The MTA is also available on our Web site at www.atcc.org

Additional information on this culture is available on the ATCC web site at www.atcc.org.

© ATCC 2013. All rights reserved. ATCC is a registered trademark of the American Type Culture Collection. [08/02]

American Type Culture Collection
PO Box 1549
Manassas, VA 20108 USA
www.atcc.org

800.638.6597 or 703.365.2700
Fax: 703.365.2750
Email: Tech@atcc.org

Or contact your local distributor