

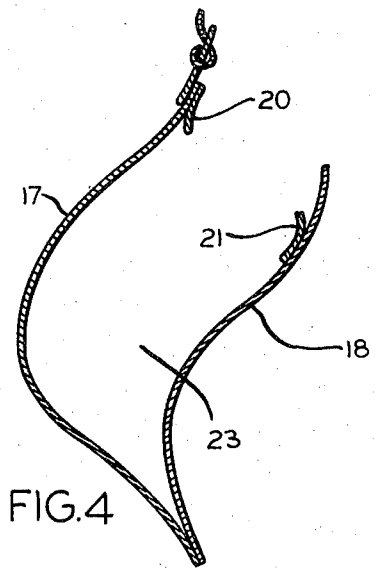
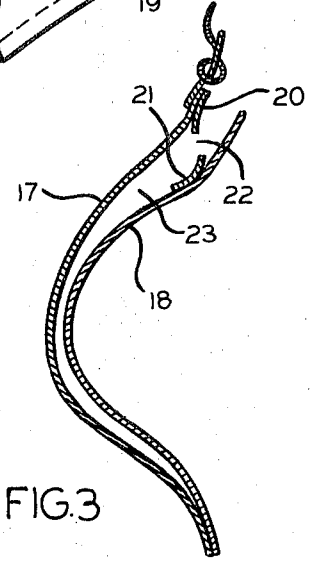
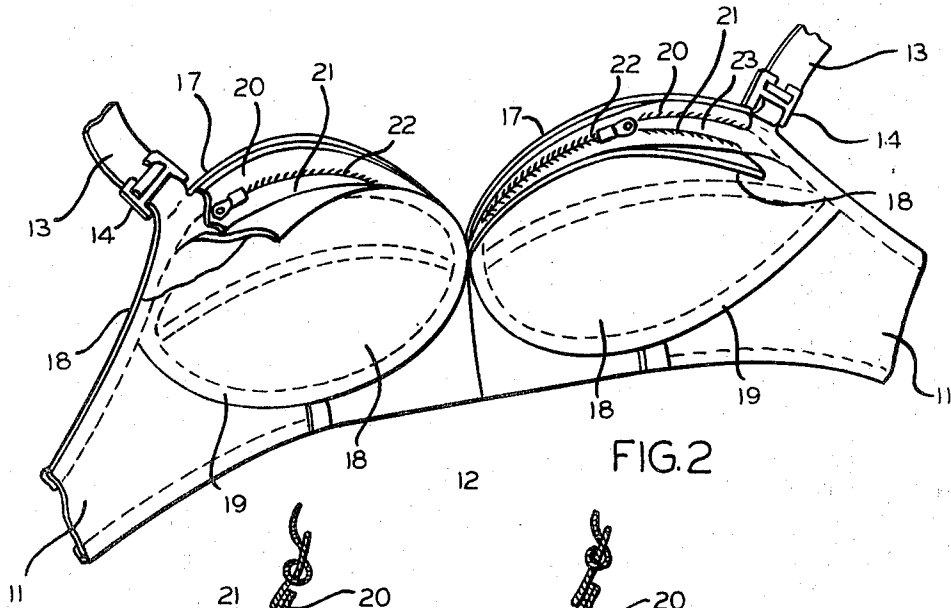
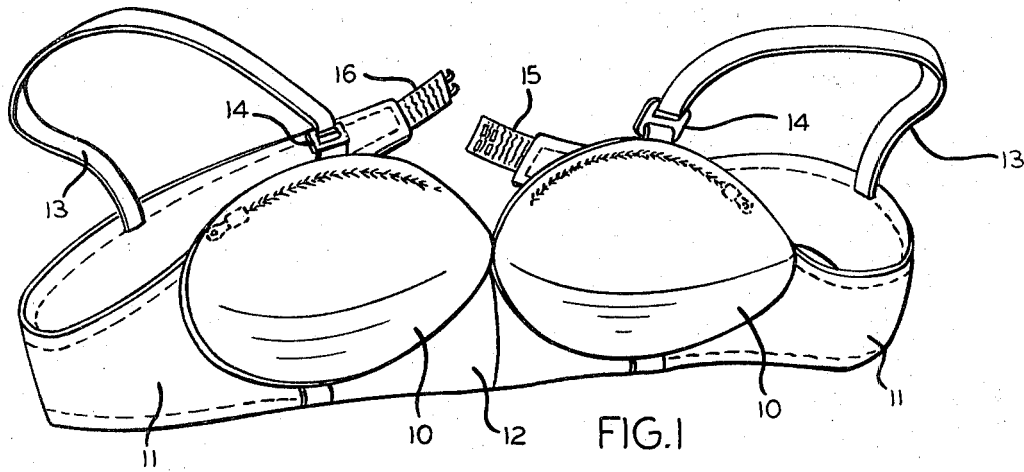
July 7, 1970

D. A. BARG

3,518,998

BRASSIERES

Filed Feb. 8, 1968



INVENTOR  
DORA A. BARG

BY *Attorney*

1

3,518,998  
BRASSIERES  
Dora A. Barg, 4573 N. 30th St.,  
Milwaukee, Wis. 53209

Continuation-in-part of application Ser. No. 551,306,  
May 19, 1966. This application Feb. 8, 1968, Ser.  
No. 703,922

Int. Cl. A41c 3/00

U.S. Cl. 128—513

3 Claims

## ABSTRACT OF THE DISCLOSURE

Improved brassiere includes a brassiere equipped with an opening to provide a pocket that has access means attached thereto.

This invention relates generally to brassieres and more particularly to a brassiere that has a pocket therein for storing valuables, or the like. This is a continuation in part application from corresponding patent application Ser. No. 551,306, filed May 19, 1966, now Pat. No. 3,398,749 and entitled "Brassieres."

The prime object of my invention is to provide a brassiere equipped with a top opening to provide a pocket. Another object of my invention is to provide an outer and inner portion to form the breast cups, which portions are equipped with a sealing means at their upper edges.

Still another object of the invention is to provide a device of the character described that has the sealing means placed in a manner, that will not interfere with the smooth outer and inner surface of the parts constituting the brassieres.

A further object of the invention is to provide a means of making the sealing unit easily accessible.

The conventional brassiere usually consists of an outer and inner portion constituting the conventional breast cups, which may be supported in various ways for the performance of their function, and the prime object of this invention is to seal the outer and inner portions of the breast cups at their upper edges, with a hookless fastener, or the like, thereby producing a pocket for valuables, one that is easily accessible and no conspicuous on the surface of the brassiere's breast cups.

Other and further objects of my invention will become more apparent as the description proceeds, when taken in conjunction with the drawings, in which:

FIG. 1, is a perspective front view of a conventional brassiere, showing the features constituting my invention; the hookless fastener near the upper edge is shown in phantom.

FIG. 2, is a fragmentary perspective rear view of a brassiere, showing the hookless fastener closed at one side, and partially open on the other side, to form a pocket.

FIG. 3, is a fragmentary cross-sectional view of the brassiere, showing the outer and inner sections, which are supported and sealed by a hookless fastener at their upper edge.

FIG. 4, is a similar view showing the inner section separated from the outer section to provide a pocket.

Similar characters of reference indicate corresponding parts throughout the several views, and referring now to the same, the character 10 shows conventional breast cups (see FIG. 1), supported by a body portion shown as 11, having an elastic center portion 12. This body portion 11

2

which are shown adjustable by means of the elements shown as 14. The body portion 11 is shown equipped with an elastic member 15 having eyelets, and another elastic member 16 is equipped with a plurality of hooks.

The breast cups 10 consist of an outer section 17 and an inner section 18 (see FIGS. 3 and 4), and these sections 17 and 18 are attached to one another along the peripheral edge at the side and bottom areas as shown as 19 in FIG. 2, in any convenient and efficient manner.

The breast cup sections 17 and 18 are provided with portions 20 and 21 respectively, which portions support a hookless fastener shown as 22, however, any other means of fastening may be employed, such as clamps, or the like (not shown).

The upper edges of the sections 17 and 18 form an area to form a pocket 23 when the hookless fastener 22 is opened. The hookless fastener or zipper 22 supported by the portions 20 and 21, is concealed from view by flap 18a so that it will not be noticeable in the general appearance of the brassiere when in use and will not abut the skin of the wearer.

The pocket 23 formed by the sections 17 and 18 of the breast cups, is easily accessible to the user, inasmuch as the hookless fastener or zipper 22 is in direct alignment with the radial upper edges of the breast cups 10.

The above description shows the construction of the device and its function and purpose. The construction is specific, as shown, but may be varied in many ways without effecting the operativeness of the device, and I reserve the rights to make such changes without departing from the spirit of my invention, or the scope of the appended claims.

Having thus described my invention, what I claim and desire to secure by Letters Patent in the United States is:

1. An improved brassiere having a pocket portion therein comprising:

breast cups having an inner portion that is formed to conform to the contour of one of the breasts of a body and an outer portion having a corresponding conical shape and being attached to said inner portion in such a manner to form a pocket,

access means between said outer and inner portions for attaching a portion of said outer portion and said inner portion, said access means is located proximate to the top of said brassiere cup, and means for concealing said access means, said means for concealing comprises edge portions attached to both the inner and outer portions and disposed between said inner and outer portion for supporting said access means, and flap means integral to said inner portion extending above the edge portion attached to said inner portion whereby said access means is not visible from the outside thereof.

2. An improved brassiere, as defined in claim 1, wherein said inner and outer portions are attached to each other at the outer edges thereof.

3. An improved brassiere, as defined in claim 2, wherein said access means includes a zipper means across said inner and outer portions.

## References Cited

### UNITED STATES PATENTS

2,920,628	1/1960	York	128—513
2,421,561	6/1947	Hunau	128—478
2,258,209	10/1941	De Jorio	128—478