

# LegalMetric

## **LegalMetric Individual Judge Report** **Judge Leo Sorokin** **Patent Cases** **June 2014 to April 2023**

This report contains confidential and proprietary information of LegalMetric, Inc.

The information contained in this report is obtained from the official docket records of the federal courts. No attempt has been made to correct that data. For example, cases may be misclassified in the official docket records. In addition, cases are classified only by the primary cause of action. Cases having multiple causes of action are analyzed only under the primary cause of action identified on the official court docket.

LegalMetric, Inc. is not a law firm, does not provide legal advice, and is not engaged in the practice of law. No attorney-client relationship exists between LegalMetric, Inc. and any user of its products. LegalMetric provides statistical and analytical information to anyone who desires to purchase that information. Any purchaser of LegalMetric products who wants legal advice should hire an attorney.

## Overview:

### Total Cases and Judgments

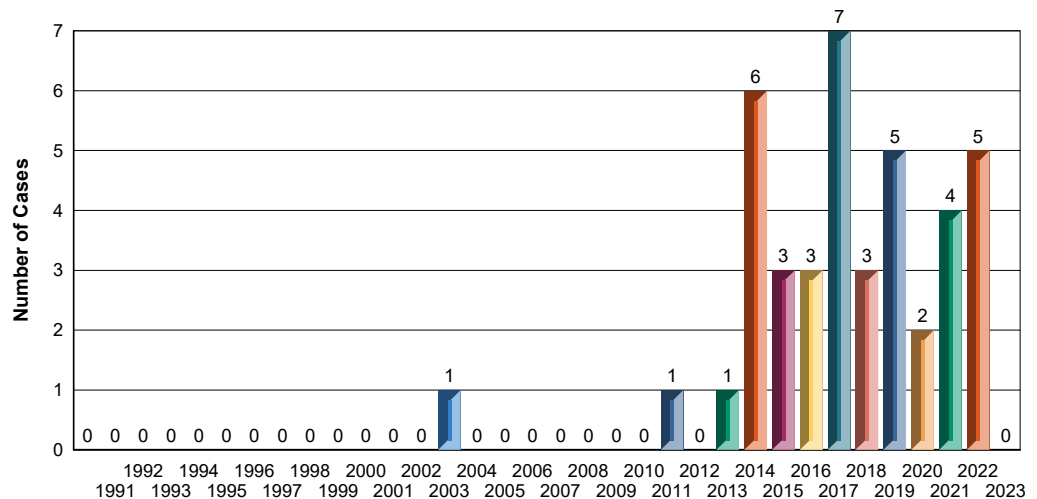
Judge Sorokin was appointed to the bench on June 10, 2014. This judge has been assigned 41 patent cases. Of these, 40 cases have been terminated. There have been judgments in favor of a party (includes consent and default judgments) in 5 case(s). The patent owner prevailed in 20.0% of these cases (while the accused infringer prevailed in 80.0% of these cases). (Note: In those instances where the judge previously served as a magistrate, earlier rulings issued while the judge was a magistrate are included in this report.)

	Nation	Sorokin		Total
Overall Win Rate	54.7	20.0	Overall Win Rate	20.0
Contested Win Rate	21.5	20.0	Contested Win Rate	20.0
Trial Win Rate	62.2	50.0	Trial Win Rate	50.0
Pendency (All Cases)	12.3	12.3	Pendency (All Cases)	12.3
Judgment Pendency	21.3	22.9	Judgment Pendency	22.9
Contested Pendency	27.2	22.9	Contested Pendency	22.9
Trial Pendency	37.3	46.2	Trial Pendency	46.2

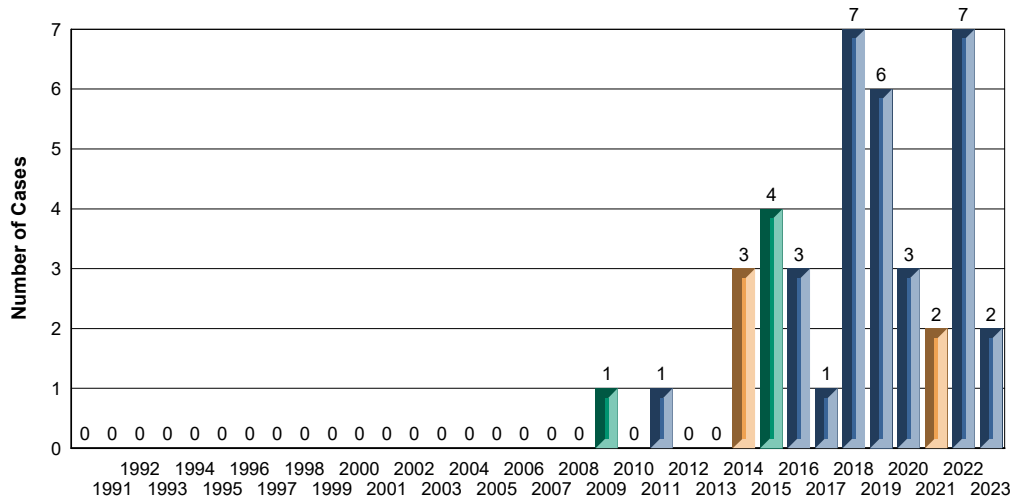
**Color Scheme:** Red in the table above indicates a win rate more than 10% more favorable to the ACCUSED INFRINGER than the national average, or a pendency time at least 6 months SLOWER than the national average. Yellow indicates a win rate from 0% to 10% more favorable to the ACCUSED INFRINGER than the national average, or a pendency time from 0 to 6 months SLOWER than the national average. Bright (lime) green indicates a win rate from 0% to 10% more favorable to the PATENTEE than the national average, or a pendency time from 0 to 6 months FASTER than the national average. And dark green indicates a win rate more than 10% more favorable to the PATENTEE than the national average, or a pendency time over 6 months FASTER than the national average.

The number of patent cases assigned to Judge Sorokin by year is shown in the chart to the right. Note that this includes cases filed in previous years and reassigned to this judge, where applicable.

### Number of Cases Filed, by Year

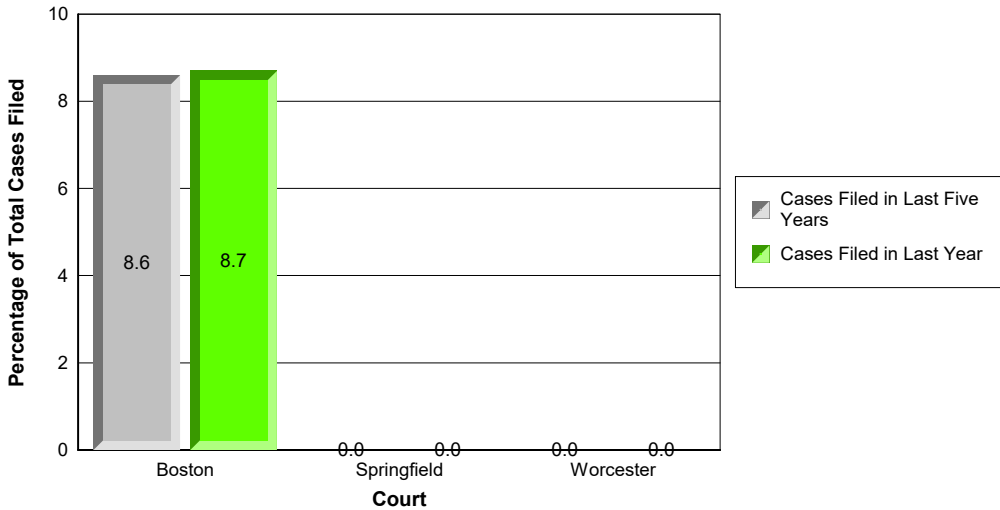


## Number of Cases Decided, by Year



The number of patent cases decided by Judge Sorokin by year is shown in the chart to the left. This can include cases decided earlier which are subsequently assigned to this judge for post-decision rulings.

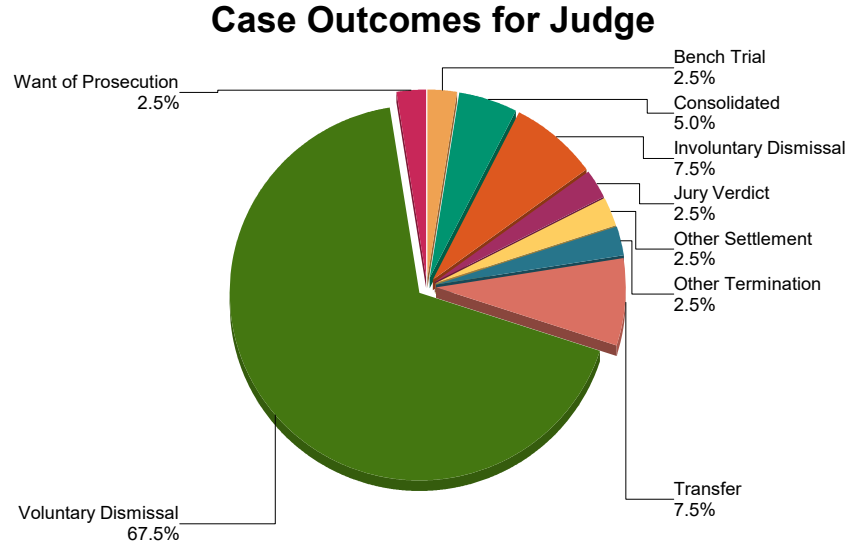
## One- and Five-Year Percentage of Cases for This Judge



**Fraction of Cases Assigned to This Judge, By Court:** The fraction of cases assigned to this judge by court (and division if applicable) is shown in the chart to the left and in the table below. The figures are further broken out by percentage of cases filed in the previous five years and by percentage of cases filed in the previous year.

	Total	
	Percentage of Cases Filed in Last Five Years	Percentage of Cases Filed in Last Year
<b>Total</b>	7.8	7.4
<b>Boston</b>	8.6	8.7
<b>Springfield</b>	0.0	0.0
<b>Worcester</b>	0.0	0.0

**Patent Case Outcomes for Judge Sorokin:** The chart below shows the breakdown, by case outcome, for closed cases of this judge.



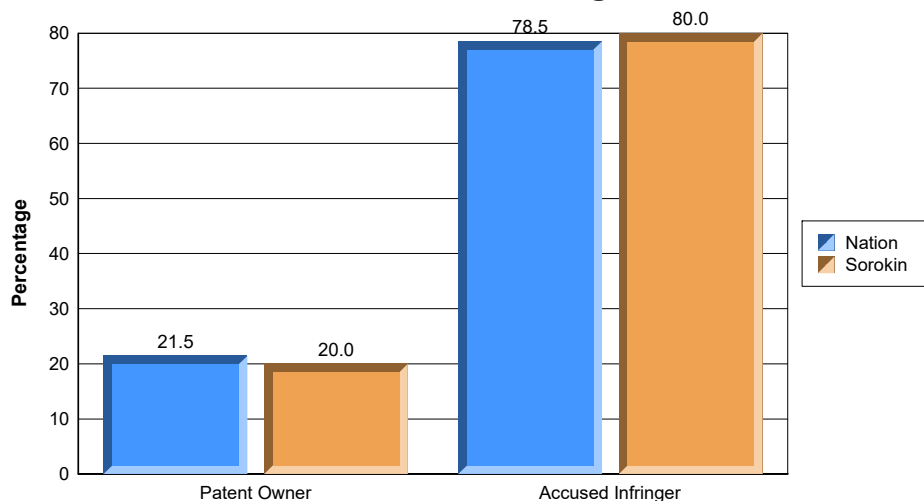
	Total
<b>Total</b>	40
<b>Bench Trial</b>	1
<b>Consolidated</b>	2
<b>Involuntary Dismissal</b>	3
<b>Jury Verdict</b>	1
<b>Other Settlement</b>	1
<b>Other Termination</b>	1
<b>Transfer</b>	3
<b>Voluntary Dismissal</b>	27
<b>Want of Prosecution</b>	1

## Overview:

### Contested Judgments

There have been 5 contested judgments in these cases (does not include consent and default judgments). The patent owner prevailed in 20.0% of these cases, while the accused infringer prevailed in 80.0% of these cases. These figures are compared to the corresponding nationwide numbers below. In addition, the patentee contested win rate for the judge by year is shown in the second chart below.

#### Contested Win Rates, Judge v. Nation



# Explore Litigation Insights

Docket Alarm provides insights to develop a more informed litigation strategy and the peace of mind of knowing you're on top of things.

## Real-Time Litigation Alerts



Keep your litigation team up-to-date with **real-time alerts** and advanced team management tools built for the enterprise, all while greatly reducing PACER spend.

Our comprehensive service means we can handle Federal, State, and Administrative courts across the country.

## Advanced Docket Research



With over 230 million records, Docket Alarm's cloud-native docket research platform finds what other services can't. Coverage includes Federal, State, plus PTAB, TTAB, ITC and NLRB decisions, all in one place.

Identify arguments that have been successful in the past with full text, pinpoint searching. Link to case law cited within any court document via Fastcase.

## Analytics At Your Fingertips



Learn what happened the last time a particular judge, opposing counsel or company faced cases similar to yours.

Advanced out-of-the-box PTAB and TTAB analytics are always at your fingertips.

## API

Docket Alarm offers a powerful API (application programming interface) to developers that want to integrate case filings into their apps.

## LAW FIRMS

Build custom dashboards for your attorneys and clients with live data direct from the court.

Automate many repetitive legal tasks like conflict checks, document management, and marketing.

## FINANCIAL INSTITUTIONS

Litigation and bankruptcy checks for companies and debtors.

## E-DISCOVERY AND LEGAL VENDORS

Sync your system to PACER to automate legal marketing.