



US00D529259S

(12) **United States Design Patent**  
**Faagau**

(10) **Patent No.:** **US D529,259 S**  
(45) **Date of Patent:** **\*\* Oct. 3, 2006**

(54) **BRASSIERE WITH POCKETS**  
(76) Inventor: **Susana Faagau**, 246 Montana St., San Francisco, CA (US) 94112  
(\*\*) Term: **14 Years**

D439,027 S \* 3/2001 Randolph ..... D2/708  
D448,541 S \* 10/2001 Robinson ..... D2/706  
6,394,879 B1 \* 5/2002 Paige ..... 450/38  
6,401,257 B1 \* 6/2002 Tsuruta ..... 2/266  
6,517,410 B1 2/2003 Underhill

(21) Appl. No.: **29/251,780**  
(22) Filed: **Jan. 13, 2006**  
(51) **LOC (8) Cl.** ..... **02-01**  
(52) **U.S. Cl.** ..... **D2/706; D2/857**  
(58) **Field of Classification Search** ..... D2/706,  
D2/717, 840, 857; 2/247-254; 450/11, 17,  
450/36, 30-32, 41, 53-56, 81, 89, 95  
See application file for complete search history.

**FOREIGN PATENT DOCUMENTS**

FR 2558347 A1 \* 7/1985

\* cited by examiner

*Primary Examiner*—Ian Simmons  
*Assistant Examiner*—R. Johnson

(57) **CLAIM**

I claim the ornamental design for a brassiere with pockets, as shown and described.

(56) **References Cited**

**U.S. PATENT DOCUMENTS**

1,112,805 A \* 10/1914 Kaufman ..... 2/113  
1,391,936 A \* 9/1921 Bosky ..... 450/1  
2,047,230 A \* 7/1936 Schneider ..... 264/324  
2,624,881 A \* 1/1953 Lee ..... 450/89  
D179,608 S \* 1/1957 Miller ..... D2/706  
D241,189 S 8/1976 Clark  
D280,778 S \* 10/1985 Gamm ..... D2/905  
D283,365 S \* 4/1986 Gamm ..... D2/905  
5,155,869 A 10/1992 Ralli  
5,496,205 A \* 3/1996 Lee ..... 450/89  
D373,237 S \* 9/1996 Vass-Betts ..... D2/710  
D375,611 S \* 11/1996 Cannon ..... D2/857  
5,573,441 A 11/1996 Smith  
5,833,515 A \* 11/1998 Shahbazian et al. .... 450/38  
D409,200 S 5/1999 Cooper  
6,176,761 B1 1/2001 Underhill

**DESCRIPTION**

A visually discrete ornamental design for a brassiere modified to hold storage pockets to store valuables such as money, keys, identification, credit cards, jewellery, etc during transit. In addition, small discrete rectangular pockets are positioned within the interior of one or both of the brassiere cups.

FIG. 1 is a front elevational view of a brassiere with pockets showing my new design;

FIG. 2 is a rear elevational view thereof;

FIG. 3 is a left side elevational view thereof;

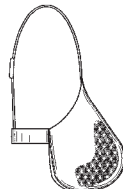
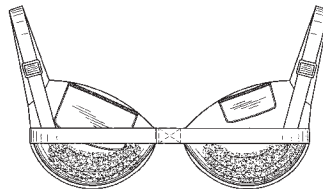

FIG. 4 is a right side elevational view thereof;

FIG. 5 is a top plan view thereof; and,

FIG. 6 is a bottom plan view.

The broken line shown in FIG. 2 represents stitching.

**1 Claim, 2 Drawing Sheets**






FIG. 1

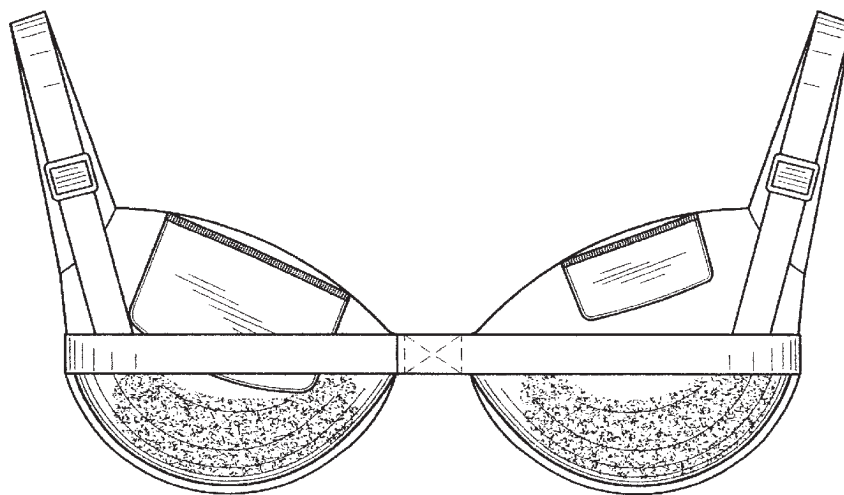


FIG. 2

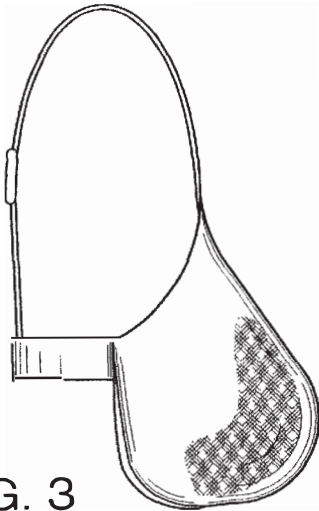


FIG. 3

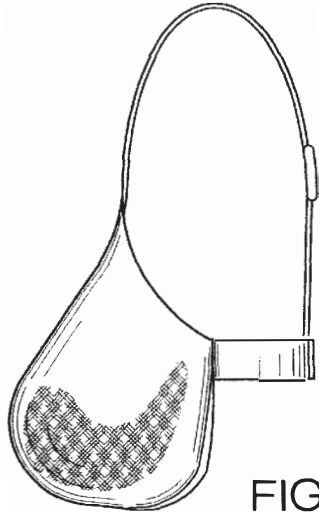


FIG. 4

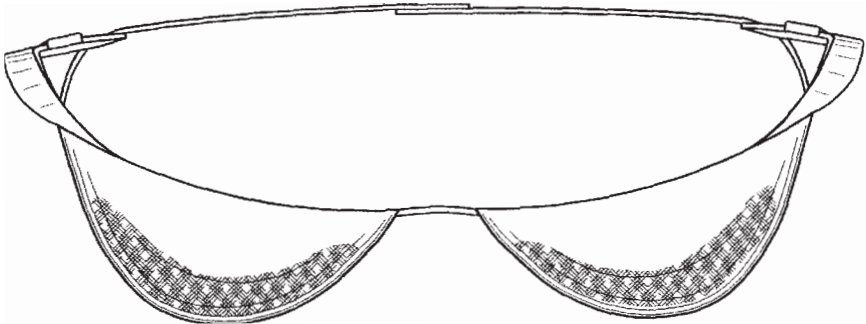


FIG. 5

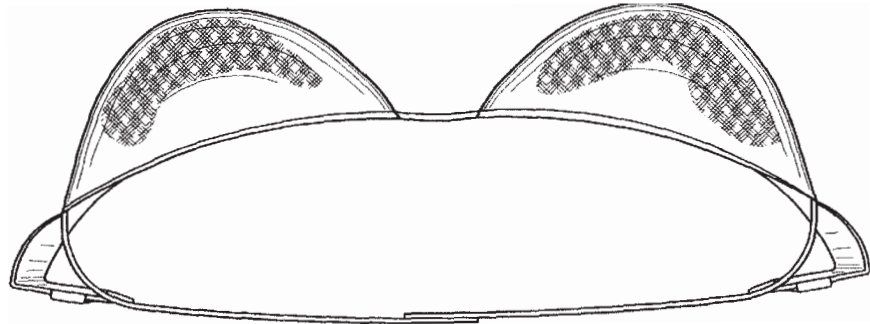


FIG. 6