

AO 120 (Rev. 08/10)

TO: Mail Stop 8 Director of the U.S. Patent and Trademark Office P.O. Box 1450 Alexandria, VA 22313-1450	REPORT ON THE FILING OR DETERMINATION OF AN ACTION REGARDING A PATENT OR TRADEMARK
---	---

In Compliance with 35 U.S.C. § 290 and/or 15 U.S.C. § 1116 you are hereby advised that a court action has been filed in the U.S. District Court Eastern District of Texas on the following
 Trademarks or Patents. (the patent action involves 35 U.S.C. § 292.);

DOCKET NO. 2:22-cv-00210	DATE FILED 6/17/2022	U.S. DISTRICT COURT Eastern District of Texas
PLAINTIFF DYNAPASS IP HOLDINGS LLC		DEFENDANT BANK OF AMERICA CORPORATION AND BANK OF AMERICA, N.A.
PATENT OR TRADEMARK NO.	DATE OF PATENT OR TRADEMARK	HOLDER OF PATENT OR TRADEMARK
1 6,993,658	1/31/2006	DYNAPASS IP HOLDINGS LLC
2		
3		
4		
5		

In the above—entitled case, the following patent(s)/ trademark(s) have been included:

DATE INCLUDED	INCLUDED BY <input type="checkbox"/> Amendment <input type="checkbox"/> Answer <input type="checkbox"/> Cross Bill <input type="checkbox"/> Other Pleading	
PATENT OR TRADEMARK NO.	DATE OF PATENT OR TRADEMARK	HOLDER OF PATENT OR TRADEMARK
1		
2		
3		
4		
5		

In the above—entitled case, the following decision has been rendered or judgement issued:

DECISION/JUDGEMENT

CLERK	(BY) DEPUTY CLERK	DATE
-------	-------------------	------

Copy 1—Upon initiation of action, mail this copy to Director Copy 3—Upon termination of action, mail this copy to Director
 Copy 2—Upon filing document adding patent(s), mail this copy to Director Copy 4—Case file copy

AO 120 (Rev. 08/10)

TO: Mail Stop 8 Director of the U.S. Patent and Trademark Office P.O. Box 1450 Alexandria, VA 22313-1450	REPORT ON THE FILING OR DETERMINATION OF AN ACTION REGARDING A PATENT OR TRADEMARK
---	---

In Compliance with 35 U.S.C. § 290 and/or 15 U.S.C. § 1116 you are hereby advised that a court action has been filed in the U.S. District Court Eastern District of Texas on the following
 Trademarks or Patents. (the patent action involves 35 U.S.C. § 292.);

DOCKET NO. 2:22-cv-00213	DATE FILED 6/17/2022	U.S. DISTRICT COURT Eastern District of Texas
PLAINTIFF DYNAPASS IP HOLDINGS LLC		DEFENDANT PLAINSCAPITAL BANK AND HILLTOP HOLDINGS INC.
PATENT OR TRADEMARK NO.	DATE OF PATENT OR TRADEMARK	HOLDER OF PATENT OR TRADEMARK
1 6,993,658	1/31/2006	DYNAPASS IP HOLDINGS LLC
2		
3		
4		
5		

In the above—entitled case, the following patent(s)/ trademark(s) have been included:

DATE INCLUDED	INCLUDED BY <input type="checkbox"/> Amendment <input type="checkbox"/> Answer <input type="checkbox"/> Cross Bill <input type="checkbox"/> Other Pleading	
PATENT OR TRADEMARK NO.	DATE OF PATENT OR TRADEMARK	HOLDER OF PATENT OR TRADEMARK
1		
2		
3		
4		
5		

In the above—entitled case, the following decision has been rendered or judgement issued:

DECISION/JUDGEMENT

CLERK	(BY) DEPUTY CLERK	DATE
-------	-------------------	------

Copy 1—Upon initiation of action, mail this copy to Director Copy 3—Upon termination of action, mail this copy to Director
 Copy 2—Upon filing document adding patent(s), mail this copy to Director Copy 4—Case file copy

AO 120 (Rev. 08/10)

TO: Mail Stop 8 Director of the U.S. Patent and Trademark Office P.O. Box 1450 Alexandria, VA 22313-1450	REPORT ON THE FILING OR DETERMINATION OF AN ACTION REGARDING A PATENT OR TRADEMARK
---	---

In Compliance with 35 U.S.C. § 290 and/or 15 U.S.C. § 1116 you are hereby advised that a court action has been filed in the U.S. District Court Eastern District of Texas on the following
 Trademarks or Patents. (the patent action involves 35 U.S.C. § 292.);

DOCKET NO. 2:22-cv-00215	DATE FILED 6/17/2022	U.S. DISTRICT COURT Eastern District of Texas
PLAINTIFF DYNAPASS IP HOLDINGS LLC		DEFENDANT REGIONS FINANCIAL CORPORATION AND REGIONS BANK
PATENT OR TRADEMARK NO.	DATE OF PATENT OR TRADEMARK	HOLDER OF PATENT OR TRADEMARK
1 6,993,658	1/31/2006	DYNAPASS IP HOLDINGS LLC
2		
3		
4		
5		

In the above—entitled case, the following patent(s)/ trademark(s) have been included:

DATE INCLUDED	INCLUDED BY <input type="checkbox"/> Amendment <input type="checkbox"/> Answer <input type="checkbox"/> Cross Bill <input type="checkbox"/> Other Pleading	
PATENT OR TRADEMARK NO.	DATE OF PATENT OR TRADEMARK	HOLDER OF PATENT OR TRADEMARK
1		
2		
3		
4		
5		

In the above—entitled case, the following decision has been rendered or judgement issued:

DECISION/JUDGEMENT

CLERK	(BY) DEPUTY CLERK	DATE
-------	-------------------	------

Copy 1—Upon initiation of action, mail this copy to Director Copy 3—Upon termination of action, mail this copy to Director
 Copy 2—Upon filing document adding patent(s), mail this copy to Director Copy 4—Case file copy

AO 120 (Rev. 08/10)

TO: Mail Stop 8 Director of the U.S. Patent and Trademark Office P.O. Box 1450 Alexandria, VA 22313-1450	REPORT ON THE FILING OR DETERMINATION OF AN ACTION REGARDING A PATENT OR TRADEMARK
---	---

In Compliance with 35 U.S.C. § 290 and/or 15 U.S.C. § 1116 you are hereby advised that a court action has been filed in the U.S. District Court Eastern District of Texas on the following
 Trademarks or Patents. (the patent action involves 35 U.S.C. § 292.);

DOCKET NO. 2:22-cv-00216	DATE FILED 6/17/2022	U.S. DISTRICT COURT Eastern District of Texas
PLAINTIFF DYNAPASS IP HOLDINGS LLC		DEFENDANT TRUIST FINANCIAL CORPORATION AND TRUIST BANK
PATENT OR TRADEMARK NO.	DATE OF PATENT OR TRADEMARK	HOLDER OF PATENT OR TRADEMARK
1 6,993,658	1/31/2006	DYNAPASS IP HOLDINGS LLC
2		
3		
4		
5		

In the above—entitled case, the following patent(s)/ trademark(s) have been included:

DATE INCLUDED	INCLUDED BY <input type="checkbox"/> Amendment <input type="checkbox"/> Answer <input type="checkbox"/> Cross Bill <input type="checkbox"/> Other Pleading	
PATENT OR TRADEMARK NO.	DATE OF PATENT OR TRADEMARK	HOLDER OF PATENT OR TRADEMARK
1		
2		
3		
4		
5		

In the above—entitled case, the following decision has been rendered or judgement issued:

DECISION/JUDGEMENT

CLERK	(BY) DEPUTY CLERK	DATE
-------	-------------------	------

Copy 1—Upon initiation of action, mail this copy to Director Copy 3—Upon termination of action, mail this copy to Director
 Copy 2—Upon filing document adding patent(s), mail this copy to Director Copy 4—Case file copy

AO 120 (Rev. 08/10)

TO: Mail Stop 8 Director of the U.S. Patent and Trademark Office P.O. Box 1450 Alexandria, VA 22313-1450	REPORT ON THE FILING OR DETERMINATION OF AN ACTION REGARDING A PATENT OR TRADEMARK
---	---

In Compliance with 35 U.S.C. § 290 and/or 15 U.S.C. § 1116 you are hereby advised that a court action has been filed in the U.S. District Court Eastern District of Texas on the following
 Trademarks or Patents. (the patent action involves 35 U.S.C. § 292.);

DOCKET NO. 2:21-cv-00211	DATE FILED 6/17/2022	U.S. DISTRICT COURT Eastern District of Texas
PLAINTIFF DYNAPASS IP HOLDINGS LLC		DEFENDANT BOKF, NATIONAL ASSOCIATION
PATENT OR TRADEMARK NO.	DATE OF PATENT OR TRADEMARK	HOLDER OF PATENT OR TRADEMARK
1 6,993,658	1/31/2006	DYNAPASS IP HOLDINGS LLC
2		
3		
4		
5		

In the above—entitled case, the following patent(s)/ trademark(s) have been included:

DATE INCLUDED	INCLUDED BY <input type="checkbox"/> Amendment <input type="checkbox"/> Answer <input type="checkbox"/> Cross Bill <input type="checkbox"/> Other Pleading	
PATENT OR TRADEMARK NO.	DATE OF PATENT OR TRADEMARK	HOLDER OF PATENT OR TRADEMARK
1		
2		
3		
4		
5		

In the above—entitled case, the following decision has been rendered or judgement issued:

DECISION/JUDGEMENT

CLERK	(BY) DEPUTY CLERK	DATE
-------	-------------------	------

Copy 1—Upon initiation of action, mail this copy to Director Copy 3—Upon termination of action, mail this copy to Director
 Copy 2—Upon filing document adding patent(s), mail this copy to Director Copy 4—Case file copy

AO 120 (Rev. 08/10)

TO: Mail Stop 8 Director of the U.S. Patent and Trademark Office P.O. Box 1450 Alexandria, VA 22313-1450	REPORT ON THE FILING OR DETERMINATION OF AN ACTION REGARDING A PATENT OR TRADEMARK
---	--

In Compliance with 35 U.S.C. § 290 and/or 15 U.S.C. § 1116 you are hereby advised that a court action has been filed in the U.S. District Court Eastern District of Texas on the following
 Trademarks or Patents. (the patent action involves 35 U.S.C. § 292.);

DOCKET NO. 2:22-cv-00212	DATE FILED 6/17/2022	U.S. DISTRICT COURT Eastern District of Texas
PLAINTIFF DYNAPASS IP HOLDINGS LLC		DEFENDANT JPMORGAN CHASE & CO., JPMORGAN CHASE BANK, NATIONAL ASSOCIATION AND CHASE BANK USA NATIONAL ASSOCIATION
PATENT OR TRADEMARK NO.	DATE OF PATENT OR TRADEMARK	HOLDER OF PATENT OR TRADEMARK
1 6,993,658	1/31/2006	DYNAPASS IP HOLDINGS LLC
2		
3		
4		
5		

In the above—entitled case, the following patent(s)/ trademark(s) have been included:

DATE INCLUDED	INCLUDED BY <input type="checkbox"/> Amendment <input type="checkbox"/> Answer <input type="checkbox"/> Cross Bill <input type="checkbox"/> Other Pleading	
PATENT OR TRADEMARK NO.	DATE OF PATENT OR TRADEMARK	HOLDER OF PATENT OR TRADEMARK
1		
2		
3		
4		
5		

In the above—entitled case, the following decision has been rendered or judgement issued:

DECISION/JUDGEMENT

CLERK	(BY) DEPUTY CLERK	DATE
-------	-------------------	------

Copy 1—Upon initiation of action, mail this copy to Director Copy 3—Upon termination of action, mail this copy to Director
 Copy 2—Upon filing document adding patent(s), mail this copy to Director Copy 4—Case file copy

AO 120 (Rev. 08/10)

TO: Mail Stop 8 Director of the U.S. Patent and Trademark Office P.O. Box 1450 Alexandria, VA 22313-1450	REPORT ON THE FILING OR DETERMINATION OF AN ACTION REGARDING A PATENT OR TRADEMARK
---	---

In Compliance with 35 U.S.C. § 290 and/or 15 U.S.C. § 1116 you are hereby advised that a court action has been filed in the U.S. District Court Eastern District of Texas on the following
 Trademarks or Patents. (the patent action involves 35 U.S.C. § 292.):

DOCKET NO. 2:22-cv-00214	DATE FILED 6/17/2022	U.S. DISTRICT COURT Eastern District of Texas
PLAINTIFF DYNAPASS IP HOLDINGS LLC		DEFENDANT PNC FINANCIAL SERVICES GROUP, INC., PNC BANK, N.A., BBVA USA BANCHARES, INC., AND BBVA USA
PATENT OR TRADEMARK NO.	DATE OF PATENT OR TRADEMARK	HOLDER OF PATENT OR TRADEMARK
1 6,993,658	1/31/2006	DYNAPASS IP HOLDINGS LLC
2		
3		
4		
5		

In the above—entitled case, the following patent(s)/ trademark(s) have been included:

DATE INCLUDED	INCLUDED BY <input type="checkbox"/> Amendment <input type="checkbox"/> Answer <input type="checkbox"/> Cross Bill <input type="checkbox"/> Other Pleading	
PATENT OR TRADEMARK NO.	DATE OF PATENT OR TRADEMARK	HOLDER OF PATENT OR TRADEMARK
1		
2		
3		
4		
5		

In the above—entitled case, the following decision has been rendered or judgement issued:

DECISION/JUDGEMENT

CLERK	(BY) DEPUTY CLERK	DATE
-------	-------------------	------

Copy 1—Upon initiation of action, mail this copy to Director Copy 3—Upon termination of action, mail this copy to Director
 Copy 2—Upon filing document adding patent(s), mail this copy to Director Copy 4—Case file copy

AO 120 (Rev. 08/10)

TO: Mail Stop 8 Director of the U.S. Patent and Trademark Office P.O. Box 1450 Alexandria, VA 22313-1450	REPORT ON THE FILING OR DETERMINATION OF AN ACTION REGARDING A PATENT OR TRADEMARK
---	---

In Compliance with 35 U.S.C. § 290 and/or 15 U.S.C. § 1116 you are hereby advised that a court action has been filed in the U.S. District Court Eastern District of Texas on the following
 Trademarks or Patents. (the patent action involves 35 U.S.C. § 292.);

DOCKET NO. 2:22-cv-00217	DATE FILED 6/17/2022	U.S. DISTRICT COURT Eastern District of Texas
PLAINTIFF DYNAPASS IP HOLDINGS LLC		DEFENDANT WELLS FARGO & COMPANY AND WELLS FARGO BANK, N.A.
PATENT OR TRADEMARK NO.	DATE OF PATENT OR TRADEMARK	HOLDER OF PATENT OR TRADEMARK
1 6,993,658	1/31/2006	DYNAPASS IP HOLDINGS LLC
2		
3		
4		
5		

In the above—entitled case, the following patent(s)/ trademark(s) have been included:

DATE INCLUDED	INCLUDED BY <input type="checkbox"/> Amendment <input type="checkbox"/> Answer <input type="checkbox"/> Cross Bill <input type="checkbox"/> Other Pleading	
PATENT OR TRADEMARK NO.	DATE OF PATENT OR TRADEMARK	HOLDER OF PATENT OR TRADEMARK
1		
2		
3		
4		
5		

In the above—entitled case, the following decision has been rendered or judgement issued:

DECISION/JUDGEMENT

CLERK	(BY) DEPUTY CLERK	DATE
-------	-------------------	------

Copy 1—Upon initiation of action, mail this copy to Director Copy 3—Upon termination of action, mail this copy to Director
 Copy 2—Upon filing document adding patent(s), mail this copy to Director Copy 4—Case file copy

AO 120 (Rev. 08/10)

TO: Mail Stop 8 Director of the U.S. Patent and Trademark Office P.O. Box 1450 Alexandria, VA 22313-1450	REPORT ON THE FILING OR DETERMINATION OF AN ACTION REGARDING A PATENT OR TRADEMARK
---	---

In Compliance with 35 U.S.C. § 290 and/or 15 U.S.C. § 1116 you are hereby advised that a court action has been filed in the U.S. District Court Eastern District of Texas on the following
 Trademarks or Patents. (the patent action involves 35 U.S.C. § 292.);

DOCKET NO. 2:22-cv-00218	DATE FILED 6/17/2022	U.S. DISTRICT COURT Eastern District of Texas
PLAINTIFF DYNAPASS IP HOLDINGS LLC		DEFENDANT WOODFOREST NATIONAL BANK AND WOODFOREST FINANCIAL GROUP, INC.
PATENT OR TRADEMARK NO.	DATE OF PATENT OR TRADEMARK	HOLDER OF PATENT OR TRADEMARK
1 6,993,658	1/31/2006	DYNAPASS IP HOLDINGS LLC
2		
3		
4		
5		

In the above—entitled case, the following patent(s)/ trademark(s) have been included:

DATE INCLUDED	INCLUDED BY <input type="checkbox"/> Amendment <input type="checkbox"/> Answer <input type="checkbox"/> Cross Bill <input type="checkbox"/> Other Pleading	
PATENT OR TRADEMARK NO.	DATE OF PATENT OR TRADEMARK	HOLDER OF PATENT OR TRADEMARK
1		
2		
3		
4		
5		

In the above—entitled case, the following decision has been rendered or judgement issued:

DECISION/JUDGEMENT

CLERK	(BY) DEPUTY CLERK	DATE
-------	-------------------	------

Copy 1—Upon initiation of action, mail this copy to Director Copy 3—Upon termination of action, mail this copy to Director
 Copy 2—Upon filing document adding patent(s), mail this copy to Director Copy 4—Case file copy

PATENT ASSIGNMENT COVER SHEET

Electronic Version v1.1
Stylesheet Version v1.2

EPAS ID: PAT7100640

SUBMISSION TYPE:	NEW ASSIGNMENT
NATURE OF CONVEYANCE:	ASSIGNMENT
CONVEYING PARTY DATA	
Name	Execution Date
DYNAPASS, INC.	11/12/2021
RECEIVING PARTY DATA	
Name:	DYNAPASS IP HOLDINGS LLC
Street Address:	16192 COASTAL HIGHWAY
City:	LEWES
State/Country:	DELAWARE
Postal Code:	19958
PROPERTY NUMBERS Total: 1	
Property Type	Number
Patent Number:	6993658
CORRESPONDENCE DATA	
Fax Number:	(302)645-1280
<i>Correspondence will be sent to the e-mail address first; if that is unsuccessful, it will be sent using a fax number, if provided; if that is unsuccessful, it will be sent via US Mail.</i>	
Phone:	9099642272
Email:	miguel.medina@dynapass.com
Correspondent Name:	DYNAPASS, INC.
Address Line 1:	16192 COASTAL HIGHWAY
Address Line 4:	LEWES, DELAWARE 19958
NAME OF SUBMITTER:	MIGUEL MEDINA
SIGNATURE:	/MM/
DATE SIGNED:	01/02/2022
This document serves as an Oath/Declaration (37 CFR 1.63).	
Total Attachments: 3	
source=DynaPass '658 Patent Assignment Agreement with Dynapass IP Holdings LLC-11-12-21 (1)#page1.tif	
source=DynaPass '658 Patent Assignment Agreement with Dynapass IP Holdings LLC-11-12-21 (1)#page2.tif	
source=DynaPass '658 Patent Assignment Agreement with Dynapass IP Holdings LLC-11-12-21 (1)#page3.tif	

ASSIGNMENT OF U.S PATENT NO. 6,993,658

DynaPass, Inc., a Delaware Corporation organized under and pursuant to the laws of the State of Delaware (hereinafter referred to as "Assignor"), is the sole and exclusive owner of the U.S. Patent No. 6,993,658 listed in Exhibit A (hereinafter referred to as " '658 Patent"); and

Dynapass IP Holdings, a Limited Liability Company and a wholly owned subsidiary of Dynapass, Inc. organized under and pursuant to the laws of the State of Delaware (hereinafter referred to as "Assignee"), desires to acquire the right, title and interest in, to and under said '658 Patent and the inventions covered thereby.

For good and valuable consideration, the receipt and sufficiency of which Assignor acknowledges, Assignor hereby sells, assigns, transfers, and sets over to Assignee, its successors, legal representatives and assigns, the entire right, title and interest in and to said '658 Patent and all improvements thereon, and all provisional, original, divisional, continuation, continuation in part, substitute or reissue applications and patents applied for or granted therefor (including related rights such as utility model registrations, inventor's certificates and the like), in the United States of America and all other countries, which claim priority to the Patent Matters including, without limitation, all United States Letters Patents and all reissues, reexaminations and extensions thereof and all priority rights under all available international agreements, treaties and conventions for the protection of intellectual property in its various forms in every participating country, and the Commissioner of Patents and Trademarks is hereby authorized and requested to issue all patents resulting from the '658 Patent to said Assignee herein, as assignee of the entire interest therein; and the Assignor for itself and its legal representatives, heirs and assigns does hereby agree and covenant without further remuneration, to execute and deliver all original, divisional, continuation, continuation in part, reissue and other applications for Letters Patent and all assignments thereof to said Assignee or its successors, legal representatives and assigns, to communicate to said Assignee or its successors, legal representatives and assigns all facts known to the Assignor respecting said '658 Patent whenever requested, to testify in any interferences or other legal proceedings in which said applications or patents may become involved, to sign all lawful papers, make all rightful oaths, and do generally everything necessary to aid Assignee, its successors, legal representatives and assigns to obtain patent protection for said '658 Patent in the United States of America and all other countries, the reasonable expenses incident to said '658 Patent to be borne and paid by said Assignee.

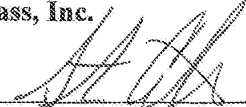
Assignor further assigns, transfers and conveys to Assignee all causes of action (whether known or unknown or whether currently pending, filed, or otherwise) and other enforcement rights under, or on account of, any of the '658 Patent including, without limitation, all causes of action and other enforcement rights for (1) damages, (2) injunctive relief, and (3) any other remedies of any kind for past, current, and future infringement.

The right, title, and interest conveyed in this Assignment is to be held and enjoyed by Assignee and Assignee's successors as fully and exclusively as it would have been held and enjoyed by Assignor had this assignment not been made.

For and on behalf of

ASSIGNOR:

DynaPass, Inc.

By:  _____

Name: Steve Carter

Title: COO and Board Member, DynaPass, Inc.

Date: NOV. 12, 2021




EXHIBIT A

U.S. Patent No. [6,993,658]

PETITION TO ACCEPT UNINTENTIONALLY DELAYED PAYMENT OF MAINTENANCE FEE IN AN EXPIRED PATENT (37 CFR 1.378(b))				
Patent Number	Issue Date	Application Number	Filing Date	Docket Number (if applicable)
6993658	31-Jan-2006	09519829	06-Mar-2000	
<p>CAUTION: Maintenance fee (and surcharge, if any) payment must correctly identify: (1) the patent number and (2) the application number of the actual U.S. application leading to issuance of that patent to ensure the fee(s) is/are associated with the correct patent. 37 CFR 1.366(c) and (d).</p>				
<p>Applicants claims the following fee status:</p>				
<p><input checked="" type="radio"/> Small Entity</p>				
<p><input type="radio"/> Micro Entity</p>				
<p><input type="radio"/> Regular Undiscounted</p>				
<p>Applicants selects the following :</p>				
<p><input type="radio"/> 3 1/2</p>		<p><input type="radio"/> 7 1/2</p>		<p><input checked="" type="radio"/> 11 1/2</p>
<p>PETITION FEE The petition fee required by 37 CFR 1.17(m) (Fee Code 1558/2558) must be paid as a condition of accepting unintentionally delayed payment of the maintenance fee.</p>				
<p>MAINTENANCE FEE (37 CFR 1.20(e)-(g)) The appropriate maintenance fee must be submitted with this petition.</p>				
<p>STATEMENT THE UNDERSIGNED CERTIFIES THAT THE DELAY IN PAYMENT OF THE MAINTENANCE FEE TO THIS PATENT WAS UNINTENTIONAL</p>				
<p>PETITIONER(S) REQUEST THAT THE DELAYED PAYMENT OF THE MAINTENANCE FEE BE ACCEPTED AND THE PATENT REINSTATED</p>				
<p>THIS PORTION MUST BE COMPLETED BY THE SIGNATORY OR SIGNATORIES</p> <p>37 CFR 1.378(c) states: "Any petition under this section must be signed in compliance with 37 CFR 1.33(b)."</p> <p>I certify, in accordance with 37 CFR 1.4(d)(4) that I am</p>				
<p><input type="radio"/> An attorney or agent registered to practice before the Patent and Trademark Office who has been given power of attorney in this application.</p> <p><input type="radio"/> An attorney or agent registered to practice before the Patent and Trademark Office</p> <p><input type="radio"/> A sole patentee</p> <p><input type="radio"/> A joint patentee; I certify that I am authorized to sign this submission on behalf of all the other patentees as evidenced by the power of attorney in the application</p> <p><input type="radio"/> A joint patentee; all of whom are signing this e-petition</p> <p><input checked="" type="radio"/> The assignee of record of the entire interest that qualifies as an authorized party under 37 CFR 1.33(b)</p>				

The Assignee of record of the entire interest			
Under 37 CFR 3.71 an assignee becomes of record by filing a statement in compliance with 37 CFR 3.73(b). Signature requirements are set forth in 37 CFR 1.4(d), and the undersigned certifies that he / she is empowered to act on behalf of the assignee of the entire interest			
Signature	/Fredrik Bohman/		
Name	Fredrik Bohman		
Enter Reel and Frame Number			<input type="button" value="Remove"/>
Reel Number		Frame Number	
Click ADD for additional Reel Number and Frame Number			<input type="button" value="Add"/>

Electronic Patent Application Fee Transmittal

Application Number:	09519829			
Filing Date:	06-Mar-2000			
Title of Invention:	USE OF PERSONAL COMMUNICATION DEVICES FOR USER AUTHENTICATION			
First Named Inventor/Applicant Name:	Sten-Olov Engberg			
Filer:	Fredrik Bohman			
Attorney Docket Number:	APRILS.001A			
Filed as Small Entity				
Filing Fees for Utility under 35 USC 111(a)				
Description	Fee Code	Quantity	Amount	Sub-Total in USD(\$)
Basic Filing:				
MAINTENANCE FEE DUE AT 11.5 YEARS	2553	1	3700	3700
PET. DELAY PYMT MAINTAIN PATENT IN FORCE	2558	1	1000	1000
Pages:				
Claims:				
Miscellaneous-Filing:				
Petition:				
Patent-Appeals-and-Interference:				

Description	Fee Code	Quantity	Amount	Sub-Total in USD(\$)
Post-Allowance-and-Post-Issuance:				
Extension-of-Time:				
Miscellaneous:				
			Total in USD (\$)	4700



UNITED STATES PATENT AND TRADEMARK OFFICE

Commissioner for Patents
United States Patent and Trademark Office
P.O. Box 1450
Alexandria, VA 22313-1450
www.uspto.gov

In re Patent No. 6993658 :
Issue Date: January 31,2006 :
Application No. 09519829 :DECISION GRANTING PETITION
Filed: March 6,2000 :UNDER 37 CFR 1.378(b)
Attorney Docket No. APRILS.001A :

This is a decision on the electronic petition, filed February 6,2018 ,under 37 CFR 1.378(b)
to accept the unintentionally delayed payment of the 11.5 year maintenance fee for the above-identified patent.

The petition is **GRANTED**.

The maintenance fee is accepted, and the above-identified patent reinstated as of February 6,2018 .
This decision also constitutes notice that the fee has been accepted. An electronic copy of the petition and
this decision has been created as an entry in the Image File Wrapper. Nevertheless, petitioner should print
and retain an independent copy.

Telephone inquiries related to this electronic decision should be directed to the Electronic Business Center at 1-866-217-9197.

Electronic Acknowledgement Receipt

EFS ID:	31715942
Application Number:	09519829
Patent Number:	6993658
Confirmation Number:	8563
Petition Issued Date:	February 6,2018
Title of Invention:	USE OF PERSONAL COMMUNICATION DEVICES FOR USER AUTHENTICATION
First Named Inventor/Applicant Name:	Sten-Olov Engberg
Customer Number:	151075
Filer:	Fredrik Bohman
Filer Authorized By:	
Attorney Docket Number:	APRILS.001A
Receipt Date:	06-FEB-2018
Filing Date:	06-MAR-2000
Time Stamp:	15:32:15
Application Type:	Utility under 35 USC 111(a)

Payment information:

Submitted with Payment	yes
Payment Type	CARD
Payment was successfully received in RAM	\$4700
RAM confirmation Number	020718INTEFSW15341100
Deposit Account	
Authorized User	

The Director of the USPTO is hereby authorized to charge indicated fees and credit any overpayment as follows:

--	--	--	--	--	--

File Listing:

Document Number	Document Description	File Name	File Size(Bytes)/ Message Digest	Multi Part /.zip	Pages (if appl.)
1	Petition automatically granted by EFS	petition-request.pdf	33774	no	2
			8d8544404ee5cb913e4a7a949dbaf8469e573ec6		

Warnings:

Information:

2	Fee Worksheet (SB06)	fee-info.pdf	31931	no	2
			1e51dee6018cadadea69ee42cd4cfdeccc64481ee		

Warnings:

Information:

Total Files Size (in bytes):	65705
-------------------------------------	-------

This Acknowledgement Receipt evidences receipt on the noted date by the USPTO of the indicated documents, characterized by the applicant, and including page counts, where applicable. It serves as evidence of receipt similar to a Post Card, as described in MPEP 503.

New Applications Under 35 U.S.C. 111

If a new application is being filed and the application includes the necessary components for a filing date (see 37 CFR 1.53(b)-(d) and MPEP 506), a Filing Receipt (37 CFR 1.54) will be issued in due course and the date shown on this Acknowledgement Receipt will establish the filing date of the application.

National Stage of an International Application under 35 U.S.C. 371

If a timely submission to enter the national stage of an international application is compliant with the conditions of 35 U.S.C. 371 and other applicable requirements a Form PCT/DO/EO/903 indicating acceptance of the application as a national stage submission under 35 U.S.C. 371 will be issued in addition to the Filing Receipt, in due course.

New International Application Filed with the USPTO as a Receiving Office

If a new international application is being filed and the international application includes the necessary components for an international filing date (see PCT Article 11 and MPEP 1810), a Notification of the International Application Number and of the International Filing Date (Form PCT/RO/105) will be issued in due course, subject to prescriptions concerning national security, and the date shown on this Acknowledgement Receipt will establish the international filing date of the application.

PTO/SB/47 (03-09)

Approved for use through 07/31/2018. OMB 0851-0015

U.S. Patent and Trademark Office; U. S. DEPARTMENT OF COMMERCE

Under the Paperwork Reduction Act of 1995, no persons are required to respond to a collection of information unless it displays a valid OMB control number.

"FEE ADDRESS" INDICATION FORM

Address to: Mail Stop M Correspondence Commissioner for Patents P.O. Box 1450 Alexandria, VA 22313-1450	- OR -	Fax to: 571-273-6500
--	--------	--------------------------------

INSTRUCTIONS: The issue fee must have been paid for application(s) listed on this form. In addition, only an address represented by a Customer Number can be established as the fee address for maintenance fee purposes (hereafter, fee address). A fee address should be established when correspondence related to maintenance fees should be mailed to a different address than the correspondence address for the application. **When to check the first box below:** If you have a Customer Number to represent the fee address. **When to check the second box below:** If you have no Customer Number representing the desired fee address, in which case a completed Request for Customer Number (PTO/SB/125) must be attached to this form. For more information on Customer Numbers, see the Manual of Patent Examining Procedure (MPEP) § 403.

For the following listed application(s), please recognize as the "Fee Address" under the provisions of 37 CFR 1.363 the address associated with:

Customer Number: 151075

OR

The attached Request for Customer Number (PTO/SB/125) form.

PATENT NUMBER (if known)	APPLICATION NUMBER
6993658	09519829

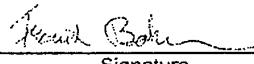
Completed by (check one):

Applicant/Inventor

Attorney or Agent of record (Reg. No.)

Assignee of record of the entire interest. See 37 CFR 3.71. Statement under 37 CFR 3.73(b) is enclosed. (Form PTO/SB/96)

Assignee recorded at Reel Frame


 Signature
Fredrik Bohman, DynaPass Inc
 Typed or printed name
 855-396-2727
 Requester's telephone number
 9/15/17
 Date

NOTE: Signatures of all the inventors or assignees of record of the entire interest or their representative(s) are required. Submit multiple forms if more than one signature is required, see below.

* Total of _____ forms are submitted.

This collection of information is required by 37 CFR 1.363. The information is required to obtain or retain a benefit by the public which is to file (and by the USPTO to process) an application. Confidentiality is governed by 35 U.S.C. 122 and 37 CFR 1.11 and 1.14. This collection is estimated to take 5 minutes to complete, including gathering, preparing, and submitting the completed application form to the USPTO. Time will vary depending upon the individual case. Any comments on the amount of time you require to complete this form and/or suggestions for reducing this burden, should be sent to the Chief Information Officer, U.S. Patent and Trademark Office, U.S. Department of Commerce, P.O. Box 1450, Alexandria, VA 22313-1450. DO NOT SEND COMPLETE D FORMS TO THIS ADDRESS. SEND TO: Mail Stop M Correspondence, Commissioner for Patents, P.O. Box 1450, Alexandria, VA 22313-1450.
If you need assistance in completing the form, call 1-800-PTO-9199 and select option 2.



PTO/SB/123 (04-15)
 Approved for use through 01/31/2018. OMB 0651-0035
 U.S. Patent and Trademark Office; U.S. DEPARTMENT OF COMMERCE
 Under the Paperwork Reduction Act of 1995, no persons are required to respond to a collection of information unless it displays a valid OMB control number.

CHANGE OF CORRESPONDENCE ADDRESS <i>Patent</i> Address to: Mail Stop Post Issue Commissioner for Patents P.O. Box 1450 Alexandria, VA 22313-1450	Patent Number	6993658
	Issue Date	01/31/2006
	Application Number	09519829
	Filing Date	03/06/2000
	First Named Inventor	Sten-Olov Engberg
	Attorney Docket Number	APRILS.001A

Please change the Correspondence Address for the above-identified patent to:

The address associated with Customer Number: 151075

OR

Firm or Individual Name

Address

City	State	ZIP
------	-------	-----

Country

Telephone	Email
-----------	-------

This form cannot be used to change the data associated with a Customer Number. To change the data associated with an existing Customer Number use "Request for Customer Number Data Change" (PTO/SB/124).

This form will not affect any "fee address" provided for the above-identified patent. To change a "fee address" use the "Fee Address Indication Form" (PTO/SB/47).

I am the:

Patentee.

Assignee of record of the entire interest. See 37 CFR 3.71. Statement under 37 CFR 3.73(b) is enclosed. (Form PTO/SB/96).

Attorney or agent of record. Registration Number _____

Signature

Typed or Printed Name **Fredrik Bohman, DynaPass Inc**

Date 09/15/2017	Telephone 855-396-2727
------------------------	-------------------------------

NOTE: Signatures of all the inventors or assignees of record of the entire interest or their representative(s) are required. Submit multiple forms if more than one signature is required, see below*.

*Total of _____ forms are submitted.

This collection of information is required by 37 CFR 1.33. The information is required to obtain or retain a benefit by the public which is to file (and by the USPTO to process) an application. Confidentiality is governed by 35 U.S.C. 122 and 37 CFR 1.11 and 1.14. This collection is estimated to take 3 minutes to complete, including gathering, preparing, and submitting the completed application form to the USPTO. Time will vary depending upon the individual case. Any comments on the amount of time you require to complete this form and/or suggestions for reducing this burden, should be sent to the Chief Information Officer, U.S. Patent and Trademark Office, U.S. Department of Commerce, P.O. Box 1450, Alexandria, VA 22313-1450. DO NOT SEND FEES OR COMPLETED FORMS TO THIS ADDRESS. **SEND TO: Mail Stop Post Issue, Commissioner for Patents, P.O. Box 1450, Alexandria, VA 22313-1450.**

If you need assistance in completing the form, call 1-800-PTO-9199 and select option 2.

RECEIVED
 OPAP.
 SEP 20 2017

PATENT ASSIGNMENT COVER SHEET

Electronic Version v1.1
 Stylesheet Version v1.2

EPAS ID: PAT2737239

SUBMISSION TYPE:	NEW ASSIGNMENT
NATURE OF CONVEYANCE:	CHANGE OF ADDRESS
CONVEYING PARTY DATA	
Name	Execution Date
DYNAPASS, INC.	02/21/2014
RECEIVING PARTY DATA	
Name:	DYNAPASS, INC.
Street Address:	555 ANTON BLVD.
Internal Address:	SUITE 850
City:	COSTA MESA
State/Country:	CALIFORNIA
Postal Code:	92626
PROPERTY NUMBERS Total: 1	
Property Type	Number
Patent Number:	6993658
CORRESPONDENCE DATA	
Fax Number:	(888)389-3542
Phone:	9099642272
Email:	miguel.medina@dynapass.com
<i>Correspondence will be sent via US Mail when the email attempt is unsuccessful.</i>	
Correspondent Name:	MIGUEL MEDINA
Address Line 1:	555 ANTON BLVD.
Address Line 2:	SUITE 850
Address Line 4:	COSTA MESA, CALIFORNIA 92626
NAME OF SUBMITTER:	MIGUEL MEDINA
Signature:	/miguel medina/
Date:	02/21/2014
This document serves as an Oath/Declaration (37 CFR 1.63).	
Total Attachments: 1 source=DynaPass Patent Change of Address#page1.tif	

Documentation not required for Patent change of address:

Previous Address:

DynaPass, Inc.
575 Anton Blvd. Suite 1150
Costa Mesa, CA 92626

New Address:

DynaPass, Inc.
555 Anton Blvd. Suite 850
Costa Mesa, CA 92626





1 fm

PTO/SB/123 (11-08)

Approved for use through 11/30/2011. OMB 0651-0035
U.S. Patent and Trademark Office; U.S. DEPARTMENT OF COMMERCE

Under the Paperwork Reduction Act of 1995, no persons are required to respond to a collection of information unless it displays a valid OMB control number.

CHANGE OF CORRESPONDENCE ADDRESS Patent	Patent Number	6993658
	Issue Date	01/31/2006
	Application Number	09/519829
	Filing Date	03/06/2000
	First Named Inventor	Sten-Olov Engberg
	Attorney Docket Number	APRILS.001A

Address to:
Mail Stop Post Issue
Commissioner for Patents
P.O. Box 1450
Alexandria, VA 22313-1450

Please change the Correspondence Address for the above-identified patent to:

The address associated with Customer Number:

OR

Firm or Individual Name Bjorn Karlsson, April System Design AB

Vretenvagen 10, III

Address

City Solna	State	ZIP 171 54
Country Sweden		
Telephone 011 46 8 5090 6100	Email	

This form cannot be used to change the data associated with a Customer Number. To change the data associated with an existing Customer Number use "Request for Customer Number Data Change" (PTO/SB/124).

This form will not affect any "fee address" provided for the above-identified patent. To change a "fee address" use the "Fee Address Indication Form" (PTO/SB/47).

I am the:

Patentee.

Assignee of record of the entire interest. See 37 CFR 3.71. Statement under 37 CFR 3.73(b) is enclosed. (Form PTO/SB/96).

Attorney or agent of record. Registration Number 35556

Signature

Typed or Printed Name Stephen C. Jensen

Date June 19, 2012	Telephone 949-760-0404
---------------------------	-------------------------------

NOTE: Signatures of all the inventors or assignees of record of the entire interest or their representative(s) are required. Submit multiple forms if more than one signature is required, see below.

*Total of 1 forms are submitted.

This collection of information is required by 37 CFR 1.33. The information is required to obtain or retain a benefit by the public which is to file (and by the USPTO to process) an application. Confidentiality is governed by 35 U.S.C. 122 and 37 CFR 1.11 and 1.14. This collection is estimated to take 3 minutes to complete, including gathering, preparing, and submitting the completed application form to the USPTO. Time will vary depending upon the individual case. Any comments on the amount of time you require to complete this form and/or suggestions for reducing this burden, should be sent to the Chief Information Officer, U.S. Patent and Trademark Office, U.S. Department of Commerce, P.O. Box 1450, Alexandria, VA 22313-1450. DO NOT SEND FEES OR COMPLETED FORMS TO THIS ADDRESS. SEND TO: Mail Stop Post Issue, Commissioner for Patents, P.O. Box 1450, Alexandria, VA 22313-1450.

If you need assistance in completing the form, call 1-800-PTO-9199 and select option 2.

Privacy Act Statement

The Privacy Act of 1974 (P.L. 93-579) requires that you be given certain information in connection with your submission of the attached form related to a patent application or patent. Accordingly, pursuant to the requirements of the Act, please be advised that: (1) the general authority for the collection of this information is 35 U.S.C. 2(b)(2); (2) furnishing of the information solicited is voluntary; and (3) the principal purpose for which the information is used by the U.S. Patent and Trademark Office is to process and/or examine your submission related to a patent application or patent. If you do not furnish the requested information, the U.S. Patent and Trademark Office may not be able to process and/or examine your submission, which may result in termination of proceedings or abandonment of the application or expiration of the patent.

The information provided by you in this form will be subject to the following routine uses:

1. The information on this form will be treated confidentially to the extent allowed under the Freedom of Information Act (5 U.S.C. 552) and the Privacy Act (5 U.S.C. 552a). Records from this system of records may be disclosed to the Department of Justice to determine whether disclosure of these records is required by the Freedom of Information Act.
2. A record from this system of records may be disclosed, as a routine use, in the course of presenting evidence to a court, magistrate, or administrative tribunal, including disclosures to opposing counsel in the course of settlement negotiations.
3. A record in this system of records may be disclosed, as a routine use, to a Member of Congress submitting a request involving an individual, to whom the record pertains, when the individual has requested assistance from the Member with respect to the subject matter of the record.
4. A record in this system of records may be disclosed, as a routine use, to a contractor of the Agency having need for the information in order to perform a contract. Recipients of information shall be required to comply with the requirements of the Privacy Act of 1974, as amended, pursuant to 5 U.S.C. 552a(m).
5. A record related to an International Application filed under the Patent Cooperation Treaty in this system of records may be disclosed, as a routine use, to the International Bureau of the World Intellectual Property Organization, pursuant to the Patent Cooperation Treaty.
6. A record in this system of records may be disclosed, as a routine use, to another federal agency for purposes of National Security review (35 U.S.C. 181) and for review pursuant to the Atomic Energy Act (42 U.S.C. 218(c)).
7. A record from this system of records may be disclosed, as a routine use, to the Administrator, General Services, or his/her designee, during an inspection of records conducted by GSA as part of that agency's responsibility to recommend improvements in records management practices and programs, under authority of 44 U.S.C. 2904 and 2906. Such disclosure shall be made in accordance with the GSA regulations governing inspection of records for this purpose, and any other relevant (i.e., GSA or Commerce) directive. Such disclosure shall not be used to make determinations about individuals.
8. A record from this system of records may be disclosed, as a routine use, to the public after either publication of the application pursuant to 35 U.S.C. 122(b) or issuance of a patent pursuant to 35 U.S.C. 151. Further, a record may be disclosed, subject to the limitations of 37 CFR 1.14, as a routine use, to the public if the record was filed in an application which became abandoned or in which the proceedings were terminated and which application is referenced by either a published application, an application open to public inspection or an issued patent.
9. A record from this system of records may be disclosed, as a routine use, to a Federal, State, or local law enforcement agency, if the USPTO becomes aware of a violation or potential violation of law or regulation.



UNITED STATES PATENT AND TRADEMARK OFFICE

UNITED STATES DEPARTMENT OF COMMERCE
United States Patent and Trademark Office
Address: COMMISSIONER FOR PATENTS
P.O. Box 1450
Alexandria, Virginia 22313-1450
www.uspto.gov

CUSTOMER NUMBER: 000107538

CORRESPONDENCE ADDRESS:

Bjorn Karlsson . April System Design AB
Vretenvagen 10, III
Solna, 71754
SWEDEN



FAX: 1146850906130

PHONE: 114685090610

E-MAIL:

Date Mailed: 06/25/2012

NOTICE OF CUSTOMER NUMBER ASSIGNMENT

The request to assign a "Customer Number" to the above-identified Correspondence Address and Practitioner Registration Number(s) indicated below has been accepted by the Office.

The Customer Number as assigned above may be used to identify the correspondence address or "fee address" for, and/or the appointed practitioner(s) in, a United States patent application or patent. Any existing PKI certificates of the practitioners listed below are associated with the above-identified Customer Number.

PRACTITIONER REGISTRATION NUMBER(S) ASSIGNED TO THAT CUSTOMER NUMBER:

Patents Electronic Business Center
866-217-9197 (toll-free) or 571-272-4100

PART 1 - ATTORNEY/APPLICANT COPY

To: USPTO

Mail Stop Post Issue
Commissioner for Patents
P.O. Box 1450
Alexandria, VA 22313-1450
USA



Stockholm 2012-08-14

It seems like you have the wrong zip code for our company address in your files. The "fee address" was recently changed by our Attorney. Since the address change, we have received a couple of letters, both with the same, but wrong, zip code. This may cause mail delay and we would like you to change it.

Attached is a copy of the original "CHANGE OF CORRESPONDANCE ADDRESS" form. Attached are also a couple of copies of mail from you with the wrong zip code.

Our zip code should be **171 54**.

Best Regards,

Björn Karlsson, CEO

A handwritten signature in black ink, appearing to read "Björn Karlsson". The signature is written in a cursive, flowing style.

Under the Paperwork Reduction Act of 1995, no persons are required to respond to a collection of information unless it displays a valid OMB control number.

CHANGE OF CORRESPONDENCE ADDRESS Patent Address to: Mail Stop Post Issue Commissioner for Patents P.O. Box 1450 Alexandria, VA 22313-1450	Patent Number	6993658
	Issue Date	01/31/2006
	Application Number	09/519829
	Filing Date	03/06/2000
	First Named Inventor	Sten-Olov Engberg
	Attorney Docket Number	APRILS.001A

Please change the Correspondence Address for the above-identified patent to:

The address associated with Customer Number:

OR

Firm or Individual Name Bjorn Karlsson, April System Design AB

Vretenvagen 10, III

Address

City Solna	State	ZIP 171 54
Country Sweden		
Telephone 011 46 8 5090 6100	Email	

This form cannot be used to change the data associated with a Customer Number. To change the data associated with an existing Customer Number use "Request for Customer Number Data Change" (PTO/SB/124).


This form will not affect any "fee address" provided for the above-identified patent. To change a "fee address" use the "Fee Address Indication Form" (PTO/SB/47).

I am the:

Patentee.

Assignee of record of the entire interest. See 37 CFR 3.71. Statement under 37 CFR 3.73(b) is enclosed. (Form PTO/SB/96).

Attorney or agent of record. Registration Number 35556

Signature 

Typed or Printed Name Stephen C. Jensen

Date June 19, 2012 **Telephone** 949-760-0404

NOTE: Signatures of all the inventors or assignees of record of the entire interest or their representative(s) are required. Submit multiple forms if more than one signature is required, see below*.

*Total of 1 forms are submitted.

This collection of information is required by 37 CFR 1.33. The information is required to obtain or retain a benefit by the public which is to file (and by the USPTO to process) an application. Confidentiality is governed by 35 U.S.C. 122 and 37 CFR 1.11 and 1.14. This collection is estimated to take 3 minutes to complete, including gathering, preparing, and submitting the completed application form to the USPTO. Time will vary depending upon the individual case. Any comments on the amount of time you require to complete this form and/or suggestions for reducing this burden, should be sent to the Chief Information Officer, U.S. Patent and Trademark Office, U.S. Department of Commerce, P.O. Box 1450, Alexandria, VA 22313-1450. DO NOT SEND FEES OR COMPLETED FORMS TO THIS ADDRESS. **SEND TO: Mail Stop Post Issue, Commissioner for Patents, P.O. Box 1450, Alexandria, VA 22313-1450.**

If you need assistance in completing the form, call 1-800-PTO-9199 and select option 2.

Privacy Act Statement

The **Privacy Act of 1974 (P.L. 93-579)** requires that you be given certain information in connection with your submission of the attached form related to a patent application or patent. Accordingly, pursuant to the requirements of the Act, please be advised that: (1) the general authority for the collection of this information is 35 U.S.C. 2(b)(2); (2) furnishing of the information solicited is voluntary; and (3) the principal purpose for which the information is used by the U.S. Patent and Trademark Office is to process and/or examine your submission related to a patent application or patent. If you do not furnish the requested information, the U.S. Patent and Trademark Office may not be able to process and/or examine your submission, which may result in termination of proceedings or abandonment of the application or expiration of the patent.

The information provided by you in this form will be subject to the following routine uses:

1. The information on this form will be treated confidentially to the extent allowed under the Freedom of Information Act (5 U.S.C. 552) and the Privacy Act (5 U.S.C. 552a). Records from this system of records may be disclosed to the Department of Justice to determine whether disclosure of these records is required by the Freedom of Information Act.
2. A record from this system of records may be disclosed, as a routine use, in the course of presenting evidence to a court, magistrate, or administrative tribunal, including disclosures to opposing counsel in the course of settlement negotiations.
3. A record in this system of records may be disclosed, as a routine use, to a Member of Congress submitting a request involving an individual, to whom the record pertains, when the individual has requested assistance from the Member with respect to the subject matter of the record.
4. A record in this system of records may be disclosed, as a routine use, to a contractor of the Agency having need for the information in order to perform a contract. Recipients of information shall be required to comply with the requirements of the Privacy Act of 1974, as amended, pursuant to 5 U.S.C. 552a(m).
5. A record related to an International Application filed under the Patent Cooperation Treaty in this system of records may be disclosed, as a routine use, to the International Bureau of the World Intellectual Property Organization, pursuant to the Patent Cooperation Treaty.
6. A record in this system of records may be disclosed, as a routine use, to another federal agency for purposes of National Security review (35 U.S.C. 181) and for review pursuant to the Atomic Energy Act (42 U.S.C. 218(c)).
7. A record from this system of records may be disclosed, as a routine use, to the Administrator, General Services, or his/her designee, during an inspection of records conducted by GSA as part of that agency's responsibility to recommend improvements in records management practices and programs, under authority of 44 U.S.C. 2904 and 2906. Such disclosure shall be made in accordance with the GSA regulations governing inspection of records for this purpose, and any other relevant (*i.e.*, GSA or Commerce) directive. Such disclosure shall not be used to make determinations about individuals.
8. A record from this system of records may be disclosed, as a routine use, to the public after either publication of the application pursuant to 35 U.S.C. 122(b) or issuance of a patent pursuant to 35 U.S.C. 151. Further, a record may be disclosed, subject to the limitations of 37 CFR 1.14, as a routine use, to the public if the record was filed in an application which became abandoned or in which the proceedings were terminated and which application is referenced by either a published application, an application open to public inspection or an issued patent.
9. A record from this system of records may be disclosed, as a routine use, to a Federal, State, or local law enforcement agency, if the USPTO becomes aware of a violation or potential violation of law or regulation.

Electronic Acknowledgement Receipt

EFS ID:	13054051
Application Number:	09519829
International Application Number:	
Confirmation Number:	8563
Title of Invention:	USE OF PERSONAL COMMUNICATION DEVICES FOR USER AUTHENTICATION
First Named Inventor/Applicant Name:	Sten-Olov Engberg
Customer Number:	20995
Filer:	John M. Grover/Nino Lopez
Filer Authorized By:	John M. Grover
Attorney Docket Number:	APRILS.001A
Receipt Date:	19-JUN-2012
Filing Date:	06-MAR-2000
Time Stamp:	18:21:24
Application Type:	Utility under 35 USC 111(a)

Payment information:

Submitted with Payment	no
------------------------	----

File Listing:

Document Number	Document Description	File Name	File Size(Bytes)/ Message Digest	Multi Part /.zip	Pages (if appl.)
1	Change of Address	20120619140238.pdf	130230 ac5d66ce59b0d1121cd1ada7cf59bfd21b9e9021	no	2

Warnings:

Information:

This Acknowledgement Receipt evidences receipt on the noted date by the USPTO of the indicated documents, characterized by the applicant, and including page counts, where applicable. It serves as evidence of receipt similar to a Post Card, as described in MPEP 503.

New Applications Under 35 U.S.C. 111

If a new application is being filed and the application includes the necessary components for a filing date (see 37 CFR 1.53(b)-(d) and MPEP 506), a Filing Receipt (37 CFR 1.54) will be issued in due course and the date shown on this Acknowledgement Receipt will establish the filing date of the application.

National Stage of an International Application under 35 U.S.C. 371

If a timely submission to enter the national stage of an international application is compliant with the conditions of 35 U.S.C. 371 and other applicable requirements a Form PCT/DO/EO/903 indicating acceptance of the application as a national stage submission under 35 U.S.C. 371 will be issued in addition to the Filing Receipt, in due course.

New International Application Filed with the USPTO as a Receiving Office

If a new international application is being filed and the international application includes the necessary components for an international filing date (see PCT Article 11 and MPEP 1810), a Notification of the International Application Number and of the International Filing Date (Form PCT/RO/105) will be issued in due course, subject to prescriptions concerning national security, and the date shown on this Acknowledgement Receipt will establish the international filing date of the application.

UNITED STATES PATENT AND TRADEMARK OFFICE
CERTIFICATE OF CORRECTION

PATENT NO. : 6,993,658 B1
APPLICATION NO. : 09/519829
DATED : January 31, 2006
INVENTOR(S) : Engberg et al.

Page 1 of 1

It is certified that error appears in the above-identified patent and that said Letters Patent is hereby corrected as shown below:

On Title Page


Item 56 Sheet 1 of 1 List of References cited by applicant and considered by examiner, Entry 1, line 1 (Other Documents), Page 2, Column 1 (Other Publications), delete "computerterps" and insert -- computerps --.

Item 56 Sheet 1 of List of References cited by applicant and considered by examiner, Entry 1, line 1 (Other Documents), Page 2, Column 1 (Other Publications), delete "html," and insert -- html.--

Item 56 Sheet 1 of List of References cited by applicant and considered by examiner, Entry 3, line 1 (Other Documents), Page 2, Column 2 (Other Publications), delete "Authentication" and insert -- Authentication --.

Signed and Sealed this

Third Day of April, 2007



JON W. DUDAS
Director of the United States Patent and Trademark Office

Knobbe Martens Olson & Bear LLP

Intellectual Property Law

2040 Main Street
Fourteenth Floor
Irvine, CA 92614
Tel 949-760-0404
Fax 949-760-9502
www.kmob.com

Stephen C. Jensen
sjensen@kmob.com

February 20, 2007

Commissioner for Patents
P.O. Box 1450
Alexandria, VA 22313-1450

Re: Title: **USE OF PERSONAL COMMUNICATION DEVICES FOR USER
AUTHENTICATION**
Letters Patent No. 6,993,658
Issued: January 31, 2006
Our Reference: APRILS.001A


Dear Sir:

Enclosed for filing is a Certificate of Correction in connection with the above-identified patent.

As the errors cited in the Certificate of Correction were incurred through the fault of the Applicant, enclosed is our check in the amount of \$100. Please charge any additional fees to our Deposit Account No. 11-1410.

Respectfully submitted,

Knobbe, Martens, Olson & Bear, LLP


Stephen C. Jensen
Registration No. 35,556
Customer No. 20,995

Enclosures

2571927
050206

San Diego
619-235-8550

San Francisco
415-954-4114

Los Angeles
310-551-3450

Riverside
951-781-9231

San Luis Obispo
805-547-5580

**UNITED STATES PATENT AND TRADEMARK OFFICE
CERTIFICATE OF CORRECTION**

PATENT NO. : 6.003.659 B1
APPLICATION NO. : 09/519,829
ISSUE DATE : January 31, 2006
INVENTOR(S) : Engberg, et al.

Page 1 of 1

It is certified that errors appear in the above-identified patent and that said Letters Patent is hereby corrected as shown below:

Sheet 1 of 1 List of References cited by applicant and considered by examiner, Entry 1, line 1 (Other Documents), Page 2, Column 1 (Other Publications), delete "computerterps" and insert -- computerps --.

Sheet 1 of List of References cited by applicant and considered by examiner, Entry 1, line 1 (Other Documents), Page 2, Column 1 (Other Publications), delete "html," and insert -- html.--

Sheet 1 of List of References cited by applicant and considered by examiner, Entry 3, line 1 (Other Documents), Page 2, Column 2 (Other Publications), delete "Authentication" and insert – Authentication --.

2571539
050206

MAILING ADDRESS OF SENDER:

Stephen C. Jensen
KNOBBE, MARTENS, OLSON & BEAR, LLP
2040 Main Street, 14th Floor
Irvine, California 92614

DOCKET NO. APRILS.001A

PTOSB/44 Equivalent

Electronic Patent Application Fee Transmittal

Application Number:	09519829			
Filing Date:	06-Mar-2000			
Title of Invention:	USE OF PERSONAL COMMUNICATION DEVICES FOR USER AUTHENTICATION			
First Named Inventor/Applicant Name:	Sten-Olov Engberg			
Filer:	Stephen C. Jensen/Dolorna Ward			
Attorney Docket Number:	APRILS.001A			
Filed as Small Entity				
Utility	Filing Fees			
Description	Fee Code	Quantity	Amount	Sub-Total in USD(\$)
Basic Filing:				
Pages:				
Claims:				
Miscellaneous-Filing:				
Petition:				
Patent-Appeals-and-Interference:				
Post-Allowance-and-Post-Issuance:				
Certificate of correction	1811	1	100	100
Extension-of-Time:				

Description	Fee Code	Quantity	Amount	Sub-Total in USD(\$)
Miscellaneous:				
Total in USD (\$)				100

Electronic Acknowledgement Receipt

EFS ID:	1528306
Application Number:	09519829
International Application Number:	
Confirmation Number:	8563
Title of Invention:	USE OF PERSONAL COMMUNICATION DEVICES FOR USER AUTHENTICATION
First Named Inventor/Applicant Name:	Sten-Olov Engberg
Customer Number:	20995
Filer:	Stephen C. Jensen/Kehinde Jegede
Filer Authorized By:	Stephen C. Jensen
Attorney Docket Number:	APRILS.001A
Receipt Date:	20-FEB-2007
Filing Date:	06-MAR-2000
Time Stamp:	15:07:42
Application Type:	Utility

Payment information:

Submitted with Payment	yes
Payment was successfully received in RAM	\$ 100
RAM confirmation Number	122
Deposit Account	

File Listing:

Document Number	Document Description	File Name	File Size(Bytes)	Multi Part /.zip	Pages (if appl.)
-----------------	----------------------	-----------	------------------	------------------	------------------

1	Request for Certificate of Correction	Cert_of_Correction.pdf	70750	no	2
Warnings:					
Information:					
2	Fee Worksheet (PTO-06)	fee-info.pdf	8177	no	2
Warnings:					
Information:					
Total Files Size (in bytes):			78927		
<p>This Acknowledgement Receipt evidences receipt on the noted date by the USPTO of the indicated documents, characterized by the applicant, and including page counts, where applicable. It serves as evidence of receipt similar to a Post Card, as described in MPEP 503.</p> <p><u>New Applications Under 35 U.S.C. 111</u> If a new application is being filed and the application includes the necessary components for a filing date (see 37 CFR 1.53(b)-(d) and MPEP 506), a Filing Receipt (37 CFR 1.54) will be issued in due course and the date shown on this Acknowledgement Receipt will establish the filing date of the application.</p> <p><u>National Stage of an International Application under 35 U.S.C. 371</u> If a timely submission to enter the national stage of an international application is compliant with the conditions of 35 U.S.C. 371 and other applicable requirements a Form PCT/DO/EO/903 indicating acceptance of the application as a national stage submission under 35 U.S.C. 371 will be issued in addition to the Filing Receipt, in due course.</p> <p><u>New International Application Filed with the USPTO as a Receiving Office</u> If a new international application is being filed and the international application includes the necessary components for an international filing date (see PCT Article 11 and MPEP 1810), a Notification of the International Application Number and of the International Filing Date (Form PCT/RO/105) will be issued in due course, subject to prescriptions concerning national security, and the date shown on this Acknowledgement Receipt will establish the international filing date of the application.</p>					

PART B - FEE(S) TRANSMITTAL


Complete and send this form, together with applicable fee(s), to: **Mail** **Mail Stop ISSUE FEE**
Commissioner for Patents
P.O. Box 1450
Alexandria, Virginia 22313-1450
or Fax (571) 273-2885

INSTRUCTIONS: This form should be used for transmitting the ISSUE FEE and PUBLICATION FEE (if required). Blocks 1 through 5 should be completed where appropriate. All further correspondence including the Patent, advance orders and notification of maintenance fees will be mailed to the current correspondence address as indicated unless corrected below or directed otherwise in Block 1, by (a) specifying a new correspondence address; and/or (b) indicating a separate "FEE ADDRESS" for maintenance fee notifications.

CURRENT CORRESPONDENCE ADDRESS (Note: Use Block 1 for any change of address)

20995 7590 08/08/2005

KNOBBE MARTENS OLSON & BEAR LLP
 2040 MAIN STREET
 FOURTEENTH FLOOR
 IRVINE, CA 92614



Note: A certificate of mailing can only be used for domestic mailings of the Fee(s) Transmittal. This certificate cannot be used for any other accompanying papers. Each additional paper, such as an assignment or formal drawing, must have its own certificate of mailing or transmission.

Certificate of Mailing or Transmission

I hereby certify that this Fee(s) Transmittal is being deposited with the United States Postal Service with sufficient postage for first class mail in an envelope addressed to the Mail Stop ISSUE FEE address above, or being facsimile transmitted to the USPTO (571) 273-2885, on the date indicated below.

Aaron D. Barker	(Depositor's name)
<i>Aaron D. Barker</i>	(Signature)
November 4, 2005	(Date)

11/07/2005 GWORDF2 00000063 09519829

01 FC:2501 700.00 OP
 02 FC:8001 30.00 OP

APPLICATION NO.	FILING DATE	FIRST NAMED INVENTOR	ATTORNEY DOCKET NO.	CONFIRMATION NO.
09/519,829	03/06/2000	Sten-Olov Engberg	APRILS.001A	8563

TITLE OF INVENTION: USE OF PERSONAL COMMUNICATION DEVICES FOR USER AUTHENTICATION

APPLN. TYPE	SMALL ENTITY	ISSUE FEE	PUBLICATION FEE	TOTAL FEE(S) DUE	DATE DUE
nonprovisional	YES	\$700	\$0	\$700	11/08/2005

EXAMINER	ART UNIT	CLASS-SUBCLASS
HENEGHAN, MATTHEW E	2134	713-185000

1. Change of correspondence address or indication of "Fee Address" (37 CFR 1.363).
 Change of correspondence address (or Change of Correspondence Address form PTO/SB/122) attached.
 "Fee Address" indication (or "Fee Address" Indication form PTO/SB/47; Rev 03-02 or more recent) attached. Use of a Customer Number is required.

2. For printing on the patent front page, list
 (1) the names of up to 3 registered patent attorneys or agents OR, alternatively,
 (2) the name of a single firm (having as a member a registered attorney or agent) and the names of up to 2 registered patent attorneys or agents. If no name is listed, no name will be printed.
 1 Knobbe, Martens,
 2 Olson & Bear LLP
 3 _____

3. ASSIGNEE NAME AND RESIDENCE DATA TO BE PRINTED ON THE PATENT (print or type)
 PLEASE NOTE: Unless an assignee is identified below, no assignee data will appear on the patent. If an assignee is identified below, the document has been filed for recordation as set forth in 37 CFR 3.11. Completion of this form is NOT a substitute for filing an assignment.

(A) NAME OF ASSIGNEE April System Design AB (B) RESIDENCE: (CITY and STATE OR COUNTRY) Solna, Sweden

Please check the appropriate assignee category or categories (will not be printed on the patent): Individual Corporation or other private group entity Government

4a. The following fee(s) are enclosed:
 Issue Fee
 Publication Fee (No small entity discount permitted)
 Advance Order - # of Copies 10

4b. Payment of Fee(s):
 A check in the amount of the fee(s) is enclosed.
 Payment by credit card. Form PTO-2038 is attached.
 The Director is hereby authorized by charge the deficient required fee(s), or credit any overpayment, to Deposit Account Number 11-1410 (enclose an extra copy of this form).


5. Change in Entity Status (from status indicated above)
 a. Applicant claims SMALL ENTITY status. See 37 CFR 1.27. b. Applicant is no longer claiming SMALL ENTITY status. See 37 CFR 1.27(g)(2).

The Director of the USPTO is requested to apply the Issue Fee and Publication Fee (if any) or to re-apply any previously paid issue fee to the application identified above.
 NOTE: The Issue Fee and Publication Fee (if required) will not be accepted from anyone other than the applicant; a registered attorney or agent; or the assignee or other party in interest as shown by the records of the United States Patent and Trademark Office.

Authorized Signature Aaron D. Barker Date November 4, 2005
 Typed or printed name Aaron D. Barker Registration No. 51,432

This collection of information is required by 37 CFR 1.311. The information is required to obtain or retain a benefit by the public which is to file (and by the USPTO to process) an application. Confidentiality is governed by 35 U.S.C. 122 and 37 CFR 1.14. This collection is estimated to take 12 minutes to complete, including gathering, preparing, and submitting the completed application form to the USPTO. Time will vary depending upon the individual case. Any comments on the amount of time you require to complete this form and/or suggestions for reducing this burden, should be sent to the Chief Information Officer, U.S. Patent and Trademark Office, U.S. Department of Commerce, P.O. Box 1450, Alexandria, Virginia 22313-1450. DO NOT SEND FEES OR COMPLETED FORMS TO THIS ADDRESS. SEND TO: Commissioner for Patents, P.O. Box 1450, Alexandria, Virginia 22313-1450.

Under the Paperwork Reduction Act of 1995, no persons are required to respond to a collection of information unless it displays a valid OMB control number.



PATENT

Case Docket No. APRILS.001A
Date: November 4, 2005

IN THE UNITED STATES PATENT AND TRADEMARK OFFICE

Applicant(s) : Sten-Olov Engberg, et al.
Appl. No. : 09/519,829
Filed : March 6, 2000
For : USE OF PERSONAL
COMMUNICATION DEVICES
FOR USER AUTHENTICATION
Group Art Unit : 2134
Class/Sub-Class : 713-185000
Examiner : M. Heneghan

I hereby certify that this correspondence and all marked attachments are being deposited with the United States Postal Service as first class mail in an envelope addressed to: Mail Stop Issue Fee, Commissioner for Patents, P.O. Box 1450, Alexandria, VA 22313-1450, on

November 4, 2005

(Date)

Aaron D. Barker, Reg. No. 51,432

TRANSMITTAL LETTER

MAIL STOP ISSUE FEE
Commissioner for Patents
P.O. Box 1450
Alexandria, VA 22313-1450

Dear Sir:

Enclosed for filing is the Issue Fee for the above-identified application:

- (X) Form PTOL-85.
- (X) A check in the amount of \$730 to cover the issue fee and advanced order of copies is enclosed.
- (X) The Commissioner is hereby authorized to charge any additional fees which may be required, or credit any overpayment, to Account No. 11-1410.
- (X) Return prepaid postcard.

Aaron D. Barker
Registration No. 51,432
Attorney of Record
Customer No. 20,995
(949) 760-0404

2047934:ctc//110405



UNITED STATES PATENT AND TRADEMARK OFFICE

UNITED STATES DEPARTMENT OF COMMERCE
United States Patent and Trademark Office
Address: COMMISSIONER FOR PATENTS
P.O. Box 1450
Alexandria, Virginia 22313-1450
www.uspto.gov

NOTICE OF ALLOWANCE AND FEE(S) DUE

20995 7590 08/08/2005
KNOBBE MARTENS OLSON & BEAR LLP
2040 MAIN STREET
FOURTEENTH FLOOR
IRVINE, CA 92614

EXAMINER

HENEZHAN, MATTHEW E

ART UNIT PAPER NUMBER

2134

DATE MAILED: 08/08/2005

Table with 5 columns: APPLICATION NO., FILING DATE, FIRST NAMED INVENTOR, ATTORNEY DOCKET NO., CONFIRMATION NO.
09/519,829 03/06/2000 Sten-Olov Engberg APRILS.001A 8563

TITLE OF INVENTION: USE OF PERSONAL COMMUNICATION DEVICES FOR USER AUTHENTICATION

Table with 6 columns: APPLN. TYPE, SMALL ENTITY, ISSUE FEE, PUBLICATION FEE, TOTAL FEE(S) DUE, DATE DUE
nonprovisional YES \$700 \$0 \$700 11/08/2005

THE APPLICATION IDENTIFIED ABOVE HAS BEEN EXAMINED AND IS ALLOWED FOR ISSUANCE AS A PATENT. PROSECUTION ON THE MERITS IS CLOSED. THIS NOTICE OF ALLOWANCE IS NOT A GRANT OF PATENT RIGHTS. THIS APPLICATION IS SUBJECT TO WITHDRAWAL FROM ISSUE AT THE INITIATIVE OF THE OFFICE OR UPON PETITION BY THE APPLICANT. SEE 37 CFR 1.313 AND MPEP 1308.

THE ISSUE FEE AND PUBLICATION FEE (IF REQUIRED) MUST BE PAID WITHIN THREE MONTHS FROM THE MAILING DATE OF THIS NOTICE OR THIS APPLICATION SHALL BE REGARDED AS ABANDONED. THIS STATUTORY PERIOD CANNOT BE EXTENDED. SEE 35 U.S.C. 151. THE ISSUE FEE DUE INDICATED ABOVE REFLECTS A CREDIT FOR ANY PREVIOUSLY PAID ISSUE FEE APPLIED IN THIS APPLICATION. THE PTOL-85B (OR AN EQUIVALENT) MUST BE RETURNED WITHIN THIS PERIOD EVEN IF NO FEE IS DUE OR THE APPLICATION WILL BE REGARDED AS ABANDONED.

HOW TO REPLY TO THIS NOTICE:

I. Review the SMALL ENTITY status shown above.

If the SMALL ENTITY is shown as YES, verify your current SMALL ENTITY status:

- A. If the status is the same, pay the TOTAL FEE(S) DUE shown above.
B. If the status above is to be removed, check box 5b on Part B - Fee(s) Transmittal and pay the PUBLICATION FEE (if required) and twice the amount of the ISSUE FEE shown above, or

If the SMALL ENTITY is shown as NO:

- A. Pay TOTAL FEE(S) DUE shown above, or
B. If applicant claimed SMALL ENTITY status before, or is now claiming SMALL ENTITY status, check box 5a on Part B - Fee(s) Transmittal and pay the PUBLICATION FEE (if required) and 1/2 the ISSUE FEE shown above.

II. PART B - FEE(S) TRANSMITTAL should be completed and returned to the United States Patent and Trademark Office (USPTO) with your ISSUE FEE and PUBLICATION FEE (if required). Even if the fee(s) have already been paid, Part B - Fee(s) Transmittal should be completed and returned. If you are charging the fee(s) to your deposit account, section "4b" of Part B - Fee(s) Transmittal should be completed and an extra copy of the form should be submitted.

III. All communications regarding this application must give the application number. Please direct all communications prior to issuance to Mail Stop ISSUE FEE unless advised to the contrary.

IMPORTANT REMINDER: Utility patents issuing on applications filed on or after Dec. 12, 1980 may require payment of maintenance fees. It is patentee's responsibility to ensure timely payment of maintenance fees when due.

PART B - FEE(S) TRANSMITTAL

Complete and send this form, together with applicable fee(s), to: Mail **Mail Stop ISSUE FEE
Commissioner for Patents
P.O. Box 1450
Alexandria, Virginia 22313-1450
or Fax **(571) 273-2885****

INSTRUCTIONS: This form should be used for transmitting the ISSUE FEE and PUBLICATION FEE (if required). Blocks 1 through 5 should be completed where appropriate. All further correspondence including the Patent, advance orders and notification of maintenance fees will be mailed to the current correspondence address as indicated unless corrected below or directed otherwise in Block 1, by (a) specifying a new correspondence address; and/or (b) indicating a separate "FEE ADDRESS" for maintenance fee notifications.

CURRENT CORRESPONDENCE ADDRESS (Note: Use Block 1 for any change of address)

20995 7590 08/08/2005
KNOBBE MARTENS OLSON & BEAR LLP
2040 MAIN STREET
FOURTEENTH FLOOR
IRVINE, CA 92614

Note: A certificate of mailing can only be used for domestic mailings of the Fee(s) Transmittal. This certificate cannot be used for any other accompanying papers. Each additional paper, such as an assignment or formal drawing, must have its own certificate of mailing or transmission.

Certificate of Mailing or Transmission
 I hereby certify that this Fee(s) Transmittal is being deposited with the United States Postal Service with sufficient postage for first class mail in an envelope addressed to the Mail Stop ISSUE FEE address above, or being facsimile transmitted to the USPTO (571) 273-2885, on the date indicated below.

	(Depositor's name)
	(Signature)
	(Date)

APPLICATION NO.	FILING DATE	FIRST NAMED INVENTOR	ATTORNEY DOCKET NO.	CONFIRMATION NO.
09/519,829	03/06/2000	Sten-Olov Engberg	APRILS.001A	8563

TITLE OF INVENTION: USE OF PERSONAL COMMUNICATION DEVICES FOR USER AUTHENTICATION

APPLN. TYPE	SMALL ENTITY	ISSUE FEE	PUBLICATION FEE	TOTAL FEE(S) DUE	DATE DUE
nonprovisional	YES	\$700	\$0	\$700	11/08/2005

EXAMINER	ART UNIT	CLASS-SUBCLASS
HENEGHAN, MATTHEW E	2134	713-185000

<p>1. Change of correspondence address or indication of "Fee Address" (37 CFR 1.363).</p> <p><input type="checkbox"/> Change of correspondence address (or Change of Correspondence Address form PTO/SB/122) attached.</p> <p><input type="checkbox"/> "Fee Address" indication (or "Fee Address" Indication form PTO/SB/47; Rev 03-02 or more recent) attached. Use of a Customer Number is required.</p>	<p>2. For printing on the patent front page, list</p> <p>(1) the names of up to 3 registered patent attorneys or agents OR, alternatively, _____ 1</p> <p>(2) the name of a single firm (having as a member a registered attorney or agent) and the names of up to 2 registered patent attorneys or agents. If no name is listed, no name will be printed. _____ 2</p> <p>_____ 3</p>
---	---

3. ASSIGNEE NAME AND RESIDENCE DATA TO BE PRINTED ON THE PATENT (print or type)

PLEASE NOTE: Unless an assignee is identified below, no assignee data will appear on the patent. If an assignee is identified below, the document has been filed for recordation as set forth in 37 CFR 3.11. Completion of this form is NOT a substitute for filing an assignment.

(A) NAME OF ASSIGNEE _____ (B) RESIDENCE: (CITY and STATE OR COUNTRY) _____

Please check the appropriate assignee category or categories (will not be printed on the patent) : Individual Corporation or other private group entity Government

<p>4a. The following fee(s) are enclosed:</p> <p><input type="checkbox"/> Issue Fee</p> <p><input type="checkbox"/> Publication Fee (No small entity discount permitted)</p> <p><input type="checkbox"/> Advance Order - # of Copies _____</p>	<p>4b. Payment of Fee(s):</p> <p><input type="checkbox"/> A check in the amount of the fee(s) is enclosed.</p> <p><input type="checkbox"/> Payment by credit card. Form PTO-2038 is attached.</p> <p><input type="checkbox"/> The Director is hereby authorized by charge the required fee(s), or credit any overpayment, to Deposit Account Number _____ (enclose an extra copy of this form).</p>
--	---

5. **Change in Entity Status** (from status indicated above)

a. Applicant claims SMALL ENTITY status. See 37 CFR 1.27. b. Applicant is no longer claiming SMALL ENTITY status. See 37 CFR 1.27(e)(2).

The Director of the USPTO is requested to apply the Issue Fee and Publication Fee (if any) or to re-apply any previously paid issue fee to the application identified above. NOTE: The Issue Fee and Publication Fee (if required) will not be accepted from anyone other than the applicant; a registered attorney or agent; or the assignee or other party in interest as shown by the records of the United States Patent and Trademark Office.

Authorized Signature _____ Date _____

Typed or printed name _____ Registration No. _____

This collection of information is required by 37 CFR 1.311. The information is required to obtain or retain a benefit by the public which is to file (and by the USPTO to process) an application. Confidentiality is governed by 35 U.S.C. 122 and 37 CFR 1.14. This collection is estimated to take 12 minutes to complete, including gathering, preparing, and submitting the completed application form to the USPTO. Time will vary depending upon the individual case. Any comments on the amount of time you require to complete this form and/or suggestions for reducing this burden, should be sent to the Chief Information Officer, U.S. Patent and Trademark Office, U.S. Department of Commerce, P.O. Box 1450, Alexandria, Virginia 22313-1450. **DO NOT SEND FEES OR COMPLETED FORMS TO THIS ADDRESS. SEND TO: Commissioner for Patents, P.O. Box 1450, Alexandria, Virginia 22313-1450.**

Under the Paperwork Reduction Act of 1995, no persons are required to respond to a collection of information unless it displays a valid OMB control number.



UNITED STATES PATENT AND TRADEMARK OFFICE

UNITED STATES DEPARTMENT OF COMMERCE
United States Patent and Trademark Office
Address: COMMISSIONER FOR PATENTS
P.O. Box 1450
Alexandria, Virginia 22313-1450
www.uspto.gov

APPLICATION NO.	FILING DATE	FIRST NAMED INVENTOR	ATTORNEY DOCKET NO.	CONFIRMATION NO.
09/519,829	03/06/2000	Sten-Olov Engberg	APRILS.001A	8563
20995	7590	08/08/2005	EXAMINER HENEGHAN, MATTHEW E	
KNOBBE MARTENS OLSON & BEAR LLP 2040 MAIN STREET FOURTEENTH FLOOR IRVINE, CA 92614			ART UNIT	PAPER NUMBER
			2134	

DATE MAILED: 08/08/2005

Determination of Patent Term Extension under 35 U.S.C. 154 (b)
(application filed after June 7, 1995 but prior to May 29, 2000)

The Patent Term Extension is 0 day(s). Any patent to issue from the above-identified application will include an indication of the 0 day extension on the front page.

If a Continued Prosecution Application (CPA) was filed in the above-identified application, the filing date that determines Patent Term Extension is the filing date of the most recent CPA.

Applicant will be able to obtain more detailed information by accessing the Patent Application Information Retrieval (PAIR) WEB site (<http://pair.uspto.gov>).

Any questions regarding the Patent Term Extension or Adjustment determination should be directed to the Office of Patent Legal Administration at (571) 272-7702. Questions relating to issue and publication fee payments should be directed to the Customer Service Center of the Office of Patent Publication at (703) 305-8283.

Notice of Allowability	Application No.	Applicant(s)	
	09/519,829	ENGBERG ET AL.	
	Examiner	Art Unit	
	Matthew Heneghan	2134	

-- The MAILING DATE of this communication appears on the cover sheet with the correspondence address--

All claims being allowable, PROSECUTION ON THE MERITS IS (OR REMAINS) CLOSED in this application. If not included herewith (or previously mailed), a Notice of Allowance (PTOL-85) or other appropriate communication will be mailed in due course. **THIS NOTICE OF ALLOWABILITY IS NOT A GRANT OF PATENT RIGHTS.** This application is subject to withdrawal from issue at the initiative of the Office or upon petition by the applicant. See 37 CFR 1.313 and MPEP 1308.

1. This communication is responsive to the amendment filed 12 May 2005.
2. The allowed claim(s) is/are 28,29 and 32-36.
3. The drawings filed on 11 March 2004 are accepted by the Examiner.
4. Acknowledgment is made of a claim for foreign priority under 35 U.S.C. § 119(a)-(d) or (f).
 - a) All b) Some* c) None of the:
 1. Certified copies of the priority documents have been received.
 2. Certified copies of the priority documents have been received in Application No. _____.
 3. Copies of the certified copies of the priority documents have been received in this national stage application from the International Bureau (PCT Rule 17.2(a)).

* Certified copies not received: _____.

Applicant has THREE MONTHS FROM THE "MAILING DATE" of this communication to file a reply complying with the requirements noted below. Failure to timely comply will result in ABANDONMENT of this application. **THIS THREE-MONTH PERIOD IS NOT EXTENDABLE.**

5. A SUBSTITUTE OATH OR DECLARATION must be submitted. Note the attached EXAMINER'S AMENDMENT or NOTICE OF INFORMAL PATENT APPLICATION (PTO-152) which gives reason(s) why the oath or declaration is deficient.
6. CORRECTED DRAWINGS (as "replacement sheets") must be submitted.
 - (a) including changes required by the Notice of Draftsperson's Patent Drawing Review (PTO-948) attached
 - 1) hereto or 2) to Paper No./Mail Date _____.
 - (b) including changes required by the attached Examiner's Amendment / Comment or in the Office action of Paper No./Mail Date _____.

Identifying indicia such as the application number (see 37 CFR 1.84(c)) should be written on the drawings in the front (not the back) of each sheet. Replacement sheet(s) should be labeled as such in the header according to 37 CFR 1.121(d).
7. DEPOSIT OF and/or INFORMATION about the deposit of BIOLOGICAL MATERIAL must be submitted. Note the attached Examiner's comment regarding REQUIREMENT FOR THE DEPOSIT OF BIOLOGICAL MATERIAL.

Attachment(s)

- | | |
|---|---|
| 1. <input checked="" type="checkbox"/> Notice of References Cited (PTO-892) | 5. <input type="checkbox"/> Notice of Informal Patent Application (PTO-152) |
| 2. <input type="checkbox"/> Notice of Draftsperson's Patent Drawing Review (PTO-948) | 6. <input checked="" type="checkbox"/> Interview Summary (PTO-413),
Paper No./Mail Date <u>7/21/05</u> . |
| 3. <input type="checkbox"/> Information Disclosure Statements (PTO-1449 or PTO/SB/08),
Paper No./Mail Date _____ | 7. <input checked="" type="checkbox"/> Examiner's Amendment/Comment |
| 4. <input type="checkbox"/> Examiner's Comment Regarding Requirement for Deposit
of Biological Material | 8. <input checked="" type="checkbox"/> Examiner's Statement of Reasons for Allowance |
| | 9. <input type="checkbox"/> Other _____. |

EXAMINER'S AMENDMENT

An examiner's amendment to the record appears below. Should the changes and/or additions be unacceptable to applicant, an amendment may be filed as provided by 37 CFR 1.312. To ensure consideration of such an amendment, it MUST be submitted no later than the payment of the issue fee.


Claim 34 is amended as follows:

After the first line, a limitation is added, "a computer processor;"

The limitation beginning on the original fifth line is amended to "a control module executed on the computer processor configured to create..."

Authorization for this examiner's amendment was given in a telephone interview with Attorney Stephen Jensen on 21 July 2005.

MTH
7/21/05


GILBERTO BARRON JR.
SUPERVISORY PATENT EXAMINER
TECHNOLOGY CENTER 2100

DETAILED ACTION

Continued Examination Under 37 CFR 1.114

1. A request for continued examination under 37 CFR 1.114, including the fee set forth in 37 CFR 1.17(e), was filed in this application after final rejection. Since this application is eligible for continued examination under 37 CFR 1.114, and the fee set forth in 37 CFR 1.17(e) has been timely paid, the finality of the previous Office action has been withdrawn pursuant to 37 CFR 1.114. Applicant's submission filed on 12 May 2005 has been entered.

2. In response to the first office action, claims 28 and 34 have been amended and claims 30, 31, and 37-53 have been cancelled. Claims 28, 29, and 30-36 have been examined.

Allowable Subject Matter

3. Claims 28, 29, and 32-36 are allowed.

4. The following is an examiner's statement of reasons for allowance:

In each independent claim, no art could be found wherein the transaction for determining the password in the setting up of a new calling-card-derived temporary

network account is performed entirely over a connection other than that used by eventual network account.

Some of the closest art, the "Monkey Technical Overview" (see IDS filed 23 May 2000), sets up a password for a temporary account, but the user request is sent over the network account connection. This is also the case in as well as U.S. Patent No. 6,075,860 to Ketcham and U.S. Patent No. 5,949,882 to Angelo.

U.S. Patent No. 5,265,155 to Castro and U.S. Patent No. 6,795,852 to Kleinrock et al. disclose the construction of an account using an external connection, but do not suggest any password exchange.

U.S. Patent No. 5,749,075 to Toader et al. discloses the use of a temporary account with a PIN, but the PIN is initially issued and not changeable.

Any comments considered necessary by applicant must be submitted no later than the payment of the issue fee and, to avoid processing delays, should preferably accompany the issue fee. Such submissions should be clearly labeled "Comments on Statement of Reasons for Allowance."

Conclusion

5. Any inquiry concerning this communication or earlier communications from the examiner should be directed to Matthew E. Heneghan, whose telephone number is (571) 272-3834. The examiner can normally be reached on Monday-Friday from 8:30 AM - 4:30 PM Eastern Time.

Application/Control Number: 09/519,829
Art Unit: 2134

Page 5
4

If attempts to reach the examiner by telephone are unsuccessful, the examiner's supervisor, Gregory Morse, can be reached at (571) 272-3838.

Any response to this action should be mailed to:

Commissioner of Patents and Trademarks
P.O. Box 1450
Alexandria, VA 22313-1450

Or faxed to:


(571) 273-3800

Any inquiry of a general nature or relating to the status of this application or proceeding should be directed to the receptionist whose telephone number is (571) 272-2100.

Information regarding the status of an application may be obtained from the Patent Application Information Retrieval (PAIR) system. Status information for published applications may be obtained from either Private PAIR or Public PAIR. Status information for unpublished applications is available through Private PAIR only. For more information about the PAIR system, see <http://pair-direct.uspto.gov>. Should you have questions on access to the Private PAIR system, contact the Electronic Business Center (EBC) at 866-217-9197 (toll-free).

MEH *MEH*

July 21, 2005


GILBERTO BARRON JR.
SUPERVISORY PATENT EXAMINER
TECHNOLOGY CENTER 2100

Examiner-Initiated Interview Summary	Application No. 09/519,829	Applicant(s) ENGBERG ET AL.	
	Examiner Matthew Heneghan	Art Unit 2134	

All Participants:

(1) Matthew Heneghan.

(2) Attorney Stephen Jensen.

Date of Interview: 21 July 2005

Status of Application: Pending

(3) _____

(4) _____

Time: 2:00 PM EDT

Type of Interview:

Telephonic

Video Conference

Personal (Copy given to: Applicant Applicant's representative)

Exhibit Shown or Demonstrated: Yes No

If Yes, provide a brief description:

Part I.

Rejection(s) discussed:
N/A

Claims discussed:
34

Prior art documents discussed:
N/A

Part II.

SUBSTANCE OF INTERVIEW DESCRIBING THE GENERAL NATURE OF WHAT WAS DISCUSSED:
See Continuation Sheet

Part III.

It is not necessary for applicant to provide a separate record of the substance of the interview, since the interview directly resulted in the allowance of the application. The examiner will provide a written summary of the substance of the interview in the Notice of Allowability.

It is not necessary for applicant to provide a separate record of the substance of the interview, since the interview did not result in resolution of all issues. A brief summary by the examiner appears in Part II above.

Matthew Heneghan 7/21/05

(Examiner/SPE Signature) (Applicant/Applicant's Representative Signature – if appropriate)

Continuation of Substance of Interview including description of the general nature of what was discussed: The Examiner communicated that claim 34 as submitted was non-statutory under 35 U.S.C. 101 because it taught to functional descriptive material that was not tangibly embodied. The Examiner proposed an amendment to claim 34 to bring it to a state of allowance, to which Attorney Jensen agreed..

Notice of References Cited	Application/Control No. 09/519,829	Applicant(s)/Patent Under Reexamination ENGBERG ET AL.	
	Examiner Matthew Heneghan	Art Unit 2134	Page 1 of 1

U.S. PATENT DOCUMENTS

*	Document Number Country Code-Number-Kind Code	Date MM-YYYY	Name	Classification
X	A US-5,265,155	11-1993	Castro, Peter D.	379/114.2
X	B US-5,749,075	05-1998	Toader et al.	705/14
X	C US-5,949,882	09-1999	Angelo, Michael F.	713/185
X	D US-6,075,860	06-2000	Ketcham, Carl	713/185
X	E US-6,795,852	09-2004	Kleinrock et al.	709/220
X	F US-			
X	G US-			
X	H US-			
X	I US-			
X	J US-			
X	K US-			
X	L US-			
X	M US-			


FOREIGN PATENT DOCUMENTS

*	Document Number Country Code-Number-Kind Code	Date MM-YYYY	Country	Name	Classification
N					
O					
P					
Q					
R					
S					
T					

NON-PATENT DOCUMENTS

*	Include as applicable: Author, Title Date, Publisher, Edition or Volume, Pertinent Pages)
U	
V	
W	
X	

*A copy of this reference is not being furnished with this Office action. (See MPEP § 707.05(a).)
Dates in MM-YYYY format are publication dates. Classifications may be US or foreign.


Issue Classification 	Application/Control No.	Applicant(s)/Patent under Reexamination	
	09/519,829	ENGBERG ET AL.	
	Examiner	Art Unit	
	Matthew Heneghan	2134	

ISSUE CLASSIFICATION										
ORIGINAL					CROSS REFERENCE(S)					
CLASS	SUBCLASS				CLASS	SUBCLASS (ONE SUBCLASS PER BLOCK)				
713	185				379	114.2				
INTERNATIONAL CLASSIFICATION					709	219				
G	0	7	F	07/10	713	183	201	202		
H	0	4	L	09/32						
H	0	4	L	12/14						
H	0	4	M	15/00						
				/						

<i>M.H. Heneghan</i> (Assistant Examiner) (Date) 7/19/05	GILBERTO BARRON JR. SUPERVISORY PATENT EXAMINER TECHNOLOGY CENTER 2100 (Primary Examiner) (Date) 7/22/05	Total Claims Allowed: 7	
<i>Bonnda Harmon</i> (Legal Instruments Examiner) (Date)		O.G. Print Claim(s) 28	O.G. Print Fig. 1

<input type="checkbox"/> Claims renumbered in the same order as presented by applicant		<input type="checkbox"/> CPA		<input type="checkbox"/> T.D.		<input type="checkbox"/> R.1.47	
Final	Original	Final	Original	Final	Original	Final	Original
	1		31		61		91
	2		32		62		92
	3		33		63		93
	4		34		64		94
	5		35		65		95
	6		36		66		96
	7		37		67		97
	8		38		68		98
	9		39		69		99
	10		40		70		100
	11		41		71		101
	12		42		72		102
	13		43		73		103
	14		44		74		104
	15		45		75		105
	16		46		76		106
	17		47		77		107
	18		48		78		108
	19		49		79		109
	20		50		80		110
	21		51		81		111
	22		52		82		112
	23		53		83		113
	24		54		84		114
	25		55		85		115
	26		56		86		116
	27		57		87		117
1	28		58		88		118
2	29		59		89		119
	30		60		90		120
							121
							122
							123
							124
							125
							126
							127
							128
							129
							130
							131
							132
							133
							134
							135
							136
							137
							138
							139
							140
							141
							142
							143
							144
							145
							146
							147
							148
							149
							150
							151
							152
							153
							154
							155
							156
							157
							158
							159
							160
							161
							162
							163
							164
							165
							166
							167
							168
							169
							170
							171
							172
							173
							174
							175
							176
							177
							178
							179
							180
							181
							182
							183
							184
							185
							186
							187
							188
							189
							190
							191
							192
							193
							194
							195
							196
							197
							198
							199
							200
							201
							202
							203
							204
							205
							206
							207
							208
							209
							210

Search Notes



Application/Control No.

09/519,829

Examiner

Matthew Heneghan

Applicant(s)/Patent under Reexamination

ENGBERG ET AL.

Art Unit

2134

SEARCHED

Class	Subclass	Date	Examiner
713	182,183, 185,202	7/18/2005	MH
379	114.2	7/19/2005	MH
709	219	7/19/2005	MH

INTERFERENCE SEARCHED

Class	Subclass	Date	Examiner
713	182,183	7/19/2005	MH
713	185,202	7/19/2005	MH
379	114.2	7/19/2005	MH
709/219		7/19/2005	MH

**SEARCH NOTES
(INCLUDING SEARCH STRATEGY)**

	DATE	EXMR
EAST, keywords: password, passcode, network, cellphone, temporary account, guest, delete, tear down, terminate, expunge,remov	7/18/2005	MH
Consulted with Pat Salce, Marc Bookbinder re 101 rejections	7/21/2005	MH

Index of Claims



Application/Control No.

09/519,829

Examiner

Matthew Heneghan

Applicant(s)/Patent under Reexamination

ENGBERG ET AL.

Art Unit

2134

√	Rejected
=	Allowed

-	(Through numeral) Cancelled
+	Restricted

N	Non-Elected
I	Interference

A	Appeal
O	Objected

Claim		Date				
Final	Original	7/19/05				
	1					
	2					
	3					
	4					
	5					
	6					
	7					
	8					
	9					
	10					
	11					
	12					
	13					
	14					
	15					
	16					
	17					
	18					
	19					
	20					
	21					
	22					
	23					
	24					
	25					
	26					
	27					
1	28	=				
2	29	=				
	30					
	31					
3	32	=				
4	33	=				
5	34	=				
6	35	=				
7	36	=				
	37					
	38					
	39					
	40					
	41					
	42					
	43					
	44					
	45					
	46					
	47					
	48					
	49					
	50					

Claim		Date				
Final	Original					
	51					
	52					
	53					
	54					
	55					
	56					
	57					
	58					
	59					
	60					
	61					
	62					
	63					
	64					
	65					
	66					
	67					
	68					
	69					
	70					
	71					
	72					
	73					
	74					
	75					
	76					
	77					
	78					
	79					
	80					
	81					
	82					
	83					
	84					
	85					
	86					
	87					
	88					
	89					
	90					
	91					
	92					
	93					
	94					
	95					
	96					
	97					
	98					
	99					
	100					


Claim		Date				
Final	Original					
	101					
	102					
	103					
	104					
	105					
	106					
	107					
	108					
	109					
	110					
	111					
	112					
	113					
	114					
	115					
	116					
	117					
	118					
	119					
	120					
	121					
	122					
	123					
	124					
	125					
	126					
	127					
	128					
	129					
	130					
	131					
	132					
	133					
	134					
	135					
	136					
	137					
	138					
	139					
	140					
	141					
	142					
	143					
	144					
	145					
	146					
	147					
	148					
	149					
	150					

S97 2	101	((temporary guest) adj account) and (delete (tear adj down) remove)	US-PGPUB; USPAT; EPO; JPO; DERWENT; IBM_TDB	OR	ON	2005/07/18 09:53
S97 3	4	((temporary guest) adj account) same (delete (tear adj down) remove)	US-PGPUB; USPAT; EPO; JPO; DERWENT; IBM_TDB	OR	ON	2005/07/18 09:54
S97 4	11	((temporary guest) adj account) same (terminat\$ expung\$)	US-PGPUB; USPAT; EPO; JPO; DERWENT; IBM_TDB	OR	ON	2005/07/18 09:58
S97 5	0	((temporary guest) adj account) near2 remove	US-PGPUB; USPAT; EPO; JPO; DERWENT; IBM_TDB	OR	ON	2005/07/18 09:59
S97 6	77	((temporary guest) adj account) and remove	US-PGPUB; USPAT; EPO; JPO; DERWENT; IBM_TDB	OR	ON	2005/07/18 10:03
S97 7	22	((temporary) adj account) and delete	US-PGPUB; USPAT; EPO; JPO; DERWENT; IBM_TDB	OR	ON	2005/07/18 10:03
S97 8	102	("5153919" "6226364" "5323146") and (password passcode pass)	US-PGPUB; USPAT; EPO; JPO; DERWENT; IBM_TDB	OR	OFF	2005/07/18 16:14
S97 9	241	713/182,183,185,202.ccls. and (pass password passcode) and (cellular cellphone)	US-PGPUB; USPAT; EPO; JPO; DERWENT; IBM_TDB	OR	OFF	2005/07/18 16:15
S98 0	117	713/182,183,185,202.ccls. and (pass password passcode) and (cellular cellphone) and account	US-PGPUB; USPAT; EPO; JPO; DERWENT; IBM_TDB	OR	OFF	2005/07/18 16:15

Ref #	Hits	Search Query	DBs	Default Operator	Plurals	Time Stamp
L2	1	"5742756".PN.	USPAT; USOCR	OR	ON	2005/07/19 09:35
L3	1	"5740361".PN.	USPAT; USOCR	OR	ON	2005/07/19 09:36
L4	1	"5602918".PN.	USPAT; USOCR	OR	ON	2005/07/19 09:36
L5	1	"5588059".PN.	USPAT; USOCR	OR	ON	2005/07/19 09:37
L6	1	"5557679".PN.	USPAT; USOCR	OR	ON	2005/07/19 09:37
L7	117	713/182,183,185,202.ccls. and (pass password passcode) and (cellular cellphone) and account	US-PGPUB; USPAT; EPO; JPO; DERWENT; IBM_TDB	OR	OFF	2005/07/19 09:40
L8	41	713/185.ccls. and 713/202.ccls.	US-PGPUB; USPAT; EPO; JPO; DERWENT; IBM_TDB	OR	OFF	2005/07/19 09:48
L9	2	379/114.2.ccls. and ("709"/\$.ccls. "713"/\$.ccls.)	US-PGPUB; USPAT; EPO; JPO; DERWENT; IBM_TDB	OR	OFF	2005/07/19 09:49
L10	185	379/114.2.ccls. and network	US-PGPUB; USPAT; EPO; JPO; DERWENT; IBM_TDB	OR	OFF	2005/07/19 10:04
L11	42	379/114.2.ccls. and network and (password passcode)	US-PGPUB; USPAT; EPO; JPO; DERWENT; IBM_TDB	OR	OFF	2005/07/19 09:52
L12	45	"5265155"	US-PGPUB; USPAT; EPO; JPO; DERWENT; IBM_TDB	OR	OFF	2005/07/19 10:06
L13	0	"5265155" and (passsword passcode)	US-PGPUB; USPAT; EPO; JPO; DERWENT; IBM_TDB	OR	OFF	2005/07/19 10:04

Search History 7/19/05 3:16:37 PM Page 1
C:\Documents and Settings\MHeneghan\My Documents\EAST\Workspaces\Matt1.wsp

L14	76	"5265155" "5440621"	US-PGPUB; USPAT; EPO; JPO; DERWENT; IBM_TDB	OR	OFF	2005/07/19 10:14
L15	15	("5265155" "5440621") and (password passcode)	US-PGPUB; USPAT; EPO; JPO; DERWENT; IBM_TDB	OR	OFF	2005/07/19 10:06
L16	82	"5265155" "5440621" "5774535"	US-PGPUB; USPAT; EPO; JPO; DERWENT; IBM_TDB	OR	OFF	2005/07/19 11:15
L17	1	"6012088".PN.	USPAT; USOCR	OR	ON	2005/07/19 11:00
L18	1	"6003770".PN.	USPAT; USOCR	OR	ON	2005/07/19 11:11
L19	1	"5953398".PN.	USPAT; USOCR	OR	ON	2005/07/19 11:11
L20	1	"5909549".PN.	USPAT; USOCR	OR	ON	2005/07/19 11:12
L21	1	"5802502".PN.	USPAT; USOCR	OR	ON	2005/07/19 11:12
L22	1	"5793763".PN.	USPAT; USOCR	OR	ON	2005/07/19 11:12
L23	1	"5749075".PN.	USPAT; USOCR	OR	ON	2005/07/19 11:13
L24	47	"5749075"	US-PGPUB; USPAT; EPO; JPO; DERWENT; IBM_TDB	OR	OFF	2005/07/19 11:43
L26	8	709/219.ccls. and cellphone and (password passcode)	US-PGPUB; USPAT; EPO; JPO; DERWENT; IBM_TDB	OR	ON	2005/07/19 14:31
S97 0	34	cellular and (temporary adj account)	US-PGPUB; USPAT; EPO; JPO; DERWENT; IBM_TDB	OR	ON	2005/07/18 09:49
S97 1	62	cellular and ((temporary guest) adj account)	US-PGPUB; USPAT; EPO; JPO; DERWENT; IBM_TDB	OR	ON	2005/07/18 09:53



APRILS.001

PATENT

IN THE UNITED STATES PATENT AND TRADEMARK OFFICE

Applicant : Sten-Olov Engberg et al.
 Appl. No. : 09/519,829
 Filed : March 6, 2000
 For : USE OF PERSONAL
 COMMUNICATION DEVICES
 FOR USER AUTHENTICATION
 Examiner : Matthew E. Heneghan
 Group Art Unit : 2134

CERTIFICATE OF MAILING

I hereby certify that this correspondence and all marked attachments are being deposited with the United States Postal Service as first-class mail in an envelope addressed to: Commissioner for Patents, P.O. Box 1450, Alexandria, VA 22313-1450, on

9 May 2005

(Date)

Stephen C. Jensen
Stephen C. Jensen, Reg. No. 35,556

AMENDMENT AND RESPONSE TO FINAL OFFICE ACTION

Mail Stop AF

Commissioner for Patents
P.O. Box 1450
Alexandria, VA 22313-1450

Dear Sir:

The following amendments and remarks are filed in response to the Final Office Action mailed February 7, 2005. As May 7, 2005 was a Saturday, Applicants respectfully submit the following amendments and remarks on or before three months from the mailing date of the Final Office Action.

Amendments to the Claims are reflected in the listing of claims which begins on page 2 of this paper.

Summary of Interview begins on page 4 of this paper.

Remarks/Arguments begin on page 5 of this paper.

Appl. No. : 09/519,829
Filed : March 6, 2000

AMENDMENTS TO THE CLAIMS

This listing of claims will replace all prior versions and listings of claims in the application. The listing of claims present each claim with its respective status shown in parentheses.

In the following list, Claims 28 and 34 are currently amended, Claims 30-31 and 37-53 are canceled, and Claims 29, 32-33 and 35-36 remain as previously presented.

Listing of Claims

Claims 1-27 (Canceled)

Claim 28 (Currently amended): A method of authenticating a user on a first secure computer network, the user having a user account on said first secure computer network, the method comprising:

associating the user with a personal communication device possessed by the user, said personal communication device in communication over a second network, wherein said second network is a cell phone network different from the first secure computer network;

receiving a request from the user for a token via the personal communication device, over the second network;

generating a new password for said first secure computer network based at least upon [[a]] the token and a passcode, wherein the token is not known to the user and wherein the passcode is known to the user;

setting a password associated with the user to be the new password;

activating access the user account on the first secure computer network;

transmitting the token to the personal communication device; [[and]]

receiving the password from the user via the first secure computer network; and

deactivating access to the user account on the first secure computer network within a predetermined amount of time after said activating, such that said user account is not accessible through any password, via said first secure computer network.

Claim 29 (Previously presented): The method of Claim 28, wherein the new password is generated by concatenating the token and the passcode.

Claims 30-31 (Canceled)

Appl. No. : 09/519,829
Filed : March 6, 2000

Claim 32 (Previously presented): The method of Claim 28, wherein the personal communication device is a mobile phone.

Claim 33 (Previously presented): The method of Claim 28, wherein the personal communication device is a pager.

Claim 34 (Previously presented): A user authentication system comprising:
a user database configured to associate a user with a personal communication device possessed by the user, said personal communication device configured to communicate over a cell phone network with the user authentication system;
a control module configured to create a new password based at least upon a token and a passcode, wherein the token is not known to the user and wherein the passcode is known to the user, the control module further configured to set a password associated with the user to be the new password;
a communication module configured to transmit the token to the personal communication device through the cell phone network; and
an authentication module configured to receive the password from the user through a secure computer network, said secure computer network being different from the cell phone network, wherein the user has an account on the secure computer network, wherein the authentication module activates access to the account in response to the password and deactivates the account within a predetermined amount of time after activating the account, such that said account is not accessible through any password via the secure computer network.

Claim 35 (Previously presented): The system of Claim 34, wherein the communication module is further configured to receive a request from the user for the token, and wherein the control module is further configured to create the new password in response to the request.

Claim 36 (Previously presented): The system of Claim 35, wherein the request is transmitted by the user through the personal communication device.

Claims 37-53 (Canceled)

Appl. No. : **09/519,829**
Filed : **March 6, 2000**

SUMMARY OF INTERVIEW

Applicants thank the Examiner for the telephone interview with the Applicants' undersigned attorney. During the interview, Applicants discussed the prior art and proposed amendments to the claims, to point out the separation of the network on which the user is being authenticated to access the user's account, and the personal communication device on the cell phone network. The amendments herein reflect the proposed amendments as discussed.

Appl. No. : 09/519,829
Filed : March 6, 2000

REMARKS

The Final Office Action mailed February 7, 2005 has been received and reviewed. This Amendment and Response to Final Office Action accompanies a Request for Continued Examination. Applicants have amended Claims 28 and 34 and have canceled Claims 30-31 and 37-53 without prejudice or disclaimer. Accordingly, Claims 28-29 and 32-36 remain pending for consideration. Applicants respectfully request reconsideration of the application as amended herein.

Rejection of Claims 28-31 and 43-53 Under 35 U.S.C. § 102(b)

In the Office Action, the Examiner rejects Claims 28-31 and 43-53 under 35 U.S.C. §102(b) as being anticipated by U.S. Patent No. 5,323,146 to Glaschick ("Glaschick"). Applicants respectfully traverse the rejection for the following reasons.

Independent Claim 28 has been amended herein to reflect amendments proposed in an interview with the Examiner. Applicants respectfully submit that Claim 28 is patentable over Glaschick and request that the rejection be withdrawn. Applicants also respectfully submit that Claim 29 is patentable, among other reasons, as depending from Claim 28.

Claims 31 and 43-53 have been canceled without prejudice herein, mooting the rejection of these claims.

Rejection of Claims 37-39 Under 35 U.S.C. § 102(e)

In the Office Action, the Examiner rejects Claims 37-39 under 35 U.S.C. §102(e) as being anticipated by U.S. Patent No. 6,226,364 to O'Neil ("O'Neil"). Applicants respectfully disagree with the Examiner. However, Applicants have canceled Claims 37-39, mooting this rejection.

Rejection of Claims 32-36 and 40-42 Under 35 U.S.C. § 103(a)

In the Office Action, the Examiner rejects Claims 32-36 and 40-42 under 35 U.S.C. § 103(a) as being unpatentable over O'Neil in view of Glaschick. Applicants respectfully traverse this rejection for the following reasons.

Independent Claim 34 has been amended herein to reflect amendments proposed in an interview with the Examiner. Applicants respectfully submit that Claim 34 is patentable over O'Neil in view of Glaschick and request that the rejection be withdrawn. Applicants also

Appl. No. : 09/519,829
Filed : March 6, 2000

respectfully submit that Claims 35 and 36 are patentable, among other reasons, as depending from Claim 34. Claims 32 and 33 are patentable, among other reasons, as depending from Claim 28, which is patentable.

Claims 40-42 have been canceled without prejudice herein, mooted the rejection of these claims.


In conclusion, Claims 28-29 and 32-36 are believed to be in condition for allowance, and an early notification thereof is respectfully solicited. Should the Examiner determine that additional issues may be resolved by a telephone call, the Examiner is invited to contact the undersigned so that such issues may be promptly resolved and the case passed to issuance.

Please charge any additional fees, including any fees for additional extension of time, or credit overpayment to Deposit Account No. 11-1410.

Respectfully submitted,


KNOBBE, MARTENS, OLSON & BEAR, LLP

Dated: 9 May 2005

By: 
Stephen C. Jensen
Registration No. 35,556
Attorney of Record
Customer No. 20,995
(949) 760-0404

1702981
050905

Rce
2134
TSW



Please Direct All Correspondence to Customer Number **20995**

REQUEST FOR CONTINUED EXAMINATION

Applicant : Sten-Olov Engberg, et al.

App. No : 09/519,829

Filed : March 6, 2000

For : USE OF PERSONAL COMMUNICATION
DEVICES FOR USER
AUTHENTICATION

Examiner : Matthew E. Heneghan

Art Unit : 2134

CERTIFICATE OF MAILING

I hereby certify that this correspondence and all marked attachments are being deposited with the United States Postal Service as first-class mail in an envelope addressed to: Commissioner for Patents, P.O. Box 1450, Alexandria, VA 22313-1450, on

May 9, 2005

(Date)

Stephen C. Jensen
Stephen C. Jensen, Reg. No. 35,556

Mail Stop RCE

Commissioner for Patents
P.O. Box 1450
Alexandria, VA 22313-1450

Dear Sir:

This Request for Continued Examination (RCE) is being made as follows:

1. Submission Required under 37 CFR 1.114:

- (X) Enclosed:
- (X) Amendment/Reply in 6 pages.
- (X) Return Postcard.

2. Fees:

FEE CALCULATION				
FEE TYPE		FEE CODE	CALCULATION	TOTAL
RCE Fee		2801 (\$395)		\$395
Suspension of Action		1463 (\$130)		\$0
Total Claims	5 - 26 = 0	2202 (\$25)	0 x 25 =	\$0
Independent Claims	2 - 6 = 0	2201 (\$100)	0 x 100 =	\$0
			TOTAL FEE DUE	\$395

3. Payment:

- (X) Check in the amount of \$395 to cover the above fees.

05/13/2005 AHONDAF1 00000033 09519829

01 FC:2801

395.00 0P

Docket No.: APRILS.001A
App. No.: 09/519,829

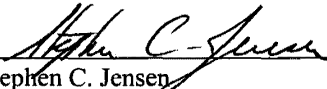
May 9, 2005
Page 2 of 2

Please Direct All Correspondence to Customer Number 20995

Please charge any additional fees, including any fees for additional extension of time, or credit overpayment to Deposit Account No. 11-1410.

Respectfully submitted,
KNOBBE MARTENS OLSON & BEAR LLP

Dated: May 9, 2005



Stephen C. Jensen
Registration No. 35,556
Attorney of Record
Customer No. 20,995
(949) 760-0404

1703757/ap
050905

PATENT APPLICATION FEE DETERMINATION RECORD

Effective October 1, 1996

Application or Docket Number

09/519,829

CLAIMS AS FILED - PART I

FOR	(Column 1) NUMBER FILED	(Column 2) NUMBER EXTRA
BASIC FEE		
TOTAL CLAIMS	27 minus 20 =	7
INDEPENDENT CLAIMS	4 minus 3 =	1
MULTIPLE DEPENDENT CLAIM PRESENT		

SMALL ENTITY		OR	OTHER THAN SMALL ENTITY	
RATE	FEE		RATE	FEE
	365.00	OR		770.00
x\$11=	63	OR	x\$22=	
x40=	39	OR	x80=	
+130=		OR	+260=	
TOTAL	447	OR	TOTAL	

* If the difference in column 1 is less than zero, enter "0" in column 2

5/12/05

CLAIMS AS AMENDED - PART II

AMENDMENT A	(Column 1)	(Column 2)	(Column 3)	PRESENT EXTRA
	CLAIMS REMAINING AFTER AMENDMENT	HIGHEST NUMBER PREVIOUSLY PAID FOR		
Total	* 7	Minus ** 26	=	0
Independent	* 2	Minus *** 5	=	0
FIRST PRESENTATION OF MULTIPLE DEPENDENT CLAIM				

SMALL ENTITY		OR	OTHER THAN SMALL ENTITY	
RATE	ADDITIONAL FEE		RATE	ADDITIONAL FEE
x\$11=		OR	x\$22=	
x40=		OR	x80=	
+130=		OR	+260=	
TOTAL ADDIT. FEE	0	OR	TOTAL ADDIT. FEE	0

AMENDMENT B	(Column 1)	(Column 2)	(Column 3)	PRESENT EXTRA
	CLAIMS REMAINING AFTER AMENDMENT	HIGHEST NUMBER PREVIOUSLY PAID FOR		
Total	*	Minus **	=	
Independent	*	Minus ***	=	
FIRST PRESENTATION OF MULTIPLE DEPENDENT CLAIM				

SMALL ENTITY		OR	OTHER THAN SMALL ENTITY	
RATE	ADDITIONAL FEE		RATE	ADDITIONAL FEE
x\$11=		OR	x\$22=	
x40=		OR	x80=	
+130=		OR	+260=	
TOTAL ADDIT. FEE		OR	TOTAL ADDIT. FEE	

AMENDMENT C	(Column 1)	(Column 2)	(Column 3)	PRESENT EXTRA
	CLAIMS REMAINING AFTER AMENDMENT	HIGHEST NUMBER PREVIOUSLY PAID FOR		
Total	*	Minus **	=	
Independent	*	Minus ***	=	
FIRST PRESENTATION OF MULTIPLE DEPENDENT CLAIM				

SMALL ENTITY		OR	OTHER THAN SMALL ENTITY	
RATE	ADDITIONAL FEE		RATE	ADDITIONAL FEE
x\$11=		OR	x\$22=	
x40=		OR	x80=	
+130=		OR	+260=	
TOTAL ADDIT. FEE		OR	TOTAL ADDIT. FEE	

* If the entry in column 1 is less than the entry in column 2, write "0" in column 3.
 ** If the "Highest Number Previously Paid For" IN THIS SPACE is less than 20, enter "20."
 *** If the "Highest Number Previously Paid For" IN THIS SPACE is less than 3, enter "3."
 The "Highest Number Previously Paid For" (Total or Independent) is the highest number found in the appropriate box in column 2.

BEST AVAILABLE COPY



UNITED STATES PATENT AND TRADEMARK OFFICE

Am

UNITED STATES DEPARTMENT OF COMMERCE
United States Patent and Trademark Office
Address: COMMISSIONER FOR PATENTS
P.O. Box 1450
Alexandria, Virginia 22313-1450
www.uspto.gov

APPLICATION NO.	FILING DATE	FIRST NAMED INVENTOR	ATTORNEY DOCKET NO.	CONFIRMATION NO.
09/519,829	03/06/2000	Sten-Olov Engberg	APRILS.001A	8563
20995	7590	05/04/2005	EXAMINER	
KNOBBE MARTENS OLSON & BEAR LLP 2040 MAIN STREET FOURTEENTH FLOOR IRVINE, CA 92614			HENEGHAN, MATTHEW E	
			ART UNIT	PAPER NUMBER
			2134	

DATE MAILED: 05/04/2005

Please find below and/or attached an Office communication concerning this application or proceeding.

h

Interview Summary	Application No. 09/519,829	Applicant(s) ENGBERG ET AL.	
	Examiner Matthew Heneghan	Art Unit 2134	

All participants (applicant, applicant's representative, PTO personnel):

- (1) Matthew Heneghan. (3) Aaron Barker.
(2) Stephen Jensen. (4) _____.

Date of Interview: 28 April 2005.

Type: a) Telephonic b) Video Conference
c) Personal [copy given to: 1) applicant 2) applicant's representative]

Exhibit shown or demonstration conducted: d) Yes e) No.
If Yes, brief description: _____.

Claim(s) discussed: 32 and 38.

Identification of prior art discussed: Glaschik, O'Neill.

Agreement with respect to the claims f) was reached. g) was not reached. h) N/A.

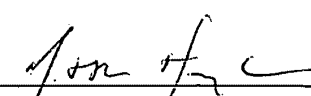
Substance of Interview including description of the general nature of what was agreed to if an agreement was reached, or any other comments: Attorney Jensen suggested possible amendments to the claims that might bring the application into allowability. No agreement was reached.

(A fuller description, if necessary, and a copy of the amendments which the examiner agreed would render the claims allowable, if available, must be attached. Also, where no copy of the amendments that would render the claims allowable is available, a summary thereof must be attached.)

THE FORMAL WRITTEN REPLY TO THE LAST OFFICE ACTION MUST INCLUDE THE SUBSTANCE OF THE INTERVIEW. (See MPEP Section 713.04). If a reply to the last Office action has already been filed, APPLICANT IS GIVEN ONE MONTH FROM THIS INTERVIEW DATE, OR THE MAILING DATE OF THIS INTERVIEW SUMMARY FORM, WHICHEVER IS LATER, TO FILE A STATEMENT OF THE SUBSTANCE OF THE INTERVIEW. See Summary of Record of Interview requirements on reverse side or on attached sheet.


GREGORY MORSE
SUPERVISORY PATENT EXAMINER
TECHNOLOGY CENTER 2100

Examiner Note: You must sign this form unless it is an Attachment to a signed Office action.



Examiner's signature, if required

Summary of Record of Interview Requirements

Manual of Patent Examining Procedure (MPEP), Section 713.04, Substance of Interview Must be Made of Record

A complete written statement as to the substance of any face-to-face, video conference, or telephone interview with regard to an application must be made of record in the application whether or not an agreement with the examiner was reached at the interview.

Title 37 Code of Federal Regulations (CFR) § 1.133 Interviews Paragraph (b)

In every instance where reconsideration is requested in view of an interview with an examiner, a complete written statement of the reasons presented at the interview as warranting favorable action must be filed by the applicant. An interview does not remove the necessity for reply to Office action as specified in §§ 1.111, 1.135. (35 U.S.C. 132)

37 CFR §1.2 Business to be transacted in writing.

All business with the Patent or Trademark Office should be transacted in writing. The personal attendance of applicants or their attorneys or agents at the Patent and Trademark Office is unnecessary. The action of the Patent and Trademark Office will be based exclusively on the written record in the Office. No attention will be paid to any alleged oral promise, stipulation, or understanding in relation to which there is disagreement or doubt.

The action of the Patent and Trademark Office cannot be based exclusively on the written record in the Office if that record is itself incomplete through the failure to record the substance of interviews.

It is the responsibility of the applicant or the attorney or agent to make the substance of an interview of record in the application file, unless the examiner indicates he or she will do so. It is the examiner's responsibility to see that such a record is made and to correct material inaccuracies which bear directly on the question of patentability.

Examiners must complete an Interview Summary Form for each interview held where a matter of substance has been discussed during the interview by checking the appropriate boxes and filling in the blanks. Discussions regarding only procedural matters, directed solely to restriction requirements for which interview recordation is otherwise provided for in Section 812.01 of the Manual of Patent Examining Procedure, or pointing out typographical errors or unreadable script in Office actions or the like, are excluded from the interview recordation procedures below. Where the substance of an interview is completely recorded in an Examiners Amendment, no separate Interview Summary Record is required.

The Interview Summary Form shall be given an appropriate Paper No., placed in the right hand portion of the file, and listed on the "Contents" section of the file wrapper. In a personal interview, a duplicate of the Form is given to the applicant (or attorney or agent) at the conclusion of the interview. In the case of a telephone or video-conference interview, the copy is mailed to the applicant's correspondence address either with or prior to the next official communication. If additional correspondence from the examiner is not likely before an allowance or if other circumstances dictate, the Form should be mailed promptly after the interview rather than with the next official communication.

The Form provides for recordation of the following information:

- Application Number (Series Code and Serial Number)
- Name of applicant
- Name of examiner
- Date of interview
- Type of interview (telephonic, video-conference, or personal)
- Name of participant(s) (applicant, attorney or agent, examiner, other PTO personnel, etc.)
- An indication whether or not an exhibit was shown or a demonstration conducted
- An identification of the specific prior art discussed
- An indication whether an agreement was reached and if so, a description of the general nature of the agreement (may be by attachment of a copy of amendments or claims agreed as being allowable). Note: Agreement as to allowability is tentative and does not restrict further action by the examiner to the contrary.
- The signature of the examiner who conducted the interview (if Form is not an attachment to a signed Office action)

It is desirable that the examiner orally remind the applicant of his or her obligation to record the substance of the interview of each case. It should be noted, however, that the Interview Summary Form will not normally be considered a complete and proper recordation of the interview unless it includes, or is supplemented by the applicant or the examiner to include, all of the applicable items required below concerning the substance of the interview.

A complete and proper recordation of the substance of any interview should include at least the following applicable items:

- 1) A brief description of the nature of any exhibit shown or any demonstration conducted,
- 2) an identification of the claims discussed,
- 3) an identification of the specific prior art discussed,
- 4) an identification of the principal proposed amendments of a substantive nature discussed, unless these are already described on the Interview Summary Form completed by the Examiner,
- 5) a brief identification of the general thrust of the principal arguments presented to the examiner,
(The identification of arguments need not be lengthy or elaborate. A verbatim or highly detailed description of the arguments is not required. The identification of the arguments is sufficient if the general nature or thrust of the principal arguments made to the examiner can be understood in the context of the application file. Of course, the applicant may desire to emphasize and fully describe those arguments which he or she feels were or might be persuasive to the examiner.)
- 6) a general indication of any other pertinent matters discussed, and
- 7) if appropriate, the general results or outcome of the interview unless already described in the Interview Summary Form completed by the examiner.

Examiners are expected to carefully review the applicant's record of the substance of an interview. If the record is not complete and accurate, the examiner will give the applicant an extendable one month time period to correct the record.

Examiner to Check for Accuracy

If the claims are allowable for other reasons of record, the examiner should send a letter setting forth the examiner's version of the statement attributed to him or her. If the record is complete and accurate, the examiner should place the indication, "Interview Record OK" on the paper recording the substance of the interview along with the date and the examiner's initials.

PTOL-413A (09-04)
 Approved for use through 07/31/2006. OMB 0651-0031
 U.S. Patent and Trademark Office: U.S. DEPARTMENT OF COMMERCE

Applicant Initiated Interview Request Form

Application No.: 09/519829 First Named Applicant: Engberg, Sten-Olov
 Examiner: M. Heneghan Art Unit: 2134 Status of Application: Rejected-Final

Tentative Participants:

(1) Stephen Jensen (2) Aaron Barker
 (3) _____ (4) _____

Proposed Date of Interview: Thurs, 4-28-05 Proposed Time: 10AM/PST
1PM/EST

Type of Interview Requested:

(1) Telephonic (2) Personal (3) Video Conference

Exhibit To Be Shown or Demonstrated: YES NO

If yes, provide brief description: _____

Issues To Be Discussed

Issues (Rej., Obj., etc)	Claims/ Fig. #s	Prior Art	Discussed	Agreed	Not Agreed
(1) <u>Rej 102</u>	<u>28-31;</u> <u>43-53</u>	<u>Glaschik</u>	<input type="checkbox"/>	<input type="checkbox"/>	<input type="checkbox"/>
(2) <u>Rej 103</u>	<u>32-36</u>	<u>O'Neill &</u> <u>Glaschik</u>	<input type="checkbox"/>	<input type="checkbox"/>	<input type="checkbox"/>
(3) _____	_____	_____	<input type="checkbox"/>	<input type="checkbox"/>	<input type="checkbox"/>
(4) _____	_____	_____	<input type="checkbox"/>	<input type="checkbox"/>	<input type="checkbox"/>

Continuation Sheet Attached

Brief Description of Arguments to be Presented:

Clarifying amendments regarding separation of authenticated
network and password receipt device, and inclusion of
dependent Claims 32 and 38 into independent claims

An interview was conducted on the above-identified application on 4/28/05.

NOTE: This form should be completed by applicant and submitted to the examiner in advance of the interview (see MPEP § 713.01).

This application will not be delayed from issue because of applicant's failure to submit a written record of this interview. Therefore, applicant is advised to file a statement of the substance of this interview (37 CFR 1.133(b)) as soon as possible.

Stephen C. Jensen
 Applicant/Applicant's Representative Signature

[Signature]
 Examiner/SPE Signature

Stephen C. Jensen
 Typed/Printed Name of Applicant or Representative

35,556
 Registration Number, if applicable

This collection of information is required by 37 CFR 1.133. The information is required to obtain or retain a benefit by the public which is to file (and by the USPTO to process) an application. Confidentiality is governed by 35 U.S.C. 122 and 37 CFR 1.11 and 1.14. This collection is estimated to take 21 minutes to complete, including gathering, preparing, and submitting the completed application form to the USPTO. Time will vary depending upon the individual case. Any comments on the amount of time you require to complete this form and/or suggestions for reducing this burden, should be sent to the Chief Information Officer, U.S. Patent and Trademark Office, U.S. Department of Commerce, P.O. Box 1450, Alexandria, VA 22313-1450. DO NOT SEND FEES OR COMPLETED FORMS TO THIS ADDRESS. SEND TO: Commissioner for Patents, P.O. Box 1450, Alexandria, VA 22313-1450.

If you need assistance in completing the form, call 1-800-PTO-9199 and select option 2.



UNITED STATES PATENT AND TRADEMARK OFFICE

UNITED STATES DEPARTMENT OF COMMERCE
United States Patent and Trademark Office
Address: COMMISSIONER FOR PATENTS
P.O. Box 1450
Alexandria, Virginia 22313-1450
www.uspto.gov

APPLICATION NO.	FILING DATE	FIRST NAMED INVENTOR	ATTORNEY DOCKET NO.	CONFIRMATION NO.
09/519,829	03/06/2000	Sten-Olov Engberg	APRILS.001A	8563
20995	7590	02/07/2005	EXAMINER	
KNOBBE MARTENS OLSON & BEAR LLP 2040 MAIN STREET FOURTEENTH FLOOR IRVINE, CA 92614			HENEGHAN, MATTHEW E	
			ART UNIT	PAPER NUMBER
			2134	

DATE MAILED: 02/07/2005

Please find below and/or attached an Office communication concerning this application or proceeding.

Office Action Summary	Application No. 09/519,829	Applicant(s) ENGBERG ET AL.	
	Examiner Matthew Heneghan	Art Unit 2134	

-- The MAILING DATE of this communication appears on the cover sheet with the correspondence address --

Period for Reply

A SHORTENED STATUTORY PERIOD FOR REPLY IS SET TO EXPIRE 3 MONTH(S) FROM THE MAILING DATE OF THIS COMMUNICATION.

- Extensions of time may be available under the provisions of 37 CFR 1.136(a). In no event, however, may a reply be timely filed after SIX (6) MONTHS from the mailing date of this communication.
- If the period for reply specified above is less than thirty (30) days, a reply within the statutory minimum of thirty (30) days will be considered timely.
- If NO period for reply is specified above, the maximum statutory period will apply and will expire SIX (6) MONTHS from the mailing date of this communication.
- Failure to reply within the set or extended period for reply will, by statute, cause the application to become ABANDONED (35 U.S.C. § 133). Any reply received by the Office later than three months after the mailing date of this communication, even if timely filed, may reduce any earned patent term adjustment. See 37 CFR 1.704(b).

Status

1) Responsive to communication(s) filed on 26 August 2004.

2a) This action is **FINAL**. 2b) This action is non-final.

3) Since this application is in condition for allowance except for formal matters, prosecution as to the merits is closed in accordance with the practice under *Ex parte Quayle*, 1935 C.D. 11, 453 O.G. 213.

Disposition of Claims

4) Claim(s) 28-53 is/are pending in the application.
4a) Of the above claim(s) _____ is/are withdrawn from consideration.

5) Claim(s) _____ is/are allowed.

6) Claim(s) 28-53 is/are rejected.

7) Claim(s) _____ is/are objected to.

8) Claim(s) _____ are subject to restriction and/or election requirement.

Application Papers

9) The specification is objected to by the Examiner.

10) The drawing(s) filed on 11 March 2004 is/are: a) accepted or b) objected to by the Examiner.
Applicant may not request that any objection to the drawing(s) be held in abeyance. See 37 CFR 1.85(a).
Replacement drawing sheet(s) including the correction is required if the drawing(s) is objected to. See 37 CFR 1.121(d).

11) The oath or declaration is objected to by the Examiner. Note the attached Office Action or form PTO-152.

Priority under 35 U.S.C. § 119

12) Acknowledgment is made of a claim for foreign priority under 35 U.S.C. § 119(a)-(d) or (f).
a) All b) Some * c) None of:
1. Certified copies of the priority documents have been received.
2. Certified copies of the priority documents have been received in Application No. _____.
3. Copies of the certified copies of the priority documents have been received in this National Stage application from the International Bureau (PCT Rule 17.2(a)).
* See the attached detailed Office action for a list of the certified copies not received.

Attachment(s)

1) <input type="checkbox"/> Notice of References Cited (PTO-892)	4) <input type="checkbox"/> Interview Summary (PTO-413) Paper No(s)/Mail Date. _____
2) <input type="checkbox"/> Notice of Draftsperson's Patent Drawing Review (PTO-948)	5) <input type="checkbox"/> Notice of Informal Patent Application (PTO-152)
3) <input type="checkbox"/> Information Disclosure Statement(s) (PTO-1449 or PTO/SB/08) Paper No(s)/Mail Date _____	6) <input type="checkbox"/> Other: _____

DETAILED ACTION

1. In response to the first office action, claim 37 has been amended. Claims 28-53 have been examined.

Claim Objections

2. All previous claim objections are withdrawn.

Claim Rejections - 35 USC § 102

The following is a quotation of the appropriate paragraphs of 35 U.S.C. 102 that form the basis for the rejections under this section made in this Office action:

A person shall be entitled to a patent unless –

(b) the invention was patented or described in a printed publication in this or a foreign country or in public use or on sale in this country, more than one year prior to the date of application for patent in the United States.

(e) the invention was described in a patent granted on an application for patent by another filed in the United States before the invention thereof by the applicant for patent, or on an international application by another who has fulfilled the requirements of paragraphs (1), (2), and (4) of section 371(c) of this title before the invention thereof by the applicant for patent.

The changes made to 35 U.S.C. 102(e) by the American Inventors Protection Act of 1999 (AIPA) and the Intellectual Property and High Technology Technical Amendments Act of 2002 do not apply when the reference is a U.S. patent resulting directly or indirectly from an international application filed before November 29, 2000.

Therefore, the prior art date of the reference is determined under 35 U.S.C. 102(e) prior to the amendment by the AIPA (pre-AIPA 35 U.S.C. 102(e)).

3. Claims 28-31 and 43-53 are rejected under 35 U.S.C. 102(b) as being anticipated by U.S. Patent No. 5,323,146 to Glaschick.

As per claims 28-31, 43-47, and 49-53, Glaschick discloses a system wherein a user communicating with a computer system from a data station (a personal communications device). In response to a user announcement, the computer sends a random number to the data station, which then adds (concatenates) it to the password and sends it back to the computer to authenticate the user (see column 1, lines 52-68).

Regarding claim 48, the invention disclosed by Glaschick is an improvement over this system (see column 2, lines 20-40). The one-way function disclosed is a type of hash function (see column 3, lines 36-51).

4. Claims 37-39 are rejected under 35 U.S.C. 102(e) as being anticipated by U.S. Patent No. 6,226,364 to O'Neil.

As per claim 37, the user is associated with the phone and the account, and the account is activated by way of a prepaid telephone service card activation unit in response to the user request (see abstract). This process enables use of a telephone system, which, since it denies access to unauthorized users (see column 9, lines 7-28), constitutes a "secure system."

As per claim 38, temporary accounts may be used (see column 19, lines 61-65). A temporary customer profile defines the limitations of the account (see column 4, lines 60-65). Temporary accounts inherently expire when they are exhausted.

As per claim 39, verification involves the user transmitting the card's serial number, which constitutes a password (see column 17, lines 16-23).

Claim Rejections - 35 USC § 103

The following is a quotation of 35 U.S.C. 103(a) which forms the basis for all obviousness rejections set forth in this Office action:

(a) A patent may not be obtained though the invention is not identically disclosed or described as set forth in section 102 of this title, if the differences between the subject matter sought to be patented and the prior art are such that the subject matter as a whole would have been obvious at the time the invention was made to a person having ordinary skill in the art to which said subject matter pertains. Patentability shall not be negated by the manner in which the invention was made.

5. Claims 32-36 and 40-42 are rejected under 35 U.S.C. 103(a) as being unpatentable over U.S. Patent No. 6,226,364 to O'Neil as applied to claim 39 above, and further in view of U.S. Patent No. 5,323,146 to Glaschick.

Regarding claims 40-42, the telephone service system disclosed by O'Neil does include the claimed password protocol for logging on to the system.

Glaschick discloses the claimed protocol, as described above, and further notes that this protocol is used to prevent a privileged user from acquiring the password of a user by reading it from the memory (see column 1, lines 27-31).

Therefore it would be obvious to one of ordinary skill in the art at the time the invention was made to modify the system of O'Neil by employing the password system disclosed by Glaschick, in order to prevent a privileged user from acquiring the password of a user by reading it from the memory.

As per claim 32, O'Neil discloses the use of cellular phones (see column 10, lines 25-56).

As per claim 33, O'Neil discloses the use of paging systems (see column 11, lines 35-48).

As per claims 34-36, a user database is used (see column 16, lines 2-20).

Response to Arguments

6. Applicant's arguments filed 26 August 2004 have been fully considered but they are not persuasive.

Regarding Applicant's argument that Glaschick does not disclose a personal communications device (see Remarks, filed 26 August 2004), the data station as disclosed by Glaschick may be a computer with programs (see column 1, line 15), and clearly has communication capability. Applicant's personal communication device, as viewed in light of Applicant's specification, is simply a type of computer with programs; therefore, the claimed invention is anticipated.

Regarding Applicant's arguments that amended claim 37 is not anticipated by O'Neil, the explanation of the rejection above has been changed in view of Applicant's amendment.

In response to applicant's argument that the examiner's conclusion of obviousness is based upon improper hindsight reasoning, it must be recognized that any judgment on obviousness is in a sense necessarily a reconstruction based upon hindsight reasoning. But so long as it takes into account only knowledge which was within the level of ordinary skill at the time the claimed invention was made, and does not include knowledge gleaned only from the applicant's disclosure, such a reconstruction is proper. See *In re McLaughlin*, 443 F.2d 1392, 170 USPQ 209 (CCPA 1971).

In response to applicant's argument that there is no suggestion to combine the references, the examiner recognizes that obviousness can only be established by combining or modifying the teachings of the prior art to produce the claimed invention where there is some teaching, suggestion, or motivation to do so found either in the references themselves or in the knowledge generally available to one of ordinary skill in the art. See *In re Fine*, 837 F.2d 1071, 5 USPQ2d 1596 (Fed. Cir. 1988) and *In re Jones*, 958 F.2d 347, 21 USPQ2d 1941 (Fed. Cir. 1992). In this case, one skilled in the art would recognize that the motivation supplied by Glaschick would apply to *any* computerized system having authentication. The fact that O'Neil does not recognize the vulnerability that Glaschick's protocol resolves does not mean that the problem does not

exist; one skilled in the art could therefore reasonably be expected to combine the two pieces of art.

Conclusion

7. Applicant's amendment necessitated the new ground(s) of rejection presented in this Office action. Accordingly, **THIS ACTION IS MADE FINAL**. See MPEP § 706.07(a). Applicant is reminded of the extension of time policy as set forth in 37 CFR 1.136(a).

A shortened statutory period for reply to this final action is set to expire **THREE MONTHS** from the mailing date of this action. In the event a first reply is filed within **TWO MONTHS** of the mailing date of this final action and the advisory action is not mailed until after the end of the **THREE-MONTH** shortened statutory period, then the shortened statutory period will expire on the date the advisory action is mailed, and any extension fee pursuant to 37 CFR 1.136(a) will be calculated from the mailing date of the advisory action. In no event, however, will the statutory period for reply expire later than **SIX MONTHS** from the date of this final action.

8. Any inquiry concerning this communication or earlier communications from the examiner should be directed to Matthew E. Heneghan, whose telephone number is (571) 272-3834. The examiner can normally be reached on Monday, Tuesday, Thursday, and Friday from 8:30 AM - 4:30 PM Eastern Time.

If attempts to reach the examiner by telephone are unsuccessful, the examiner's supervisor, Gregory Morse, can be reached at (571) 272-3838.

Any response to this action should be mailed to:

Commissioner of Patents and Trademarks
P.O. Box 1450
Alexandria, VA 22313-1450

Or faxed to:

(703) 872-9306


Any inquiry of a general nature or relating to the status of this application or proceeding should be directed to the receptionist whose telephone number is (571) 272-2100.

Information regarding the status of an application may be obtained from the Patent Application Information Retrieval (PAIR) system. Status information for published applications may be obtained from either Private PAIR or Public PAIR. Status information for unpublished applications is available through Private PAIR only. For more information about the PAIR system, see <http://pair-direct.uspto.gov>. Should you have questions on access to the Private PAIR system, contact the Electronic Business Center (EBC) at 866-217-9197 (toll-free).

MEH



January 28, 2005



GREGORY MORSE
SUPERVISORY PATENT EXAMINER
TECHNOLOGY CENTER 2100

Index of Claims



Application No.

09/519,829

Examiner

Matthew Heneghan

Applicant(s)

ENGBERG ET AL.

Art Unit

2134

√	Rejected
=	Allowed

-	(Through numeral) Cancelled
+	Restricted

N	Non-Elected
I	Interference

A	Appeal
O	Objected

Claim		Date				
Final	Original	1/28/05				
	1	-				
	2	-				
	3	-				
	4	-				
	5	-				
	6	-				
	7	-				
	8	-				
	9	-				
	10	-				
	11	-				
	12	-				
	13	-				
	14	-				
	15	-				
	16	-				
	17	-				
	18	-				
	19	-				
	20	-				
	21	-				
	22	-				
	23	-				
	24	-				
	25	-				
	26	-				
	27	-				
	28	√				
	29	√				
	30	√				
	31	√				
	32	√				
	33	√				
	34	√				
	35	√				
	36	√				
	37	√				
	38	√				
	39	√				
	40	√				
	41	√				
	42	√				
	43	√				
	44	√				
	45	√				
	46	√				
	47	√				
	48	√				
	49	√				
	50	√				

Claim		Date				
Final	Original	1/28/05				
	51	√				
	52	√				
	53	√				
	54					
	55					
	56					
	57					
	58					
	59					
	60					
	61					
	62					
	63					
	64					
	65					
	66					
	67					
	68					
	69					
	70					
	71					
	72					
	73					
	74					
	75					
	76					
	77					
	78					
	79					
	80					
	81					
	82					
	83					
	84					
	85					
	86					
	87					
	88					
	89					
	90					
	91					
	92					
	93					
	94					
	95					
	96					
	97					
	98					
	99					
	100					

Claim		Date				
Final	Original					
	101					
	102					
	103					
	104					
	105					
	106					
	107					
	108					
	109					
	110					
	111					
	112					
	113					
	114					
	115					
	116					
	117					
	118					
	119					
	120					
	121					
	122					
	123					
	124					
	125					
	126					
	127					
	128					
	129					
	130					
	131					
	132					
	133					
	134					
	135					
	136					
	137					
	138					
	139					
	140					
	141					
	142					
	143					
	144					
	145					
	146					
	147					
	148					
	149					
	150					

PATENT APPLICATION FEE DETERMINATION RECORD
Effective December 29, 1999

Application or Docket Number

9/519,829

CLAIMS AS FILED - PART I

FOR	(Column 1) NUMBER FILED	(Column 2) NUMBER EXTRA
BASIC FEE		
TOTAL CLAIMS	37 minus 20 =	7
INDEPENDENT CLAIMS	4 minus 3 =	1
MULTIPLE DEPENDENT CLAIM PRESENT		

* If the difference in column 1 is less than zero, enter "0" in column 2

SMALL ENTITY TYPE OR OTHER THAN SMALL ENTITY

RATE	FEE	OR	RATE	FEE
	345.00			690.00
X\$ 9=			X\$18=	126
X39=			X78=	78
+130=			+260=	
TOTAL			TOTAL	894

CLAIMS AS AMENDED - PART II

	(Column 1) CLAIMS REMAINING AFTER AMENDMENT		(Column 2) HIGHEST NUMBER PREVIOUSLY PAID FOR	(Column 3) PRESENT EXTRA
AMENDMENT A				
Total	26	Minus	27	=
Independent	5	Minus	4	= 1
FIRST PRESENTATION OF MULTIPLE DEPENDENT CLAIM				

SMALL ENTITY OR OTHER THAN SMALL ENTITY

RATE	ADDITIONAL FEE	OR	RATE	ADDITIONAL FEE
X\$ 9=			X\$18=	
X39=	40		X78=	
+130=			+260=	
TOTAL ADDIT. FEE	40		TOTAL ADDIT. FEE	

	(Column 1) CLAIMS REMAINING AFTER AMENDMENT		(Column 2) HIGHEST NUMBER PREVIOUSLY PAID FOR	(Column 3) PRESENT EXTRA
AMENDMENT B				
Total	26	Minus	26	=
Independent	5	Minus	5	=
FIRST PRESENTATION OF MULTIPLE DEPENDENT CLAIM				

RATE	ADDITIONAL FEE	OR	RATE	ADDITIONAL FEE
X\$ 9=			X\$18=	
X39=			X78=	
+130=			+260=	
TOTAL ADDIT. FEE			TOTAL ADDIT. FEE	

	(Column 1) CLAIMS REMAINING AFTER AMENDMENT		(Column 2) HIGHEST NUMBER PREVIOUSLY PAID FOR	(Column 3) PRESENT EXTRA
AMENDMENT C				
Total	26	Minus	26	=
Independent	5	Minus	5	=
FIRST PRESENTATION OF MULTIPLE DEPENDENT CLAIM				

RATE	ADDITIONAL FEE	OR	RATE	ADDITIONAL FEE
X\$ 9=			X\$18=	
X39=			X78=	
+130=			+260=	
TOTAL ADDIT. FEE			TOTAL ADDIT. FEE	

* If the entry in column 1 is less than the entry in column 2, write "0" in column 3.
 ** If the "Highest Number Previously Paid For" IN THIS SPACE is less than 20, enter "20."
 *** If the "Highest Number Previously Paid For" IN THIS SPACE is less than 3, enter "3."
 The "Highest Number Previously Paid For" (Total or Independent) is the highest number found in the appropriate box in column 1.



2136
PATENT
41
Page 1

Case Docket No. APRILS.001A
Date: August 23, 2004
Page 1

In re application of : Sten-Olov Engberg, et al.
App. No. : 09/519,829
Filed : March 6, 2000
For : USE OF PERSONAL COMMUNICATION DEVICES FOR USER AUTHENTICATION
Examiner : Matthew E. Heneghan
Art Unit : 2134

CERTIFICATE OF MAILING

I hereby certify that this correspondence and all marked attachments are being deposited with the United States Postal Service as first-class mail in an envelope addressed to: Commissioner for Patents, P.O. Box 1450, Alexandria, VA 22313-1450, on

August 23, 2004

(Date)

Aaron D. Barker
Aaron D. Barker, Reg. No. 51,432

COMMISSIONER FOR PATENTS
P.O. Box 1450
Alexandria, VA 22313-1450

RECEIVED

AUG 31 2004

Technology Center 2100

Sir:

Transmitted herewith is an amendment in the above-identified application.

The fee has been calculated as shown below:

CLAIMS AS FILED						
	CLAIMS REMAINING AFTER AMENDMENT		HIGHEST NO. PREVIOUSLY PAID FOR	PRESENT EXTRA	RATE	ADDITIONAL FEE
Total Claims	26	—	26	= 0 ×	\$9	= \$0
Independent Claims	5	—	5	= 0 ×	\$43	= \$0
If application has been amended to contain multiple dependent claim(s), then add					\$145	= \$0
TOTAL ADDITIONAL FEE FOR THIS AMENDMENT						\$0

- (X) The present application qualifies for small entity status under 37 C.F.R. § 1.27.
- (X) Return prepaid postcard.


PATENT

Case Docket No. APRILS.001A

Date: August 23, 2004

Page 2

(X) Please charge any additional fees, including any fees for additional extension of time, or credit overpayment to Deposit Account No. 11-1410.



Aaron D. Barker
Registration No. 51,432
Attorney of Record
Customer No. 20,995
(949) 760-0404

H:\DOCS\ADB\ADB-1625.DOC
082304



PATENT

IN THE UNITED STATES PATENT AND TRADEMARK OFFICE

Applicants	:	Sten-Olov Engberg et al.
Appl. No.	:	09/519,829
Filed	:	March 6, 2000
For	:	USE OF PERSONAL COMMUNICATION DEVICES FOR USER AUTHENTICATION
T.C./A.U.	:	2134
Examiner	:	Matthew E. Heneghan
Atty Docket No.	:	APRILS.001A
Confirmation No.	:	8563
Customer No.	:	20,995

RECEIVED

AUG 31 2004

Technology Center 2100

Commissioner for Patents
United States Patent and Trademark Office
P.O. Box 1450
Alexandria, Virginia 22313-1450

AMENDMENT AND RESPONSE TO MAY 24, 2004 OFFICE ACTION

Dear Sir:

In response to the May 24, 2004 Office Action, Applicants respectfully submit the following amendments and remarks.

Amendments to the Claims are reflected in the listing of claims which begins on page 2 of this paper.

Remarks/Arguments begin on page 7 of this paper.

Appl. No. : 09/519,829
Filed : March 6, 2000
Office Action Date : May 24, 2004

AMENDMENTS TO THE CLAIMS

This listing of claims will replace all prior versions and listings of claims in the application. The listing of claims present each claim with its respective status shown in parentheses.

In the following list, Claims 37 and 53 are currently amended. Claims 28-36 and 38-52 remain as previously presented.

Listing of Claims

Claim 28 (Previously presented): A method of authenticating a user, the method comprising:
 associating the user with a personal communication device possessed by the user;
 generating a new password based at least upon a token and a passcode, wherein the token is not known to the user and wherein the passcode is known to the user;
 setting a password associated with the user to be the new password;
 transmitting the token to the personal communication device; and
 receiving the password from the user.

Claim 29 (Previously presented): The method of Claim 28, wherein the new password is generated by concatenating the token and the passcode.

Claim 30 (Previously presented): The method of Claim 28, further comprising receiving a request from the user for the token.

Claim 31 (Previously presented): The method of Claim 30, wherein the request is transmitted by the user through the personal communication device.

Claim 32 (Previously presented): The method of Claim 28, wherein the personal communication device is a mobile phone.

Claim 33 (Previously presented): The method of Claim 28, wherein the personal communication device is a pager.

Appl. No. : 09/519,829
Filed : March 6, 2000
Office Action Date : May 24, 2004

Claim 34 (Previously presented): A user authentication system comprising:

a user database configured to associate a user with a personal communication device possessed by the user;

a control module configured to create a new password based at least upon a token and a passcode, wherein the token is not known to the user and wherein the passcode is known to the user, the control module further configured to set a password associated with the user to be the new password;

a communication module configured to transmit the token to the personal communication device; and

an authentication module configured to receive the password from the user.

Claim 35 (Previously presented): The system of Claim 34, wherein the communication module is further configured to receive a request from the user for the token, and wherein the control module is further configured to create the new password in response to the request.

Claim 36 (Previously presented): The system of Claim 35, wherein the request is transmitted by the user through the personal communication device.

Claim 37 (Currently amended): A method of regulating access to a secure system, the method comprising:

associating a user with a personal communication device possessed by the user;

associating the user with an account, wherein an initiation of access directly to the secure system through the account requires that the account be activated;

receiving a request transmitted by the personal communication device; and

in response to the receipt of the request, activating the account.

Claim 38 (Previously presented): The method of Claim 37, further comprising deactivating the account within a predetermined amount of time after the account is activated.

Appl. No. : 09/519,829
Filed : March 6, 2000
Office Action Date : May 24, 2004

Claim 39 (Previously presented): The method of Claim 37, wherein an initiation of access through the account further requires that the user supply a valid password.

Claim 40 (Previously presented): The method of Claim 39, further comprising:
generating a new password based at least upon a token and a passcode, wherein the token is not known to the user and wherein the passcode is known to the user;
setting the valid password to be the new password;
transmitting the token to the personal communication device; and
receiving the valid password from the user.

Claim 41 (Previously presented): The method of Claim 40, wherein the new password is generated by concatenating the token and the passcode.

Claim 42 (Previously presented): The method of Claim 40, wherein the token is transmitted in response to the receipt of the request.

Claim 43 (Previously presented): A method of regulating access to a secure system, the method comprising:
receiving a request for a token, wherein the request is transmitted from a personal communication device as a result of an action by a user;
in response to the receipt of the request, transmitting the token to the personal communication device;
receiving login data from the user in response to a request for authentication information, wherein the login data is based at least upon the token; and
granting access to the secure system based at least upon the received login data.

Claim 44 (Previously presented): The method of Claim 43, wherein the login data is additionally based upon a passcode known to the user.

Appl. No. : 09/519,829
Filed : March 6, 2000
Office Action Date : May 24, 2004

Claim 45 (Previously presented): The method of Claim 43, wherein the login data comprises a password.

Claim 46 (Previously presented): The method of Claim 45, wherein the password comprises a passcode and the token, and wherein the passcode is known to the user.

Claim 47 (Previously presented): The method of Claim 46, wherein the password is a concatenation of the passcode and the token.

Claim 48 (Previously presented): The method of Claim 46, wherein the password is a hashed concatenation of the passcode and the token.

Claim 49 (Previously presented): The method of Claim 43, further comprising generating the token.

Claim 50 (Previously presented): An access control system comprising:

a communication module configured to receive a request for a token, wherein the request is transmitted from a personal communication device as a result of an action by a user, and wherein the communication module is further configured to transmit the token to the personal communication device in response to the request;

a user token server configured to generate a valid password based at least upon the token; and

an authentication module configured to receive a submitted password in response to a request for authentication of the user, the authentication module further configured to grant access to the user if at least the submitted password matches the valid password.

Claim 51 (Previously presented): The system of Claim 50, wherein the user token server is further configured to generate the valid password based additionally upon a passcode that is known to the user.

Appl. No. : **09/519,829**
Filed : **March 6, 2000**
Office Action Date : **May 24, 2004**

Claim 52 (Previously presented): The system of Claim 51, wherein the valid password is a concatenation of the passcode and the token.

Claim 53 (Currently amended): The system of Claim [[59]] 50, wherein the user token server is further configured to generate the token.

Appl. No. : 09/519,829
Filed : March 6, 2000
Office Action Date : May 24, 2004

REMARKS

The foregoing amendment and the following remarks are response to the May 24, 2004 Office Action. Claims 28-53 are pending in the application. In the Office Action, the Examiner rejects Claims 28-53. The Examiner also objects to Claim 53. Applicants have amended Claims 37 and 53 herein.

Applicants respectfully request reconsideration of the application in view of the following remarks.

Response to the Claim Objections

In the Office Action, the Examiner objects to Claim 53 as being dependent on non-existent Claim 59. Applicants thank the Examiner for his careful examination of the present application and submit that the discrepancy in Claim 59 is a typographical error. Accordingly, Applicants have amended Claim 59 herein to depend from Claim 50, as was originally recited.

Rejection of Claims 28-31 and 43-53 Under 35 U.S.C. § 102(b)

In the Office Action, the Examiner rejects Claims 28-31 and 43-53 under 35 U.S.C. §102(b) as being anticipated by U.S. Patent No. 5,323,146 to Glaschick ("Glaschick"). Applicants respectfully traverse the rejection for the following reasons.

A claim is anticipated only if each and every element as set forth in the claim is found, either expressly or inherently described, in a single prior art reference. *Verdegaal Brothers v. Union Oil Co. of California*, 2 USPQ2d 1051, 1053 (Fed. Cir. 1987). The identical invention must be shown in as complete detail as is contained in the claim. *Richardson v. Suzuki Motor Co.*, 9 USPQ2d 1913, 1920 (Fed. Cir. 1989). As discussed below, Glaschick does not expressly or inherently disclose or suggest each and every element of independent Claims 28, 43 and 50.

According to the Examiner, Glaschick discloses a system wherein a user communicates with a computer system using a personal communication device. See page 3 of the present Office Action. Applicants respectfully disagree. FIGS. 1 and 2 of Glaschick show a user 10 accessing a computer 14 through a data station 16 connected thereto. In a one-time procedure

Appl. No. : 09/519,829
Filed : March 6, 2000
Office Action Date : May 24, 2004

(i.e., password announcement), the user 10 stores a password in a confidential file 12 of the computer 14. "If the user subsequently wants to call up a service of the computer 14 **over one of the data stations connected with it** his connection privilege is examined (authentication)." Column 4, lines 12-15 (emphasis added). Thus, the data station 16 is a connected terminal of the overall system and is not a personal communication device.

Unlike the invention defined in Claim 28, Glaschick does not disclose, teach or suggest *[a] method of authenticating a user, the method comprising: associating the user with a personal communication device possessed by the user; generating a new password based at least upon a token and a passcode, wherein the token is not known to the user and wherein the passcode is known to the user; setting a password associated with the user to be the new password; transmitting the token to the personal communication device; and receiving the password from the user.* Rather, Glaschick is silent on using a personal communication device possessed by a user. Accordingly, Applicants respectfully submit that Claim 28 is patentably distinguished over Glaschick. Applicants respectfully request the Examiner to withdraw the rejection of Claim 28 under 35 U.S.C. § 102(b) and to pass Claim 28 to allowance.

Claims 29-31 depend from Claim 28 and further define the invention defined in Claim 28. In view of the allowability of Claim 28 and in further view of the limitations in Claims 29-31, Applicants respectfully submit that Claims 29-31 are also patentably distinguished over Glaschick. Applicants respectfully request the Examiner to withdraw the rejection of Claims 29-31.

Unlike the invention defined in Claim 43, the combined references also do not teach or suggest *[a] method of regulating access to a secure system, the method comprising: receiving a request for a token, wherein the request is transmitted from a personal communication device as a result of an action by a user; in response to the receipt of the request, transmitting the token to the personal communication device; receiving login data from the user in response to a request for authentication information, wherein the login data is based at least upon the token; and granting access to the secure system based at least upon the received login data.* Thus,

Appl. No. : 09/519,829
Filed : March 6, 2000
Office Action Date : May 24, 2004

Applicants respectfully submit that Claim 43 is patentably distinguished over Glaschick and respectfully request the Examiner to withdraw the rejection of Claim 43.

Claims 44-49 depend from Claim 43 and further define the invention defined in Claim 43. In view of the allowability of Claim 43 and in further view of the limitations in Claims 44-49, Applicants respectfully submit that Claims 44-49 are also patentably distinguished over Glaschick. Applicants respectfully request the Examiner to withdraw the rejection of Claims 44-49.

Unlike the invention defined in Claim 50, the combined references also do not teach or suggest *[a]n access control system comprising: a communication module configured to receive a request for a token, wherein the request is **transmitted from a personal communication device** as a result of an action by a user, and wherein the communication module is further configured to **transmit the token to the personal communication device** in response to the request; a user token server configured to generate a valid password based at least upon the token; and an authentication module configured to receive a submitted password in response to a request for authentication of the user, the authentication module further configured to grant access to the user if at least the submitted password matches the valid password.* Accordingly, Applicants respectfully submit that Claim 50 is patentably distinguished over Glaschick respectfully request the Examiner to withdraw the rejection of Claim 50.

Claims 51-53 depend from Claim 50 and further define the invention defined in Claim 50. In view of the allowability of Claim 50 and in further view of the limitations in Claims 51-53, Applicants respectfully submit that Claims 51-53 are also patentably distinguished over Glaschick. Applicants respectfully request the Examiner to withdraw the rejection of Claims 51-53.

Rejection of Claims 37-39 Under 35 U.S.C. § 102(e)

In the Office Action, the Examiner rejects Claims 37-39 under 35 U.S.C. §102(e) as being anticipated by U.S. Patent No. 6,226,364 to O'Neil ("O'Neil"). Applicants respectfully traverse this rejection for the following reasons.

Appl. No. : 09/519,829
Filed : March 6, 2000
Office Action Date : May 24, 2004

O'Neil teaches using a prepaid phone card to allow a user to make a cellular telephone call. The user deposits the face value of the prepaid phone card into an account by entering the serial number printed on the prepaid phone card. The account is associated with a directory number. See column 20, lines 42-62. During subsequent cellular phone calls, the system taught by O'Neil tracks the charges to the prepaid balance in the account and determines when the prepaid balance becomes exhausted. See column 21, lines 50-67. However, Applicants respectfully submit that the prepaid phone card billing and tracking system taught by O'Neil is unrelated to any of the claims in the present application.

Unlike Claim 37 as amended herein, O'Neil does not teach or suggest *[a] method of regulating access to a secure system, the method comprising: associating a user with a personal communication device possessed by the user; associating the user with an account, wherein an initiation of access directly to the secure system through the account requires that the account be activated, receiving a request transmitted by the personal communication device, and in response to the receipt of the request, activating the account.* Rather, O'Neil teaches accessing cellular phone service through a cellular phone. In contrast to O'Neil, Claim 37 teaches receiving a request transmitted by a personal communication device to initiate access **directly** to the secure system (i.e., not through the personal communication device). Therefore, O'Neil does not teach each and every element of the invention defined in Claim 37 as required to anticipate Claim 37 under 35 U.S.C. § 102(e). Accordingly, Applicants respectfully submit that Claim 37 is patentably distinguished over O'Neil. Applicants respectfully request the Examiner to withdraw the rejection of Claim 37 under 35 U.S.C. § 102(e) and to pass Claim 37 to allowance.

Claims 38 and 39 depend from Claim 37 and further define the invention defined in Claim 37. In view of the allowability of Claim 37 and in further view of the limitations in Claims 38 and 39, Applicants respectfully submit that Claims 38 and 39 are also allowable. Applicants respectfully request that the Examiner to withdraw the rejection of Claims 38 and 39 under 35 U.S.C. § 102(e) and to pass Claims 38 and 39 to allowance.

Appl. No. : 09/519,829
Filed : March 6, 2000
Office Action Date : May 24, 2004

Rejection of Claims 32-36 and 40-42 Under 35 U.S.C. § 103(a)

In the Office Action, the Examiner rejects Claims 32-36 and 40-42 under 35 U.S.C. § 103(a) as being unpatentable over O'Neil in view of Glaschick. Applicants respectfully traverse this rejection for the following reasons.

Section 2143 of the M.P.E.P. states that to establish *prima facie* obviousness three requirements must be met:

To establish a *prima facie* case of obviousness, three basic criteria must be met. First, there must be some suggestion or motivation, either in the references themselves or in the knowledge generally available to one of ordinary skill in the art, to modify the reference or to combine reference teachings. Second, there must be a reasonable expectation of success. Finally, the prior art reference (or references when combined) must teach or suggest all the claim limitations. The teaching or suggestion to make the claimed combination and the reasonable expectation of success must both be found in the prior art, and not based on the Applicant's disclosure.

Applicants respectfully submit that the elements for a *prima facie* case of obviousness are not met by the proposed combination of O'Neil and Glaschick. Specifically, there is no suggestion or motivation to combine the references, and the references (either individually or when combined) do not teach or suggest all the claim limitations.

There is no suggestion or motivation in the references to combine the teachings of O'Neil and Glaschick. As discussed above, Glaschick teaches a method of authenticating a user of a data station connected to a computer system by exchanging information between the data station and the computer system. However, Glaschick does not suggest a need for using a personal communications device as part of its system. Further, the prepaid telephone card billing and tracking system taught by O'Neil is completely unrelated to the subject matter taught in Glaschick. While, as the Examiner points out, O'Neil teaches receiving a unique serial number and barcode as printed on the prepaid phone card in order to prevent dissemination of counterfeit cards and card information (see column 17, lines 15-22), O'Neil does not suggest or provide any

Appl. No. : 09/519,829
Filed : March 6, 2000
Office Action Date : May 24, 2004

motivation for implementing the elaborate authentication system in Glaschick including multiple exchanges of hashed passwords. O'Neil does not even suggest a need for additional security measures.

Rather, it appears that the Examiner has impermissibly used hindsight derived from the teachings in the present application, and not the teachings in the prior art. See *In re Dembiczak*, 175 F.3d 994, 999 (Fed. Cir. 1999) (holding the Board impermissibly used hindsight in determining obviousness). In *Dembiczak*, the Federal Circuit reiterated that a determination of obviousness cannot simply rely on the inventor's disclosure as a "blueprint" without evidence of a suggestion, teaching or motivation in the prior art. *Id.* Thus, there is not a *prima facie* case of obviousness.

Even if O'Neil and Glaschick were to be combined, which they cannot be, they would not teach or suggest each claim limitation of independent Claim 34. Unlike the invention defined in Claim 34, the combined references do not teach or suggest *[a] user authentication system comprising: a user database configured to associate a user with a personal communication device possessed by the user; a control module configured to create a new password based at least upon a token and a passcode, wherein the token is not known to the user and wherein the passcode is known to the user, the control module further configured to set a password associated with the user to be the new password; a communication module configured to transmit the token to the personal communication device; and an authentication module configured to receive the password from the user.* Rather, both O'Neil and Glaschick are silent as to the subject matter of Claim 34. Thus, the invention defined in Claim 34 is not obvious in view of the proposed combination. Applicants respectfully submit that Claim 34 is patentably distinguished over O'Neil in view of Glaschick. Applicants respectfully request the Examiner to withdraw the rejection of Claim 34 under 35 U.S.C. § 103(a) and to pass Claim 34 to allowance.

Claims 35 and 36 depend from Claim 34 and further define the invention defined in Claim 34. As discussed above, Claims 32-33 and 40-42 also depend from allowable independent claims. In view of the allowability of the respective independent claims and in further view of

Appl. No. : 09/519,829
Filed : March 6, 2000
Office Action Date : May 24, 2004

the limitations in Claims 32-33, 35-36 and 40-42, Applicants respectfully submit that Claims 32-33, 35-36 and 40-42 are also patentably distinguished over the cited references. Therefore, Applicants respectfully submit that Claims 32-33, 35-36 and 40-42 are also allowable. Applicants respectfully request the Examiner to withdraw the rejection of Claims 32-33, 35-36 and 40-42 under 35 U.S.C. § 103(a).

Summary

In view of the foregoing discussion, Applicants respectfully submit that this application is in condition for allowance with Claims 28-53 as presented herein. Applicants respectfully request the Examiner to withdraw all objections and rejections and to pass this application with allowance with Claims 28-53.

Should the Examiner determine that additional issues may be resolved by a telephone call, the Examiner is cordially invited to contact the undersigned attorney of record so that such issues may be promptly resolved so that this application may be passed to issuance.

Respectfully submitted,
KNOBBE, MARTENS, OLSON & BEAR, LLP

Dated: August 23, 2004

By: Aaron D. Barker
Aaron D. Barker
Registration No. 51,432
Attorney of Record
Customer No. 20,995
949-721-2942 (direct)
949-760-0404 (operator)

H:\DOCS\ADB\ADB-1594.DOC
081404



UNITED STATES PATENT AND TRADEMARK OFFICE

UNITED STATES DEPARTMENT OF COMMERCE
United States Patent and Trademark Office
Address: COMMISSIONER FOR PATENTS
P.O. Box 1450
Alexandria, Virginia 22313-1450
www.uspto.gov

APPLICATION NO.	FILING DATE	FIRST NAMED INVENTOR	ATTORNEY DOCKET NO.	CONFIRMATION NO.
09/519,829	03/06/2000	Sten-Olov Engberg	APRILS.001A	8563

20995 7590 05/24/2004
KNOBBE MARTENS OLSON & BEAR LLP
2040 MAIN STREET
FOURTEENTH FLOOR
IRVINE, CA 92614

EXAMINER

HENEGHAN, MATTHEW E

ART UNIT	PAPER NUMBER
2134	12

DATE MAILED: 05/24/2004

Please find below and/or attached an Office communication concerning this application or proceeding.

Office Action Summary	Application No. 09/519,829	Applicant(s) ENGBERG ET AL.	
	Examiner Matthew Heneghan	Art Unit 2134	

-- The MAILING DATE of this communication appears on the cover sheet with the correspondence address --

Period for Reply

A SHORTENED STATUTORY PERIOD FOR REPLY IS SET TO EXPIRE 3 MONTH(S) FROM THE MAILING DATE OF THIS COMMUNICATION.

- Extensions of time may be available under the provisions of 37 CFR 1.136(a). In no event, however, may a reply be timely filed after SIX (6) MONTHS from the mailing date of this communication.
- If the period for reply specified above is less than thirty (30) days, a reply within the statutory minimum of thirty (30) days will be considered timely.
- If NO period for reply is specified above, the maximum statutory period will apply and will expire SIX (6) MONTHS from the mailing date of this communication.
- Failure to reply within the set or extended period for reply will, by statute, cause the application to become ABANDONED (35 U.S.C. § 133). Any reply received by the Office later than three months after the mailing date of this communication, even if timely filed, may reduce any earned patent term adjustment. See 37 CFR 1.704(b).

Status

1) Responsive to communication(s) filed on 11 March 2004.

2a) This action is **FINAL**. 2b) This action is non-final.

3) Since this application is in condition for allowance except for formal matters, prosecution as to the merits is closed in accordance with the practice under *Ex parte Quayle*, 1935 C.D. 11, 453 O.G. 213.

Disposition of Claims

4) Claim(s) 28-53 is/are pending in the application.
4a) Of the above claim(s) _____ is/are withdrawn from consideration.

5) Claim(s) _____ is/are allowed.

6) Claim(s) 28-53 is/are rejected.

7) Claim(s) _____ is/are objected to.

8) Claim(s) _____ are subject to restriction and/or election requirement.

Application Papers

9) The specification is objected to by the Examiner.

10) The drawing(s) filed on 11 March 2004 is/are: a) accepted or b) objected to by the Examiner.
Applicant may not request that any objection to the drawing(s) be held in abeyance. See 37 CFR 1.85(a).
Replacement drawing sheet(s) including the correction is required if the drawing(s) is objected to. See 37 CFR 1.121(d).

11) The oath or declaration is objected to by the Examiner. Note the attached Office Action or form PTO-152.

Priority under 35 U.S.C. § 119

12) Acknowledgment is made of a claim for foreign priority under 35 U.S.C. § 119(a)-(d) or (f).
a) All b) Some * c) None of:
1. Certified copies of the priority documents have been received.
2. Certified copies of the priority documents have been received in Application No. _____.
3. Copies of the certified copies of the priority documents have been received in this National Stage application from the International Bureau (PCT Rule 17.2(a)).

* See the attached detailed Office action for a list of the certified copies not received.

Attachment(s)

1) Notice of References Cited (PTO-892) 4) Interview Summary (PTO-413)
2) Notice of Draftsperson's Patent Drawing Review (PTO-948) Paper No(s)/Mail Date. _____
3) Information Disclosure Statement(s) (PTO-1449 or PTO/SB/08) 5) Notice of Informal Patent Application (PTO-152)
Paper No(s)/Mail Date _____ 6) Other: _____

DETAILED ACTION

1. In response to the first office action, claim 37 has been amended. Claims 28-53 have been examined.

Drawings

2. The drawings were received on 11 March 2004. These drawings are acceptable.

Claim Objections

3. Claim 53 is objected to because of the following informalities: In the claim as recited in the most recent amendment, the claim is dependent on non-existent claim 59. It is being presumed that the claim actually depends on claim 50, as was originally recited. Appropriate correction is required.

Claim Rejections - 35 USC § 102

The following is a quotation of the appropriate paragraphs of 35 U.S.C. 102 that form the basis for the rejections under this section made in this Office action:

A person shall be entitled to a patent unless –

(b) the invention was patented or described in a printed publication in this or a foreign country or in public use or on sale in this country, more than one year prior to the date of application for patent in the United States.

Art Unit: 2134

(e) the invention was described in a patent granted on an application for patent by another filed in the United States before the invention thereof by the applicant for patent, or on an international application by another who has fulfilled the requirements of paragraphs (1), (2), and (4) of section 371(c) of this title before the invention thereof by the applicant for patent.

The changes made to 35 U.S.C. 102(e) by the American Inventors Protection Act of 1999 (AIPA) and the Intellectual Property and High Technology Technical Amendments Act of 2002 do not apply when the reference is a U.S. patent resulting directly or indirectly from an international application filed before November 29, 2000. Therefore, the prior art date of the reference is determined under 35 U.S.C. 102(e) prior to the amendment by the AIPA (pre-AIPA 35 U.S.C. 102(e)).

4. Claims 28-31 and 43-53 are rejected under 35 U.S.C. 102(b) as being anticipated by U.S. Patent No. 5,323,146 to Glaschick.

As per claims 28-31, 43-47, and 49-53, Glaschick discloses a system wherein a user communicating with a computer system from a data station (a personal communications device). In response to a user announcement, the computer sends a random number to the data station, which then adds (concatenates) it to the password and sends it back to the computer to authenticate the user (see column 1, lines 52-68).

Regarding claim 48, the invention disclosed by Glaschick is an improvement over this system (see column 2, lines 20-40). The one-way function disclosed is a type of hash function (see column 3, lines 36-51).

5. Claims 37-39 are rejected under 35 U.S.C. 102(e) as being anticipated by U.S. Patent No. 6,226,364 to O'Neil.

As per claim 37, the user is associated with the phone and the account, and the account is activated by way of a prepaid telephone service card activation unit in response to the user request (see abstract).

As per claim 38, temporary accounts may be used (see column 19, lines 61-65). A temporary customer profile defines the limitations of the account (see column 4, lines 60-65). Temporary accounts inherently expire when they are exhausted.

As per claim 39, verification involves the user transmitting the card's serial number, which constitutes a password (see column 17, lines 16-23).

Claim Rejections - 35 USC § 103

The following is a quotation of 35 U.S.C. 103(a) which forms the basis for all obviousness rejections set forth in this Office action:

(a) A patent may not be obtained though the invention is not identically disclosed or described as set forth in section 102 of this title, if the differences between the subject matter sought to be patented and the prior art are such that the subject matter as a whole would have been obvious at the time the invention was made to a person having ordinary skill in the art to which said subject matter pertains. Patentability shall not be negated by the manner in which the invention was made.

6. Claims 32-36 and 40-42 are rejected under 35 U.S.C. 103(a) as being unpatentable over U.S. Patent No. 6,226,364 to O'Neil as applied to claims 28 and 39 above, and further in view of U.S. Patent No. 5,323,146 to Glaschick.

Regarding claims 40-42, the telephone service system disclosed by O'Neil does include the claimed password protocol for logging on to the system.

Glaschick discloses the claimed protocol, as described above, and further notes that this protocol is used to prevent a privileged user from acquiring the password of a user by reading it from the memory (see column 1, lines 27-31).

Therefore it would be obvious to one of ordinary skill in the art at the time the invention was made to modify the system of O'Neil by employing the password system disclosed by Glaschick, in order to prevent a privileged user from acquiring the password of a user by reading it from the memory.

As per claim 32, O'Neil discloses the use of cellular phones (see column 10, lines 25-56).

As per claim 33, O'Neil discloses the use of paging systems (see column 11, lines 35-48).

As per claims 34-36, a user database is used (see column 16, lines 2-20).

Response to Arguments

7. Applicant's arguments, see Paper No. 11, filed 11 March 2004, with respect to the rejections of claims 28-53 under 35 U.S.C. 102 and 35 U.S.C. 103 have been fully considered and are persuasive. Therefore, the rejection has been withdrawn. However, upon further consideration, a new grounds of rejection are made as described above.

Conclusion

8. Any inquiry concerning this communication or earlier communications from the examiner should be directed to Matthew E. Heneghan, whose telephone number is (703) 305-7727. The examiner can normally be reached on Monday-Thursday from 8:00 AM - 4:00 PM Eastern Time. The examiner can also be reached on alternate Fridays.

If attempts to reach the examiner by telephone are unsuccessful, the examiner's supervisor, Gregory Morse, can be reached on (703) 308-4789.

Any response to this action should be mailed to:

Commissioner of Patents and Trademarks
P.O. Box 1450
Alexandria, VA 22313-1450

Or faxed to:

(703) 872-9306

Hand-delivered responses should be brought to Crystal Park 2, 2121 Crystal Drive, Arlington, VA 22202, Fourth Floor (Receptionist).

Any inquiry of a general nature or relating to the status of this application or proceeding should be directed to the receptionist whose telephone number is (703) 305-3900.

MEH *MEH*
May 13, 2004

Gregory Morse
GREGORY MORSE
SUPERVISORY PATENT EXAMINER
TECHNOLOGY CENTER 2100

Notice of References Cited

Application/Control No.
09/519,829

Applicant(s)/Patent Under
Reexamination
ENGBERG ET AL.

Examiner
Matthew Heneghan

Art Unit
2134

Page 1 of 1

U.S. PATENT DOCUMENTS

*		Document Number Country Code-Number-Kind Code	Date MM-YYYY	Name	Classification
	A	US-5,323,146	06-1994	Glaschick, Rainer	713/202
	B	US-6,226,364	05-2001	O'Neil, Douglas R.	379/114.2
	C	US-			
	D	US-			
	E	US-			
	F	US-			
	G	US-			
	H	US-			
	I	US-			
	J	US-			
	K	US-			
	L	US-			
	M	US-			

FOREIGN PATENT DOCUMENTS

*		Document Number Country Code-Number-Kind Code	Date MM-YYYY	Country	Name	Classification
	N					
	O					
	P					
	Q					
	R					
	S					
	T					

NON-PATENT DOCUMENTS

*		Include as applicable: Author, Title Date, Publisher, Edition or Volume, Pertinent Pages)
	U	
	V	
	W	
	X	

*A copy of this reference is not being furnished with this Office action. (See MPEP § 707.05(a).)
Dates in MM-YYYY format are publication dates. Classifications may be US or foreign.

L Number	Hits	Search Text	DB	Time stamp
36	46	705/74.ccls.	USPAT; EPO; JPO; DERWENT; IBM_TDB	2004/05/13 14:12
37	29	705/74.ccls. and account	USPAT; EPO; JPO; DERWENT; IBM_TDB	2004/05/13 14:12
38	43	705/74.ccls. and time	USPAT; EPO; JPO; DERWENT; IBM_TDB	2004/05/13 14:12
39	28	705/74.ccls. and time and account	USPAT; EPO; JPO; DERWENT; IBM_TDB	2004/05/13 14:12
41	17	705/74.ccls. and time and account and (pass password)	USPAT; EPO; JPO; DERWENT; IBM_TDB	2004/05/13 14:12
45	80	((create activate) adj account) and time and password	USPAT; EPO; JPO; DERWENT; IBM_TDB	2004/05/13 14:12
47	11	((create activate) adj account) and ((delete deactivate (de adj activate)) adj account) and password	USPAT; EPO; JPO; DERWENT; IBM_TDB	2004/05/13 14:12
49	15	(tempor\$ adj account) and password	USPAT; EPO; JPO; DERWENT; IBM_TDB	2004/05/13 14:12
50	29	((tempor\$ guest) adj account) and password	USPAT; EPO; JPO; DERWENT; IBM_TDB	2004/05/13 14:12
51	2	((tempor\$ guest) adj account) same (time adj limi\$)	USPAT; EPO; JPO; DERWENT; IBM_TDB	2004/05/13 14:12
52	15	((tempor\$ guest) adj account) same time	USPAT; EPO; JPO; DERWENT; IBM_TDB	2004/05/13 14:12
53	245	235/382.5.ccls.	USPAT; EPO; JPO; DERWENT; IBM_TDB	2004/05/13 14:12
54	47	((tempor\$ guest) adj account) and time	USPAT; EPO; JPO; DERWENT; IBM_TDB	2004/05/13 14:12
55	204	235/382.5.ccls. and time	USPAT; EPO; JPO; DERWENT; IBM_TDB	2004/05/13 14:12

L Number	Hits	Search Text	DB	Time stamp
1	552	713/202.ccls.	USPAT; EPO; JPO; DERWENT; IBM_TDB	2004/05/12 14:33
2	344	713/202.ccls. and personal	USPAT; EPO; JPO; DERWENT; IBM_TDB	2004/05/12 14:47
3	9	713/202.ccls. and (personal adj communication)	USPAT; EPO; JPO; DERWENT; IBM_TDB	2004/05/12 14:47
4	10	713/202.ccls. and ((personal adj communication) ((mobile cell) adj phone) cellphone pager) and account	USPAT; EPO; JPO; DERWENT; IBM_TDB	2004/05/12 14:48
5	28	713/202.ccls. and ((personal adj communication) ((mobile cell) adj phone) cellphone pager) and (combin\$ appen\$ concaten\$)	USPAT; EPO; JPO; DERWENT; IBM_TDB	2004/05/12 14:48

Docket No.: APRILS.001A

03-12-04

Customer No.: 20,995

2134



AMENDMENT / RESPONSE TRANSMITTAL

Applicant : Sten-Olov Engberg et al.
 App. No. : 09/519,829
 Filed : March 6, 2000
 For : USE OF PERSONAL
 COMMUNICATION DEVICES
 FOR USER
 AUTHENTICATION
 Examiner : Matthew E. Heneghan
 Art Unit : 2134
 Confirmation No. : 8563

Certificate of Express Mail
 Under 37 C.F.R. § 1.10
 Express Mail No.
 EV 307 986 855 US

I hereby certify that this correspondence and all marked attachments are being deposited with the United States Postal Service as "Express Mail Post Office to Addressee" in an envelope addressed to:

United States Patent and Trademark Office
 P.O. Box 1450
 Alexandria, Virginia 22313-1450

on March 11, 2004

(Date)
Jerry T. Sewell
 Jerry T. Sewell, Reg. No. 31,567

RECEIVED

MAR 15 2004

Technology Center 2100

Commissioner for Patents
 P.O. Box 1450
 Alexandria, Virginia 22313-1450

Sir:

Transmitted herewith for filing in the above-identified application are the following enclosures:

- (X) Amendment and Response to December 15, 2003 Office Action in 14 pages.
- (X) Two sheets of replacement drawings.
- (X) The present application qualifies for small entity status under 37 C.F.R. § 1.27.

The fee has been calculated as shown below:

FEE CALCULATION				
FEE TYPE		FEE CODE	CALCULATION	TOTAL
Total Claims	26 - 26 = 0	2202 (\$9)	0 x 9 =	\$0
Independent Claims	5 - 5 = 0	2201 (\$43)	0 x 43 =	\$0
TOTAL FEE DUE				\$0

- (X) Return prepaid postcard.
- (X) Please charge any additional fees, including any fees for additional extension of time, or credit overpayment to Deposit Account No. 11-1410.

Jerry T. Sewell
 Jerry T. Sewell
 Registration No. 31,567
 Attorney of Record
 Customer No. 20,995
 (949) 760-0404



#11 / B
PATENT

IN THE UNITED STATES PATENT AND TRADEMARK OFFICE

Applicants	: Sten-Olov Engberg et al.
Appl. No.	: 09/519,829
Filed	: March 6, 2000
For	: USE OF PERSONAL <i>Communication</i> DEVICES FOR USER AUTHENTICATION
T.C./A.U.	: 2134
Examiner	: Matthew E. Heneghan
Atty Docket No.	: APRILS.001A
Confirmation No.	: 8563
Customer No.	: 20,995

RECEIVED

MAR 15 2004

Technology Center 2100

Commissioner for Patents
United States Patent and Trademark Office
P.O. Box 1450
Alexandria, Virginia 22313-1450

AMENDMENT AND RESPONSE TO DECEMBER 15, 2003 OFFICE ACTION

Dear Sir:

In response to the December 15, 2003 Office Action, Applicants respectfully submit the following amendments and remarks.

Amendments to the Claims are reflected in the listing of claims which begins on page 2 of this paper.

Amendments to the Drawings begin on page 7 of this paper and include an attached *Replacement Sheet* for each sheet of drawings being amended.

Remarks/Arguments begin on page 8 of this paper.

Appl. No. : 09/519,829
Filed : March 6, 2000
Office Action Date : December 15, 2003

AMENDMENTS TO THE CLAIMS

This listing of claims will replace all prior versions and listings of claims in the application. The listing of claims present each claim with its respective status shown in parentheses.

In the following list, Claim 37 is currently amended. Claims 28-36 and 38-53 remain as previously presented.

Listing of Claims

claims 1-27 cancelled.

Claim 28 (Previously presented): A method of authenticating a user, the method comprising:
associating the user with a personal communication device possessed by the user;
generating a new password based at least upon a token and a passcode, wherein
the token is not known to the user and wherein the passcode is known to the user;
setting a password associated with the user to be the new password;
transmitting the token to the personal communication device; and
receiving the password from the user.

B1
Claim 29 (Previously presented): The method of Claim 28, wherein the new password is generated by concatenating the token and the passcode.

Claim 30 (Previously presented): The method of Claim 28, further comprising receiving a request from the user for the token.

Claim 31 (Previously presented): The method of Claim 30, wherein the request is transmitted by the user through the personal communication device.

Claim 32 (Previously presented): The method of Claim 28, wherein the personal communication device is a mobile phone.

Claim 33 (Previously presented): The method of Claim 28, wherein the personal communication device is a pager.

Appl. No. : 09/519,829
Filed : March 6, 2000
Office Action Date : December 15, 2003

Claim 34 (Previously presented): A user authentication system comprising:

a user database configured to associate a user with a personal communication device possessed by the user;

a control module configured to create a new password based at least upon a token and a passcode, wherein the token is not known to the user and wherein the passcode is known to the user, the control module further configured to set a password associated with the user to be the new password;

a communication module configured to transmit the token to the personal communication device; and

an authentication module configured to receive the password from the user.

Claim 35 (Previously presented): The system of Claim 34, wherein the communication module is further configured to receive a request from the user for the token, and wherein the control module is further configured to create the new password in response to the request.

B1

Claim 36 (Previously presented): The system of Claim 35, wherein the request is transmitted by the user through the personal communication device.

Claim 37 (Currently Amended): A method of regulating access to a secure system, the method comprising:

associating ~~[[the]]~~ a user with a personal communication device possessed by the user;

associating the user with an account, wherein an initiation of access through the account requires that the account be activated;

receiving a request transmitted by the personal communication device; and

in response to the receipt of the request, activating the account.

Claim 38 (Previously presented): The method of Claim 37, further comprising deactivating the account within a predetermined amount of time after the account is activated.

Appl. No. : 09/519,829
Filed : March 6, 2000
Office Action Date : December 15, 2003

Claim 39 (Previously presented): The method of Claim 37, wherein an initiation of access through the account further requires that the user supply a valid password.

Claim 40 (Previously presented): The method of Claim 39, further comprising:
generating a new password based at least upon a token and a passcode, wherein the token is not known to the user and wherein the passcode is known to the user;
setting the valid password to be the new password;
transmitting the token to the personal communication device; and
receiving the valid password from the user.

Claim 41 (Previously presented): The method of Claim 40, wherein the new password is generated by concatenating the token and the passcode.

Claim 42 (Previously presented): The method of Claim 40, wherein the token is transmitted in response to the receipt of the request.

Claim 43 (Previously presented): A method of regulating access to a secure system, the method comprising:

receiving a request for a token, wherein the request is transmitted from a personal communication device as a result of an action by a user;
in response to the receipt of the request, transmitting the token to the personal communication device;
receiving login data from the user in response to a request for authentication information, wherein the login data is based at least upon the token; and
granting access to the secure system based at least upon the received login data.

Claim 44 (Previously presented): The method of Claim 43, wherein the login data is additionally based upon a passcode known to the user.

Appl. No. : 09/519,829
Filed : March 6, 2000
Office Action Date : December 15, 2003

Claim 45 (Previously presented): The method of Claim 43, wherein the login data comprises a password.

Claim 46 (Previously presented): The method of Claim 45, wherein the password comprises a passcode and the token, and wherein the passcode is known to the user.

Claim 47 (Previously presented): The method of Claim 46, wherein the password is a concatenation of the passcode and the token.

Claim 48 (Previously presented): The method of Claim 46, wherein the password is a hashed concatenation of the passcode and the token.

Claim 49 (Previously presented): The method of Claim 43, further comprising generating the token.

Claim 50 (Previously presented): An access control system comprising:

a communication module configured to receive a request for a token, wherein the request is transmitted from a personal communication device as a result of an action by a user, and wherein the communication module is further configured to transmit the token to the personal communication device in response to the request;

a user token server configured to generate a valid password based at least upon the token; and

an authentication module configured to receive a submitted password in response to a request for authentication of the user, the authentication module further configured to grant access to the user if at least the submitted password matches the valid password.

Claim 51 (Previously presented): The system of Claim 50, wherein the user token server is further configured to generate the valid password based additionally upon a passcode that is known to the user.

Appl. No. : 09/519,829
Filed : March 6, 2000
Office Action Date : December 15, 2003

Claim 52 (Previously presented): The system of Claim 51, wherein the valid password is a concatenation of the passcode and the token.

B1

Claim 53 (Previously presented): The system of Claim 59, wherein the user token server is further configured to generate the token.

Appl. No. : 09/519,829
Filed : March 6, 2000
Office Action Date : December 15, 2003

AMENDMENTS TO THE DRAWINGS

Applicants have changed FIG. 1 on attached replacement sheet 1 of 11 and have changed FIG. 7B on attached replacement sheet 10 of 11. In particular, Applicants have incorporated the following changes into the two figures:

In FIG. 1, previously omitted reference designation 162 is added to identify the *AUTHENTICATION CONFIRMATION*.

In FIG. 7B, original reference designation 712 for the *NETWORK INTERFACE CARD* is changed to reference designation 702.

Attachments: Replacement Sheet 1 of 11 showing FIG. 1
Replacement Sheet 10 of 11 showing FIG. 7B

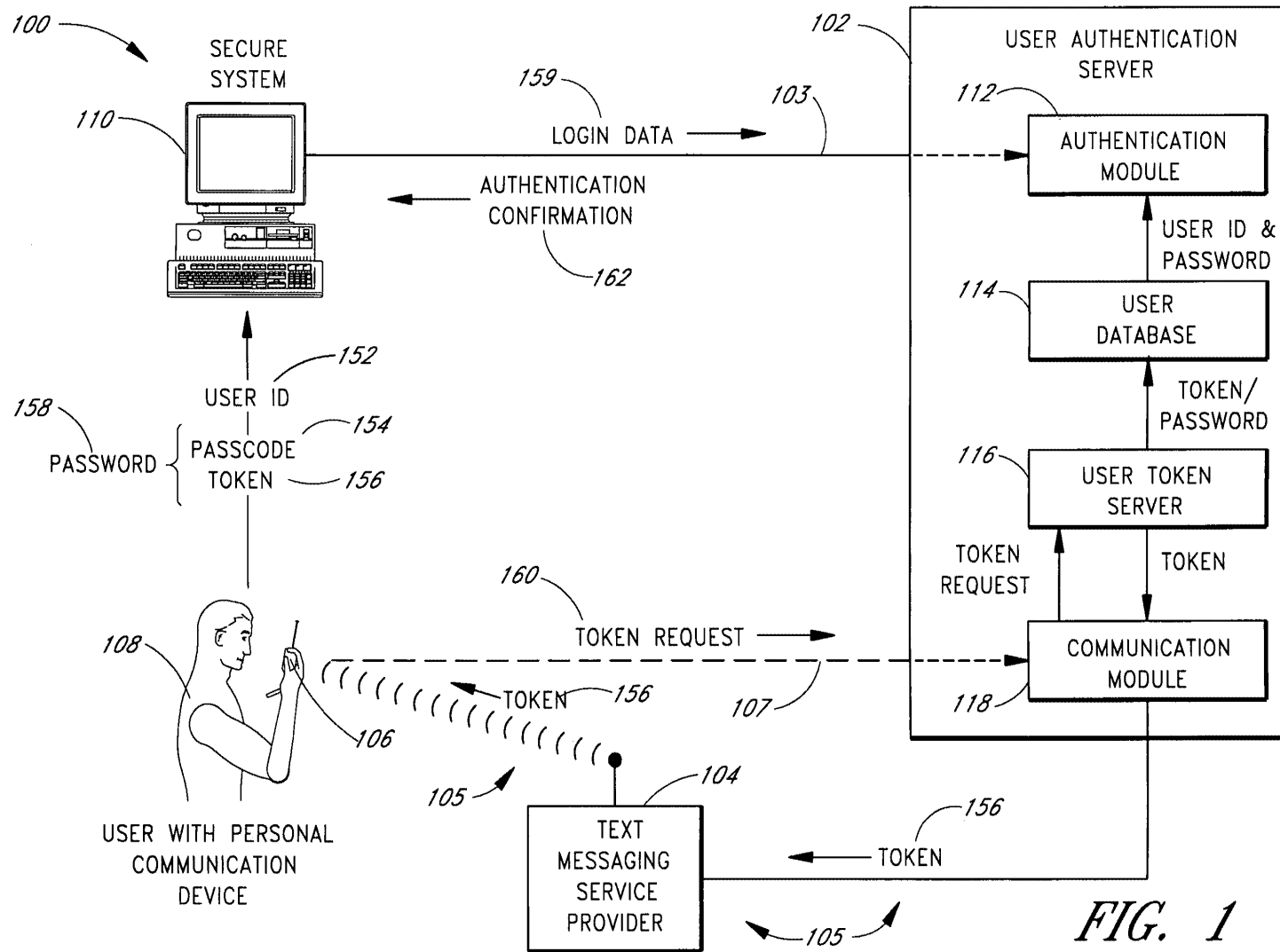



FIG. 1





10/11

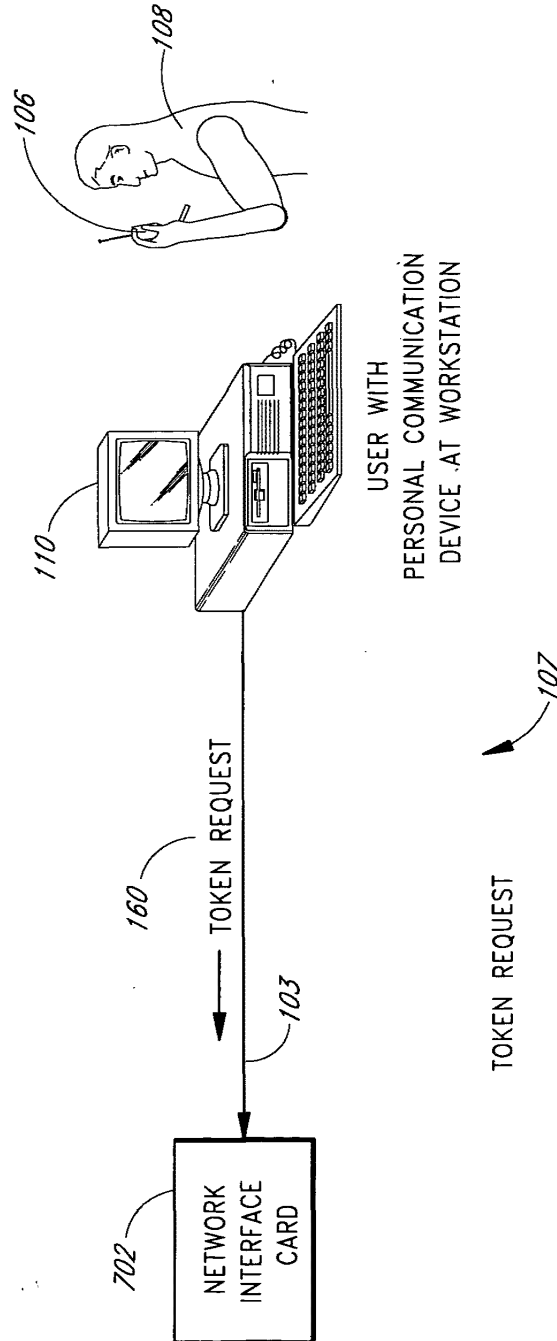


FIG. 7B

Appl. No. : 09/519,829
Filed : March 6, 2000
Office Action Date : December 15, 2003

REMARKS

The foregoing amendments and drawing changes and the following remarks are response to the December 15, 2003 Office Action. Claims 28-53 are pending in the application. In the Office Action, the Examiner rejects Claims 28-53. The Examiner objects to the specification and the drawings.

Applicants have amended FIG. 1 and FIG. 7B in response to the objections to the drawings and the specification. Applicants have not amended the claims in response to the rejections; however, Applicants have amended Claim 37 to provide proper antecedent basis for *a user*.

Applicants respectfully request reconsideration of the application in view of the amendment and the drawing changes and in further view of the following remarks.

Response to the Objections to the Drawings and the Specification

In the Office Action, the Examiner objects to the drawings and the specification because reference designation 712 shown in FIG. 7B is not mentioned in the specification and because the reference designations 162 and 702 are mentioned in the specification but are not shown in the drawings.

Applicants have replaced FIG. 1 with a revised FIG. 1 on the attached replacement sheet 1 of 11. Applicants have replaced FIG. 7B with a revised FIG. 7B on the attached replacement sheet 10 of 11.

In revised FIG. 1, Applicants have added reference designation 162 to identify the *AUTHENTICATION CONFIRMATION* in accordance with the specification on page 7 at lines 15-16 and on page 11 at line 18.

In revised FIG. 7B, Applicants have changed reference designation 712 to 702 to identify the *NETWORK INTERFACE CARD* in accordance with the specification on page 16 at line 11.

The revised drawings are responsive to the objection to the drawings and are also responsive to the objection to the specification. No amendments to the specification are required.

Appl. No. : 09/519,829
Filed : March 6, 2000
Office Action Date : December 15, 2003

Since the revised drawings are consistent with the original specification, Applicants respectfully submit that no new matter is introduced by the proposed drawing changes. Applicants respectfully request the Examiner to approve the revised drawings. Applicants also request the Examiner to withdraw the objection to the drawings and the objection to the specification.

Rejection of Claims 37-39 Under 35 U.S.C. § 102(b)

In the Office Action, the Examiner rejects Claims 37-39 under 35 U.S.C. §102(b) as being anticipated by Australian Patent Application No. 63545/98 to Schmitz ("Schmitz"). Applicants respectfully traverse the rejection for the following reasons.

A claim is anticipated only if each and every element as set forth in the claim is found, either expressly or inherently described, in a single prior art reference. *Verdegaal Brothers v. Union Oil Co. of California*, 2 USPQ2d 1051, 1053 (Fed. Cir. 1987). The identical invention must be shown in as complete detail as is contained in the claim. *Richardson v. Suzuki Motor Co.*, 9 USPQ2d 1913, 1920 (Fed. Cir. 1989). As discussed below, Schmitz does not expressly or inherently disclose or suggest each and every element of independent Claim 37.

Figure 1 of Schmitz teaches a user sending a qualifying ID through a data input apparatus 1 to an authorization computer 2 and receiving a transaction authorization number (a "TAN") from the authorization computer 2 through a receiver 3. The user may then enter the TAN into the data input apparatus 1 for verification by the authorization computer. See page 13 at line 20 through page 14 at line 10.

Security of the system in Schmitz is accomplished by employing two separate transmission paths. The first transmission path is from the data input device 1 to the authorization computer 2 for requesting a TAN. The second transmission path is from the authorization computer 2 to the receiver 3 for providing the TAN to the user. See page 8 at lines 1-13. Thus, the **request is made through a data input device 1** attached to the authorization computer 2 (see Fig. 1) or part of the authorization computer 2 (see page 16 at

Appl. No. : 09/519,829
Filed : March 6, 2000
Office Action Date : December 15, 2003

lines 3-4). The receiver 3 for receiving the TAN, on the other hand, may be a portable device such as a pager 31 or a "handy" 32. See page 15, lines 18-25.

Unlike Claim 37, Schmitz does not teach or suggest *associating a user with a personal communication device possessed by the user, associating the user with an account, wherein an initiation of access through the account requires that the account be activated, receiving a request transmitted by the personal communication device, and in response to the receipt of the request, activating the account*. Rather, Schmitz teaches receiving a request transmitted by a data input apparatus 1 while using the receiver 3 (i.e., a personal communication device) only for receiving the TAN. Therefore, Schmitz does not teach each and every element of the invention defined in Claim 37 as required to anticipate Claim 37 under 35 U.S.C. § 102(b). Accordingly, Applicants respectfully submit that Claim 37 is patentably distinguished over Schmitz. Applicants respectfully request the Examiner to withdraw the rejection of Claim 37 under 35 U.S.C. § 102(b) and to pass Claim 37 to allowance.

Claims 38 and 39 depend from Claim 37 and further define the invention defined in Claim 37. In view of the allowability of Claim 37 and in further view of the limitations in Claims 38 and 39, Applicants respectfully submit that Claims 38 and 39 are also allowable. Applicants respectfully request that the Examiner to withdraw the rejection of Claims 38 and 39 under 35 U.S.C. § 102(b) and to pass Claims 38 and 39 to allowance.

Rejection of Claims 28-36 and 40-53 Under 35 U.S.C. § 103(a)

In the Office Action, the Examiner rejects Claims 28-36 and 40-53 under 35 U.S.C. § 103(a) as being unpatentable over Schmitz in view of Menezes, *Handbook of Applied Cryptography*, 1997, page 390. Applicants respectfully traverse this rejection for the following reasons.

Section 2143 of the M.P.E.P. states that to establish prima facie obviousness three requirements must be met:

To establish a prima facie case of obviousness, three basic criteria must be met. First, there must be some suggestion or motivation, either in the references themselves or in the knowledge generally available to one of ordinary skill in the

Appl. No. : 09/519,829
Filed : March 6, 2000
Office Action Date : December 15, 2003

art, to modify the reference or to combine reference teachings. Second, there must be a reasonable expectation of success. Finally, the prior art reference (or references when combined) must teach or suggest all the claim limitations. The teaching or suggestion to make the claimed combination and the reasonable expectation of success must both be found in the prior art, and not based on the Applicant's disclosure.

Applicants respectfully submit that the elements for a *prima facie* case of obviousness are not met by the proposed combination of Schmitz and Menezes because the two references do not teach or suggest all the claim limitations.

As acknowledged by the Examiner, Schmitz does not teach a method for creating a password. On page 4 of the Office Action, the Examiner states that *Menezes discloses that a password may be augmented with a random string, called a "salt," along with a hashing function, in order to make dictionary attacks less effective (see section (v)), and further notes that an entity's ID can be used as a salt.* The Examiner concludes that it would have been obvious to combine Menezes with Schmitz to obtain the claimed invention. Applicants respectfully disagree.

Menezes teaches that the salt is determined *upon initial entry* of a password into a system. Thus, only one salt exists for a corresponding password because the password is augmented by the salt *before applying the one way function.* If a new salt were generated each time a password was received for verification, the one-way function would make it impossible to compare it to the hashed password and salt created upon initial entry. Therefore, the salt taught by Menezes cannot be the same as the TAN taught by Schmitz because the security features taught by Schmitz depend on a new TAN being generated or selected each time a request is received. Further, the salt taught by Menezes is only used internally in the system verifying the password and is not transmitted to the user each time a request is received, as taught by Schmitz.

Unlike the invention defined in Claim 28, the combined references do not teach or suggest *[a] method of authenticating a user, the method comprising: associating the user with a personal communication device possessed by the user; generating a new password based at least upon a token and a passcode, wherein the token is not known to the user and wherein the*

Appl. No. : 09/519,829
Filed : March 6, 2000
Office Action Date : December 15, 2003

passcode is known to the user; setting a password associated with the user to be the new password; transmitting the token to the personal communication device; and receiving the password from the user. Thus, the invention defined in Claim 28 is not obvious in view of the proposed combination. Applicants respectfully submit that Claim 28 is patentably distinguished over Schmitz in view of Menezes. Applicants respectfully request the Examiner to withdraw the rejection of Claim 28 under 35 U.S.C. § 103(a) and to pass Claim 28 to allowance.

Claims 29-33 depend from Claim 28 and further define the invention defined in Claim 28. In view of the allowability of Claim 28 and in further view of the limitations in Claims 29-33, Applicants respectfully submit that Claims 29-33 are also patentably distinguished over the cited references. Applicants respectfully request the Examiner to withdraw the rejection of Claims 29-33 under 35 U.S.C. § 103(a).

Unlike the invention defined in Claim 34, the combined references do not teach or suggest *[a] user authentication system comprising: a user database configured to associate a user with a personal communication device possessed by the user; a control module configured to create a new password based at least upon a token and a passcode, wherein the token is not known to the user and wherein the passcode is known to the user, the control module further configured to set a password associated with the user to be the new password; a communication module configured to transmit the token to the personal communication device; and an authentication module configured to receive the password from the user.* Thus, the invention defined in Claim 34 is not obvious in view of the proposed combination. Applicants respectfully submit that Claim 34 is patentably distinguished over Schmitz in view of Menezes. Applicants respectfully request the Examiner to withdraw the rejection of Claim 34 under 35 U.S.C. § 103(a) and to pass Claim 34 to allowance.

Claims 35 and 36 depend from Claim 34 and further define the invention defined in Claim 34. In view of the allowability of Claim 34 and in further view of the limitations in Claims 35 and 36, Applicants respectfully submit that Claims 35 and 36 are also patentably

Appl. No. : 09/519,829
Filed : March 6, 2000
Office Action Date : December 15, 2003

distinguished over the cited references. Applicants respectfully request the Examiner to withdraw the rejection of Claims 35 and 36 under 35 U.S.C. § 103(a).

Unlike the invention defined in Claim 43, the combined references do not teach or suggest *[a] method of regulating access to a secure system, the method comprising: receiving a request for a token, wherein the request is transmitted from a personal communication device as a result of an action by a user; in response to the receipt of the request, transmitting the token to the personal communication device; receiving login data from the user in response to a request for authentication information, wherein the login data is based at least upon the token; and granting access to the secure system based at least upon the received login data.* Thus, the invention defined in Claim 43 is not obvious in view of the proposed combination. Applicants respectfully submit that Claim 43 is patentably distinguished over Schmitz in view of Menezes. Applicants respectfully request the Examiner to withdraw the rejection of Claim 43 under 35 U.S.C. § 103(a) and to pass Claim 43 to allowance.

Claims 44-49 depend from Claim 43 and further define the invention defined in Claim 43. In view of the allowability of Claim 43 and in further view of the limitations in Claims 44-49, Applicants respectfully submit that Claims 44-49 are also patentably distinguished over the cited references. Applicants respectfully request the Examiner to withdraw the rejection of Claims 44-49 under 35 U.S.C. § 103(a).

Unlike the invention defined in Claim 50, the combined references do not teach or suggest *[a]n access control system comprising: a communication module configured to receive a request for a token, wherein the request is transmitted from a personal communication device as a result of an action by a user, and wherein the communication module is further configured to transmit the token to the personal communication device in response to the request; a user token server configured to generate a valid password based at least upon the token; and an authentication module configured to receive a submitted password in response to a request for authentication of the user, the authentication module further configured to grant access to the user if at least the submitted password matches the valid password.* Thus, the invention defined

Appl. No. : 09/519,829
Filed : March 6, 2000
Office Action Date : December 15, 2003

in Claim 50 is not obvious in view of the proposed combination. Applicants respectfully submit that Claim 50 is patentably distinguished over Schmitz in view of Menezes. Applicants respectfully request the Examiner to withdraw the rejection of Claim 50 under 35 U.S.C. § 103(a) and to pass Claim 50 to allowance.

Claims 51-53 depend from Claim 50 and further define the invention defined in Claim 50. In view of the allowability of Claim 50 and in further view of the limitations in Claims 51-53, Applicants respectfully submit that Claims 51-53 are also patentably distinguished over the cited references. Applicants respectfully request the Examiner to withdraw the rejection of Claims 51-53 under 35 U.S.C. § 103(a).

Summary

In view of the amendment to Claim 37 and the revisions to the drawings, and in further view of the foregoing discussion, Applicants respectfully submit that this application is in condition for allowance with Claims 28-53 as presented herein. Applicants respectfully request the Examiner to withdraw all objections and rejections and to pass this application with allowance with Claims 28-53.

Should the Examiner determine that additional issues may be resolved by a telephone call, the Examiner is cordially invited to contact the undersigned attorney of record so that such issues may be promptly resolved so that this application may be passed to issuance.

Respectfully submitted,
KNOBBE, MARTENS, OLSON & BEAR, LLP

Dated: MARCH 11, 2004

By: Jerry T. Sewell
Jerry T. Sewell
Registration No. 31,567
Attorney of Record
Customer No. 20,995
949-721-2849 (direct)
949-760-0404 (operator)

Attachments (two replacement sheets of drawings)

JTS-19395.DOC // 20040310/2

12/15



UNITED STATES PATENT AND TRADEMARK OFFICE

UNITED STATES DEPARTMENT OF COMMERCE
United States Patent and Trademark Office
Address: COMMISSIONER FOR PATENTS
P.O. Box 1450
Alexandria, Virginia 22313-1450
www.uspto.gov

APPLICATION NO.	FILING DATE	FIRST NAMED INVENTOR	ATTORNEY DOCKET NO.	CONFIRMATION NO.
09/519,829	03/06/2000	Sten-Olov Engberg	APRILS.001A	8563
20995	7590	12/15/2003	EXAMINER HENEGHAN, MATTHEW E	
KNOBBE MARTENS OLSON & BEAR LLP 2040 MAIN STREET FOURTEENTH FLOOR IRVINE, CA 92614			ART UNIT	PAPER NUMBER
			2134	10

DATE MAILED: 12/15/2003

Please find below and/or attached an Office communication concerning this application or proceeding.

PRG

Office Action Summary	Application No. 09/519,829	Applicant(s) ENGBERG ET AL.	
	Examiner Matthew Heneghan	Art Unit 2134	

-- The MAILING DATE of this communication appears on the cover sheet with the correspondence address --
Period for Reply

A SHORTENED STATUTORY PERIOD FOR REPLY IS SET TO EXPIRE 3 MONTH(S) FROM THE MAILING DATE OF THIS COMMUNICATION.

- Extensions of time may be available under the provisions of 37 CFR 1.136(a). In no event, however, may a reply be timely filed after SIX (6) MONTHS from the mailing date of this communication.
- If the period for reply specified above is less than thirty (30) days, a reply within the statutory minimum of thirty (30) days will be considered timely.
- If NO period for reply is specified above, the maximum statutory period will apply and will expire SIX (6) MONTHS from the mailing date of this communication.
- Failure to reply within the set or extended period for reply will, by statute, cause the application to become ABANDONED (35 U.S.C. § 133).
- Any reply received by the Office later than three months after the mailing date of this communication, even if timely filed, may reduce any earned patent term adjustment. See 37 CFR 1.704(b).

Status

- 1) Responsive to communication(s) filed on 06 March 2000 and 12 March 2001.
- 2a) This action is **FINAL**. 2b) This action is non-final.
- 3) Since this application is in condition for allowance except for formal matters, prosecution as to the merits is closed in accordance with the practice under *Ex parte Quayle*, 1935 C.D. 11, 453 O.G. 213.

Disposition of Claims

- 4) Claim(s) 28-53 is/are pending in the application.
 - 4a) Of the above claim(s) _____ is/are withdrawn from consideration.
- 5) Claim(s) _____ is/are allowed.
- 6) Claim(s) 28-53 is/are rejected.
- 7) Claim(s) _____ is/are objected to.
- 8) Claim(s) _____ are subject to restriction and/or election requirement.

Application Papers

- 9) The specification is objected to by the Examiner.
- 10) The drawing(s) filed on 12 March 2001 is/are: a) accepted or b) objected to by the Examiner.
 Applicant may not request that any objection to the drawing(s) be held in abeyance. See 37 CFR 1.85(a).
 Replacement drawing sheet(s) including the correction is required if the drawing(s) is objected to. See 37 CFR 1.121(d).
- 11) The oath or declaration is objected to by the Examiner. Note the attached Office Action or form PTO-152.

Priority under 35 U.S.C. §§ 119 and 120

- 12) Acknowledgment is made of a claim for foreign priority under 35 U.S.C. § 119(a)-(d) or (f).
 - a) All b) Some * c) None of:
 - 1. Certified copies of the priority documents have been received.
 - 2. Certified copies of the priority documents have been received in Application No. _____.
 - 3. Copies of the certified copies of the priority documents have been received in this National Stage application from the International Bureau (PCT Rule 17.2(a)).
- * See the attached detailed Office action for a list of the certified copies not received.
- 13) Acknowledgment is made of a claim for domestic priority under 35 U.S.C. § 119(e) (to a provisional application) since a specific reference was included in the first sentence of the specification or in an Application Data Sheet. 37 CFR 1.78.
 - a) The translation of the foreign language provisional application has been received.
- 14) Acknowledgment is made of a claim for domestic priority under 35 U.S.C. §§ 120 and/or 121 since a specific reference was included in the first sentence of the specification or in an Application Data Sheet. 37 CFR 1.78.

Attachment(s)

- 1) Notice of References Cited (PTO-892)
- 2) Notice of Draftsperson's Patent Drawing Review (PTO-948)
- 3) Information Disclosure Statement(s) (PTO-1449) Paper No(s) 4, 5, 6, 9.
- 4) Interview Summary (PTO-413) Paper No(s). _____
- 5) Notice of Informal Patent Application (PTO-152)
- 6) Other: _____

DETAILED ACTION

1. Claims 28-53 have been examined. Claims 1-27 have been cancelled by preliminary amendment.

Drawings

2. The drawings are objected to as failing to comply with 37 CFR 1.84(p)(5) because they do not include the following reference sign(s) mentioned in the description: item "712" in figure 7B. A proposed drawing correction or corrected drawings are required in reply to the Office action to avoid abandonment of the application. The objection to the drawings will not be held in abeyance.
3. The drawings are objected to as failing to comply with 37 CFR 1.84(p)(5) because they include the following reference sign(s) not mentioned in the description: item "162" on page 7, lines 15 and 16 and page 11, line 18; and item "702" on page 16, line 11. A proposed drawing correction, corrected drawings, or amendment to the specification to add the reference sign(s) in the description, are required in reply to the Office action to avoid abandonment of the application. The objection to the drawings will not be held in abeyance.

Specification

4. The use of the trademarks Microsoft™, Windows NT™, UNIX™, Linux™, and NetWare™ has been noted in this application. It should be capitalized wherever it appears and be accompanied by the generic terminology.

Although the use of trademarks is permissible in patent applications, the proprietary nature of the marks should be respected and every effort made to prevent their use in any manner which might adversely affect their validity as trademarks.

Claim Rejections - 35 USC § 102

The following is a quotation of the appropriate paragraphs of 35 U.S.C. 102 that form the basis for the rejections under this section made in this Office action:

A person shall be entitled to a patent unless –

(b) the invention was patented or described in a printed publication in this or a foreign country or in public use or on sale in this country, more than one year prior to the date of application for patent in the United States.

5. Claims 37-39 are rejected under 35 U.S.C. 102(b) as being anticipated by Australia Patent Application No. 63545/98 from Schmitz.

As per claims 37 and 39, Schmitz discloses a method in which the user of a device sends the qualifying identification (passcode) to an authorization computer, which generates a new TAN and sends it to the user in response to the request. The TAN created in the system disclosed by Schmitz functions as a temporary account that is activated upon the initial user request (see page 13, line 20 to page 14, line 10).

As per claim 38, the TAN may only be active for a predetermined amount of time (see page 18, lines 1-7).

Claim Rejections - 35 USC § 103

The following is a quotation of 35 U.S.C. 103(a) which forms the basis for all obviousness rejections set forth in this Office action:

(a) A patent may not be obtained though the invention is not identically disclosed or described as set forth in section 102 of this title, if the differences between the subject matter sought to be patented and the prior art are such that the subject matter as a whole would have been obvious at the time the invention was made to a person having ordinary skill in the art to which said subject matter pertains. Patentability shall not be negated by the manner in which the invention was made.

6. Claims 28-36 and 40-53 are rejected under 35 U.S.C. 103(a) as being unpatentable over Australia Patent Application No. 63545/98 from Schmitz in view of Menezes, "Handbook of Applied Cryptography," 1997, p. 390.

As per claims 28, 34, 35, 40, 41, and 43-53, Schmitz discloses a method in which the user of a device sends the qualifying identification (passcode) to an authorization computer, which generates a new TAN (token) and/or a password and sends them to the user in response to the request, who then transmits the password back to the authorization computer as part of a transaction or login (see page 13, line 20 to page 14, line 10).

Though Schmitz discloses that the authorization computer creates a password, no method for creating the password is taught.

Menezes discloses that a password may be augmented with a random string, called a "salt," along with a hashing function, in order to make dictionary attacks less effective (see section (v)), and further notes that an entity's ID can be used as a salt.

Therefore, it would be obvious to one of ordinary skill in the art at the time the invention was made to modify the system disclosed by Schmitz by creating a password by using the user's password information in addition to an ID for the device (the token), using a hashing function, as disclosed by Menezes, in order to make dictionary attacks less effective.

As per claims 30, 31, 36, 42, Schmitz discloses that the user requests the token through the data input apparatus.

As per claims 32 and 33, Schmitz discloses that the device can be a pager or phone (see page 15, lines 24-29). Official notice is given that the reference to "handy" teaches to a mobile phone.

Conclusion

7. The prior art made of record and not relied upon is considered pertinent to applicant's disclosure.

U.S. Patent No. 5,153,919 to Reeds, III et al. discloses the creation of a password for a cell phone derived from a cell user's password and a salt.

U.S. Patent No. 5,497,411 to Pellerin discloses a procedure for user validation using a PIN.

U.S. Patent No. 5,875,394 to Daly et al. discloses a mutual authentication procedure for cell phones that uses two passwords together.

U.S. Patent No. 5,956,633 to Janhila discloses operator specific passwords created from multiple pieces of user information in a cell network.

8. Any inquiry concerning this communication or earlier communications from the examiner should be directed to Matthew E. Heneghan, whose telephone number is (703) 305-7727. The examiner can normally be reached on Monday-Thursday from 8:00 AM - 4:00 PM Eastern Time. The examiner can also be reached on alternate Fridays.

If attempts to reach the examiner by telephone are unsuccessful, the examiner's supervisor, Gregory Morse, can be reached on (703) 308-4789.

Any response to this action should be mailed to:

Commissioner of Patents and Trademarks
Washington, DC 20231

Or faxed to:

(703) 872-9306

Hand-delivered responses should be brought to Crystal Park 2, 2121 Crystal Drive, Arlington, VA 22202, Fourth Floor (Receptionist).

Any inquiry of a general nature or relating to the status of this application or proceeding should be directed to the receptionist whose telephone number is (703) 305-3900.

MEH



December 4, 2003



GREGORY MORSE
SUPERVISORY PATENT EXAMINER
TECHNOLOGY CENTER 2100

M

Notice of References Cited	Application/Control No. 09/519,829	Applicant(s)/Patent Under Reexamination ENGBERG ET AL.	
	Examiner Matthew Heneghan	Art Unit 2134	Page 1 of 1

U.S. PATENT DOCUMENTS

*	Document Number Country Code-Number-Kind Code	Date MM-YYYY	Name	Classification
A	US-5,153,919	10-1992	Reeds et al.	380/44
B	US-5,497,411	03-1996	Pellerin, Joseph C. E.	455/411
C	US-5,875,394	02-1999	Daly et al.	455/411
D	US-5,956,633	09-1999	Janhila, Pertti	455/410
E	US-			
F	US-			
G	US-			
H	US-			
I	US-			
J	US-			
K	US-			
L	US-			
M	US-			

FOREIGN PATENT DOCUMENTS

*	Document Number Country Code-Number-Kind Code	Date MM-YYYY	Country	Name	Classification
N	AU 9863545 A	11-1998	Australia	SCHMITZ, K	E05B 49/00
O					
P					
Q					
R					
S					
T					

NON-PATENT DOCUMENTS

*	Include as applicable: Author, Title Date, Publisher, Edition or Volume, Pertinent Pages)
U	Menezes, "Handbook of Applied Cryptography," 1997, p. 390
V	
W	
X	

*A copy of this reference is not being furnished with this Office action. (See MPEP § 707.05(a).)
Dates in MM-YYYY format are publication dates. Classifications may be US or foreign.



AU9863545

(12) PATENT ABSTRACT (11) Document No. AU-A-63545/98
(19) AUSTRALIAN PATENT OFFICE

- (54) Title
METHOD FOR THE AUTHORIZATION IN DATA COMMUNICATION SYSTEMS
- International Patent Classification(s)
(51)⁶ **H04L 009/32**
- (21) Application No. : **63545/98** (22) Application Date : **22/04/98**
- (30) Priority Data
- | | | |
|-----------------|-----------------|-------------------|
| (31) Number | (32) Date | (33) Country |
| 19718103 | 29/04/97 | DE GERMANY |
- (43) Publication Date : **05/11/98**
- (71) Applicant(s)
KIM SCHMITZ
- (72) Inventor(s)
KIM SCHMITZ
- (74) Attorney or Agent
GRIFFITH HACK , GPO Box 4164, SYDNEY NSW 2001
- (57)

The invention relates to a method and to a device for the authorization in data transmission systems employing a transaction authorization number (TAN) or a comparable password. According to a first step, the user sends a qualifying identification of the data input apparatus together with a request for the generation or for the selection of a transaction authorization number TAN or of comparable password from a data file from the data input apparatus to an authorization computer. In a second step the authorization computer generates the transaction authorization number TAN or the comparable password or selects them from a data file. According to a third step, the authorization computer sends the transaction authorization number TAN or the comparable password over a second transmission path different from the first transmission path to a monitor, for example a handy or a pager. According to a fourth step, the user reads this transaction authorization number TAN or the comparable password from the receiver and enters the transaction authorization number TAN or the comparable password into the data input apparatus. According to a fifth step, this transaction authorization number TAN

.../2

or the comparable password is transmitted to the authorization computer. According to a sixth step, the authorization computer verifies the validity of the transaction-authorization number TAN or of the comparable password in order to establish or switch free, according to a seventh step, a connection between the data input apparatus and the receiver unit.

AUSTRALIA
Patents Act 1990

ORIGINAL
COMPLETE SPECIFICATION
STANDARD PATENT

Invention Title: **METHOD FOR THE AUTHORIZATION IN DATA
COMMUNICATION SYSTEMS**

The following statement is a full description of this invention, including the best method of performing it known to me:

GH REF: P25659-A:MHK:RK

METHOD FOR AUTHORIZING IN DATA TRANSMISSION SYSTEMS

BACKGROUND OF THE INVENTION

1. Field of the Invention

5 The invention relates to a method for authorizing
in data transmission and communication systems.

2. Brief Description of the Background of the
Invention including Prior Art

10 It is known that in telebanking or in remote
terminal banking the user requires in addition to his
or her permanent password (personal identification
number PIN) for each individual transaction
additionally a transaction authorization number (TAN).
15 Such transaction authorization numbers TANs are
transmitted to the user in larger blocks by mail.
Thus, there exists the risk that third persons receive
knowledge of such transaction authorization numbers
TANs and can perform a misuse in connection with the
20 password. The risk is increased by such transaction
authorization numbers TANs having a validity which is
de facto unlimited in time.

 Furthermore, call-back systems are known, wherein
the called-in system assures based on a call-back at
25 the generally stored telephone number that the calling
system is authorized and that no foreign system
pretends to be an authorized system. The
disadvantage of the call-back systems comprises that an
unauthorized user, who has procured a functional access
30 to the authorized calling system from any possible
source, can work without a problem based on this
illegally obtained authorization, since the call-back
system checks only whether the call-back system has
been called by a system which is authorized in
35 principle by a basically authorized system.

Summary of the Invention

At least preferred embodiments of the present invention furnish a method for authorizing and an authorization process in connection with data transmission and data communication, wherein the security of the transmission or communication is increased.

Brief Description of the Invention

In accordance with a first aspect of the present invention there is provided a method for the authorization of data transmission systems. A qualifying identification of a user is entered into a data input apparatus. The qualifying identification and a request for an authorization signal is transmitted from the data input apparatus to an authorization computer along a first transmission path. The authorization signal is established in the authorization computer. The authorization signal is sent from the authorization computer to a monitor along a second transmission path different as compared to the first transmission path. The authorization signal at the monitor is read by the user. The authorization signal is entered into the data input apparatus. The authorization signal is transmitted from the data input apparatus to the authorization computer. The validity of the authorization signal is verified in the authorization computer. A connection is established between the data input apparatus and a receiver unit upon verification of the validity of the authorization signal.

The authorization signal can be transmitted from the data input apparatus to the authorization computer along the first transmission path.

Acceptance of the authorization signal during verification of the validity of the authorization signal by the authorizing computer can be limited to a predefined number of times, to a predefined user time,

depending on a predetined number of data files being transmitted, or depending on a predefined size value of data files being transmitted.

5 A password can be employed for allowing accessing a member selected from the group consisting of the data input apparatus, the monitor, and the receiver unit.

The data transmitted from the data input apparatus to the receiver unit and vice versa or to the authorization computer and vice versa can be encoded.

10 An apparatus for authorizing access to a communication line includes a data input apparatus. An authorization computer is connected through a first transmission path to the data input apparatus. A monitor is connected to the authorization computer and disposed such that upon reading of an authorization
15 signal on a monitor by a user, the user can enter the authorization signal into the data input apparatus. A receiver unit is connectable to the data input apparatus through a line switchable by the
20 authorization computer between a connected state and a disconnected state.

The monitor can be a member selected from the group consisting of a pager, a handy, an email address, a net address, a telefax machine, a language output
25 apparatus, an audio reproduction unit, a radio receiver, and a telephone.

The monitor can be a radio receiver incorporated into the data input apparatus. The radio receiver can furnish the authorization signal on a display monitor
30 of the data input apparatus.

The radio receiver can include a user identification element furnished by a member selected from the group consisting of a magnetic card reader, a chip card reader, a graphic device for finger-print
35 identification, and a graphic device for picture

identification.

A first encoding module can be present in the authorization computer. A second encoding module can be present in the monitor. The encoding provided by the first encoding module matches the encoding of the second encoding module.

The receiver unit can furnish a door-locking mechanism.

The authorization computer and the receiver unit can be integrated into a single apparatus. Furthermore, the data input apparatus, the authorization computer, and the receiver unit can be integrated into one single apparatus.

Wireless telecommunication apparatuses, such as for example Handys (Handie-Talkie is a tradename of the Motorola Communications Division) or pagers, are frequently furnished with the possibility to receive short alphanumeric communications, for example of the Short Message Service known in Germany as SMS-DIENST, and to display these communications on their display screen. A paging system is a communications system for summoning individuals such as doctors and nurses or for making public announcements. The present invention employs this possibility to receive short alphanumeric communications in order to transmit a transaction authorization number or a comparable password.

In accordance with the first aspect of the present invention. the user transmits his or her identification, such as user identification, password, or the like, and/or an identification characterization of the data input apparatus together with a request for generating a transaction authorization number TAN, or a comparable password, to a computer through a data input apparatus. The computer furnishes the authorization process and is therefore called in the following by the abbreviation

authorizing computer. An alphanumeric or only numeric transaction authorization number TAN, or a comparable password, is calculated or read from a data file based on a random number generator in this authorization
5 computer. This transaction authorization number TAN, or a similar password, is transmitted to a receiver by the authorizing computer through another transmission path disposed parallel to the existing connection with the data-input apparatus. This receiver can be for example:

- 10 a) a wireless receiver with a display or a monitor such as for example a handy, a pager (for example a city-call receiver),
- b) a specially constructed receiver card within the data input apparatus, which is accessed wirelessly or
15 through a fixed wiring;
- c) a mailbox;
- d) a telefax apparatus; or
- e) a language output apparatus such as a fixed
20 installed audio speaker or a telephone for the language transmission.

The authorization computer includes a memory storage and has available the required telephone numbers, wireless call numbers, or fax numbers, email addresses or network addresses. The data referring to
25 this are usually stored in the authorization computer. However, it is possible that the authorization computer in turn shares and/or retrieves these data from a data source, which data source is resident on another computer. In addition, the authorization
30 computer can also access this other computer on its own by using the method according to the present invention.

The authorized user can enter the thus transmitted transaction authorization number or the comparable password manually into his/her data input apparatus and
35 send the transaction authorization number TAN again to

the authorization computer. An automatic transmission of the transaction authorization number TAN or of the comparable password occurs according to the present invention in case of an automatic procedure. The
5 authorization computer checks and verifies now the congruence and agreement between all valid transaction authorization numbers TANs or comparable passwords previously given out by the authorizing computer, and the authorization computer allows a release of the data
10 flow between the data input apparatus and a receiver unit after this checking of the authorization.

The transaction authorization number or the comparable password can be a transaction authorization number for one single use. However, other limitations
15 such as the user time and/or the number or the size of the data files to be transmitted relating are also conceivable for use in determining the validity of the transaction authorization number or of the comparable password.

20 Now, data can be transmitted from the data input apparatus to the receiver unit and vice versa, for example by full duplex, after a connection authorized in the above described manner has been established.

25 It is clear that these data can also be encrypted or encoded first and then transmitted for obtaining additional security.

Both the data input apparatus, as well as the authorization computer and the receiver unit can be furnished as standard personal computers. The present
30 invention operates independent from the platform employed, i.e. independent of the type of processor, of the operating system and/or of the control electronics, for example of the receiver unit, and/or of the input/output units, for example of the data input
35 apparatus and of the receiver unit.

The security of this system is based on the fact that a data transmission from the data input apparatus to the receiver unit has to be released and turned on by the authorization computer only in case of an
5 authorization of the apparatus. This is accomplished by the employment of separate transmission paths between the data input apparatus and the authorization computer on the one hand, and between the authorization computer and the transaction-authorization-number
10 transmission on the other hand. The present invention is insofar distinguished from call-back systems, where only one checking occurs between the data input apparatus and the authorization computer.

The method according to a first aspect of the present
15 invention allows to provide a number of different levels of security.

A wireless receiver, for example in the form of a plug-in card, is incorporated as a receiver in the data input apparatus, representing the lowest security level
20 such that a data transmission is possible to the receiver unit only with this concrete apparatus. In order to increase this security, it can be provided that this wireless receiver can only be operated with a user identification element, for example a magnetic card or a
25 chip card. The user identification element can also operate with graphical methods, such as testing, verification and/or identification of a fingerprint or of a picture identification of the user.

The further security level provides that the
30 authorization computer transmits the transaction authorization number or the comparable password to a pager or a comparable apparatus. In this case, an authorization is furnished only when the data input apparatus and the pager are accessed by the same person. Only then is it
35 possible that the transaction authorization number or a

comparable password, displayed on the pager, are entered into the data input apparatus and are transmitted from there again to the authorization computer.

5 Data transmitted to a pager can however be branched off and be listened to. A further security step can be obtained in the manner that matching encoding or encryption modules are employed in the authorization computer and in the pager.

10 Another receiver apparatus can be furnished instead of the pager or the handy. This can for example be a mailbox, a telefax, a language output apparatus, a sound-receiver printed circuit board or an audio-response unit. Fixedly installed audio speakers or the transmission of the audio or voicemail to a defined telephone connection are possible
15 to serve as an audio output unit and audio-response unit. An audio output of the transaction authorization number or of the comparable password is performed with the language output apparatus or audio-response unit.

20 The transmission to such receiver apparatuses can also be encoded and/or encrypted.

Further encoding mechanisms can be dispensed with if one employs a handy, in particular a GSM handy, instead of a pager based on the encoding of the respective transmission technique. In this case, the display of the
25 transaction authorization number or of the comparable password is performed on the display of the handy.

A further step of security can be accomplished by establishing a connection between the data input apparatus and the authorization computer only when a corresponding
30 password is transmitted through the data input apparatus. This password can be valid according to the present invention for a time, which is substantially longer than the transfer authorization number TAN.

35 A further step of security can be achieved by, requiring also a password already for the use of the data

input apparatus.

It is apparent that a combination of the precedingly recited step of security is possible.

In accordance with a second aspect of the present invention there is provided an apparatus for authorizing access to a communication line comprising a data input apparatus, an authorization computer connected through a first transmission path to the data input apparatus, a monitor connected to the authorization computer and disposed such that upon reading of an authorization signal on a monitor by a user, the user can enter the authorization signal into the data input apparatus; a receiver unit connectable to the data input apparatus through a line switchable by the authorization computer between the connected state and a disconnected state.

The present invention can be universally employed in the region of data transmission systems. This holds for example also for the Internet and intranets, local area networks LAN, wide area networks WAN, etc.

The system in question can also be employed outside of the classic electronic data processing, for example in connection with physical access controls. For this purpose, the user enters for example his or her personal password on a keyboard, representing a data input apparatus, and located next to a door. The authorization computer checks and verifies this password, possibly also in connection with the access permission to the concrete space at the concrete time. If the respective password is still valid, then the authorization computer provides the transaction authorization number or the comparable password to a handy or to an apparatus conceived for the special door closing system and functionally comparable with the pager. In the following, this transaction authorization number or the comparable password is

entered manually by the user to a keyboard disposed in
proximity of the door and is further transmitted
automatically to the authorization computer. After a
successful verification, a signal is provided by the
5 authorization computer for a release of the
door-locking mechanism. The release can be limited in
time, if desired. The receiver unit can in this
case be of the most simple nature relative to its
technological construction, since the receiver unit
10 only has to process the signal for the release
of the door-locking mechanism in such a way that the
respective electro-mechanical system releases the door
for opening.

Thus, it is possible to construct a system where
15 different persons have different authorizations for
accessing different rooms.

The concrete fields of application comprise, for
example:

20 computer centers
airports
ministries, government offices
customs
border transition points
security regions
25 banks
police and military applications
shielded storage, vaults, bank vaults
garages
parking houses
30 automobiles

The complete system receives its security from the
combination of several different base principles and
factors:

(1) "what you have" (the GSM chip card not to be
35 duplicated), i.e. a physically unique structure which

cannot be transferred without loss.

(2) "what you know" (the PIN of the GSM chip card as well as the own user names in the data input apparatus and/or the authentication server), i.e. know-how which
5 cannot be transferred without intent or by mistake.

(3) DES-encoding and cryptographic authentication in the GSM net itselfi whereby resistance against listening attacks and manipulating attacks is obtained.

The combination of at least three events, which
10 events by themselves are already very improbable, is necessary for a compromising of the system;

a) physical loss of the handy chip card, of the pager, or a foreign access to the mailbox, to the telefax, to the language output apparatus, or to the
15 audio-delivery unit,

b) giving out of the PIN number of the receiver (for example of the chip card or of the handy) and

c) knowledge of the transmitted transaction authorization number or of the comparable password.

20 An inadvertent coincidence of these factors is nearly excludable, since also in this case the successful attack on the system presupposes the intimate knowledge of the access procedure and of the user identification ID, which is usually not present in
25 case of an attack. In addition, the user has the possibility to block immediately or to have blocked immediately his or her user identification ID at the authentication server upon a loss of his or her chip card.

30 A further advantage of the support of the GSM can be that the user is reachable all the time during the authorization process, i.e. the user can be directly called by the system administrator in case of access problems or doubts in regard to the identity of the user.

35 This solution is associated with the advantage that

the solution is very secure, low cost, and realizable with widely available and secure, conventional hardware.

A further solution according to the present invention comprises that the authorization computer and the receiver unit are present as a single apparatus.

The present invention may be more fully understood from the description of preferred embodiments given below with reference to the accompanying drawings, by way of example only.

10

Brief Description of the Drawings

In the accompanying drawing, in which are shown several of the various possible embodiments of the present invention:

15 Fig. 1 is a view of a schematic diagram showing an operational system employing authorization in data transmission.

Description of Invention and Preferred Embodiment

20 The user sends according to a first step his or her qualifying identification through a data input apparatus 1, together with a request for generating or for selecting a transaction authorization number TAN or a comparable password from a data file, to an authorization computer 2.

25 The authorization computer 2 generates the transaction authorization number TAN or the comparable password or selects the transaction authorization number TAN or the comparable password from a data file according to a second step. The authorization computer 2 sends the transaction

30 authorization number TAN or the comparable password through a different transmission path as compared to the transmission path of the first step to a receiver 3 according to a third step. The user takes this transaction authorization number TAN or the comparable password from

35 the receiver 3 and enters the transaction authorization

number TAN or the comparable password into the data input apparatus 1 according to a fourth step. This transaction authorization number TAN or the comparable password is transmitted again to the authorization computer 2
5 according to a fifth step. The authorization computer 2 verifies the validity of the transaction authorization number TAN or of the comparable password according to a sixth step, in order to establish a connection between the data input apparatus 1 and a receiver unit 4 according to a
10 seventh step.

The transaction authorization number TAN or the comparable password can be a one-time usable transaction authorization number TAN or a one time usable password. The validity of the transaction
15 authorization number TAN or of the comparable password can be limited to a predefined user time. The validity of the transaction authorization number TAN or of the comparable password can be dependent on a predefined number of the transmitted data files or on a predefined
20 size value of the transmitted data files.

Access to the data input apparatus 1 and/or to the receiver 3 and/or the receiver unit 4 can be protected by a password. The data transmitted from the data
input apparatus 1 to the receiver unit 4 or vice versa
25 can be encoded and the data transmitted from the data input apparatus 1 to the authorization computer 2 or vice versa are encoded.

The apparatus for the authorization of data transmission systems includes a data input apparatus 1
30 serving for entering a qualifying identification of a user into the data input apparatus 1 and for transmitting the qualifying identification and a request for an authorization signal from the data input apparatus 1 to the authorization computer 2 along a
35 first transmission path. The authorization computer 2

5 serves for establishing the authorization signal in the authorization computer 2, and for sending the authorization signal from the authorization computer 2 to a monitor 3 along a second transmission path different as compared to the first transmission path. The monitor 3 serves for reading the authorization signal at the monitor 3 by the user. The data input apparatus 1 further serves for entering the authorization signal into the data input apparatus 1 by the user and for transmitting the authorization signal from the data input apparatus 1 to the authorization computer 2. The authorization computer 2 further serves for verifying the validity of the authorization signal in the authorization computer 2 and for establishing a connection between the data input apparatus 1 and the receiver unit 3 upon verification of the validity of the authorization signal.

20 The receiver 3 can be a pager 31 or a handy 32. The receiver 3 can also be an email address or a net address, a telefax machine 33, or a language output apparatus or an audio reproduction unit. The language output apparatus or the audio reproduction unit can be a loud and audio speaker 34 or a telephone 35.

25 The receiver 3 can be a radio receiver incorporated into the data input apparatus 1. The radio receiver can furnish the transaction authorization number TAN or the comparable password on the display or monitor of the data input apparatus 1. The radio receiver can include a user identification element.

30 The user identification element can be a magnetic card or a chip card. The user identification element can operate with graphic devices for verifying a finger print or for a picture identification of the user.

35 Matching encoding modules can be present in the authorization computer 2 and in the receiver 3.

The receiver element 4 can be a door-locking mechanism.

The authorization computer 2 and the receiver unit 4 can be integrated into a single apparatus. The data input apparatus, the authorization computer 2, and the receiver unit 4 can be integrated into one single apparatus.

An authorized user actuates a data input apparatus 1. The authorized user enters and sends 101 a request for generating or for selecting and returning a transaction authorization number TAN or a comparable password to an authorization computer 2 along a transmission path 102 from the data input apparatus 1 to the authorization computer 2. The authorization computer 2 generates a transaction signal such as the transaction authorization number TAN or a comparable password. The authorization computer 2 can derive the authorization signal from a random number generator 5 or from a data file contained in the authorization computer 2. The authorization computer 2 knows the telephone number or the data address, for example the email address or net address of the receiver 3 of the user of the data input apparatus 1. The authorization computer 2 sends this transaction authorization number TAN or a comparable password to a monitor representing the receiver 3 along a transmission path 103 from the authorization computer 2 to the monitor or receiver 3. The receiver 3 can be a pager 31 or a handy 32. The receiver 3 however can also be provided as the email address of a mailbox 37 and displayed on a monitor 36, a telefax apparatus 33, or a language output apparatus or audioreproduction unit. The audio-reproduction unit can be a fixedly installed audio speaker 34 or a telephone 35. The language output apparatus can be a computer 38 reconstituting language into sound or text

files.

The monitor can be a radio receiver incorporated into the data input apparatus, wherein the radio receiver furnishes the authorization signal on a display monitor of the data input apparatus. The radio receiver can include a user identification element furnished by an access card such as a magnetic card or a chip card.

The user reads this transaction authorization number or a comparable password from the receiver 3 or hears the transaction authorization number TAN from the language or audio output and enters it manually into the data input apparatus 1. The data input apparatus 1 now transmits the transaction authorization number TAN or the comparable password to the authorization computer 2 along a transmission path from the data input apparatus 1 to the authorization computer 2. The authorization computer 2 verifies if this transaction authorization number TAN or the comparable password are still valid. For this purpose, the authorization computer can be programmed such that the validity of the transaction authorization number or of the comparable password is limited in time between its emission to the receiver 3 and its transmission through the data input apparatus 1. The time period limitation can for example amount to two minutes. If the transaction authorization number TAN or the comparable password are valid, then the authorization computer 2 furnishes a connection from the data input apparatus 1 to the receiver unit 4. Now the user is able to transmit and/or to receive data from the data input apparatus 1 to the receiver unit 4 for the time period this connection is maintained.

It is apparent that these data can be encrypted and encoded for additional security.

It is further conceivable that not only the transaction authorization number TAN or the comparable password have a time limitation with respect to their validity, but that also the time duration of the maintaining of the connection 107, 108 between the data input apparatus 1 and the receiver apparatus 4 is limited in time. Thereby, it can be avoided that a "standing" line is furnished between the data input apparatus 1 and the receiver unit 4, which gain could represent a hole in the security system.

The authorization computer 2 and the receiver unit 4 can be furnished by a single computer. In this case, a first access is performed to a data processing program, which performs the authorization process, including generation and transmission of the transaction authorization number TAN, in the manner precedingly described. The data transmission is then performed as a second step.

The data input apparatus 1, the authorization computer 2 and the receiver unit 4 can even be a single computer. In this case, a first access is performed to a data processing program, which performs the authorization process, including generation and transmission of the transaction authorization number TAN, to the receiver in the way described above. The user obtains full access to or access limited to specific regions of the computer only after authorization.

It will be understood that each of the elements described above, or two or more together, may also find a useful application in other types of authorization processes differing from the types described above.

While the invention has been illustrated and described as embodied in the context of a method for the authorization in data transmission systems, it is

not intended to be limited to the details shown, since various modifications and structural changes may be made without departing in any way from the spirit of the present invention.

5 Without further analysis, the foregoing will so fully reveal the gist of the present invention that others can, by applying current knowledge, readily adapt it for various applications without omitting features that, from the standpoint of prior art,
10 fairly constitute essential characteristics of the generic or specific aspects of this invention.

THE CLAIMS DEFINING THE INVENTION ARE AS FOLLOWS:

1. A method for the authorization of data transmission systems comprising
entering a qualifying identification of a user
5 into a data input apparatus;
transmitting the qualifying identification and a request for an authorization signal from the data input apparatus to an authorization computer along a first transmission path;
10 establishing the authorization signal in the authorization computer;
sending the authorization signal from the authorization computer to a monitor along a second transmission path different as compared to the first
15 transmission path;
reading the authorization signal at the monitor by the user;
entering the authorization signal into the data input apparatus;
20 transmitting the authorization signal from the data input apparatus to the authorization computer.
verifying the validity of the authorization signal in the authorization computer;
establishing a connection between the data input
25 apparatus and a receiver unit upon verification of the validity of the authorization signal.
2. The method according to claim 1 wherein the authorization signal is transmitted from the data input apparatus to the authorization computer along the first
30 transmission path.
3. The method according to claim 1 or 2; further comprising limiting acceptance of the authorization signal during verification of the validity of the authorization
35 signal by the authorizing computer to a predefined number of times.

4. The method according to any one of the preceding claims, further comprising limiting acceptance of the authorization signal during verification of the validity of the authorization signal by the authorizing computer to a predefined user time.

5. The method according to any one of the preceding claims, further comprising limiting acceptance of the authorization signal during verification of the validity of the authorization signal by the authorizing computer depending on a predefined number of data files being transmitted.

6. The method according to any one of the preceding claims, further comprising limiting acceptance of the authorization signal during verification of the validity of the authorization signal by the authorizing computer depending on a predefined size value of data files being transmitted.

7. The method according to any one of the preceding claims further comprising employing a password for allowing accessing a member selected from the group consisting of the data input apparatus, the monitor, and the receiver unit.

8. The method according to any one of the preceding claims, further comprising encoding the data transmitted from the data input apparatus to the receiver unit and vice versa.

9. The method according to any one of the preceding claims, further comprising encoding the data transmitted from the data input apparatus to the authorization computer and vice versa.

10. A method for the authorization of data transmission systems employing a transaction authorization number (TAN) or a comparable password, wherein a user sends according to a first step his or her qualifying identification through a data input apparatus,

together with a request for generating or for selecting a transaction authorization number TAN or a comparable password from a data file, to an authorization computer, wherein the authorization computer generates the
5 transaction authorization number TAN or the comparable password or selects the transaction authorization number TAN or the comparable password from a data file according to a second step, wherein the authorization computer sends the transaction authorization number TAN or the
10 comparable password through a different transmission path as compared to the transmission path of the first step to a receiver according to a third step, wherein the user takes this transaction authorization number TAN or the comparable password from the receiver and enters the
15 transaction authorization number TAN or the comparable password into the data input apparatus according to a fourth step, wherein this transaction authorization number TAN or the comparable password is transmitted again to the authorization computer according to a fifth step,
20 wherein the authorization computer verifies the validity of the transaction authorization number TAN or of the comparable password according to a sixth step, in order to establish a connection between the data input apparatus and a receiver unit according to a seventh step.

25 11. The method according to claim 10, wherein the transaction authorization number TAN or the comparable password is a one-time usable transaction authorization number TAN or a one time usable password; wherein the validity of the transaction authorization number TAN or of
30 the comparable password is limited to a predefined user time; wherein the validity of the transaction authorization number TAN or of the comparable password is dependent on a predefined number of the transmitted data files; wherein the validity of the transaction authorization number TAN or
35 of the comparable password is dependent on a predefined

size value of the transmitted data files.

12. The method according to claim 10, wherein
access to the data input apparatus and/or to the receiver
and/or the receiver unit is protected by a password;
5 wherein the data transmitted from the data input apparatus
to the receiver unit or vice versa are encoded; wherein the
data transmitted from the data input apparatus to the
authorization computer or vice versa are encoded.

13. An apparatus for authorizing access to a
10 communication line comprising a data input apparatus;
an authorization computer connected through a first
transmission path to the data input apparatus; a monitor
connected to the authorization computer and disposed such
that upon reading of an authorization signal on a monitor
15 by a user, the user can enter the authorization signal into
the data input apparatus; a receiver unit connectable to
the data input apparatus through a line switchable by the
authorization computer between a connected state and a
disconnected state.

14. The apparatus according to claim 13, wherein the
20 monitor is a member selected from the group consisting of
a pager, a handy, an email address, a net address, a
telefax machine, a language output apparatus, an audio
reproduction unit, a radio receiver, and a telephone.

15. The apparatus according to claim 13 or 14,
25 wherein the monitor is a radio receiver incorporated into
the data input apparatus, wherein the radio receiver
furnishes the authorization signal on a display monitor of
the data input apparatus.

16. The apparatus according to any one of claims
30 13-15 wherein the radio receiver includes a user
identification element furnished by a member selected from
the group consisting of a magnetic card reader, a chip card
reader, a graphic device for finger-print identification,
35 and a graphic device for picture identification.

17. The apparatus according to any one of claims 13-16 comprising a first encoding module present in the authorization computer; a second encoding module present in the monitor, wherein an encoding provided by the first encoding module matches an encoding of the second encoding module.

18. The apparatus according to any one of claims 13-17, wherein the receiver unit furnishes a door-locking mechanism.

19. The apparatus according to any one of claims 13-18, wherein the authorization computer and the receiver unit are integrated into a single apparatus.

20. The apparatus according to any one of claims 13-19, wherein the data input apparatus, the authorization computer, and the receiver unit are integrated into one single apparatus.

21. The apparatus according to any one of claims 13-20, wherein the data input apparatus serves for entering a qualifying identification of a user into the data input apparatus and for transmitting the qualifying identification and a request for an authorization signal from the data input apparatus to the authorization computer along a first transmission path; wherein the authorization computer serves for establishing the authorization signal in the authorization computer, and for sending the authorization signal from the authorization computer to a monitor along a second transmission path different as compared to the first transmission path; wherein the monitor serves for reading the authorization signal at the monitor by the user; wherein the data input apparatus further serves for entering the authorization signal into the data input apparatus by the user and for transmitting the authorization signal from the data input apparatus to the authorization computer; wherein the authorization computer further serves for verifying the validity of the

authorization signal in the authorization computer and for establishing a connection between the data input apparatus and the receiver unit upon verification of the validity of the authorization signal.

5 22. A method for authorization of data transmission systems substantially as herein described with reference to the accompanying drawing.

 23. An apparatus for authorizing access to a communication line substantially as herein described with
10 reference to the accompanying drawing.

Dated this 22nd day of April 1998

KIM SCHMITZ

15

By his Patent Attorney

GRIFFITH HACK

ABSTRACT OF THE DISCLOSURE

The invention relates to a method and to a device for the authorization in data transmission systems employing a transaction authorization number (TAN) or a comparable password. According to a first step, the user sends a qualifying identification of the data input apparatus together with a request for the generation or for the selection of a transaction authorization number TAN or of comparable password from a data file from the data input apparatus to an authorization computer. In a second step the authorization computer generates the transaction authorization number TAN or the comparable password or selects them from a data file. According to a third step, the authorization computer sends the transaction authorization number TAN or the comparable password over a second transmission path different from the first transmission path to a monitor, for example a handy or a pager. According to a fourth step, the user reads this transaction authorization number TAN or the comparable password from the receiver and enters the transaction authorization number TAN or the comparable password into the data input apparatus. According to a fifth step, this transaction authorization number TAN or the comparable password is transmitted to the authorization computer. According to a sixth step, the authorization computer verifies the validity of the transaction-authorization number TAN or of the comparable password in order to establish or switch free, according to a seventh step, a connection between the data input apparatus and the receiver unit.

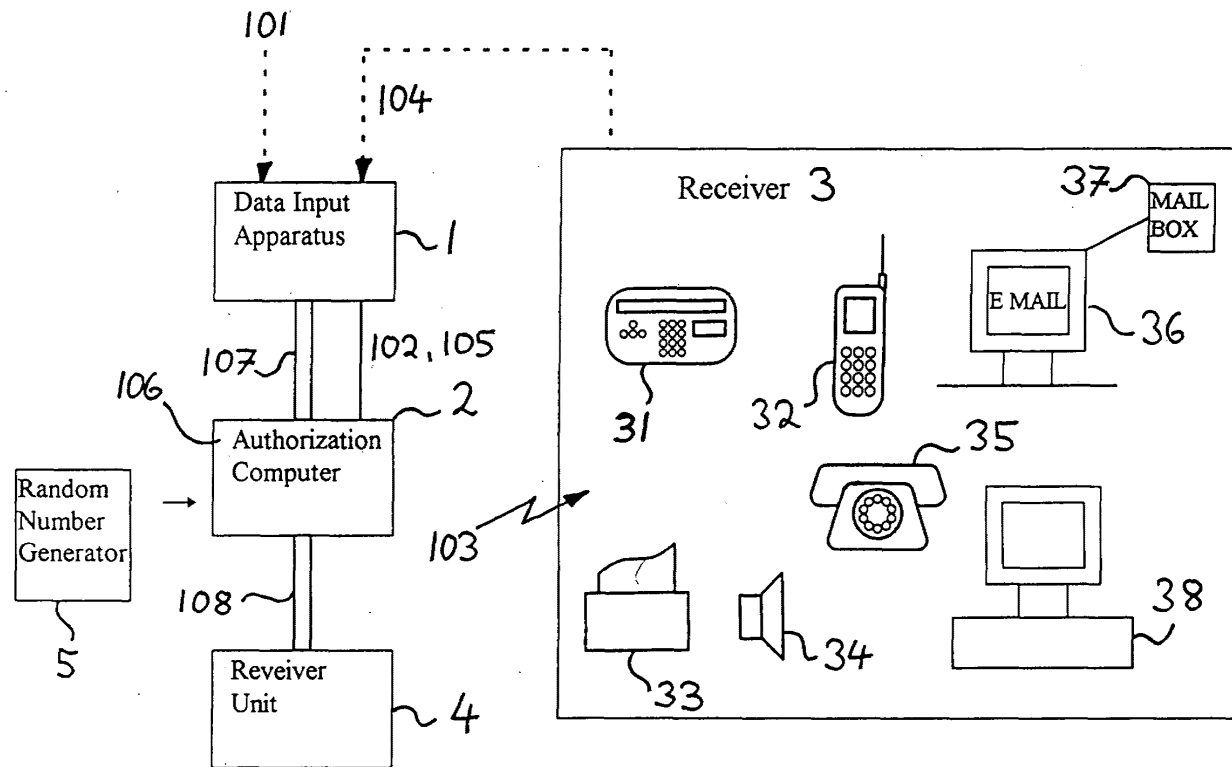



Fig. 1

FORM PTO-1449	U.S. DEPARTMENT OF COMMERCE PATENT AND TRADEMARK OFFICE	ATTY. DOCKET NO. APRILS.001A	APPLICATION NO. 09/519,829
INFORMATION DISCLOSURE STATEMENT BY APPLICANT (USE SEVERAL SHEETS IF NECESSARY)		APPLICANTS Engberg, et al.	
		FILING DATE March 6, 2000	GROUP ART UNIT 2777



RECEIVED
 MAY 25 2000
 TECH CENTER 2700

U.S. PATENT DOCUMENTS						
EXAMINER INITIAL	DOCUMENT NUMBER	DATE	NAME	CLASS	SUBCLASS	FILING DATE (IF APPROPRIATE)

FOREIGN PATENT DOCUMENTS							
EXAMINER INITIAL	DOCUMENT NUMBER	DATE	COUNTRY	CLASS	SUBCLASS	TRANSLATION	
						YES	NO


EXAMINER INITIAL	OTHER DOCUMENTS (INCLUDING AUTHOR, TITLE, DATE, PERTINENT PAGES, ETC.)
<i>M/H 12/3/03</i>	24-hour cellphone cyberwatch - Internet - printed on 5/19/00.
<i>M/H 12/3/03</i>	Monkey as authentication software - Internet - 2 pages, printed on 5/19/00.
<i>M/H 12/3/03</i>	Monkey (mobile network key) - Internet - 6 pages, printed on 5/19/00.

H:\DOCS\ASFASF-1435.DOC\dns
051900

EXAMINER <i>M. H. H. H.</i>	DATE CONSIDERED <i>12/3/03</i>
-----------------------------	--------------------------------

*EXAMINER: INITIAL IF CITATION CONSIDERED, WHETHER OR NOT CITATION IS IN CONFORMANCE WITH MPEP 609; DRAW LINE THROUGH CITATION IF NOT IN CONFORMANCE AND NOT CONSIDERED, INCLUDE COPY OF THIS FORM WITH NEXT COMMUNICATION TO APPLICANT.

FORM PTO-1449 U.S. DEPARTMENT OF COMMERCE PATENT AND TRADEMARK OFFICE INFORMATION DISCLOSURE STATEMENT BY APPLICANT (USE SEVERAL SHEETS IF NECESSARY)	ATTY. DOCKET NO. APRILS.001A	APPLICATION NO. 09/519,829
	APPLICANTS Engberg, et al.	
	FILING DATE March 6, 2000	GROUP ART UNIT 2777



U.S. PATENT DOCUMENTS							
EXAMINER INITIAL	DOCUMENT NUMBER	DATE	NAME	CLASS	SUBCLASS	FILING DATE (IF APPROPRIATE)	
						RECEIVED AUG 11 2000 TO 2700 MAIL ROOM	

FOREIGN PATENT DOCUMENTS							
EXAMINER INITIAL	DOCUMENT NUMBER	DATE	COUNTRY	CLASS	SUBCLASS	TRANSLATION	
						YES	NO
<i>W/H 02/3/03</i>	AU-A-63545/98	05/11/98	Australia				
<i>W/H 12/3/03</i>	EP 0 875 871 A2	11/04/98	European	<i>- see US Patent 6,078,908</i>			


EXAMINER INITIAL	OTHER DOCUMENTS (INCLUDING AUTHOR, TITLE, DATE, PERTINENT PAGES, ETC.)

H:\DOCS\ASFASF-1531.DOC\dns
080200

EXAMINER <i>W. H. L. H. L.</i>	DATE CONSIDERED <i>12/3/05</i>
--------------------------------	--------------------------------

*EXAMINER: INITIAL IF CITATION CONSIDERED, WHETHER OR NOT CITATION IS IN CONFORMANCE WITH MPEP 609; DRAW LINE THROUGH CITATION IF NOT IN CONFORMANCE AND NOT CONSIDERED, INCLUDE COPY OF THIS FORM WITH NEXT COMMUNICATION TO APPLICANT.

FORM PTO-1449 U.S. DEPARTMENT OF COMMERCE PATENT AND TRADEMARK OFFICE INFORMATION DISCLOSURE STATEMENT BY APPLICANT (USE SEVERAL SHEETS IF NECESSARY)	ATTY. DOCKET NO. APRILS.001A	APPLICATION NO. 09/519,829
		RECEIVED JAN 18 2001 Technology Center 2100
		APPLICANTS Engberg, et al.
		FILING DATE March 6, 2000
		GROUP ART UNIT 2777



U.S. PATENT DOCUMENTS						
EXAMINER INITIAL	DOCUMENT NUMBER	DATE	NAME	CLASS	SUBCLASS	FILING DATE (IF APPROPRIATE)
<i>M/12/3/02</i>	6,078,908	06/20/00	Schmitz	705	50	April 22, 1998

FOREIGN PATENT DOCUMENTS							
EXAMINER INITIAL	DOCUMENT NUMBER	DATE	COUNTRY	CLASS	SUBCLASS	TRANSLATION	
						YES	NO


EXAMINER INITIAL	OTHER DOCUMENTS (INCLUDING AUTHOR, TITLE, DATE, PERTINENT PAGES, ETC.)

H:\DOCS\ASFASF-1800.DOC\dns\010801

EXAMINER <i>M. M. H. L.</i>	DATE CONSIDERED <i>12/3/05</i>
-----------------------------	--------------------------------

*EXAMINER: INITIAL IF CITATION CONSIDERED, WHETHER OR NOT CITATION IS IN CONFORMANCE WITH MPEP 609; DRAW LINE THROUGH CITATION IF NOT IN CONFORMANCE AND NOT CONSIDERED, INCLUDE COPY OF THIS FORM WITH NEXT COMMUNICATION TO APPLICANT.

#9



FORM PTO-1449 U.S. DEPARTMENT OF COMMERCE PATENT AND TRADEMARK OFFICE	ATTY. DOCKET NO. APRILS.001A	APPLICATION NO. 09/519,829
INFORMATION DISCLOSURE STATEMENT BY APPLICANT (USE SEVERAL SHEETS IF NECESSARY)		RECEIVED AUG 18 2001
APPLICANTS Engberg, et al.		GROUP ART UNIT 277
FILING DATE March 6, 2000		

Technology Center 2100

U.S. PATENT DOCUMENTS							
EXAMINER INITIAL	DOCUMENT NUMBER	DATE	NAME	CLASS	SUBCLASS	FILING DATE (IF APPROPRIATE)	
<i>m/h</i>	5,590,198	12/31/96	Lee, et al.				
<i>m/h</i>	5,923,763	07/13/99	Walker, et al.				
<i>m/h</i>	6,049,877	04/11/00	White				
<i>m/h</i>	6,161,182	12/12/00	Nadooshan				
<i>m/h</i>	US 6,173,400 B1	01/09/01	Perlman, et al.				

FOREIGN PATENT DOCUMENTS								
EXAMINER INITIAL	DOCUMENT NUMBER	DATE	COUNTRY	CLASS	SUBCLASS	TRANSLATION		
						YES	NO	

EXAMINER INITIAL	OTHER DOCUMENTS (INCLUDING AUTHOR, TITLE, DATE, PERTINENT PAGES, ETC.)
<i>m/h</i>	International Search Report for PCT/US01/07058 (3-pages).

H:\DOCS\ASFASF-2342.DOC\dns\080301

EXAMINER <i>m/h</i>	DATE CONSIDERED <i>12/3/03</i>
---------------------	--------------------------------

*EXAMINER: INITIAL IF CITATION CONSIDERED, WHETHER OR NOT CITATION IS IN CONFORMANCE WITH MPEP 609; DRAW LINE THROUGH CITATION IF NOT IN CONFORMANCE AND NOT CONSIDERED, INCLUDE COPY OF THIS FORM WITH NEXT COMMUNICATION TO APPLICANT.

L Number	Hits	Search Text	DB	Time stamp
1	144	(713/\$.ccls. 380/\$.ccls.) and (((cell cellular) adj phone) pager) and (password (pass adj word))	USPAT	2003/12/04 17:13
2	19	(713/\$.ccls. 380/\$.ccls.) and (((cell cellular) adj phone) pager) same (password (pass adj word))	USPAT	2003/12/04 17:13
3	62	(705/\$.ccls. 340/\$.ccls.) and (((cell cellular) adj phone) pager) same (password (pass adj word))	USPAT	2003/12/04 17:13
4	73	(705/\$.ccls. 340/\$.ccls. 713/\$.ccls. 380/\$.ccls.) and (((cell cellular) adj phone) pager) same (password (pass adj word))	USPAT	2003/12/04 17:13
6	5	(705/\$.ccls. 340/\$.ccls. 713/\$.ccls. 380/\$.ccls.) and (((cell cellular) adj phone) pager mobile) and ((password (pass adj word)) same seed))	USPAT; EPO; JPO; DERWENT; IBM_TDB	2003/12/04 17:14
5	5	(705/\$.ccls. 340/\$.ccls. 713/\$.ccls. 380/\$.ccls.) and (((cell cellular) adj phone) pager mobile) and ((password (pass adj word)) same seed))	USPAT	2003/12/04 17:14
7	1	(705/\$.ccls. 340/\$.ccls. 713/\$.ccls. 380/\$.ccls.) and (((cell cellular) adj phone) pager) same (password (pass adj word))	EPO; JPO; DERWENT; IBM_TDB	2003/12/04 17:14
8	12	713/201,202.ccls. and (cell phone pager mobile) and ((concaten\$ appen\$) same (password (pass adj (code word))))	USPAT	2003/12/04 17:14
10	163	(713/202.ccls. 709/224-229.ccls. 455.411.ccls. 380/247,249.ccls. 340/\$.ccls.) and ((concaten\$ appen\$ certificate) same (password (pass adj (code word))))	USPAT; EPO; JPO; DERWENT; IBM_TDB	2003/12/04 17:14
9	85	(713/202.ccls. 709/224-229.ccls. 455.411.ccls. 380/247,249.ccls. 340/\$.ccls.) and ((concaten\$ appen\$) same (password (pass adj (code word))))	USPAT; EPO; JPO; DERWENT; IBM_TDB	2003/12/04 17:14
11	103	(713/202.ccls. 709/224-229.ccls. 455.411.ccls. 380/247,249.ccls. 340/\$.ccls.) and ((concaten\$ appen\$ certificate) same (password (pass adj (code word))) same user)	USPAT; EPO; JPO; DERWENT; IBM_TDB	2003/12/04 17:14
12	55	(713/202.ccls. 709/224-229.ccls. 455.411.ccls. 380/247,249.ccls. 340/\$.ccls.) and ((certificate) same (password (pass adj (code word))) same user)	USPAT; EPO; JPO; DERWENT; IBM_TDB	2003/12/04 17:14
13	5	(713/202.ccls. 709/224-229.ccls. 455.411.ccls. 380/247,249.ccls. 340/\$.ccls.) and ((salt) same (password (pass adj (code word))))	USPAT; EPO; JPO; DERWENT; IBM_TDB	2003/12/04 17:14

L Number	Hits	Search Text	DB	Time stamp
1	567	455/411.ccls. 380/247,249.ccls.	USPAT	2003/12/03 15:12
2	724	(455/411.ccls. 380/247,249.ccls.) and @ad<20000306	USPAT; EPO; JPO; DERWENT; IBM_TDB	2003/12/03 15:54
3	98	((455/411.ccls. 380/247,249.ccls.) and @ad<20000306) and ((pass adj word) password)	USPAT; EPO; JPO; DERWENT; IBM_TDB	2003/12/03 15:14

#9



PATENT

IN THE UNITED STATES PATENT AND TRADEMARK OFFICE

Applicants : Engberg, et. al.) Group Art Unit 2777
)
 App. No. : 09/519,829)
)
 Filed : March 6, 2000)
)
 For : USE OF PERSONAL)
 COMMUNICATION)
 DEVICES FOR USER)
 AUTHENTICATION)
)
 Examiner : UNKNOWN)

RECEIVED
 AUG 13 2001
 Technology Center 2100

SUPPLEMENTAL INFORMATION DISCLOSURE STATEMENT

Assistant Commissioner for Patents
Washington, D.C. 20231

Dear Sir:

Enclosed is form PTO-1449 listing six (6) references that are also enclosed. The references consist of an International Search Report in corresponding PCT application (no. PCT/US01/07058). This Supplemental Information Disclosure Statement is being filed before the mailing date of a final action under 37 C.F.R. § 1.113 and before the mailing date of a Notice of Allowance under § 1.311. A certification under 37 C.F.R. § 1.97(e) is set forth below. Thus, no fee is required as set forth below in 37 C.F.R. § 1.97(c).

CERTIFICATION UNDER 37 C.F.R. § 1.97(e)(1)

I hereby certify that each item of information contained in this Statement was first cited in a communication from a foreign Patent Office in a counterpart foreign application not more than three months prior to the filing of this Supplemental Information Disclosure Statement.

Respectfully submitted,

KNOBBE, MARTENS, OLSON & BEAR, LLP

Dated: 9/6/01

By: *Alexander Franco*

Alexander Franco, Attorney of Record
Registration No. 45,753
620 Newport Center Drive, Sixteenth Floor
Newport Beach, CA 92660
(949) 760-0404

H:\DOCS\ASF\ASF-2341.DOC\dns\080301



GAU 2777
PATENT 2777
#9
pkv
Case Docket No. APRILS.001A
Date: August 6, 2001

IN THE UNITED STATES PATENT AND TRADEMARK OFFICE

Applicants : Engberg, et al.
Appl. No. : 09/519,829
Filed : March 6, 2000
For : USE OF PERSONAL COMMUNICATION DEVICES FOR USER AUTHENTICATION
Examiner : UNKNOWN
Group Art Unit : 2777

I hereby certify that this correspondence and all marked attachments are being deposited with the United States Postal Service as first class mail in an envelope addressed to: Assistant Commissioner for Patents, Washington, D.C. 20231, on

August 6, 2001
(Date)
Alexander Franco
Alexander Franco, Reg. No. 45,753

RECEIVED
AUG 13 2001

TRANSMITTAL LETTER

Technology Center 2100

ASSISTANT COMMISSIONER FOR PATENTS
WASHINGTON, D.C. 20231

ATTENTION: APPLICATION BRANCH

Dear Sir:

Enclosed for filing in the above-identified application are the following documents:

- (X) A Supplemental Information Disclosure Statement;
- (X) A PTO Form 1449 listing six (6) references, copies of which are enclosed; and
- (X) A return prepaid postcard.

The Commissioner is hereby authorized to charge any additional fees which may be required, or credit any overpayment, to Account No. 11-1410. A duplicate copy of this sheet is enclosed.

Alexander Franco
Alexander Franco
Registration No. 45,753
Attorney of Record

H:\DOCS\ASF\ASF-2343.DOC\dns
080301



2177 2000\$

PATENT

Case Docket No. APRILS.001A

Date: March 7, 2001


Page

In re application of : Engberg, et al.
 App. No. : 09/519,829
 Filed : March 6, 2000
 For : USE OF PERSONAL
 COMMUNICATION DEVICES
 FOR USER
 AUTHENTICATION
 Examiner : UNKNOWN
 Art Unit : 2777

I hereby certify that this correspondence and all marked attachments are being deposited with the United States Postal Service as first class mail in an envelope addressed to: Assistant Commissioner for Patents, Washington, D.C. 20231, on

March 7, 2001

(Date)


 Alexander Franco, Reg. No. 45,753

ASSISTANT COMMISSIONER FOR PATENTS
 WASHINGTON, D.C. 20231

Sir:

Transmitted herewith is a preliminary amendment in the above-identified application.

The fee has been calculated as shown below:

CLAIMS AS FILED

	CLAIMS REMAINING AFTER AMENDMENT	HIGHEST NO. PREVIOUSLY PAID FOR	PRESENT EXTRA	RATE	ADDITIONAL FEE
Total Claims	26	27	= 0 ×	\$9	= \$ 0
Independent Claims	5	4	= 1 ×	\$40	= \$40.00
If application has been amended to contain multiple dependent claim(s), then add				\$135	= \$ 0
Time Extension Fee					\$ 0
TOTAL ADDITIONAL FEE FOR THIS AMENDMENT					\$40.00

Assignee is a small entity and such status is proper and desired.

Enclosed with the preliminary amendment are the following:

- (X) A check in the amount of \$40.00; and
- (X) A return prepaid postcard.

KNOBBE, MARTENS, OLSON & BEAR, LLP
 620 NEWPORT CENTER DR 16TH FLOOR NEWPORT BEACH, CA 92660
 (949) 760-0404 FAX (949) 760-9502

RECEIVED
 MAR 14 2001
 Group 2100


PATENT

Case Docket No. APRILS.001A

Date: March 7, 2001

Page 2

Please charge any additional fees, including any fees for additional extension of time, or credit overpayment to Deposit Account No. 11-1410. A duplicate copy of this sheet is enclosed.



Alexander Franco
Registration No. 45,753
Attorney of Record

H:\DOCS\ASF\ASF-1963.DOC\dns
030701

APRILS.001A



PATENT

7/03
3/21/01
Roy

IN THE UNITED STATES PATENT AND TRADEMARK OFFICE

Applicants : Engberg, et. al.) Group Art Unit 2777
)
 App. No. : 09/519,829)
)
 Filed : March 6, 2000)
)
 For : USE OF PERSONAL)
 COMMUNICATION)
 DEVICES FOR USER)
 AUTHENTICATION)
)
 Examiner : UNKNOWN)
)

RECEIVED

MAR 14 2001

Group 2100

03/13/2001 RHARIS1 00000135 09519829

01 FC:202

40.00 GP

PRELIMINARY AMENDMENT

Assistant Commissioner for Patents
Washington, D.C. 20231

Dear Sir:

Prior to examination on the merits, please amend the above-referenced application as indicated below.

In the Specification:

Please replace the paragraph beginning on page 1, line 7 of the Specification with the following rewritten paragraph:

a¹

This invention relates generally to the authentication of users of secure systems and, more particularly, the invention relates to a system through which user tokens required for user authentication are supplied through personal communication devices such as mobile telephones and pagers.

Please replace the paragraph beginning on page 5, line 22 of the Specification with the following rewritten paragraph:

a²

Figure 1 illustrates an overview, including system components, of a user authentication system 100 according to a preferred embodiment of the present invention. Figure 2A illustrates a

Appl. No. : 09/519829
Filed : March 6, 2000

login screen that can be used in accordance with the preferred embodiment. Figures 2B-D illustrate login screens that can be used in accordance with alternative embodiments.--

In the Claims:

Please cancel Claims 1-27 without prejudice and add the following new claims:

28. A method of authenticating a user, the method comprising:
associating the user with a personal communication device possessed by the user;
generating a new password based at least upon a token and a passcode, wherein
the token is not known to the user and wherein the passcode is known to the user;
setting a password associated with the user to be the new password;
transmitting the token to the personal communication device; and
receiving the password from the user.

29. The method of Claim 28, wherein the new password is generated by concatenating the token and the passcode.

30. The method of Claim 28, further comprising receiving a request from the user for the token.

31. The method of Claim 30, wherein the request is transmitted by the user through the personal communication device.

32. The method of Claim 28, wherein the personal communication device is a mobile phone.

33. The method of Claim 28, wherein the personal communication device is a pager.

34. A user authentication system comprising:

a user database configured to associate a user with a personal communication device possessed by the user;

a control module configured to create a new password based at least upon a token and a passcode, wherein the token is not known to the user and wherein the passcode is known to the user, the control module further configured to set a password associated with the user to be the new password;

a communication module configured to transmit the token to the personal communication device; and

Appl. No. : 09/519829
Filed : March 6, 2000

an authentication module configured to receive the password from the user.

35. The system of Claim 34, wherein the communication module is further configured to receive a request from the user for the token, and wherein the control module is further configured to create the new password in response to the request.

36. The system of Claim 35, wherein the request is transmitted by the user through the personal communication device.

37. A method of regulating access to a secure system, the method comprising:
associating the user with a personal communication device possessed by the user;
associating the user with an account, wherein an initiation of access through the account requires that the account be activated;
receiving a request transmitted by the personal communication device; and
in response to the receipt of the request, activating the account.

38. The method of Claim 37, further comprising deactivating the account within a predetermined amount of time after the account is activated.

39. The method of Claim 37, wherein an initiation of access through the account further requires that the user supply a valid password.

40. The method of Claim 39, further comprising:
generating a new password based at least upon a token and a passcode, wherein the token is not known to the user and wherein the passcode is known to the user;
setting the valid password to be the new password;
transmitting the token to the personal communication device; and
receiving the valid password from the user.

41. The method of Claim 40, wherein the new password is generated by concatenating the token and the passcode.

42. The method of Claim 40, wherein the token is transmitted in response to the receipt of the request.

43. A method of regulating access to a secure system, the method comprising:
receiving a request for a token, wherein the request is transmitted from a personal communication device as a result of an action by a user;
in response to the receipt of the request, transmitting the token to the personal communication device;

Appl. No. : 09/519829
Filed : March 6, 2000

receiving login data from the user in response to a request for authentication information, wherein the login data is based at least upon the token; and

granting access to the secure system based at least upon the received login data.

44. The method of Claim 43, wherein the login data is additionally based upon a passcode known to the user.

45. The method of Claim 43, wherein the login data comprises a password.

46. The method of Claim 45, wherein the password comprises a passcode and the token, and wherein the passcode is known to the user.

47. The method of Claim 46, wherein the password is a concatenation of the passcode and the token.

48. The method of Claim 46, wherein the password is a hashed concatenation of the passcode and the token.

49. The method of Claim 43, further comprising generating the token.

50. An access control system comprising:

a communication module configured to receive a request for a token, wherein the request is transmitted from a personal communication device as a result of an action by a user, and wherein the communication module is further configured to transmit the token to the personal communication device in response to the request;

a user token server configured to generate a valid password based at least upon the token; and

an authentication module configured to receive a submitted password in response to a request for authentication of the user, the authentication module further configured to grant access to the user if at least the submitted password matches the valid password.

51. The system of Claim 50, wherein the user token server is further configured to generate the valid password based additionally upon a passcode that is known to the user.

52. The system of Claim 51, wherein the valid password is a concatenation of the passcode and the token.

53. The system of Claim 50, wherein the user token server is further configured to generate the token.

Appl. No. : 09/519829
Filed : March 6, 2000

REMARKS

The Specification has been amended to correct a number of minor clerical errors.

Claims 1-27 have been replaced with Claims 28-53, which are supported by the originally filed specification.

Marked-up versions of the changes to the Specification have been attached at the end of this document.

If any issues arise during the examination of this application, the Examiner is invited to call the undersigned applicant at 949-721-3677.

Respectfully submitted,

KNOBBE, MARTENS, OLSON & BEAR, LLP

Dated: 3/7/01

By: *Alex Franco*

Alexander Franco
Registration No. 45,753
Attorney of Record
620 Newport Center Drive, Sixteenth Floor
Newport Beach, CA 92660
(949) 760-0404

H:\DOCS\ASFASF-1959.DOC
030601

Appl. No.: 09/519,829
Filed: March 6, 2000



MARKED UP VERSIONS OF AMENDMENTS TO THE APPLICATION

Marked up version of the paragraph beginning on page 1, line 7 of the Specification:

-- This invention relates generally to the authentication of users of secure systems and, more particularly, the invention relates to a system through which user tokens required for user authentication are supplied through personal communication devices such as mobile telephones and pagers.--

Marked up version of the paragraph beginning on page 5, line 22 of the Specification:

-- Figure 1 illustrates an overview, including system components, of a user authentication system 100 according to a preferred embodiment of the present invention. Figure 2A illustrates a login screen that can be used in accordance with the preferred embodiment. Figures 2B-D illustrate a login screens that can be used in accordance with alternative embodiments.--

H:\DOCS\ASF\ASF-1962.DOC
030601

2131

PATENT

Case Docket No. APRILS.001A
Date: March 7, 2001

IN THE UNITED STATES PATENT AND TRADEMARK OFFICE

Applicants : Engberg, et al.
Appl. No. : 09/519,829
Filed : March 6, 2000
For : USE OF PERSONAL
COMMUNICATION
DEVICES FOR USER
AUTHENTICATION
Group Art Unit : 2777
Batch No. : UNKNOWN
Examiner : UNKNOWN

I hereby certify that this correspondence
and all marked attachments are being
deposited with the United States Postal
Service as first class mail in an envelope
addressed to: Assistant Commissioner for
Patents, Washington, D.C. 20231, on

March 7, 2001
(Date)
Alexander Franco
Alexander Franco, Reg. No. 45,753



TRANSMITTAL LETTER

RECEIVED
MAR 14 2001
Group 2100

ASSISTANT COMMISSIONER FOR PATENTS
WASHINGTON, D.C. 20231

ATTENTION: OFFICIAL DRAFTSPERSON

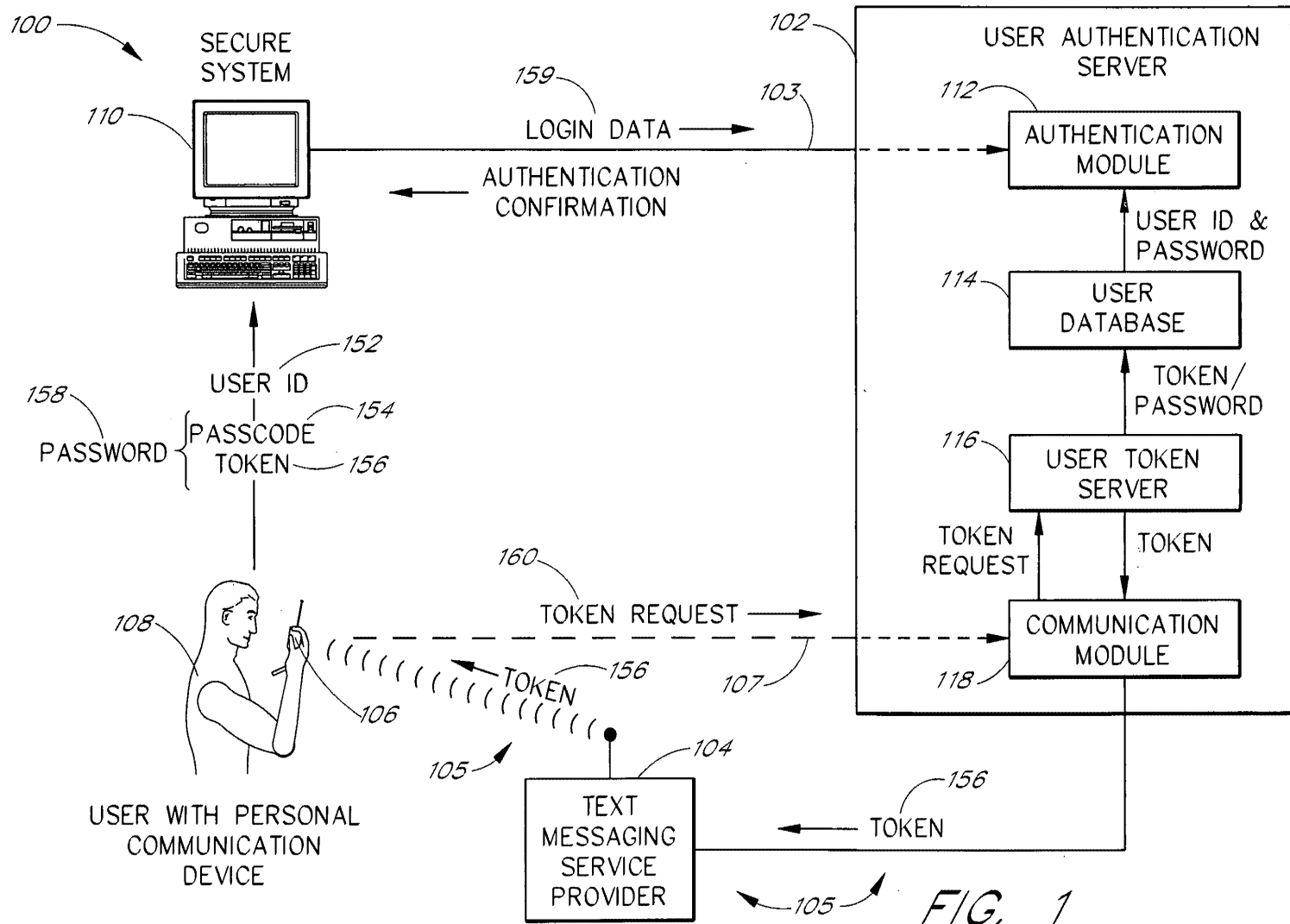
Dear Sir:

Enclosed for filing are 11 sheets of formal drawings and a return prepaid postcard.

The Commissioner is hereby authorized to charge any additional fees which may be required, or credit any overpayment, to Account No. 11-1410. A duplicate copy of this sheet is enclosed.

Alexander Franco
Alexander Franco
Registration No. 45,753
Attorney of Record

H:\DOCS\ASF\ASF-1964.DOC\dns
030701



Logon To Network:

USER ID

PASSWORD

Note: Your password is your passcode followed by a valid token

FIG. 2A

Logon To Network:

USER ID

PASSCODE

TOKEN

FIG. 2B

Please enter a user ID to request a Token
Token will be instantly transmitted to your registered Personal
Communication Device and will be valid for one minute

USER ID

FIG. 2C

Logon To Network:

PASSCODE

TOKEN

FIG. 2D

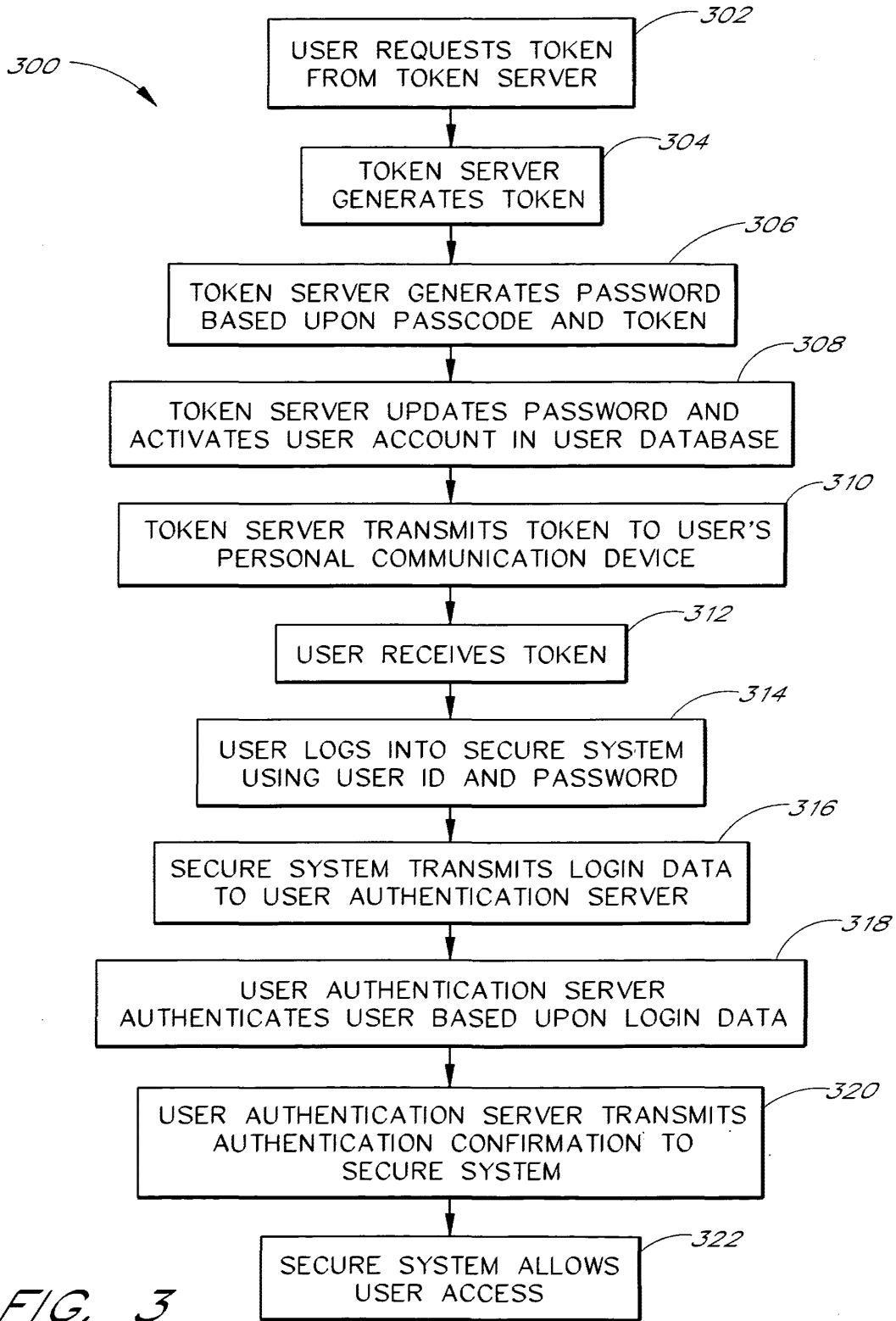


FIG. 3

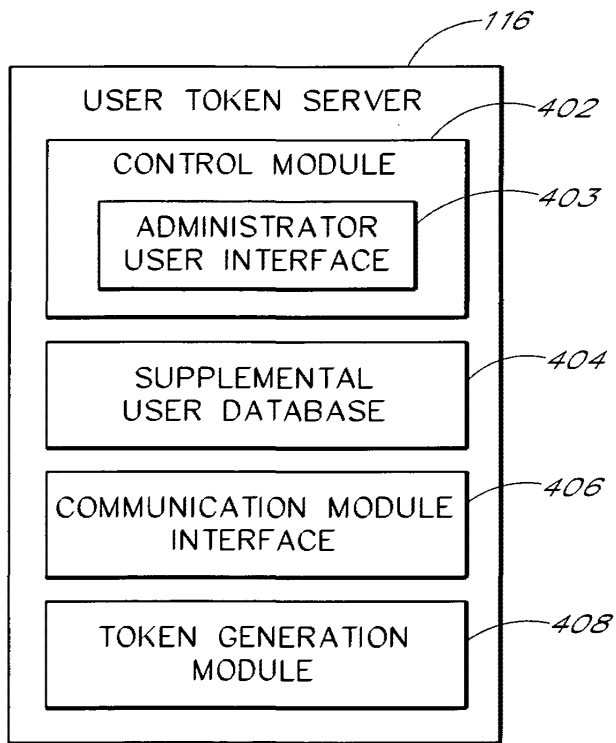


FIG. 4

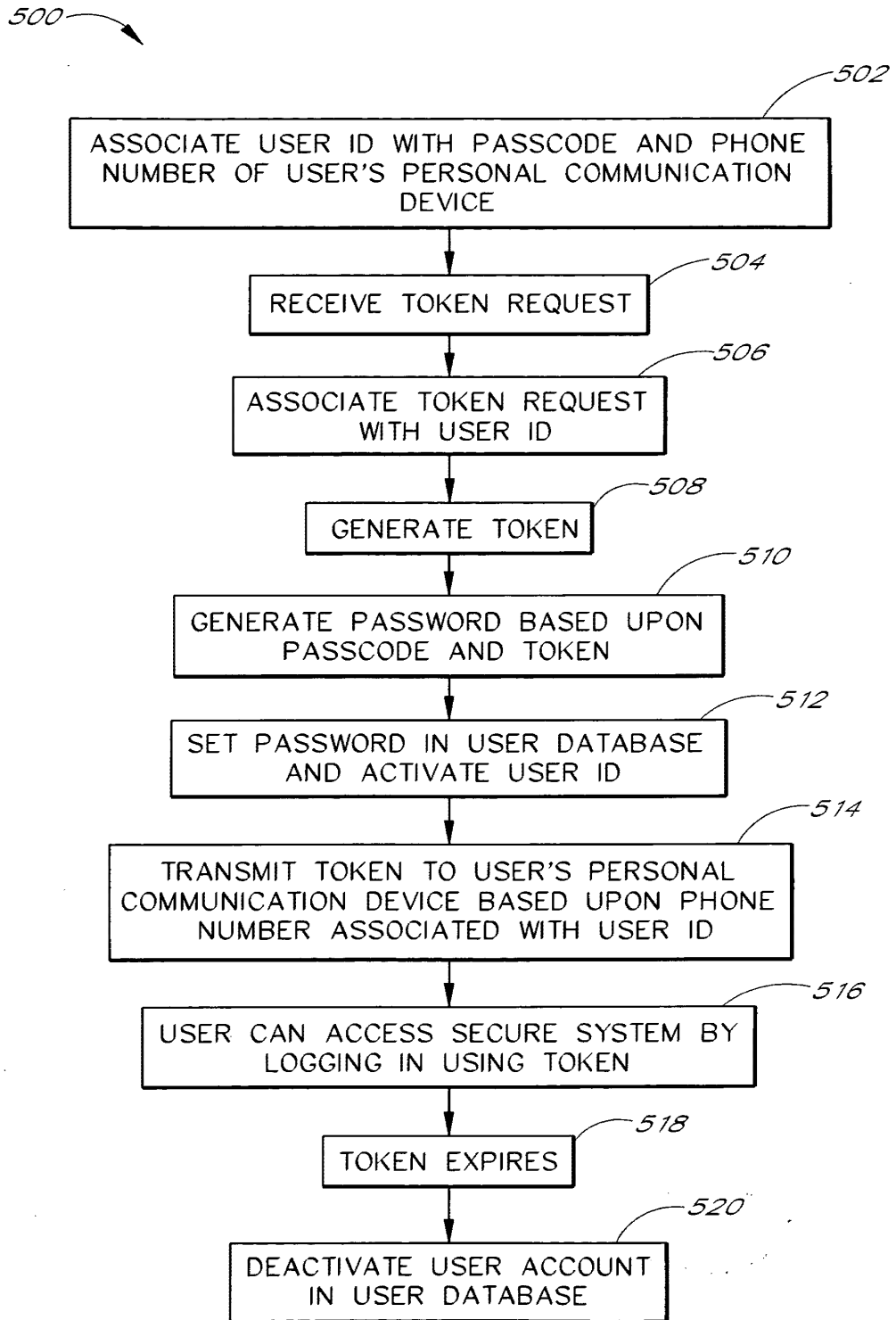


FIG. 5

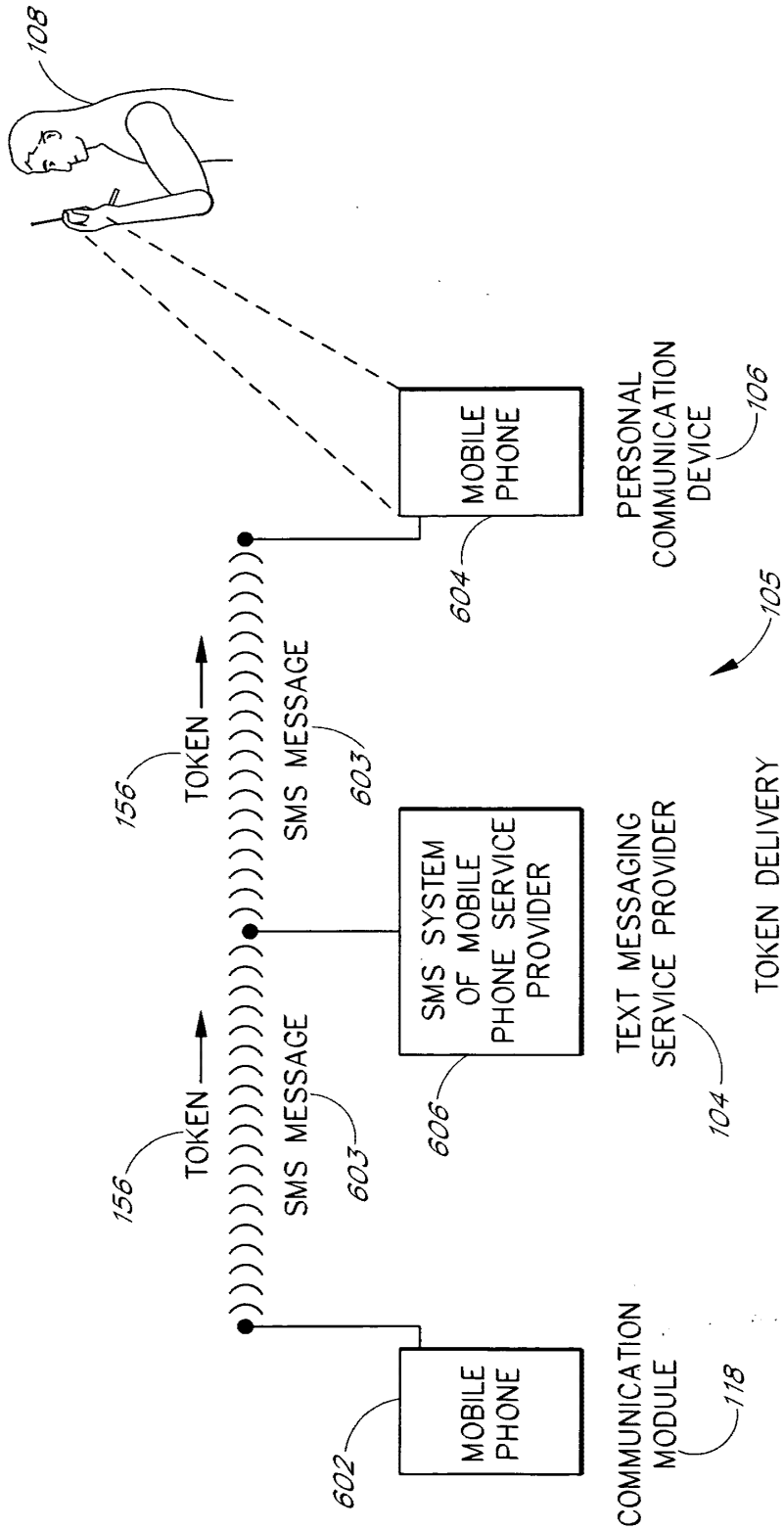


FIG. 6A

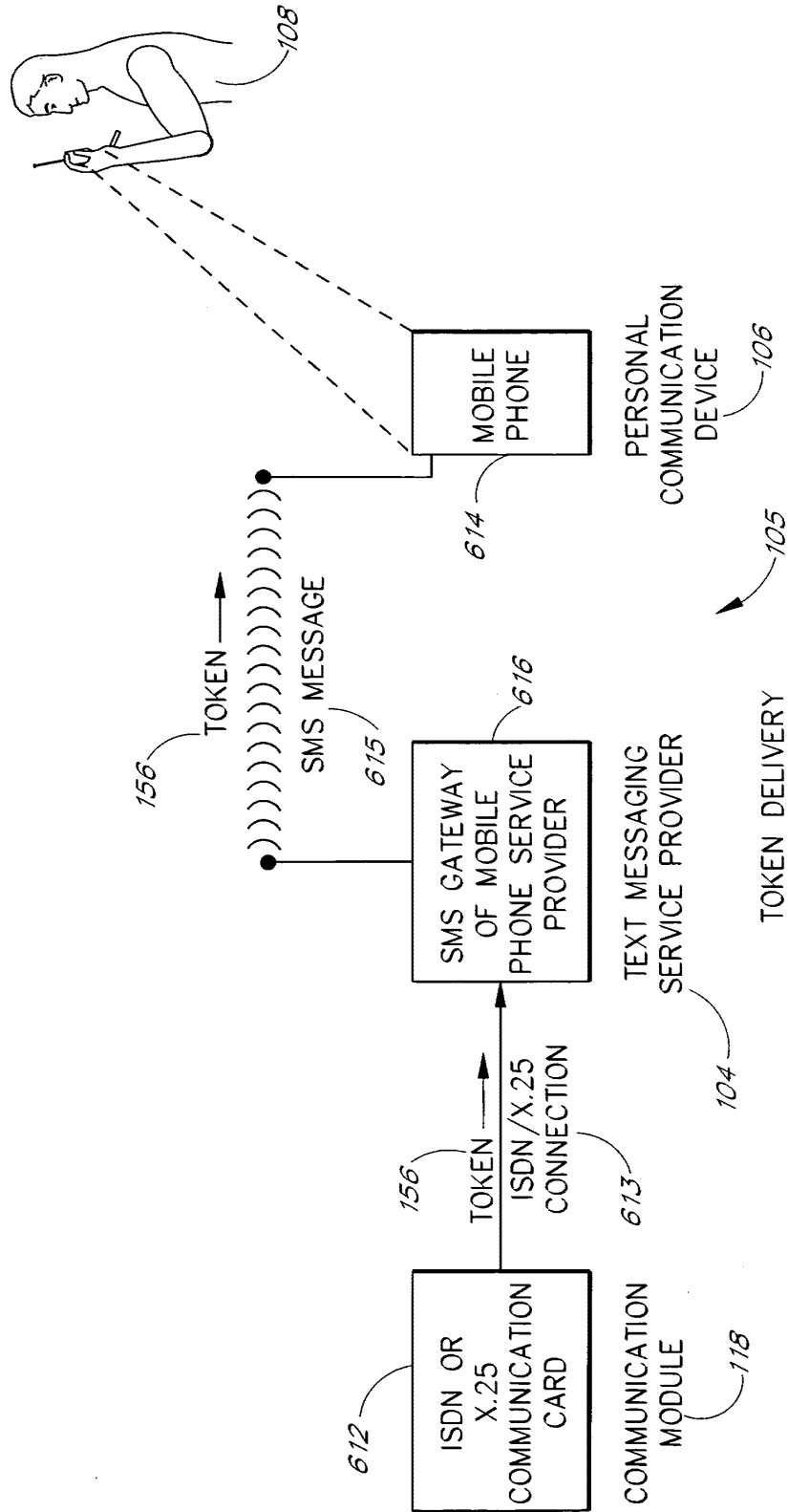


FIG. 6B

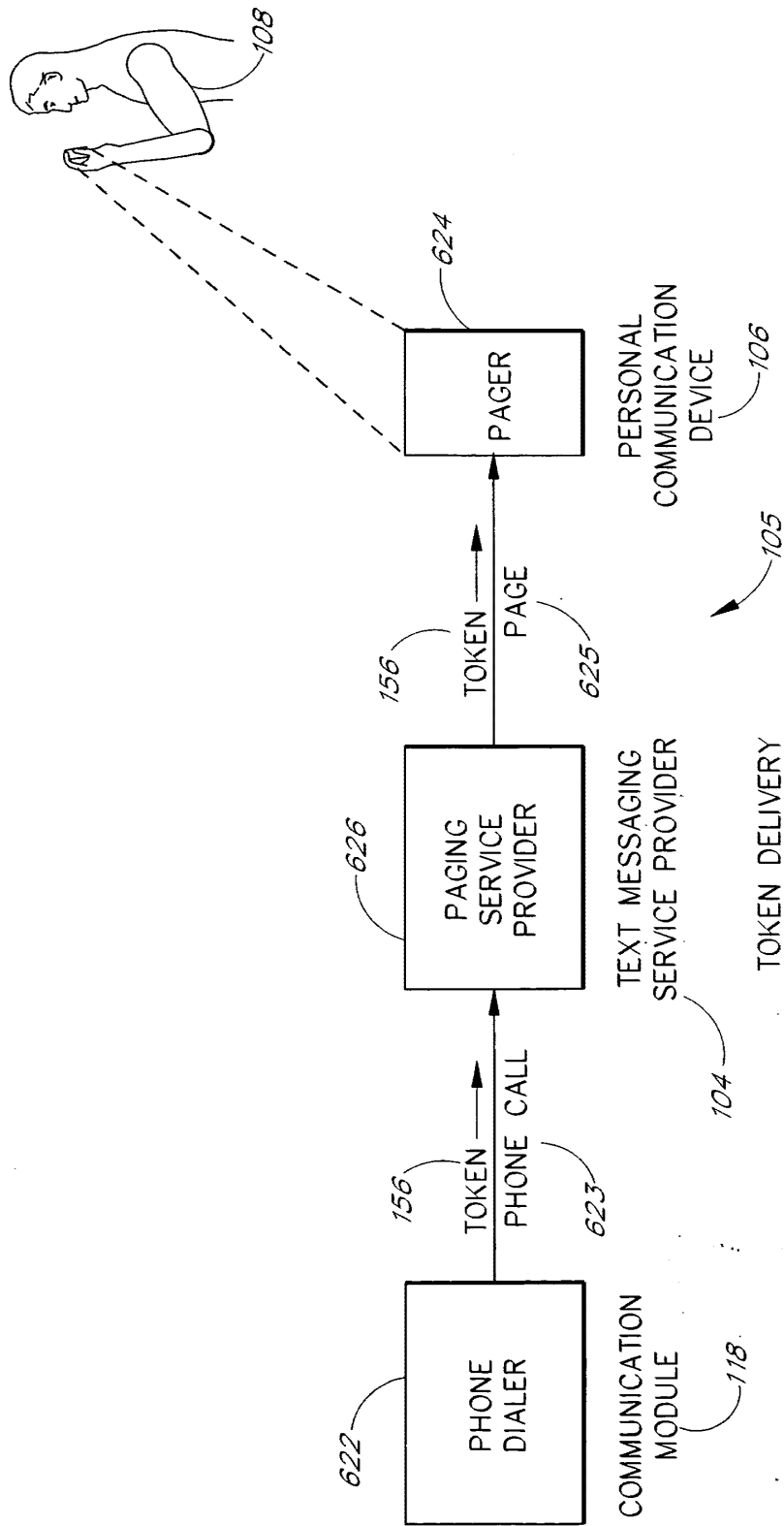


FIG. 6C

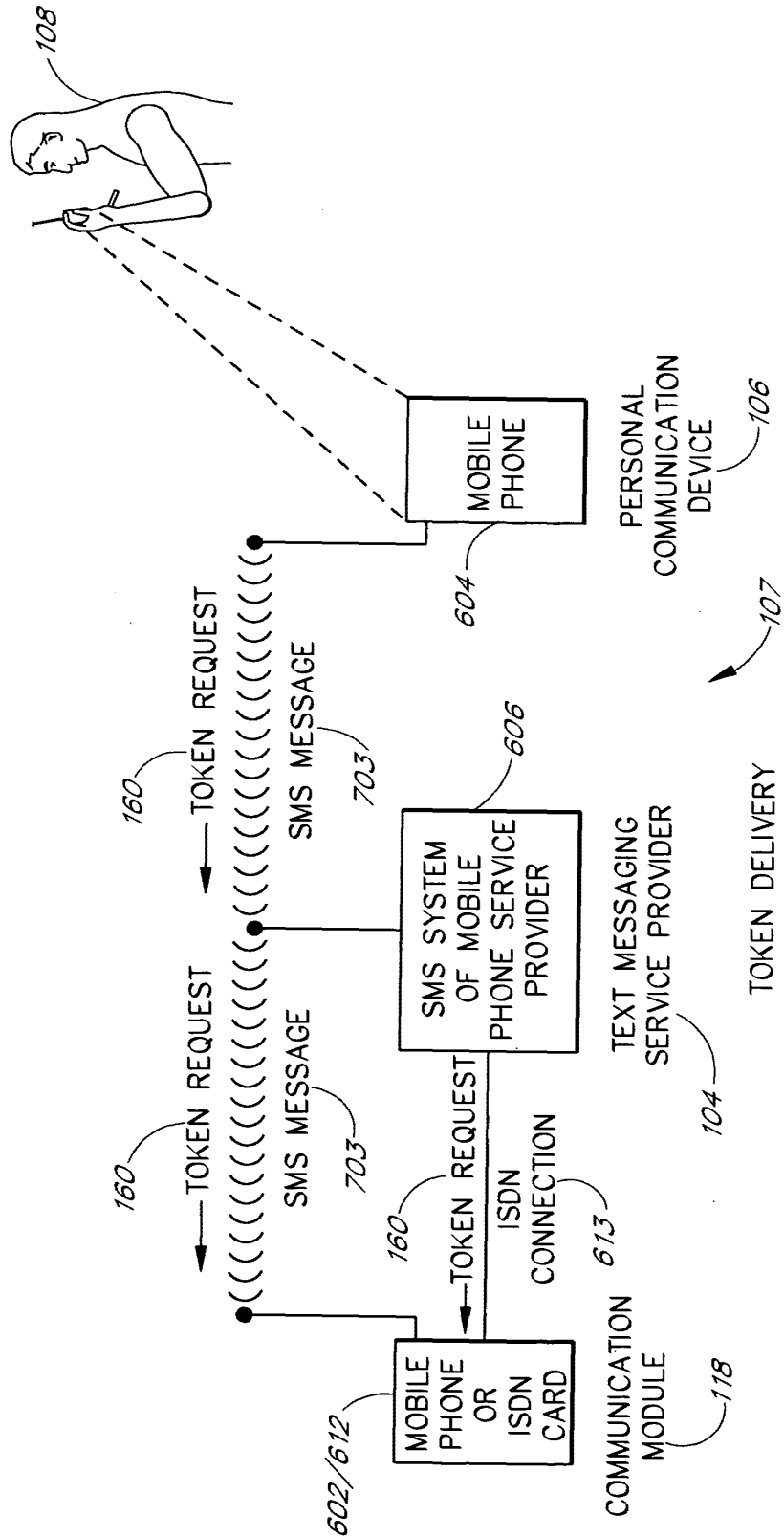
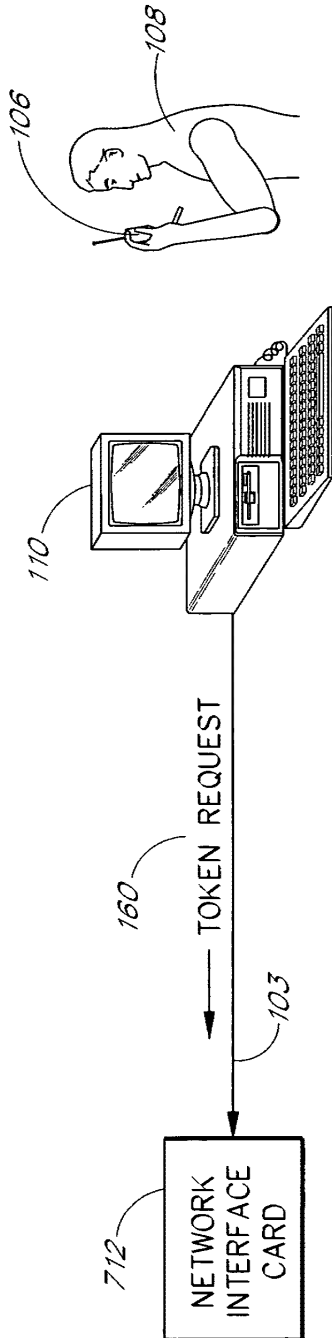


FIG. 7A



USER WITH
PERSONAL COMMUNICATION
DEVICE AT WORKSTATION

TOKEN REQUEST

FIG. 7B

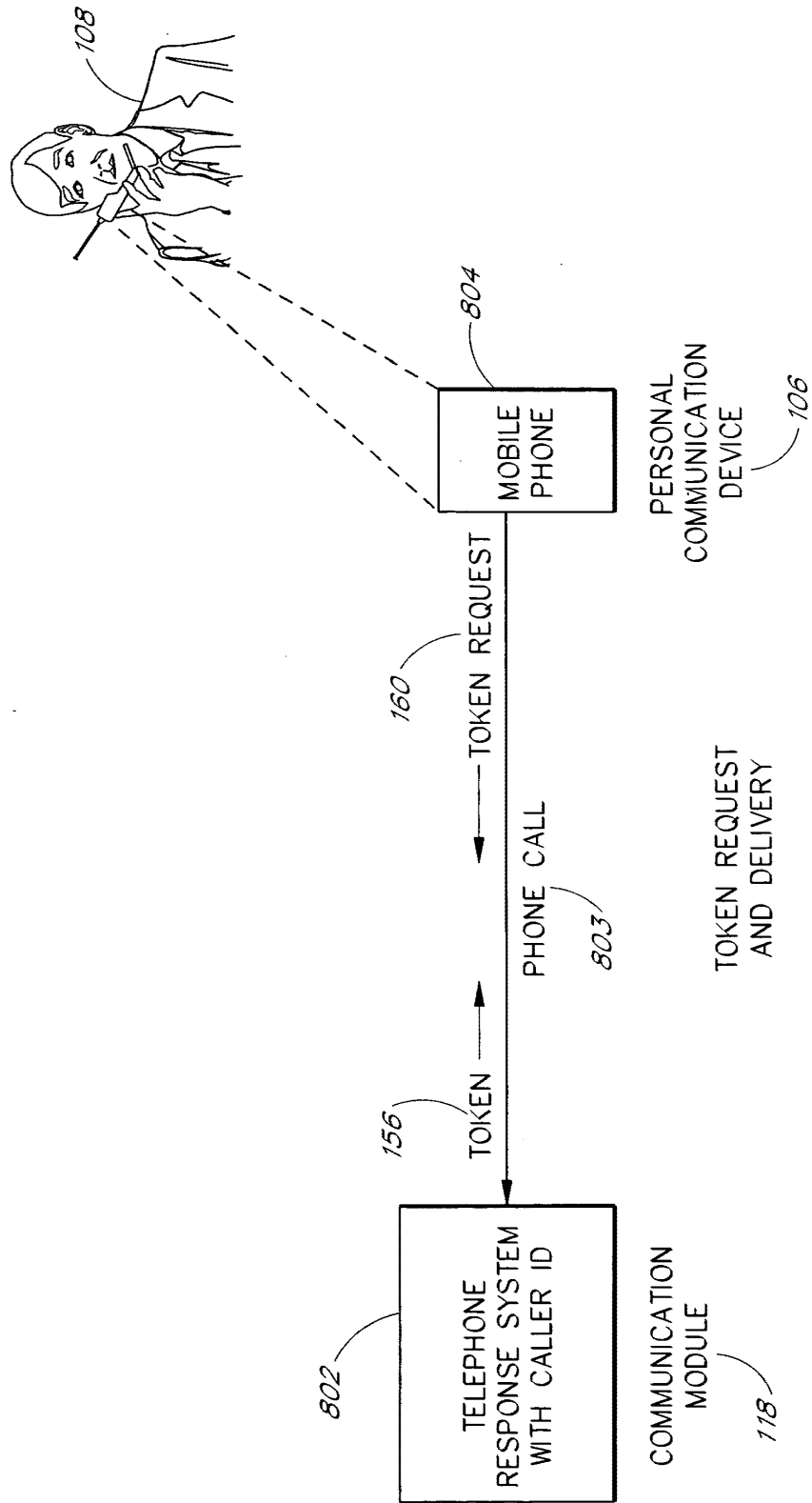


FIG. 8

2177 2777

PATENT

Case Docket No. APRILS.001A
Date: January 8, 2001

H
6
2/8

RECEIVED

JAN 18 2001

IN THE UNITED STATES PATENT AND TRADEMARK OFFICE

Technology Center 2100

Applicants : Engberg, et al.
Appl. No. : 09/519,829
Filed : March 6, 2000
For : USE OF PERSONAL
COMMUNICATION
DEVICES FOR USER
AUTHENTICATION
Examiner : UNKNOWN
Group Art Unit : 2777



I hereby certify that this correspondence and all marked attachments are being deposited with the United States Postal Service as first class mail in an envelope addressed to: Assistant Commissioner for Patents, Washington, D.C. 20231, on

January 8, 2001

(Date)

Alexander Franco
Alexander Franco, Reg. No. 45,753

TRANSMITTAL LETTER

ASSISTANT COMMISSIONER FOR PATENTS
WASHINGTON, D.C. 20231

ATTENTION: APPLICATION BRANCH

Dear Sir:

Enclosed for filing in the above-identified application are the following documents:

- (X) A Supplemental Information Disclosure Statement;
- (X) A PTO Form 1449 listing one (1) reference, copy of which is enclosed; and
- (X) A return prepaid postcard.

The Commissioner is hereby authorized to charge any additional fees which may be required, or credit any overpayment, to Account No. 11-1410. A duplicate copy of this sheet is enclosed.

Alexander Franco
Alexander Franco
Registration No. 45,753
Attorney of Record

H:\DOCS\ASF\ASF-1801.DOC\dns
010801

KNOBBE, MARTENS, OLSON & BEAR, LLP
620 NEWPORT CENTER DR. 16TH FLOOR NEWPORT BEACH, CA 92660
(949) 760-0404 FAX (949) 760-9502

IN THE UNITED STATES PATENT AND TRADEMARK OFFICE

Applicants : Engberg, et. al.) Group Art Unit 2777
 App. No. : 09/519,829)
 Filed : March 6, 2000)
 For : USE OF PERSONAL)
 COMMUNICATION)
 DEVICES FOR USER)
 AUTHENTICATION)
 Examiner : UNKNOWN)



RECEIVED
 JAN 18 2001
 Technology Center 2100

SUPPLEMENTAL INFORMATION DISCLOSURE STATEMENT

Assistant Commissioner for Patents
 Washington, D.C. 20231

Dear Sir:

Enclosed is form PTO-1449 listing one (1) reference that is also enclosed. This Supplemental Information Disclosure Statement is being filed before the receipt of a first Office Action on the merits, and presumably no fee is required in accordance with 37 C.F.R. § 1.97(b)(3). If a first Office Action on the merits was mailed before the mailing date of this Statement, the Commissioner is authorized to charge the fee set forth in 37 C.F.R. § 1.17(p) to Deposit Account 11-1410. A duplicate copy of this Statement is enclosed for that purpose.


Respectfully submitted,

KNOBBE, MARTENS, OLSON & BEAR, LLP

Dated: 1/8/01

By: Alexander Franco

Alexander Franco
 Registration No. 45,753
 Attorney of Record
 620 Newport Center Drive, Sixteenth Floor
 Newport Beach, CA 92660
 (949) 760-0404



FILE COPY PATENT

RECEIPT

Case Docket No. APRILS.001A
Date: October 9, 2000

IN THE UNITED STATES PATENT AND TRADEMARK OFFICE

Applicants : Engberg, et al.
Appl. No. : 09/519,829
Filed : March 6, 2000
For : USE OF PERSONAL
COMMUNICATION
DEVICES FOR USER
AUTHENTICATION
Examiner : UNKNOWN
Group Art Unit : 2777

I hereby certify that this correspondence and all marked attachments are being deposited with the United States Postal Service as first class mail in an envelope addressed to: Assistant Commissioner for Patents, Washington, D.C. 20231, on

October 9, 2000
(Date)

Alexander Franco, Reg. No. 45,753

RECEIVED
NOV - 2 2000
TC 2700 MAIL ROOM

TRANSMITTAL LETTER

**ASSISTANT COMMISSIONER FOR PATENTS
WASHINGTON, D.C. 20231**

**ATTENTION: OFFICE OF INITIAL PATENT EXAMINATION
CUSTOMER SERVICE CENTER**

Dear Sir:

Enclosed for filing in the above-identified application are the following:


- (X) A Request for Corrected Filing Receipt;
- (X) Copy of Official Filing Receipt with error highlighted in yellow ink; and
- (X) A return prepaid postcard.

The Commissioner is hereby authorized to charge any additional fees which may be required, or credit any overpayment, to Account No. 11-1410. A duplicate copy of this sheet is enclosed.

Alexander Franco
Registration No. 45,753
Attorney of Record

H:\DOCS\ASFASF-1658.DOC\dns
100700

KNOBBE, MARTENS, OLSON & BEAR, LLP
620 NEWPORT CENTER DR 16TH FLOOR NEWPORT BEACH, CA 92660
(949) 760-0404 FAX (949) 760-9502



APRILS.001A

PATENT

IN THE UNITED STATES PATENT AND TRADEMARK OFFICE

Applicants : Engberg, et al.) Group Art Unit 2777
)
 Appl. No. : 09/519,829)
)
 Filed : March 6, 2000)
)
 For : USE OF PERSONAL)
 COMMUNICATION DEVICES)
 FOR USER)
 AUTHENTICATION)
)
 Examiner : UNKNOWN)
)

RECEIVED
 NOV - 2 2000
 TC 2700 MAIL ROOM

REQUEST FOR CORRECTED FILING RECEIPT

Assistant Commissioner for Patents
Washington, D.C. 20231

Dear Sir:

Applicants hereby request that the Official Filing Receipt, a copy of which is enclosed, be corrected to reflect the true title for the above-identified patent application. The title on the receipt currently reads "USE PERSONAL COMMUNICATION DEVICES FOR USERAUTHENTICATION," and should be changed to --USE OF PERSONAL COMMUNICATION DEVICES FOR USER AUTHENTICATION--.

Respectfully submitted,

KNOBBE, MARTENS, OLSON & BEAR, LLP

Dated: 10/9/00

By: *Alexander Franco*

Alexander Franco
Registration No. 45,753
Attorney of Record
620 Newport Center Drive, Sixteenth Floor
Newport Beach, CA 92660
(949) 760-0404

H:\DOCS\ASF\ASF-1657.DOC\dns\100700

APRILS.001A
SCJ /ASF

FILING RECEIPT



OC00000005264245




UNITED STATES DEPARTMENT OF COMMERCE
Patent and Trademark Office

Address: ASSISTANT SECRETARY AND
COMMISSIONER OF PATENT AND TRADEMARKS
Washington, D.C. 20231

APPLICATION NUMBER	FILING DATE	GRP ART UNIT	FIL FEE REC'D	ATTY. DOCKET NO	DRAWINGS	TOT CLAIMS	IND CLAIMS
09/519,829	03/06/2000	2777	614	APRILS.001A	11	27	4

20995
KNOBBE MARTENS OLSON & BEAR LLP
620 NEWPORT CENTER DRIVE
SIXTEENTH FLOOR
NEWPORT BEACH, CA 92660



Date Mailed: 07/24/2000

Receipt is acknowledged of this nonprovisional Patent Application. It will be considered in its order and you will be notified as to the results of the examination. Be sure to provide the U.S. APPLICATION NUMBER, FILING DATE, NAME OF APPLICANT, and TITLE OF INVENTION when inquiring about this application. Fees transmitted by check or draft are subject to collection. Please verify the accuracy of the data presented on this receipt. If an error is noted on this Filing Receipt, please write to the Office of Initial Patent Examination's Customer Service Center. Please provide a copy of this Filing Receipt with the changes noted thereon. If you received a "Notice to File Missing Parts" for this application, please submit any corrections to this Filing Receipt with your reply to the Notice. When the PTO processes the reply to the Notice, the PTO will generate another Filing Receipt incorporating the requested corrections (if appropriate).

Applicant(s)

Sten-Olov Engberg, Stovreta, SWEDEN;
Ake Jonsson, Fagersta, SWEDEN;

Continuing Data as Claimed by Applicant

Foreign Applications

If Required, Foreign Filing License Granted 04/14/2000

** SMALL ENTITY **

Title

Use personal communication devices for user authentication

Preliminary Class

713

Data entry by : BURSE, JANICE

Team : OIPE

Date: 07/24/2000



RECEIVED
NOV - 2 2000
TC 2700 MAIL ROOM
NO DATES DOCKETED
ATTY RESPONSIBLE

FILE COPY



UNITED STATES PATENT AND TRADEMARK OFFICE

COMMISSIONER FOR PATENTS
 UNITED STATES PATENT AND TRADEMARK OFFICE
 WASHINGTON, D.C. 20231
 www.uspto.gov



Bib Data Sheet

SERIAL NUMBER 09/519,829	FILING DATE 03/06/2000 RULE -	CLASS 713	GROUP ART UNIT 2777	ATTORNEY DOCKET NO. APRILS.001A	
APPLICANTS Sten-Olov Engberg, Storvreta, SWEDEN; Ake Jonsson, Fagersta, SWEDEN;					
** CONTINUING DATA *****					
** FOREIGN APPLICATIONS *****					
IF REQUIRED, FOREIGN FILING LICENSE GRANTED ** 04/14/2000			** SMALL ENTITY **		
Foreign Priority claimed <input type="checkbox"/> yes <input type="checkbox"/> no	35 USC 119 (a-d) conditions met <input type="checkbox"/> yes <input type="checkbox"/> no <input type="checkbox"/> Met after Allowance	STATE OR COUNTRY SWEDEN	SHEETS DRAWING 11	TOTAL CLAIMS 27	INDEPENDENT CLAIMS 4
Verified and Acknowledged Examiner's Signature _____ Initials _____					
ADDRESS 20995					
TITLE Use of personal communication devices for user authentication					
FILING FEE RECEIVED 614	FEES: Authority has been given in Paper No. _____ to charge/credit DEPOSIT ACCOUNT No. _____ for following:		<input type="checkbox"/> All Fees <input type="checkbox"/> 1.16 Fees (Filing) <input type="checkbox"/> 1.17 Fees (Processing Ext. of time) <input type="checkbox"/> 1.18 Fees (Issue) <input type="checkbox"/> Other _____ <input type="checkbox"/> Credit		

(staple inside file in blue slip area)

2700 INTERNAL TRANSFER REQUEST FOR S.N.


09/5798250

DATE: <u>8/31/00</u>	FROM: <u>NGUYEN</u> (print name)
FORWARD TO: A. Art Unit: <u>2785</u> B. Class: <u>713</u> C Subclass: <u>202</u>	REASON(S): A. You had Parent <input type="checkbox"/> (check box) B. See Title <input checked="" type="checkbox"/> (check box) C. See Abstract <input type="checkbox"/> (check box) D. See Claim(s) <input checked="" type="checkbox"/> (check box)

FURTHER EXPLANATION IF NEEDED:

DATE: _____	FROM: _____ (print name)
FORWARD TO: A. Art Unit: _____ B. Class: _____ C Subclass: _____	REASON(S): A. You had Parent <input type="checkbox"/> (check box) B. See Title <input type="checkbox"/> (check box) C. See Abstract <input type="checkbox"/> (check box) D. See Claim(s): _____

FURTHER EXPLANATION IF NEEDED:

DATE: _____	FROM: _____ (print name)
FORWARD TO CLASSIFIER 	REASON(S): A. You had Parent <input type="checkbox"/> (check box) B. See Title <input type="checkbox"/> (check box) C. See Abstract <input type="checkbox"/> (check box) D. See Claim(s): _____

FURTHER EXPLANATION IF NEEDED:

DISPOSITION BY 2700 CLASSIFICATION	
DATE: _____	CLASSIFIER: _____
FORWARD TO: A. Art Unit: _____ B. Class: _____ C Subclass: _____	REASON(S): A. You had Parent <input type="checkbox"/> (check box) B. See Title <input type="checkbox"/> (check box) C. See Abstract <input type="checkbox"/> (check box) D. See Claim(s): _____

FURTHER EXPLANATION IF NEEDED:



#8 / Prior Art
T. McBeth-Brown
2/15/01

APRILS.001A

PATENT

IN THE UNITED STATES PATENT AND TRADEMARK OFFICE

Applicants : Engberg, et al.) Group Art Unit 2777
)
 App. No. : 09/519,829)
)
 Filed : March 6, 2000)
)
 For : USE OF PERSONAL)
 COMMUNICATION)
 DEVICES FOR USER)
 AUTHENTICATION)
)
 Examiner : UNKNOWN)
)

RECEIVED
AUG 11 2000
TC 2100 MAIL ROOM

INFORMATION DISCLOSURE STATEMENT

Assistant Commissioner for Patents
Washington, D.C. 20231

Dear Sir:

Enclosed is form PTO-1449 listing two (2) references that are also enclosed. This Information Disclosure Statement is being filed before the receipt of a first Office Action on the merits, and presumably no fee is required in accordance with 37 C.F.R. § 1.97(b)(3). If a first Office Action on the merits was mailed before the mailing date of this Statement, the Commissioner is authorized to charge the fee set forth in 37 C.F.R. § 1.17(p) to Deposit Account 11-1410. A duplicate copy of this Statement is enclosed for that purpose.

Respectfully submitted,


KNOBBE, MARTENS, OLSON & BEAR, LLP

Dated: 8/02/00

By: Alexander Franco

Alexander Franco
Registration No. 45,753
Attorney of Record
620 Newport Center Drive, Sixteenth Floor
Newport Beach, CA 92660
(949) 760-0404

H:\DOCS\ASF\ASF-1529.DOC\dns
080200



YAU 2777

PATENT

Case Docket No. APRILS.001A
Date: August 2, 2000

IN THE UNITED STATES PATENT AND TRADEMARK OFFICE

Applicants : Engberg, et al.
Appl. No. : 09/519,829
Filed : March 6, 2000
For : USE OF PERSONAL
COMMUNICATION
DEVICES FOR USER
AUTHENTICATION
Examiner : UNKNOWN
Group Art Unit : 2777

I hereby certify that this correspondence and all marked attachments are being deposited with the United States Postal Service as first class mail in an envelope addressed to: Assistant Commissioner for Patents, Washington, D.C. 20231, on

August 2, 2000
(Date)
Alexander Franco
Alexander Franco, Reg. No. 45,753

RECEIVED
AUG 11 2000
TC 2700 MAIL ROOM

TRANSMITTAL LETTER

ASSISTANT COMMISSIONER FOR PATENTS
WASHINGTON, D.C. 20231

ATTENTION: APPLICATION BRANCH

Dear Sir:

Enclosed for filing in the above-identified application are the following:

- (X) An Information Disclosure Statement;
- (X) A PTO Form 1449 listing two (2) references, copies of which are enclosed; and
- (X) A return prepaid postcard.

The Commissioner is hereby authorized to charge any additional fees which may be required, or credit any overpayment, to Account No. 11-1410. A duplicate copy of this sheet is enclosed.

Alexander Franco

Alexander Franco
Registration No. 45,753
Attorney of Record

H:\DOCS\ASF\ASF-1530.DOC\dns
080200



AU9863545

(12) PATENT ABSTRACT (11) Document No. AU-A-63545/98
(19) AUSTRALIAN PATENT OFFICE

- (54) Title
METHOD FOR THE AUTHORIZATION IN DATA COMMUNICATION SYSTEMS
- International Patent Classification(s)
(51)⁶ **H04L 009/32**
- (21) Application No. : **63545/98** (22) Application Date : **22/04/98**
- (30) Priority Data
- (31) Number (32) Date (33) Country
19718103 29/04/97 DE GERMANY
- (43) Publication Date : **05/11/98**
- (71) Applicant(s)
KIM SCHMITZ
- (72) Inventor(s)
KIM SCHMITZ
- (74) Attorney or Agent
GRIFFITH HACK , GPO Box 4164, SYDNEY NSW 2001
- (57)

The invention relates to a method and to a device for the authorization in data transmission systems employing a transaction authorization number (TAN) or a comparable password. According to a first step, the user sends a qualifying identification of the data input apparatus together with a request for the generation or for the selection of a transaction authorization number TAN or of comparable password from a data file from the data input apparatus to an authorization computer. In a second step the authorization computer generates the transaction authorization number TAN or the comparable password or selects them form a data file. According to a third step, the authorization computer sends the transaction authorization number TAN or the comparable password over a second transmission path different from the first transmission path to a monitor, for example a handy or a pager. According to a fourth step, the user reads this transaction authorization number TAN or the comparable password from the receiver and enters the transaction authorization number TAN or the comparable password into the data input apparatus. According to a fifth step, this transaction authorization number TAN

.../2

(11) 63545/98

-2-

or the comparable password is transmitted to the authorization computer. According to a sixth step, the authorization computer verifies the validity of the transaction-authorization number TAN or of the comparable password in order to establish or switch free, according to a seventh step, a connection between the data input apparatus and the receiver unit.

AUSTRALIA
Patents Act 1990

ORIGINAL
COMPLETE SPECIFICATION
STANDARD PATENT

Invention Title: **METHOD FOR THE AUTHORIZATION IN DATA
COMMUNICATION SYSTEMS**

The following statement is a full description of this invention, including the best method of performing it known to me:

GH REF: P25659-A:MHK:RK

METHOD FOR AUTHORIZING IN DATA TRANSMISSION SYSTEMS
BACKGROUND OF THE INVENTION

1. Field of the Invention

5 The invention relates to a method for authorizing
in data transmission and communication systems.

2. Brief Description of the Background of the
Invention including Prior Art

10 It is known that in telebanking or in remote
terminal banking the user requires in addition to his
or her permanent password (personal identification
number PIN) for each individual transaction
15 additionally a transaction authorization number (TAN).
Such transaction authorization numbers TANs are
transmitted to the user in larger blocks by mail.
Thus, there exists the risk that third persons receive
knowledge of such transaction authorization numbers
20 TANs and can perform a misuse in connection with the
password. The risk is increased by such transaction
authorization numbers TANs having a validity which is
de facto unlimited in time.

 Furthermore, call-back systems are known, wherein
the called-in system assures based on a call-back at
25 the generally stored telephone number that the calling
system is authorized and that no foreign system
pretends to be an authorized system. The
disadvantage of the call-back systems comprises that an
unauthorized user, who has procured a functional access
30 to the authorized calling system from any possible
source, can work without a problem based on this
illegally obtained authorization, since the call-back
system checks only whether the call-back system has
been called by a system which is authorized in
35 principle by a basically authorized system.

Summary of the Invention

At least preferred embodiments of the present invention furnish a method for authorizing and an authorization process in connection with data transmission and data communication, wherein the security of the transmission or communication is increased.

Brief Description of the Invention

In accordance with a first aspect of the present invention there is provided a method for the authorization of data transmission systems. A qualifying identification of a user is entered into a data input apparatus. The qualifying identification and a request for an authorization signal is transmitted from the data input apparatus to an authorization computer along a first transmission path. The authorization signal is established in the authorization computer. The authorization signal is sent from the authorization computer to a monitor along a second transmission path different as compared to the first transmission path. The authorization signal at the monitor is read by the user. The authorization signal is entered into the data input apparatus. The authorization signal is transmitted from the data input apparatus to the authorization computer. The validity of the authorization signal is verified in the authorization computer. A connection is established between the data input apparatus and a receiver unit upon verification of the validity of the authorization signal.

The authorization signal can be transmitted from the data input apparatus to the authorization computer along the first transmission path.

Acceptance of the authorization signal during verification of the validity of the authorization signal by the authorizing computer can be limited to a predefined number of times, to a predefined user time,

depending on a predetined number of data files being transmitted, or depending on a predefined size value of data files being transmitted.

5 A password can be employed for allowing accessing a member selected from the group consisting of the data input apparatus, the monitor, and the receiver unit.

The data transmitted from the data input apparatus to the receiver unit and vice versa or to the authorization computer and vice versa can be encoded.

10 An apparatus for authorizing access to a communication line includes a data input apparatus. An authorization computer is connected through a first transmission path to the data input apparatus. A monitor is connected to the authorization computer and
15 disposed such that upon reading of an authorization signal on a monitor by a user, the user can enter the authorization signal into the data input apparatus. A receiver unit is connectable to the data input apparatus through a line switchable by the
20 authorization computer between a connected state and a disconnected state.

The monitor can be a member selected from the group consisting of a pager, a handy, an email address, a net address, a telefax machine, a language output
25 apparatus, an audio reproduction unit, a radio receiver, and a telephone.

The monitor can be a radio receiver incorporated into the data input apparatus. The radio receiver can furnish the authorization signal on a display monitor
30 of the data input apparatus.

The radio receiver can include a user identification element furnished by a member selected from the group consisting of a magnetic card reader, a chip card reader, a graphic device for finger-print
35 identification, and a graphic device for picture

identification.

A first encoding module can be present in the authorization computer. A second encoding module can be present in the monitor. The encoding provided by the
5 first encoding module matches the encoding of the second encoding module.

The receiver unit can furnish a door-locking mechanism.

The authorization computer and the receiver unit
10 can be integrated into a single apparatus. Furthermore, the data input apparatus, the authorization computer, and the receiver unit can be integrated into one single apparatus.

Wireless telecommunication apparatuses, such as for
15 example Handys (Handie-Talkie is a tradename of the Motorola Communications Division) or pagers, are frequently furnished with the possibility to receive short alphanumeric communications, for example of the Short Message Service known in Germany as SMS-DIENST,
20 and to display these communications on their display screen. A paging system is a communications system for summoning individuals such as doctors and nurses or for making public announcements. The present invention employs this possibility to receive short alphanumeric
25 communications in order to transmit a transaction authorization number or a comparable password.

In accordance with the first aspect of the present invention. the user transmits his or her identification, such as user identification, password, or the like, and/or
30 an identification characterization of the data input apparatus together with a request for generating a transaction authorization number TAN, or a comparable password, to a computer through a data input apparatus. The computer furnishes the authorization process and is
35 therefore called in the following by the abbreviation

authorizing computer. An alphanumeric or only numeric transaction authorization number TAN, or a comparable password, is calculated or read from a data file based on a random number generator in this authorization
5 computer. This transaction authorization number TAN, or a similar password, is transmitted to a receiver by the authorizing computer through another transmission path disposed parallel to the existing connection with the data-input apparatus. This receiver can be for example:
10 a) a wireless receiver with a display or a monitor such as for example a handy, a pager (for example a city-call receiver),
b) a specially constructed receiver card within the data input apparatus, which is accessed wirelessly or
15 through a fixed wiring;
c) a mailbox;
d) a telefax apparatus; or
e) a language output apparatus such as a fixed installed audio speaker or a telephone for the language
20 transmission.

The authorization computer includes a memory storage and has available the required telephone numbers, wireless call numbers, or fax numbers, email addresses or network addresses. The data referring to
25 this are usually stored in the authorization computer. However, it is possible that the authorization computer in turn shares and/or retrieves these data from a data source, which data source is resident on another computer. In addition, the authorization
30 computer can also access this other computer on its own by using the method according to the present invention.

The authorized user can enter the thus transmitted transaction authorization number or the comparable password manually into his/her data input apparatus and
35 send the transaction authorization number TAN again to

the authorization computer. An automatic transmission of the transaction authorization number TAN or of the comparable password occurs according to the present invention in case of an automatic procedure. The
5 authorization computer checks and verifies now the congruence and agreement between all valid transaction authorization numbers TANS or comparable passwords previously given out by the authorizing computer, and the authorization computer allows a release of the data
10 flow between the data input apparatus and a receiver unit after this checking of the authorization.

The transaction authorization number or the comparable password can be a transaction authorization number for one single use. However, other limitations
15 such as the user time and/or the number or the size of the data files to be transmitted relating are also conceivable for use in determining the validity of the transaction authorization number or of the comparable password.

20 Now, data can be transmitted from the data input apparatus to the receiver unit and vice versa, for example by full duplex, after a connection authorized in the above described manner has been established.

It is clear that these data can also be encrypted
25 or encoded first and then transmitted for obtaining additional security.

Both the data input apparatus, as well as the authorization computer and the receiver unit can be furnished as standard personal computers. The present
30 invention operates independent from the platform employed, i.e. independent of the type of processor, of the operating system and/or of the control electronics, for example of the receiver unit, and/or of the input/output units, for example of the data input
35 apparatus and of the receiver unit.

The security of this system is based on the fact that a data transmission from the data input apparatus to the receiver unit has to be released and turned on by the authorization computer only in case of an
5 authorization of the apparatus. This is accomplished by the employment of separate transmission paths between the data input apparatus and the authorization computer on the one hand, and between the authorization
10 computer and the transaction-authorization-number transmission on the other hand. The present invention is insofar distinguished from call-back systems, where only one checking occurs between the data input apparatus and the authorization computer.

The method according to a first aspect of the present
15 invention allows to provide a number of different levels of security.

A wireless receiver, for example in the form of a plug-in card, is incorporated as a receiver in the data input apparatus, representing the lowest security level
20 such that a data transmission is possible to the receiver unit only with this concrete apparatus. In order to increase this security, it can be provided that this wireless receiver can only be operated with a user identification element, for example a magnetic card or a
25 chip card. The user identification element can also operate with graphical methods, such as testing, verification and/or identification of a fingerprint or of a picture identification of the user.

The further security level provides that the
30 authorization computer transmits the transaction authorization number or the comparable password to a pager or a comparable apparatus. In this case, an authorization is furnished only when the data input apparatus and the pager are accessed by the same person. Only then is it
35 possible that the transaction authorization number or a

comparable password, displayed on the pager, are entered into the data input apparatus and are transmitted from there again to the authorization computer.

5 Data transmitted to a pager can however be branched off and be listened to. A further security step can be obtained in the manner that matching encoding or encryption modules are employed in the authorization computer and in the pager.

10 Another receiver apparatus can be furnished instead of the pager or the handy. This can for example be a mailbox, a telefax, a language output apparatus, a sound-receiver printed circuit board or an audio-response unit. Fixedly installed audio speakers or the transmission of the audio or voicemail to a defined telephone connection are possible
15 to serve as an audio output unit and audio-response unit. An audio output of the transaction authorization number or of the comparable password is performed with the language output apparatus or audio-response unit.

20 The transmission to such receiver apparatuses can also be encoded and/or encrypted.

Further encoding mechanisms can be dispensed with if one employs a handy, in particular a GSM handy, instead of a pager based on the encoding of the respective transmission technique. In this case, the display of the
25 transaction authorization number or of the comparable password is performed on the display of the handy.

A further step of security can be accomplished by establishing a connection between the data input apparatus and the authorization computer only when a corresponding
30 password is transmitted through the data input apparatus. This password can be valid according to the present invention for a time, which is substantially longer than the transfer authorization number TAN.

35 A further step of security can be achieved by, requiring also a password already for the use of the data

input apparatus.

It is apparent that a combination of the precedingly recited step of security is possible.

In accordance with a second aspect of the present invention there is provided an apparatus for authorizing access to a communication line comprising a data input apparatus, an authorization computer connected through a first transmission path to the data input apparatus, a monitor connected to the authorization computer and disposed such that upon reading of an authorization signal on a monitor by a user, the user can enter the authorization signal into the data input apparatus; a receiver unit connectable to the data input apparatus through a line switchable by the authorization computer between the connected state and a disconnected state.

The present invention can be universally employed in the region of data transmission systems. This holds for example also for the Internet and intranets, local area networks LAN, wide area networks WAN, etc.

The system in question can also be employed outside of the classic electronic data processing, for example in connection with physical access controls. For this purpose, the user enters for example his or her personal password on a keyboard, representing a data input apparatus, and located next to a door. The authorization computer checks and verifies this password, possibly also in connection with the access permission to the concrete space at the concrete time. If the respective password is still valid, then the authorization computer provides the transaction authorization number or the comparable password to a handy or to an apparatus conceived for the special door closing system and functionally comparable with the pager. In the following, this transaction authorization number or the comparable password is

entered manually by the user to a keyboard disposed in
proximity of the door and is further transmitted
automatically to the authorization computer. After a
successful verification, a signal is provided by the
5 authorization computer for a release of the
door-locking mechanism. The release can be limited in
time, if desired. The receiver unit can in this
case be of the most simple nature relative to its
technological construction, since the receiver unit
10 only has to process the signal for the release
of the door-locking mechanism in such a way that the
respective electro-mechanical system releases the door
for opening.

Thus, it is possible to construct a system where
15 different persons have different authorizations for
accessing different rooms.

The concrete fields of application comprise, for
example:

computer centers
20 airports
ministries, government offices
customs
border transition points
security regions
25 banks
police and military applications
shielded storage, vaults, bank vaults
garages
parking houses
30 automobiles

The complete system receives its security from the
combination of several different base principles and
factors:

(1) "what you have" (the GSM chip card not to be
35 duplicated), i.e. a physically unique structure which

cannot be transferred without loss.

(2) "what you know" (the PIN of the GSM chip card as well as the own user names in the data input apparatus and/or the authentication server), i.e. know-how which
5 cannot be transferred without intent or by mistake.

(3) DES-encoding and cryptographic authentication in the GSM net itself whereby resistance against listening attacks and manipulating attacks is obtained.

The combination of at least three events, which
10 events by themselves are already very improbable, is necessary for a compromising of the system;

a) physical loss of the handy chip card, of the pager, or a foreign access to the mailbox, to the telefax, to the language output apparatus, or to the
15 audio-delivery unit,

b) giving out of the PIN number of the receiver (for example of the chip card or of the handy) and

c) knowledge of the transmitted transaction authorization number or of the comparable password.

20 An inadvertent coincidence of these factors is nearly excludable, since also in this case the successful attack on the system presupposes the intimate knowledge of the access procedure and of the user identification ID, which is usually not present in
25 case of an attack. In addition, the user has the possibility to block immediately or to have blocked immediately his or her user identification ID at the authentication server upon a loss of his or her chip card.

30 A further advantage of the support of the GSM can be that the user is reachable all the time during the authorization process, i.e. the user can be directly called by the system administrator in case of access problems or doubts in regard to the identity of the user.

35 This solution is associated with the advantage that

the solution is very secure, low cost, and realizable with widely available and secure, conventional hardware.

A further solution according to the present invention comprises that the authorization computer and the receiver unit are present as a single apparatus.

The present invention may be more fully understood from the description of preferred embodiments given below with reference to the accompanying drawings, by way of example only.

Brief Description of the Drawings

In the accompanying drawing, in which are shown several of the various possible embodiments of the present invention:

Fig. 1 is a view of a schematic diagram showing an operational system employing authorization in data transmission.

Description of Invention and Preferred Embodiment

The user sends according to a first step his or her qualifying identification through a data input apparatus 1, together with a request for generating or for selecting a transaction authorization number TAN or a comparable password from a data file, to an authorization computer 2. The authorization computer 2 generates the transaction authorization number TAN or the comparable password or selects the transaction authorization number TAN or the comparable password from a data file according to a second step. The authorization computer 2 sends the transaction authorization number TAN or the comparable password through a different transmission path as compared to the transmission path of the first step to a receiver 3 according to a third step. The user takes this transaction authorization number TAN or the comparable password from the receiver 3 and enters the transaction authorization

number TAN or the comparable password into the data input apparatus 1 according to a fourth step. This transaction authorization number TAN or the comparable password is transmitted again to the authorization computer 2 according to a fifth step. The authorization computer 2 verifies the validity of the transaction authorization number TAN or of the comparable password according to a sixth step, in order to establish a connection between the data input apparatus 1 and a receiver unit 4 according to a seventh step.

The transaction authorization number TAN or the comparable password can be a one-time usable transaction authorization number TAN or a one time usable password. The validity of the transaction authorization number TAN or of the comparable password can be limited to a predefined user time. The validity of the transaction authorization number TAN or of the comparable password can be dependent on a predefined number of the transmitted data files or on a predefined size value of the transmitted data files.

Access to the data input apparatus 1 and/or to the receiver 3 and/or the receiver unit 4 can be protected by a password. The data transmitted from the data input apparatus 1 to the receiver unit 4 or vice versa can be encoded and the data transmitted from the data input apparatus 1 to the authorization computer 2 or vice versa are encoded.

The apparatus for the authorization of data transmission systems includes a data input apparatus 1 serving for entering a qualifying identification of a user into the data input apparatus 1 and for transmitting the qualifying identification and a request for an authorization signal from the data input apparatus 1 to the authorization computer 2 along a first transmission path. The authorization computer 2

5 serves for establishing the authorization signal in the
authorization computer 2, and for sending the
authorization signal from the authorization computer 2
to a monitor 3 along a second transmission path
different as compared to the first transmission path.
The monitor 3 serves for reading the authorization
signal at the monitor 3 by the user. The data input
apparatus 1 further serves for entering the
authorization signal into the data input apparatus 1 by
10 the user and for transmitting the authorization signal
from the data input apparatus 1 to the authorization
computer 2. The authorization computer 2 further serves
for verifying the validity of the authorization signal
in the authorization computer 2 and for establishing a
15 connection between the data input apparatus 1 and the
receiver unit 3 upon verification of the validity of
the authorization signal.

The receiver 3 can be a pager 31 or a handy 32. The
receiver 3 can also be an email address or a net
20 address, a telefax machine 33, or a language output
apparatus or an audio reproduction unit. The language
output apparatus or the audio reproduction unit can be
a loud and audio speaker 34 or a telephone 35.

The receiver 3 can be a radio receiver incorporated
25 into the data input apparatus 1. The radio receiver can
furnish the transaction authorization number TAN or the
comparable password on the display or monitor of the
data input apparatus 1. The radio receiver can include
a user identification element.

30 The user identification element can be a magnetic
card or a chip card. The user identification element
can operate with graphic devices for verifying a finger
print or for a picture identification of the user.

Matching encoding modules can be present in the
35 authorization computer 2 and in the receiver 3.

The receiver element 4 can be a door-locking mechanism.

5 The authorization computer 2 and the receiver unit 4 can be integrated into a single apparatus. The data input apparatus, the authorization computer 2, and the receiver unit 4 can be integrated into one single apparatus.

10 An authorized user actuates a data input apparatus 1. The authorized user enters and sends 101 a request for generating or for selecting and returning a transaction authorization number TAN or a comparable password to an authorization computer 2 along a transmission path 102 from the data input apparatus 1 to the authorization computer 2. The authorization
15 computer 2 generates a transaction signal such as the transaction authorization number TAN or a comparable password. The authorization computer 2 can derive the authorization signal from a random number generator 5 or from a data file contained in the authorization
20 computer 2. The authorization computer 2 knows the telephone number or the data address, for example the email address or net address of the receiver 3 of the user of the data input apparatus 1. The authorization computer 2 sends this transaction authorization number
25 TAN or a comparable password to a monitor representing the receiver 3 along a transmission path 103 from the authorization computer 2 to the monitor or receiver 3. The receiver 3 can be a pager 31 or a handy 32. The receiver 3 however can also be provided as the email
30 address of a mailbox 37 and displayed on a monitor 36, a telefax apparatus 33, or a language output apparatus or audioreproduction unit. The audio-reproduction unit can be a fixedly installed audio speaker 34 or a telephone 35. The language output apparatus can be a
35 computer 38 reconstituting language into sound or text

files.

The monitor can be a radio receiver incorporated into the data input apparatus, wherein the radio receiver furnishes the authorization signal on a display monitor of the data input apparatus. The radio receiver can include a user identification element furnished by an access card such as a magnetic card or a chip card.

The user reads this transaction authorization number or a comparable password from the receiver 3 or hears the transaction authorization number TAN from the language or audio output and enters it manually into the data input apparatus 1. The data input apparatus 1 now transmits the transaction authorization number TAN or the comparable password to the authorization computer 2 along a transmission path from the data input apparatus 1 to the authorization computer 2. The authorization computer 2 verifies if this transaction authorization number TAN or the comparable password are still valid. For this purpose, the authorization computer can be programmed such that the validity of the transaction authorization number or of the comparable password is limited in time between its emission to the receiver 3 and its transmission through the data input apparatus 1. The time period limitation can for example amount to two minutes. If the transaction authorization number TAN or the comparable password are valid, then the authorization computer 2 furnishes a connection from the data input apparatus 1 to the receiver unit 4. Now the user is able to transmit and/or to receive data from the data input apparatus 1 to the receiver unit 4 for the time period this connection is maintained.

It is apparent that these data can be encrypted and encoded for additional security.

It is further conceivable that not only the transaction authorization number TAN or the comparable password have a time limitation with respect to their validity, but that also the time duration of the maintaining of the connection 107, 108 between the data input apparatus 1 and the receiver apparatus 4 is limited in time. Thereby, it can be avoided that a "standing" line is furnished between the data input apparatus 1 and the receiver unit 4, which gain could represent a hole in the security system.

The authorization computer 2 and the receiver unit 4 can be furnished by a single computer. In this case, a first access is performed to a data processing program, which performs the authorization process, including generation and transmission of the transaction authorization number TAN, in the manner precedingly described. The data transmission is then performed as a second step.

The data input apparatus 1, the authorization computer 2 and the receiver unit 4 can even be a single computer. In this case, a first access is performed to a data processing program, which performs the authorization process, including generation and transmission of the transaction authorization number TAN, to the receiver in the way described above. The user obtains full access to or access limited to specific regions of the computer only after authorization.

It will be understood that each of the elements described above, or two or more together, may also find a useful application in other types of authorization processes differing from the types described above.

While the invention has been illustrated and described as embodied in the context of a method for the authorization in data transmission systems, it is

not intended to be limited to the details shown, since various modifications and structural changes may be made without departing in any way from the spirit of the present invention.

5 Without further analysis, the foregoing will so fully reveal the gist of the present invention that others can, by applying current knowledge, readily adapt it for various applications without omitting features that, from the standpoint of prior art,
10 fairly constitute essential characteristics of the generic or specific aspects of this invention.

THE CLAIMS DEFINING THE INVENTION ARE AS FOLLOWS:

1. A method for the authorization of data transmission systems comprising
entering a qualifying identification of a user
5 into a data input apparatus;
transmitting the qualifying identification and a request for an authorization signal from the data input apparatus to an authorization computer along a first transmission path;
10 establishing the authorization signal in the authorization computer;
sending the authorization signal from the authorization computer to a monitor along a second transmission path different as compared to the first
15 transmission path;
reading the authorization signal at the monitor by the user;
entering the authorization signal into the data input apparatus;
20 transmitting the authorization signal from the data input apparatus to the authorization computer.
verifying the validity of the authorization signal in the authorization computer;
establishing a connection between the data input
25 apparatus and a receiver unit upon verification of the validity of the authorization signal.
2. The method according to claim 1 wherein the authorization signal is transmitted from the data input apparatus to the authorization computer along the first
30 transmission path.
3. The method according to claim 1 or 2; further comprising limiting acceptance of the authorization signal during verification of the validity of the authorization signal by the authorizing computer to a predefined number
35 of times.

4. The method according to any one of the preceding claims, further comprising limiting acceptance of the authorization signal during verification of the validity of the authorization signal by the authorizing computer to a predefined user time.

5. The method according to any one of the preceding claims, further comprising limiting acceptance of the authorization signal during verification of the validity of the authorization signal by the authorizing computer depending on a predefined number of data files being transmitted.

6. The method according to any one of the preceding claims, further comprising limiting acceptance of the authorization signal during verification of the validity of the authorization signal by the authorizing computer depending on a predefined size value of data files being transmitted.

7. The method according to any one of the preceding claims further comprising employing a password for allowing accessing a member selected from the group consisting of the data input apparatus, the monitor, and the receiver unit.

8. The method according to any one of the preceding claims, further comprising encoding the data transmitted from the data input apparatus to the receiver unit and vice versa.

9. The method according to any one of the preceding claims, further comprising encoding the data transmitted from the data input apparatus to the authorization computer and vice versa.

10. A method for the authorization of data transmission systems employing a transaction authorization number (TAN) or a comparable password, wherein a user sends according to a first step his or her qualifying identification through a data input apparatus,

together with a request for generating or for selecting a transaction authorization number TAN or a comparable password from a data file, to an authorization computer, wherein the authorization computer generates the

5 transaction authorization number TAN or the comparable password or selects the transaction authorization number TAN or the comparable password from a data file according to a second step, wherein the authorization computer sends the transaction authorization number TAN or the

10 comparable password through a different transmission path as compared to the transmission path of the first step to a receiver according to a third step, wherein the user takes this transaction authorization number TAN or the comparable password from the receiver and enters the

15 transaction authorization number TAN or the comparable password into the data input apparatus according to a fourth step, wherein this transaction authorization number TAN or the comparable password is transmitted again to the authorization computer according to a fifth step,

20 wherein the authorization computer verifies the validity of the transaction authorization number TAN or of the comparable password according to a sixth step, in order to establish a connection between the data input apparatus and a receiver unit according to a seventh step.

25 11. The method according to claim 10, wherein the transaction authorization number TAN or the comparable password is a one-time usable transaction authorization number TAN or a one time usable password; wherein the validity of the transaction authorization number TAN or of

30 the comparable password is limited to a predefined user time; wherein the validity of the transaction authorization number TAN or of the comparable password is dependent on a predefined number of the transmitted data files; wherein the validity of the transaction authorization number TAN or

35 of the comparable password is dependent on a predefined

size value of the transmitted data files.

12. The method according to claim 10, wherein
access to the data input apparatus and/or to the receiver
and/or the receiver unit is protected by a password;
5 wherein the data transmitted from the data input apparatus
to the receiver unit or vice versa are encoded; wherein the
data transmitted from the data input apparatus to the
authorization computer or vice versa are encoded.

13. An apparatus for authorizing access to a
10 communication line comprising a data input apparatus;
an authorization computer connected through a first
transmission path to the data input apparatus; a monitor
connected to the authorization computer and disposed such
that upon reading of an authorization signal on a monitor
15 by a user, the user can enter the authorization signal into
the data input apparatus; a receiver unit connectable to
the data input apparatus through a line switchable by the
authorization computer between a connected state and a
disconnected state.

20 14. The apparatus according to claim 13, wherein the
monitor is a member selected from the group consisting of
a pager, a handy, an email address, a net address, a
telefax machine, a language output apparatus, an audio
reproduction unit, a radio receiver, and a telephone.

25 15. The apparatus according to claim 13 or 14,
wherein the monitor is a radio receiver incorporated into
the data input apparatus, wherein the radio receiver
furnishes the authorization signal on a display monitor of
the data input apparatus.

30 16. The apparatus according to any one of claims
13-15 wherein the radio receiver includes a user
identification element furnished by a member selected from
the group consisting of a magnetic card reader, a chip card
reader, a graphic device for finger-print identification,
35 and a graphic device for picture identification.

17. The apparatus according to any one of claims 13-16 comprising a first encoding module present in the authorization computer; a second encoding module present in the monitor, wherein an encoding provided by the first
5 encoding module matches an encoding of the second encoding module.

18. The apparatus according to any one of claims 13-17, wherein the receiver unit furnishes a door-locking mechanism.

10 19. The apparatus according to any one of claims 13-18, wherein the authorization computer and the receiver unit are integrated into a single apparatus.

20. The apparatus according to any one of claims 13-19, wherein the data input apparatus, the authorization
15 computer, and the receiver unit are integrated into one single apparatus.

21. The apparatus according to any one of claims 13-20, wherein the data input apparatus serves for entering a qualifying identification of a user into the data input
20 apparatus and for transmitting the qualifying identification and a request for an authorization signal from the data input apparatus to the authorization computer along a first transmission path; wherein the authorization computer serves for establishing the authorization signal
25 in the authorization computer, and for sending the authorization signal from the authorization computer to a monitor along a second transmission path different as compared to the first transmission path; wherein the monitor serves for reading the authorization signal at the
30 monitor by the user; wherein the data input apparatus further serves for entering the authorization signal into the data input apparatus by the user and for transmitting the authorization signal from the data input apparatus to the authorization computer; wherein the authorization
35 computer further serves for verifying the validity of the

authorization signal in the authorization computer and for establishing a connection between the data input apparatus and the receiver unit upon verification of the validity of the authorization signal.

5 22. A method for authorization of data transmission systems substantially as herein described with reference to the accompanying drawing.

 23. An apparatus for authorizing access to a communication line substantially as herein described with
10 reference to the accompanying drawing.

Dated this 22nd day of April 1998

KIM SCHMITZ

15

By his Patent Attorney

GRIFFITH HACK

ABSTRACT OF THE DISCLOSURE

The invention relates to a method and to a device for the authorization in data transmission systems employing a transaction authorization number (TAN) or a comparable password. According to a first step, the user sends a qualifying identification of the data input apparatus together with a request for the generation or for the selection of a transaction authorization number TAN or of comparable password from a data file from the data input apparatus to an authorization computer. In a second step the authorization computer generates the transaction authorization number TAN or the comparable password or selects them from a data file. According to a third step, the authorization computer sends the transaction authorization number TAN or the comparable password over a second transmission path different from the first transmission path to a monitor, for example a handy or a pager. According to a fourth step, the user reads this transaction authorization number TAN or the comparable password from the receiver and enters the transaction authorization number TAN or the comparable password into the data input apparatus. According to a fifth step, this transaction authorization number TAN or the comparable password is transmitted to the authorization computer. According to a sixth step, the authorization computer verifies the validity of the transaction-authorization number TAN or of the comparable password in order to establish or switch free, according to a seventh step, a connection between the data input apparatus and the receiver unit.

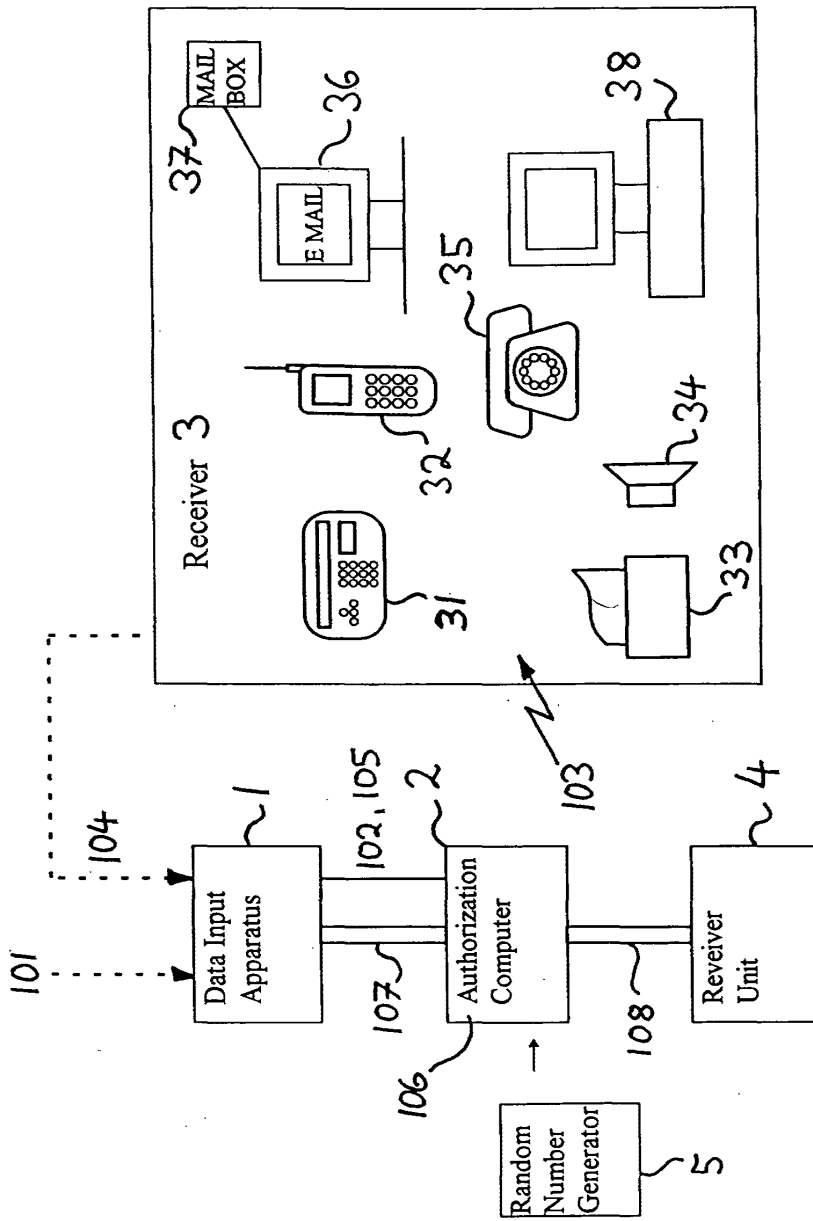


Fig. 1



(12) **EUROPÄISCHE PATENTANMELDUNG**

(43) Veröffentlichungstag:
04.11.1998 Patentblatt 1998/45

(51) Int. Cl.⁶: **G07F 19/00, G07F 7/10,
G07C 9/00**

(21) Anmeldenummer: **98100688.5**

(22) Anmeldetag: **16.01.1998**

(84) Benannte Vertragsstaaten:
**AT BE CH DE DK ES FI FR GB GR IE IT LI LU MC
NL PT SE**
Benannte Erstreckungsstaaten:
AL LT LV MK RO SI

(72) Erfinder: **Schmitz, Kim
80539 München (DE)**

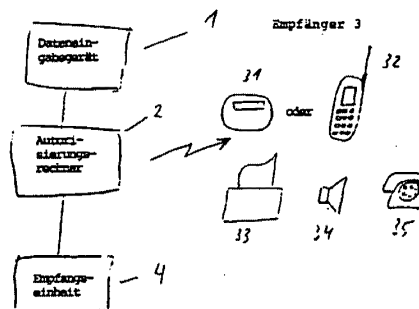
(74) Vertreter:
**Freiherr von Gravenreuth, Günter, Dipl.-Ing. (FH)
Schwanthalerstrasse 3
80336 München (DE)**

(30) Priorität: **29.04.1997 DE 19718103**

(71) Anmelder: **Schmitz, Kim
80539 München (DE)**

(54) **Verfahren zur Autorisierung in Datenübertragungssystemen**

(57) Die Erfindung betrifft ein Verfahren und eine Vorrichtung zur Autorisierung in Datenübertragungssystemen unter Verwendung einer Transaktionsnummer (TAN) oder eines vergleichbaren Paßworts, wobei der Benutzer in einem 1. Schritt über ein Dateneingabegerät seine Identifizierung und/oder eine Identifizierungskennung des Dateneingabegeräts zusammen mit der Aufforderung zur Generierung oder zur Auswahl einer TAN oder ein vergleichbares Paßwort aus einer Datei an einen Autorisierungsrechner sendet, in einem 2. Schritt der Autorisierungsrechner die TAN oder das vergleichbare Paßwort generiert oder aus einer Datei auswählt, in einem 3. Schritt der Autorisierungsrechner die TAN oder das vergleichbare Paßworts über einen anderen Übertragungsweg als in Schritt 1 an einen Empfänger (z. B. Handy oder Pager) sendet, in einem 4. Schritt der Benutzer diese TAN oder das vergleichbare Paßwort von dem Empfänger übernimmt und in das Dateneingabegerät eingibt, in einem 5. Schritt diese TAN oder das vergleichbare Paßwort wieder an den Autorisierungsrechner übermittelt wird, in einem 6. Schritt der Autorisierungsrechner die Gültigkeit der TAN oder des vergleichbaren Paßworts prüft, um dann in einem 7. Schritt einen Verbindungsaufbau zwischen dem Dateneingabegerät und einer Empfangseinheit herzustellen oder freizuschalten.



EP 0 875 871 A2

Beschreibung

Die Erfindung betrifft ein Verfahren zur Autorisierung in Datenübertragungssystemen.

Es ist bekannt, daß beim Telebanking der Benutzer neben seinem permanenten Passwort (PIN) für jede einzelne Transaktion noch zusätzlich eine Transaktionsnummer (TAN) benötigt. Derartige TAN's werden in größeren Blöcken dem Benutzer mit der Post übermittelt. Es besteht daher das Risiko, daß Dritte von derartigen TAN's Kenntnis erlangen und in Verbindung mit dem Passwort einen Mißbrauch vornehmen können. Das Risiko wird dadurch erhöht, daß derartige TAN's faktisch eine zeitlich unbegrenzte Gültigkeit besitzen.

Bekannt sind ferner Call-Back-Systeme, bei denen das angerufene System sich durch einen Rückruf bei einer im Regelfall gespeicherten Nummer vergewissert, daß das anrufende System autorisiert ist und nicht ein fremdes System sich für ein berechtigtes System ausgibt. Der Nachteil der Call-Back-Systeme besteht darin, daß ein unbefugter Benutzer, welcher sich aus einer beliebigen Quelle einen funktionalen Zugang zu dem berechtigten anrufenden System verschafft hat, unter dieser rechtswidrig erlangten Berechtigung problemlos arbeiten kann, da das Call-Back-System nur überprüft, ob es von einem grundsätzlich berechtigten System aus angerufen wurde.

Der Erfindung liegt die Aufgabe zugrunde ein Verfahren zur Autorisierung in der Datenübertragung zu schaffen, in dem die Sicherheit erhöht wird. Dieses Verfahren wird erfindungsgemäß durch den kennzeichnenden Teil des Anspruchs 1) gelöst.

Drahtlose Telekommunikationsgeräte wie beispielsweise Handys oder Pager besitzen oft die Möglichkeit, kurze (alpha-)numerische Nachrichten (z. B. der Short Message Service = SMS-Dienst) zu empfangen und auf ihrem Display anzuzeigen. Die vorliegende Erfindung nutzt diese Möglichkeit, um eine TAN oder ein vergleichbares Passwort zu übermitteln.

Nach der vorliegenden Erfindung übermittelt der Benutzer über ein Dateneingabegerät seine Identifizierung (User-ID, Passwort o. ä.) und/oder eine Identifizierungs-Kennung des Dateneingabegeräts zusammen mit einer Aufforderung zur Generierung einer TAN (oder eines vergleichbaren Passworts) an einen Rechner, welcher den Autorisierungsvorgang übernimmt und nachfolgend kurz Autorisierungsrechner genannt wird. In diesem Autorisierungsrechner wird durch einen Zufalls-generator eine alphanumerische oder nur numerische TAN (oder eine vergleichbares Passwort) errechnet oder einer Datei entnommen. Dann wird von dem Autorisierungsrechner parallel zur bestehenden Verbindung mit dem Dateneingabegerät, über einen anderen Übertragungsweg diese TAN (oder ein vergleichbares Passwort) an einen Empfänger übermittelt. Dieser Empfänger kann beispielsweise

a) ein Funkempfänger mit einem Display oder

Monitor wie z. B. ein Handy, ein Pager (z. B. einen Cityruf-Empfänger),

b) eine speziell gestaltete Empfangskarte innerhalb des Dateneingabegerätes, welche über Funk oder eine feste Verdrahtung angesprochen wird,
c) eine Mailbox,
d) ein Telefax- oder
e) ein Sprachausgabegerät wie ein fest installierter Lautsprecher oder ein (Sprach-)Telefon

sein. Hierzu verfügt der Autorisierungsrechner über die erforderliche(n) Telefon-, Funkruf- oder Faxnummern, E-Mail- oder Netzadresse(n). Die diesbezüglichen Daten sind üblicherweise im Autorisierungsrechner gespeichert. Es ist jedoch möglich, daß der Autorisierungsrechner seinerseits sich diese Daten aus einer Datenbank holt, welche sich auf einem anderen Rechner befindet. Insoweit kann auch der Autorisierungsrechner unter Verwendung des erfindungsgemäßen Verfahrens von sich aus einen Zugriff auf diesen anderen Rechner tätigen.

Der berechnete TAN (oder das vergleichbare Passwort) kann die ihm so übermittelte TAN (oder das vergleichbare Passwort) manuell in sein Dateneingabegerät eingeben und wieder an den Autorisierungsrechner versenden. Bei automatisierten Verfahren erfolgt erfindungsgemäß eine automatische Übertragung der TAN (oder des vergleichbaren Passworts). Der Autorisierungsrechner überprüft nunmehr die Übereinstimmung zwischen allen (von ihm vergebenen) gültigen TAN's (oder vergleichbaren Passwörtern) und ermöglicht nach dieser Autorisierungsprüfung eine Freigabe des Datenflusses zwischen dem Dateneingabegerät und einer Empfangseinheit.

Bei der TAN (oder dem vergleichbaren Passwort) kann es sich um eine nur einmal verwendbare TAN handeln. Es sind jedoch auch andere Begrenzungen wie die Benutzerzeit und/oder die Zahl oder Größe der übertragenen Dateien für die Gültigkeit der TAN (oder des vergleichbaren Passworts) denkbar.

Nach dem in vorgenannter Weise autorisierten Verbindungsaufbau können nunmehr Daten von dem Dateneingabegerät an die Empfangseinheit (oder umgekehrt; Vollduplex) übermittelt werden.

Es liegt auf der Hand, daß zur zusätzlichen Sicherheit diese Daten auch verschlüsselt werden können.

Sowohl das Dateneingabegerät, als auch der Autorisierungsrechner und die Empfangseinheit können normale (Personal-)Computer sein. Die Erfindung arbeitet plattformunabhängig, d. h. sie ist unabhängig von Prozessortypen, Betriebssystemen und/oder Steuerelektroniken (z. B. der Empfangseinheit) und/oder Input/Output-Einheiten (z. B. des Dateneingabegeräts und der Empfangseinheit).

Die Sicherheit dieses Systems liegt darin, daß nur bei einer Autorisierung der Geräte eine Datenübertragung von dem Dateneingabegerät an die Empfangseinheit durch den Autorisierungsrechner freigeschaltet wird. Dies wird durch den Einsatz getrennter Übertra-

gungswege zwischen dem Dateneingabegerät und dem Autorisierungsrechner einseits und dem Autorisierungsrechner und der TAN-Übertragung andererseits, erreicht. Insoweit unterscheidet sich die Erfindung von Call-Back-Systemen bei denen nur eine Überprüfung zwischen dem Dateneingabegerät und dem Autorisierungsrechner erfolgt.

Das erfindungsgemäße Verfahren ermöglicht verschiedenste Sicherheitsstufen.

Auf dem niedrigsten erfindungsgemäßen Sicherheitsniveau wird in dem Dateneingabegerät als Empfänger ein Funkempfänger beispielsweise in Form einer Steckkarte eingebaut, so daß nur mit diesem konkreten Gerät eine Datenübertragung an die Empfangseinheit möglich ist. Zur Erhöhung dieser Sicherheit kann vorgesehen werden, daß dieser Funkempfänger nur mit einem Benutzer-Identifizierungselement, beispielsweise einer Magnet- oder Chipkarte betrieben werden kann. Das Benutzer-Identifizierungselement kann auch mit grafischen Methoden wie Überprüfung eines Fingerabdruckes oder Bildidentifizierung des Benutzers arbeiten.

Die weitere erfindungsgemäße Sicherheitsstufe besteht darin, daß der Autorisierungsrechner die TAN (oder das vergleichbare Paßwort) an einen Pager oder ein vergleichbares Gerät übermittelt. In diesem Fall erfolgt eine Autorisierung nur dann, wenn das Dateneingabegerät und der Pager im Zugriff derselben Person sind. Nur dann ist es möglich, daß die auf dem Display des Pagers angezeigte TAN (oder ein vergleichbares Paßwort) in das Dateneingabegerät eingegeben und von dort wieder an den Autorisierungsrechner übermittelt wird.

Auf einen Pager übermittelte Daten können bekannterweise jedoch abgehört werden. Eine weitere erfindungsgemäße Sicherheitsstufe kann in der Weise erzielt werden, daß im Autorisierungsrechner und im Pager übereinstimmende Verschlüsselungs-Module im Einsatz sind.

Anstelle des Pagers oder Handys kann auch in erfindungsgemäßer Weise ein anderes Empfangsgerät vorgesehen sein. Dies kann eine Mailbox, ein Telefax oder ein Sprachausgabegerät sein. Als Sprachausgabegerät sind erfindungsgemäß fest installierte Lautsprecher oder die Übertragung der Sprache auf einen definierten Telefonanschluß möglich. Bei den Sprachausgabengeräten erfolgt eine sprachliche Ausgabe der TAN (oder des vergleichbaren Paßworts).

Es liegt auf der Hand, daß auch die Übertragung auf derartige Empfangsgeräte verschlüsselt werden kann.

Wenn anstelle eines Pagers ein Handy, insbesondere ein GSM-Handy, im Einsatz ist, dann kann man infolge der Verschlüsselung der diesbezüglichen Übertragungstechnik erfindungsgemäß auf weitere Verschlüsselungsmechanismen verzichten. In diesem Fall erfolgt die Anzeige der TAN (oder des vergleichbaren Paßworts) auf dem Display des Handys.

Eine weitere erfindungsgemäße Sicherheitsstufe kann dadurch erreicht werden, daß zwischen dem Dateneingabegerät und dem Autorisierungsrechner eine Verbindung nur dann aufgebaut wird, wenn über das Dateneingabegerät ein entsprechendes Paßwort übermittelt wird. Dieses Paßwort kann erfindungsgemäß eine wesentlich längere zeitliche Gültigkeit besitzen als die TAN.

Eine weitere erfindungsgemäße Sicherheitsstufe kann dadurch erreicht werden, daß bereits zur Benutzung des Dateneingabegerätes ebenfalls ein Paßwort erforderlich ist.

Es liegt auf der Hand, daß eine Kombination der vorgenannten Sicherheitsstufen möglich ist.

Die Erfindung ist universell im Bereich der Datenübertragungssysteme einsetzbar. Dies gilt beispielsweise auch für das Internet und Intra-Netze, Local-Area-Networks (LAN), Wide-Area-Networks (WAN) etc..

Das fragliche System ist auch außerhalb der klassischen EDV beispielsweise bei physischen Zugangskontrollen einsetzbar. Der Benutzer gibt hierzu beispielsweise auf einer in Türnähe angebrachten Tastatur (= Dateneingabegerät) sein persönliches Paßwort ein. Der Autorisierungsrechner prüft dieses Paßwort, ggfs. auch in Verbindung mit der Zugangsberechtigung zu dem konkreten - zur konkreten Zeit - Raum. Wenn das betreffende Paßwort (noch) gültig ist, übermittelt der Autorisierungsrechner an ein Handy oder ein für das spezielle Türschließ-System konzipierte, funktional mit einem Pager vergleichbares Gerät, die TAN (oder das vergleichbare Paßwort). Anschließend wird diese TAN (oder das vergleichbare Paßwort) vom Benutzer manuell über die in Türnähe angebrachte Tastatur eingegeben und automatisch an den Autorisierungsrechner weitergeleitet. Nach erfolgreicher Überprüfung erfolgt vom Autorisierungsrechner ein Signal für die Freigabe des Türschließ-Mechanismus. Diese Freigabe kann ggfs. zeitlich begrenzt sein. Die Empfangseinheit kann in diesem Fall in technischer Hinsicht einfachster Natur sein, da sie nur das Signal für die Freigabe des Türschließ-Mechanismus so verarbeiten muß, daß die betreffende Elektro-Mechanik die Türe zum Öffnen freigibt.

So ist es möglich ein System aufzubauen, bei dem unterschiedliche Personen unterschiedliche Berechtigung zur Betretung verschiedener Räume haben.

Die konkreten Anwendungsfelder umfassen, z.B.:

- Rechenzentren
- Flughäfen
- Ministerien
- Zoll
- Grenzübergänge
- Sicherheitsbereiche
- Banken
- Tresore
- Garagen

- Parkhäuser
- Autos

Das gesamte System erhält seine Sicherheit aus der Kombination mehrerer unterschiedlicher Basisprinzipien und Faktoren:

(1) "what-you-have" (die nicht zu duplizierende (GSM-)Chipkarte), also ein physisches Unikat, das nicht verlustfrei weitergegeben werden kann.

(2) "what-you-know" (die PIN der GSM-Chipkarte sowie den eigenen Benutzernamen im Dateneingabegerät und/oder Authentifizierungsserver), also Know-How, das nicht unabsichtlich oder versehentlich weitergegeben werden kann

(3) DES-Verschlüsselung und kryptografische Authentifikation im GSM-Netz selbst, dadurch Resistenz gegen Abhör- und Manipulationsangriffe

Dadurch ist zur Kompromittierung des Systems die Kombination mindestens dreier - jeweils für sich schon sehr unwahrscheinlicher - Ereignisse vonnöten:

- a) physischer Verlust der (Handy-)Chipkarte, des Pagers oder ein fremder Zugriff auf die Mailbox, das Telefax-oder, Sprachausgabegerät,
- b) Herausgabe der PIN des Empfängers (z. B. von der Chipkarte oder des Handy) und
- c) Kenntnis der übermittelten TAN oder des vergleichbaren Paßwortes.

Ein versehentliches Zusammentreffen dieser Faktoren ist nahezu auszuschließen, zumal auch in diesem Fall der erfolgreiche Angriff auf das System die intime Kenntnis des Zugangsverfahrens und der Benutzer-ID voraussetzt, die bei einem Angriff im Normalfall nicht gegeben ist. Außerdem hat der Nutzer die Möglichkeit, seine Benutzer-ID bei Verlust seiner Chipkarte beim Authentifizierungsserver sofort zu sperren oder sperren zu lassen.

Ein weiterer Vorteil der Abstützung auf GSM besteht darin, daß der Benutzer während des Autorisierungsvorganges jederzeit erreichbar ist, also z.B. bei Zugangsproblemen oder Zweifeln an seiner Identität vom Systembetreuer direkt angerufen werden kann.

Diese Lösung hat den Vorteil, daß sie sehr sicher, kostengünstig und mit herkömmlicher, weit verbreiteter und sicherer Hardware realisierbar ist.

Eine weitere erfindungsgemäße Lösung besteht darin, daß Autorisierungsrechner und Empfangseinheit ein Gerät sind.

Weitere Vorteile und Anwendungsmöglichkeiten der Erfindung ergeben sich aus dem nachfolgend benannten Ausführungsbeispiel in Verbindung mit der Zeichnung.

Ein berechtigter Benutzer betätigt ein Dateneingabegerät 1). Hierüber sendet er die Aufforderung zur Generierung oder Auswahl und Rücksendung einer TAN (oder eines vergleichbaren Paßwortes) an einen Autorisierungsrechner 2). Der Autorisierungsrechner 2) generiert die TAN (oder ein vergleichbares Paßwort). Dem Autorisierungsrechner 2) ist die Rufnummer oder Datenadresse, z. B. die E-Mail- oder Netz-Adresse des Empfängers (3) des Benutzers des Dateneingabegerätes 1) bekannt. Er sendet an einen Empfänger 3) (nicht näher dargestellt) diese TAN (oder ein vergleichbares Paßwort). Der Empfänger 3) kann ein Pager 31) oder ein Handy 32) sein. Der Empfänger 3) kann jedoch auch die E-Mail-Adresse einer Mailbox (nicht dargestellt), ein Telefax-Gerät 33) oder ein Sprachausgabegerät sein. Das Sprachausgabegerät kann ein fest installierter Lautsprecher 34) oder ein Telefon 35) sein. Der Benutzer läßt diese TAN (oder ein vergleichbares Paßwort) vom Empfänger 3) ab oder hört sie von der Sprachausgabe und gibt sie manuell in das Dateneingabegerät 1) ein. Das Dateneingabegerät 1) übermittelt nunmehr die TAN (oder ein vergleichbares Paßwort) an den Autorisierungsrechner 2). Der Autorisierungsrechner 2) überprüft, ob diese TAN (oder das vergleichbare Paßwort) noch gültig ist. Zu diesem Zweck kann der Autorisierungsrechner so programmiert sein, daß die Gültigkeit der TAN (oder des vergleichbaren Paßwortes) zwischen ihrer Versendung an den Empfänger 3) und ihre Übermittlung über das Dateneingabegerät 1) zeitlich begrenzt ist. Die zeitliche Begrenzung kann beispielsweise zwei Minuten betragen. Wenn die TAN (oder das vergleichbare Paßwort) gültig ist, dann stellt der Autorisierungsrechner 2) eine Verbindung zu einer Empfangseinheit 4) her. Nunmehr ist der Benutzer für die Dauer der Aufrechterhaltung dieser Verbindung in der Lage, Daten vom Dateneingabegerät 1) an die Empfangseinheit 4) zu übermitteln und/oder zu empfangen.

Es liegt auf der Hand, daß diese Daten zur weiteren Sicherung verschlüsselt werden können.

Denkbar ist ferner, daß nicht nur die TAN (oder das vergleichbare Paßwort) hinsichtlich ihrer Gültigkeit eine zeitliche Begrenzung hat, sondern daß auch die Dauer der Aufrechterhaltung der Verbindung zwischen dem Dateneingabegerät 1) und der Empfangseinheit 4) zeitlich begrenzt ist. Hierdurch kann vermieden werden, daß eine "Standleitung" zwischen dem Dateneingabegerät 1) und der Empfangseinheit 4) hergestellt wird, was wiederum eine Sicherheitslücke darstellen könnte.

Der Autorisierungsrechner 2) und die Empfangseinheit 4) können ein einziger Computer sein. In diesem Fall erfolgt ein erster Zugriff auf ein Datenverarbeitungsprogramm, welches den Autorisierungsvorgang (Generierung und Übermittlung der TAN) in vorgenannter Weise durchführt. In einem zweiten Schritt erfolgt dann die Datenübertragung.

Es können sogar das Dateneingabegerät (1), der Autorisierungsrechner 2) und die Empfangseinheit 4) ein einziger Computer sein. In diesem Fall erfolgt ein

erster Zugriff auf ein Datenverarbeitungsprogramm, welches den Autorisierungsvorgang (Generierung und Übermittlung der TAN an den Empfänger) in vorgenannter Weise durchführt. Erst nach der Autorisierung erhält der Benutzer einen vollen oder auf gewisse Bereiche beschränkten Rechnerzugang.

Bezugszeichenliste

Dateneingabegerät	1)
Autorisierungsrechner	2)
Empfänger	3)
Pager	31)
Handy	32)
Telefax-Gerät	33)
Lautsprecher	34)
Telefon	35)
Empfangseinheit	4)

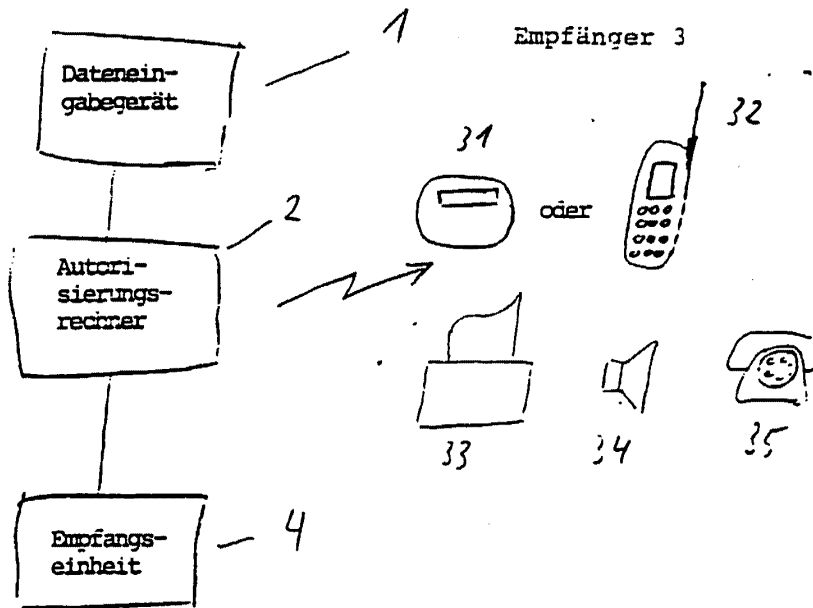
Patentansprüche

- Verfahren zur Autorisierung in Datenübertragungssystemen unter Verwendung einer Transaktionsnummer (TAN) oder eines vergleichbaren Paßworts, dadurch gekennzeichnet,
 - daß der Benutzer in einem 1. Schritt über ein Dateneingabegerät (1) seine Identifizierung und/oder eine Identifizierungs-Kennung des Dateneingabegeräts (1) zusammen mit der Aufforderung zur Generierung oder zur Auswahl einer TAN oder eines vergleichbaren Paßworts aus einer Datei an einen Autorisierungsrechner (2) sendet,
 - daß in einem 2. Schritt der Autorisierungsrechner (2) die TAN oder das vergleichbare Paßwort generiert oder aus einer Datei auswählt,
 - daß in einem 3. Schritt der Autorisierungsrechner (3) die TAN oder das vergleichbare Paßwort über einen anderen Übertragungsweg als in Schritt 1 an einen Empfänger (3) sendet,
 - daß in einem 4. Schritt der Benutzer diese TAN oder das vergleichbare Paßwort von dem Empfänger (3) übernimmt und in das Dateneingabegerät (1) eingibt,
 - daß in einem 5. Schritt diese TAN oder das vergleichbare Paßwort wieder an den Autorisierungsrechner (2) übermittelt wird,
 - daß in einem 6. Schritt der Autorisierungsrechner (2) die Gültigkeit der TAN oder des vergleichbaren Paßworts prüft, um dann
 - in einem 7. Schritt einen Verbindungsaufbau zwischen dem Dateneingabegerät (1) und einer Empfangseinheit (4) herzustellen oder freizuschalten.
- Verfahren nach Anspruch 1), dadurch gekennzeichnet, daß es sich um eine nur einmal verwend-

bare TAN oder eine vergleichbares Paßwort handelt.

- Verfahren nach einem oder mehreren der Ansprüche 1) bis 2), dadurch gekennzeichnet, daß die Gültigkeit der TAN oder des vergleichbaren Paßworts eine vordefinierte Benutzerzeit ist.
- Verfahren nach einem oder mehreren der Ansprüche 1) bis 3), dadurch gekennzeichnet, daß die Gültigkeit der TAN oder des vergleichbaren Paßworts von einer vordefinierten Anzahl der übertragenen Dateien abhängig ist.
- Verfahren nach einem oder mehreren der Ansprüche 1) bis 4), dadurch gekennzeichnet, daß die Gültigkeit der TAN oder des vergleichbaren Paßworts von einer vordefinierten Größe der übertragenen Dateien abhängig ist.
- Verfahren nach einem oder mehreren der Ansprüche 1) bis 5), dadurch gekennzeichnet, daß der Zugriff auf das Dateneingabegerät (1) und/oder der Empfänger (3) und/oder die Empfangseinheit (4) durch ein Passwort geschützt ist.
- Verfahren nach einem oder mehreren der Ansprüche 1) bis 6), dadurch gekennzeichnet, daß die von dem Dateneingabegerät (1) an die Empfangseinheit(4) oder umgekehrt übermittelten Daten verschlüsselt sind.
- Verfahren nach einem oder mehreren der Ansprüche 1) bis 7), dadurch gekennzeichnet, daß die von dem Dateneingabegerät (1) an den Autorisierungsrechner (2) oder umgekehrt übermittelten Daten verschlüsselt sind.
- Vorrichtung zur Ausführung des Verfahrens nach einem oder mehreren der Ansprüche 1) bis 8), dadurch gekennzeichnet, daß der Empfänger 3) ein Pager (31) ist.
- Vorrichtung zur Ausführung des Verfahrens nach einem oder mehreren der Ansprüche 1) bis 8), dadurch gekennzeichnet, daß der Empfänger 3) ein Handy (32) ist.
- Vorrichtung zur Ausführung des Verfahrens nach einem oder mehreren der Ansprüche 1) bis 8), dadurch gekennzeichnet, daß der Empfänger 3) ein Telefax (33) ist.
- Vorrichtung zur Ausführung des Verfahrens nach einem oder mehreren der Ansprüche 1) bis 8), dadurch gekennzeichnet, daß der Empfänger 3) eine E-Mail- oder Netzwerkadresse ist.

13. Vorrichtung zur Ausführung des Verfahrens nach einem oder mehreren der Ansprüche 1) bis 8), dadurch gekennzeichnet, daß der Empfänger 3) ein Sprachausgabegerät ist. 5
14. Vorrichtung nach Anspruch 11), dadurch gekennzeichnet, daß das Sprachausgabegerät ein Lautsprecher (34) ist. 10
15. Vorrichtung nach Anspruch 11), dadurch gekennzeichnet, daß das Sprachausgabegerät ein Telefon (35) ist. 15
16. Vorrichtung zur Ausführung des Verfahrens nach einem oder mehreren der Ansprüche 1) bis 13), dadurch gekennzeichnet, daß der Empfänger (3) eine im Dateneingabegerät (1) eingebaute Funkempfänger ist, welcher die TAN oder das vergleichbare Paßwort auf dem Display oder Monitor des Dateneingabegeräts (1) ausgibt. 20
17. Vorrichtung nach Anspruch 14), dadurch gekennzeichnet, daß der Funkempfänger ein Benutzer-Identifizierungselement besitzt. 25
18. Vorrichtung nach Anspruch 15), dadurch gekennzeichnet, daß das Benutzer-Identifizierungselement eine Magnet- oder Chipkarte ist. 30
19. Vorrichtung nach Anspruch 15), dadurch gekennzeichnet, daß das Benutzer-Identifizierungselement mit grafischen Einrichtungen zur Überprüfung eines Fingerabdruckes oder zu einer Bildidentifizierung des Benutzers arbeitet. 35
20. Vorrichtung zur Ausführung des Verfahrens nach einem oder mehreren der Ansprüche 1) bis 17), dadurch gekennzeichnet, daß im Autorisierungsrechner (2) und im Empfänger (3) übereinstimmende Verschlüsselungs-Module vorhanden sind. 40
21. Vorrichtung zur Ausführung des Verfahrens nach einem oder mehreren der Ansprüche 1) bis 18), dadurch gekennzeichnet, daß die Empfangseinheit (4) ein Türschließ-Mechanismus ist. 45
22. Vorrichtung zur Ausführung des Verfahrens nach einem oder mehreren der Ansprüche 1) bis 19), dadurch gekennzeichnet, daß der Autorisierungsrechner (2) und die Empfangseinheit (4) in einem Gerät integriert sind. 50
23. Vorrichtung zur Ausführung des Verfahrens nach einem oder mehreren der Ansprüche 1) bis 19), dadurch gekennzeichnet, daß das Dateneingabegerät, der Autorisierungsrechner (2) und die Empfangseinheit (4) in einem Gerät integriert sind. 55





Scetor
PATENT

Case Docket No. APRILS.001A
Date: June 16, 2000

44

IN THE UNITED STATES PATENT AND TRADEMARK OFFICE

Applicants : Engberg, et al.
App. No. : 09/519,829
Filed : March 6, 2000
For : USE OF PERSONAL
COMMUNICATION
DEVICES FOR USER
AUTHENTICATION
Group Art Unit : 2777

I hereby certify that this correspondence and all marked attachments are being deposited with the United States Postal Service as first class mail in an envelope addressed to: Assistant Commissioner for Patents, Washington, D.C. 20231, on

June 16, 2000

(Date)

Alexander Franco, Reg. No. 45,753

TRANSMITTAL LETTER

**ASSISTANT COMMISSIONER FOR PATENTS
WASHINGTON, D.C. 20231**

ATTENTION: BOX MISSING PARTS

Dear Sir:

In response to the Notice to File Missing Parts of Application Under 37 CFR 1.53(f), which was mailed by the Office on April 14, 2000, enclosed are the following documents:

- (X) An executed Declaration by Inventor(s);
- (X) A Power of Attorney Form and Copy of Assignment;
- (X) A verified statement to establish small entity status under 37 CFR 1.9 and 1.27;
- (X) A Notice to File Missing Parts;
- (X) An extension of time to respond for 1 month is hereby requested;
- (X) A check in the amount of \$669.00 to cover the fees; and
- (X) A return prepaid postcard.

KNOBBE, MARTENS, OLSON & BEAR, LLP
620 NEWPORT CENTER DR. 16TH FLOOR NEWPORT BEACH, CA 92660
(949) 760-0404 FAX (949) 760-9502

06/21/2000 TTRAH1 00000090 09519829 55.00 0P
06 FC:215

PATENT

Case Docket No. APRILS.001A

Date: June 16, 2000

Fees as calculated below:

Time Extension Fee:

<input checked="" type="checkbox"/>	one month	(\$55 small entity)
<input type="checkbox"/>	two months	(\$190 small entity)
<input type="checkbox"/>	three months	(\$435 small entity)

FILING FEE UNPAID AT TIME OF FILING	\$ 549.00
-------------------------------------	-----------

FEE FOR EXTENSION OF TIME (SMALL ENTITY) 1 month	\$ 55.00
---	----------

SURCHARGE 37 CFR 1.16(e)	\$ + 65.00
--------------------------	------------

TOTAL FEES SUBMITTED HEREWITH	\$ 669.00
-------------------------------	-----------

The Commissioner is hereby authorized to charge any additional fees which may be required, now or in the future, or credit any overpayment, to Account No. 11-1410. A duplicate copy of this sheet is enclosed.



Alexander Franco
Registration No. 45,753
Attorney of Record

H:\DOCS\ROS\ROS-2190.DOC\dns
061600

03CO

FORMALITIES LETTER



OC00000005051458



UNITED STATES DEPARTMENT OF COMMERCE
Patent and Trademark Office

Address: COMMISSIONER OF PATENT AND TRADEMARKS
Washington, D.C. 20231

APPLICATION NUMBER	FILING/RECEIPT DATE	FIRST NAMED APPLICANT	ATTORNEY DOCKET NUMBER
09/519,829	03/06/2000	STEN-Olov Engberg	APRILS.001A

20995
KNOBBE MARTENS OLSON & BEAR LLP
620 NEWPORT CENTER DRIVE
SIXTEENTH FLOOR
NEWPORT BEACH, CA 92660



Date Mailed: 04/14/2000

NOTICE TO FILE MISSING PARTS OF NONPROVISIONAL APPLICATION

FILED UNDER 37 CFR 1.53(b)

Filing Date Granted

An application number and filing date have been accorded to this application. The item(s) indicated below, however, are missing. Applicant is given TWO MONTHS from the date of this Notice within which to file all required items and pay any fees required below to avoid abandonment. Extensions of time may be obtained by filing a petition accompanied by the extension fee under the provisions of 37 CFR 1.136(a).

- The statutory basic filing fee is missing.
Applicant must submit \$ 690 to complete the basic filing fee and/or file a small entity statement claiming such status (37 CFR 1.27).
- Total additional claim fee(s) for this application is \$204.
 - \$126 for 7 total claims over 20.
 - \$78 for 1 independent claims over 3 .
- The oath or declaration is missing.
A properly signed oath or declaration in compliance with 37 CFR 1.63, identifying the application by the above Application Number and Filing Date, is required.
- To avoid abandonment, a late filing fee or oath or declaration surcharge as set forth in 37 CFR 1.16(e) of \$130 for a non-small entity, must be submitted with the missing items identified in this letter.
- **The balance due by applicant is \$ 1024.**

*A copy of this notice **MUST** be returned with the reply.*

Customer Service Center
Initial Patent Examination Division (703) 308-1202
PART 2 - COPY TO BE RETURNED WITH RESPONSE

06/21/2000 TTRR1 00000090 09519829

01 FC:201 345.00 OP
02 FC:202 39.00 OP
03 FC:203 63.00 OP
04 FC:205 65.00 OP
05 FC:299 102.00 OP



DECLARATION - USA PATENT APPLICATION

As a below named inventor, I hereby declare that:

My residence, post office address and citizenship are as stated below next to my name;

I believe I am an original, first and joint inventor of the subject matter which is claimed and for which a patent is sought on the invention entitled **USE OF PERSONAL COMMUNICATION DEVICES FOR USER AUTHENTICATION**; the specification of which was filed on **March 6, 2000** as Application Serial No. **09/519,829**.

I hereby state that I have reviewed and understand the contents of the above identified specification, including the claims, as amended by any amendment referred to above;

I acknowledge the duty to disclose information which is material to patentability as defined in Title 37, Code of Federal Regulations, § 1.56;

I hereby declare that all statements made herein of my own knowledge are true and that all statements made on information and belief are believed to be true; and further that these statements were made with the knowledge that willful false statements and the like so made are punishable by fine or imprisonment, or both, under Section 1001 of Title 18 of the United States Code and that such willful, false statements may jeopardize the validity of the application or any patent issued thereon.

Full name of first inventor: **Sten-Olov Engberg**

Inventor's signature *Sten-Olov Engberg*

Date May 11 2000

Residence: **Sanglarkvagen 5, S-743 30, Storvreta, Sweden**

Citizenship: **Sweden**

Post Office Address: **Same As Above**

Full name of second inventor: **Ake Jonsson**

Inventor's signature *Ake Jonsson*

Date May 11 2000

Residence: **Linjan 4, S-737 40, Fagersta, Sweden**

Citizenship: **Sweden**

Post Office Address: **Same As Above**

Send Correspondence To:
KNOBBE, MARTENS, OLSON & BEAR, LLP
Customer No. 20,995

H:\DOCS\ASF\ASF-1427.DOC\dns
051000



APRILS.001A

PATENT

IN THE UNITED STATES PATENT AND TRADEMARK OFFICE

Applicants : Engberg, et al.)
)
 App. No. : 09/519,829)
)
 Filed : March 6, 2000)
)
 For : USE OF PERSONAL)
 COMMUNICATION DEVICES FOR)
 USER AUTHENTICATION)
)
 Examiner : UNKNOWN)
)

ESTABLISHMENT OF RIGHT OF ASSIGNEE TO TAKE ACTION
AND
REVOCAION AND POWER OF ATTORNEY

Assistant Commissioner for Patents
 Washington, D.C. 20231

Dear Sir:

The undersigned is empowered to act on behalf of the assignee below (the "Assignee"). A true copy of the original Assignment of the above-captioned application from the inventor(s) to the Assignee is attached hereto. This Assignment represents the entire chain of title of this invention from the Inventor(s) to the Assignee.

I declare that all statements made herein are true, and that all statements made upon information and belief are believed to be true, and further, that these statements were made with the knowledge that willful, false statements and the like so made are punishable by fine or imprisonment, or both, under 18 U.S.C. § 1001, and that willful, false statements may jeopardize the validity of the application, or any patent issuing thereon.

The undersigned hereby revokes any previous powers of attorney in the subject application, and hereby appoints the registrants of Knobbe, Martens, Olson & Bear, LLP, 620 Newport Center Drive, Sixteenth Floor, Newport Beach, California 92660, Telephone (949) 760-0404, **Customer No. 20,995**, as its attorneys with full power of substitution and

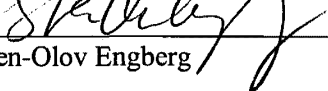
App. No. : 09/519,829
Filed : March 6, 2000

revocation to prosecute this application and to transact all business in the U.S. Patent and Trademark Office connected herewith. This appointment is to be to the exclusion of the inventor(s) and his attorney(s) in accordance with the provisions of 37 C.F.R. § 3.71.

Please use **Customer No. 20,995** for all communications.

APRIL SYSTEM DESIGN AB


Dated: May 11 2000

By: 
Sten-Olov Engberg

Title: President

Address: Vretenvagen 2, S-171 54
Solna, Sweden

H:\DOCS\ASF\ASF-1429.DOC\dns
051000



Application No.: 09/519,829
Filing Date: March 6, 2000

PATENT
Client Code: APRILS.001A
Page 1

ASSIGNMENT

WHEREAS, We, Sten-Olov Engberg, a citizen of Sweden, residing at Sanglarkvagen 5, S-743 30, Storrreta, Sweden and Ake Jonsson, a citizen of Sweden, residing at Linjan 4, S-737 40, Fagersta, Sweden, have invented certain new and useful improvements in a USE OF PERSONAL COMMUNICATION DEVICES FOR USER AUTHENTICATION for which we have filed an application for Letters Patent in the United States, which was filed on March 6, 2000 as Application Serial No. 09/519,829;

AND WHEREAS, April System Design, AB (hereinafter "ASSIGNEE"), a Sweden Corporation, with its principal place of business at Vretenvagen 2, S-171 54, Solna, Sweden, desires to acquire the entire right, title, and interest in and to the said improvements and the said Application:

NOW, THEREFORE, in consideration of the sum of One Dollar (\$1.00) to me in hand paid, and other good and valuable consideration, the receipt of which is hereby acknowledged, we, the said inventors, do hereby acknowledge that we have sold, assigned, transferred and set over, and by these presents do hereby sell, assign, transfer and set over, unto the said ASSIGNEE, its successors, legal representatives and assigns, the entire right, title, and interest throughout the world in, to and under the said improvements, and the said application and all divisions, renewals and continuations thereof, and all Letters Patent of the United States which may be granted thereon and all reissues and extensions thereof, and all rights of priority under International Conventions and applications for Letters Patent which may hereafter be filed for said improvements in any country or countries foreign to the United States, and all Letters Patent which may be granted for said improvements in any country or countries foreign to the United States and all extensions, renewals and reissues thereof; and we hereby authorize and request the Commissioner of Patents of the United States, and any Official of any country or countries foreign to the United States, whose duty it is to issue patents on applications as aforesaid, to issue all Letters Patent for said improvements to the said ASSIGNEE, its successors, legal representatives and assigns, in accordance with the terms of this instrument.

AND WE HEREBY covenant and agree that we will communicate to the said ASSIGNEE, successors, legal representatives and assigns, any facts known to us respecting said improvements, and testify in any legal proceeding, sign all lawful papers, execute all divisional, continuing and reissue applications, make all rightful oaths and generally do everything possible to aid the said ASSIGNEE, its successors, legal representatives and assigns, to obtain and enforce proper patent protection for said improvements in all countries.

IN TESTIMONY WHEREOF, I hereunto set my hand and seal this 11 day of May, 2000

Sten-Olov Engberg

Sten-Olov Engberg

STATE OF _____]
COUNTY OF _____] ss.

On _____, before me, _____, personally appeared Sten-Olov Engberg personally known to me (or proved to me on the basis of satisfactory evidence) to be the person(s) whose name(s) is/are subscribed to the within instrument, and acknowledged to me that he executed the same in his authorized capacity(ies), and that by his signature(s) on the instrument the person(s), or the entity upon behalf of which the person(s) acted, executed the instrument.

WITNESS my hand and official seal.

[SEAL]

Notary Signature

COPY

Application No.: 09/519,829
Filing Date: March 6, 2000

PATENT
Client Code: APRILS.001A
Page 2

IN TESTIMONY WHEREOF, I hereunto set my hand and seal this 11 day of May, 2000

Ake Jonsson
Ake Jonsson

STATE OF _____
COUNTY OF _____ } ss.

On _____, before me, _____, personally appeared Ake Jonsson personally known to me (or proved to me on the basis of satisfactory evidence) to be the person(s) whose name(s) is/are subscribed to the within instrument, and acknowledged to me that he executed the same in his authorized capacity(ies), and that by his signature(s) on the instrument the person(s), or the entity upon behalf of which the person(s) acted, executed the instrument.

WITNESS my hand and official seal.

[SEAL]

Notary Signature

H:\DOCS\ASF\ASF-1428.DOC\dns
051000

APRILS.001A



PATENT

#4
Suppl.
IDS
MMA
9/12/00

IN THE UNITED STATES PATENT AND TRADEMARK OFFICE

Applicants	:	Engberg, et al.)	Group Art Unit 2777
)	
App. No.	:	09/519,829)	
)	
Filed	:	March 6, 2000)	
)	
For	:	USE OF PERSONAL)	
		COMMUNICATION)	
		DEVICES FOR USER)	
		AUTHENTICATION)	
)	
Examiner	:	UNKNOWN)	
)	

TECH CENTER 2700
MAY 25 2000
RECEIVED

SUPPLEMENTAL INFORMATION DISCLOSURE STATEMENT

Assistant Commissioner for Patents
Washington, D.C. 20231

Dear Sir:

Enclosed is form PTO-1449 listing three (3) references that are also enclosed. This Supplemental Information Disclosure Statement is being filed before the receipt of a first Office Action on the merits, and presumably no fee is required in accordance with 37 C.F.R. § 1.97(b)(3). If a first Office Action on the merits was mailed before the mailing date of this Statement, the Commissioner is authorized to charge the fee set forth in 37 C.F.R. § 1.17(p) to Deposit Account 11-1410. A duplicate copy of this Statement is enclosed for that purpose.

Respectfully submitted,

KNOBBE, MARTENS, OLSON & BEAR, LLP

Dated: May 19, 2000

By: *Alex Franco*

Alexander Franco
Registration No. 45,753
Attorney of Record
620 Newport Center Drive, Sixteenth Floor
Newport Beach, CA 92660
(949) 760-0404

H:\DOCS\ASF\ASF-1434.DOC
051900



GP 2777

Case Docket No. APRILS.001A
Date: May 19, 2000

RECEIVED
MAY 25 2000
TECH CENTER 2700

IN THE UNITED STATES PATENT AND TRADEMARK OFFICE

Applicants : Engberg, et al.
Appl. No. : 09/519,829
Filed : March 6, 2000
For : USE OF PERSONAL COMMUNICATION DEVICES FOR USER AUTHENTICATION
Examiner : UNKNOWN
Group Art Unit : 2777

I hereby certify that this correspondence and all marked attachments are being deposited with the United States Postal Service as first class mail in an envelope addressed to: Assistant Commissioner for Patents, Washington, D.C. 20231, on

May 19, 2000
(Date)
Alexander Franco
Alexander Franco, Reg. No. 45,753

TRANSMITTAL LETTER

ASSISTANT COMMISSIONER FOR PATENTS
WASHINGTON, D.C. 20231

ATTENTION: APPLICATION BRANCH

Dear Sir:

Enclosed for filing in the above-identified application are the following documents:

- (X) A Supplemental Information Disclosure Statement;
- (X) A PTO Form 1449 listing three (3) references, copies of which are enclosed; and
- (X) A return prepaid postcard.

The Commissioner is hereby authorized to charge any additional fees which may be required, or credit any overpayment, to Account No. 11-1410. A duplicate copy of this sheet is enclosed.

Alexander Franco
Alexander Franco
Registration No. 45,753
Attorney of Record

H:\DOCS\ASF\ASF-1436.DOC\dns
051900

KNOBBE, MARTENS, OLSON & BEAR, LLP
620 NEWPORT CENTER DR 16TH FLOOR NEWPORT BEACH, CA 92660
(949) 760-0404 FAX (949) 760-9502

FORMALITIES LETTER



OC00000005051458

UNITED STATES DEPARTMENT OF COMMERCE
Patent and Trademark OfficeAddress: COMMISSIONER OF PATENT AND TRADEMARKS
Washington, D.C. 20231

APPLICATION NUMBER	FILING/RECEIPT DATE	FIRST NAMED APPLICANT	ATTORNEY DOCKET NUMBER
09/519,829	03/06/2000	STEN-Olov Engberg	APRILS.001A

20995
KNOBBE MARTENS OLSON & BEAR LLP
620 NEWPORT CENTER DRIVE
SIXTEENTH FLOOR
NEWPORT BEACH, CA 92660

Date Mailed: 04/14/2000

NOTICE TO FILE MISSING PARTS OF NONPROVISIONAL APPLICATION


FILED UNDER 37 CFR 1.53(b)

Filing Date Granted

An application number and filing date have been accorded to this application. The item(s) indicated below, however, are missing. Applicant is given TWO MONTHS from the date of this Notice within which to file all required items and pay any fees required below to avoid abandonment. Extensions of time may be obtained by filing a petition accompanied by the extension fee under the provisions of 37 CFR 1.136(a).

- The statutory basic filing fee is missing.
Applicant must submit \$ 690 to complete the basic filing fee and/or file a small entity statement claiming such status (37 CFR 1.27).
- Total additional claim fee(s) for this application is \$204.
 - \$126 for 7 total claims over 20.
 - \$78 for 1 independent claims over 3 .
- The oath or declaration is missing.
A properly signed oath or declaration in compliance with 37 CFR 1.63; identifying the application by the above Application Number and Filing Date, is required.
- To avoid abandonment, a late filing fee or oath or declaration surcharge as set forth in 37 CFR 1.16(e) of \$130 for a non-small entity, must be submitted with the missing items identified in this letter.
- **The balance due by applicant is \$ 1024.**

*A copy of this notice **MUST** be returned with the reply.*


Customer Service Center
Initial Patent Examination Division (703) 308-1202

PART 3 - OFFICE COPY

1c784 U.S. PTO
03/06/00

03-07-00

PATENT

Attorney Docket No. APRILS.001A
Date: March 6, 2000
Page 1

ASSISTANT COMMISSIONER FOR PATENTS
WASHINGTON, D.C. 20231
ATTENTION: BOX PATENT APPLICATION

Sir:

Transmitted herewith for filing is the patent application of

Inventors: **Sten-Olov Engberg and Ake Jonsson**

For: **USE OF PERSONAL COMMUNICATION DEVICES FOR USER AUTHENTICATION**

Enclosed are:

- (X) A Specification in 21 pages
- (X) 11 sheets of drawing.
- (X) An Information Disclosure Statement.
- (X) A PTO Form 1449 with three (3) references.
- (X) A return prepaid postcard.

1c530 U.S. PTO
09/519029
03/06/00

030619029 030600

CLAIMS AS FILED

FOR	NUMBER FILED	NUMBER EXTRA	RATE	FEE
Basic Fee			\$690	\$690.00
Total Claims	27 - 20 =	7 ×	\$18	\$126.00
Independent Claims	4 - 3 =	1 ×	\$78	\$78.00
If application contains any multiple dependent claims(s), then add			\$260	\$0
FILING FEE TO BE PAID AT A LATER DATE			\$894.00	

- (X) Please use Customer No. 20,995 for the correspondence address.

Jerry T. Sewell
 Jerry T. Sewell
 Registration No. 31,567
 Attorney of Record

JTS-4508.DOC:ke
20000306

KNOBBE, MARTENS, OLSON & BEAR, LLP
620 NEWPORT CENTER DR 16TH FLOOR NEWPORT BEACH, CA 92660
(949) 760-0404 FAX (949) 760-9502

KNOBBE, MARTENS, OLSON & BEAR

A LIMITED LIABILITY PARTNERSHIP INCLUDING PROFESSIONAL CORPORATIONS

PATENT, TRADEMARK AND COPYRIGHT CAUSES

620 NEWPORT CENTER DRIVE

SIXTEENTH FLOOR

NEWPORT BEACH, CALIFORNIA 92660-8016

(949) 760-0404

FAX (949) 760-9502

INTERNET: WWW.KNOB.COM

JAMES J. MULLEN, III, PH.D.
JOSEPH S. CIANFRANI
JOSEPH M. REISMAN, PH.D.
WILLIAM R. ZIMMERMAN
GLEN L. NUTTALL
ERIC S. FURMAN, PH.D.
DO TE KIM
TIRZAH ABE LOWE
GEOFFREY Y. IIDA
ALEXANDER S. FRANCO
SANJIVPAL S. GILL
SUSAN M. MOSS
JAMES W. HILL, M.D.
ROSE M. THIESSEN, PH.D.
MICHAEL L. FULLER
MICHAEL A. GUILIANA
MARK J. KERTZ
RABINDER N. NARULA
BRUCE S. ITCHKAWITZ, PH.D.
PETER M. MIDGLEY
THOMAS S. MCCLLENAHAN
MICHAEL S. OKAMOTO
JOHN M. GROVER
MALLARY K. MCCARTHY
IRFAN A. LATEEF
AMY C. CHRISTENSEN
SHARON S. JIG
MARK J. GALLAGHER, PH.D.
DAVID G. JANKOWSKI, PH.D.
BRIAN C. HORNE
PAYSON J. LEMEILLEUR

OF COUNSEL
JERRY R. SEILER
JAPANESE PATENT ATTY
KATSUHIRO ARAI**
EUROPEAN PATENT ATTY
MARTIN HELLEBRANDT
KOREAN PATENT ATTY
MINCHEOL KIM
SCIENTISTS & ENGINEERS
(NON-LAWYERS)
RAYMOND J. SALENIEKS**
NEIL S. BARTFELD, PH.D.**
DANIEL E. JOHNSON, PH.D.**
JEFFERY KOEPEK, PH.D.
KHURRAM RAHMAN, PH.D.
JENNIFER A. HAYNES, PH.D.
BRENDAN P. O'NEILL, PH.D.
THOMAS Y. NAGATA
ALAN C. GORDON
LINDA H. LIU
MICHAEL J. HOLIHAN
YASHWANT VAISHNAV, PH.D.
MEGUMI TANAKA
* A PROFESSIONAL CORPORATION
* ALSO BARRISTER AT LAW (U.K.)
** U.S. PATENT AGENT

LOUIS J. KNOBBE*
DON W. MARTENS*
GORDON H. OLSON*
JAMES B. BEAR
DARRELL L. OLSON*
WILLIAM B. BUNKER
WILLIAM H. NIEMAN
ARTHUR S. ROSE
JAMES F. LESNIAK
NED A. ISRAELSEN
DREW S. HAMILTON
JERRY T. SEWELL
JOHN B. SGANGA, JR.
EDWARD A. SCHLATTER
GERARD VON HOFFMANN
JOSEPH R. RE
CATHERINE J. HOLLAND
JOHN M. CARSON
KAREN VOGEL WEIL
ANDREW H. SIMPSON
JEFFREY L. VAN HOESEAR
DANIEL E. ALTMAN
MARGUERITE L. GUNN
STEPHEN C. JENSEN
VITO A. CANUSO III
WILLIAM H. SHREVE
LYNDA J. ZADRA-SYMES*
STEVEN J. NATAUPOSKY
PAUL A. STEWART
JOSEPH F. JENNINGS
CRAIG S. SUMMERS
ANNEMARIE KAISER
BRENTON R. BARCOCK
THOMAS F. SMEGAL, JR.
MICHAEL H. TRENHOLM
DIANE M. REED
JONATHAN A. BARNEY
RONALD J. SCHONBAUM
JOHN R. KING
FREDERICK S. BERRETTA
NANCY WAYS VENSKO
JOHN P. GIEZENTANNER
ADEEL S. AKHTAR
GINGER R. DREGER
THOMAS R. ARNO
DAVID N. WEISS
DANIEL HART, PH.D.
DOUGLAS G. MUEHLHAUSER
LORI LEE YAMATO
MICHAEL K. FRIEDLAND
STEPHEN M. LOBBIN
STACEY R. HALPERN
DALE C. HUNT, PH.D.
LEE W. HENDERSON, PH.D.
DEBORAH S. SHEPHERD
RICHARD E. CAMPBELL
MARK M. ABUMERI
JON W. GURKA
ERIC M. NELSON
ALEXANDER C. CHEN
MARK R. BENEDICT, PH.D.
PAUL N. CONOVER
ROBERT J. ROBY
SABING H. LEE
KAROLINE A. DELANEY
JOHN W. HOLCOMB

Assistant Commissioner for Patents
Washington, D.C. 20231

CERTIFICATE OF MAILING BY "EXPRESS MAIL"

Attorney Docket No. : APRILS.001A
Applicant(s) : Sten-Olov Engberg, et al.
For : USE OF PERSONAL COMMUNICATION DEVICE FOR USER AUTHENTICATION
Attorney : Jerry T. Sewell
"Express Mail"
Mailing Label No. : EL 103 698 371 US
Date of Deposit : March 6, 2000

I hereby certify that the accompanying

Transmittal in Duplicate; Specification in 21 pages; 11 sheets of drawings;
Information Disclosure Statement, PTO Form 1449 with three (3) references;
Return Prepaid Postcard

are being deposited with the United States Postal Service "Express Mail Post Office to Addressee" service under 37 CFR 1.10 on the date indicated above and are addressed to the Assistant Commissioner for Patents, Washington, D.C. 20231.

Donald King (signature)

JTS-4507.DOC:ke
20000306
201 CALIFORNIA STREET
SUITE 1150
SAN FRANCISCO, CALIFORNIA 94111
(415) 954-4114
FAX (415) 954-4111

501 WEST BROADWAY
SUITE 1400
SAN DIEGO, CALIFORNIA 92101
(619) 235-8550
FAX (619) 235-0176

3801 UNIVERSITY AVENUE
SUITE 710
RIVERSIDE, CALIFORNIA 92501
(909) 781-9231
FAX (909) 781-4507

1875 CENTURY PARK EAST
SUITE 600
LOS ANGELES, CALIFORNIA 90067
(310) 407-5484
FAX (310) 407-5485

**USE OF PERSONAL COMMUNICATION DEVICES FOR USER
AUTHENTICATION**

5

Background of the Invention

Field of the Invention

This invention relates generally to the authentication of users of secure systems and, more particularly, the invention relates to a system through which user tokens required for user authentication are supplied through personal communication devices such as mobile telephones and pages.

10

Description of the Related Art

Secure systems have traditionally utilized a user ID and password pair to identify and authenticate system users. Operating systems that control local area networks of workstations within a business or institution such as Novell NetWare, Microsoft NT, Windows 2000, and UNIX/Linux typically require submission of a user ID and password combination before allowing access to a workstation.

15

The incorporation of remote connectivity to secure systems over the Internet has weakened traditional controls imposed by a user's required physical presence within a company's premises and has exposed systems to additional security threats. External users accessing by dial-in or over the Internet, complicated by frequent personnel turnover, require frequent changes in password lists.

20

Passwords created by users are often combinations of words and names, which are easy to remember but also easily guessed. Guessing passwords is a frequent technique used by "hackers" to break into systems. Therefore, many systems impose regulations on password formats that require mixtures of letters of different cases and symbols and that no part of a password be a word in the dictionary. A user's inability to remember complex combinations of letters, numbers, and symbols often results in the password being written down, sometimes on a note stuck to the side of a workstation.

25

Present systems face several problems: users dread frequent password changes, frequent password changes with hard-to-remember passwords inevitably result in users

30

surreptitiously writing down passwords, and security is compromised when users write down their passwords.

The SecurID product, which is distributed by RSA Security Inc., solves many of the aforementioned problems by requiring a two-factor authentication process. The first factor is a user passcode or personal identification number. The second factor is a SecurID card that is possessed by the user. The SecurID card generates and displays unpredictable, one-time-only access codes that automatically change every 60 seconds. The user supplies the displayed code upon logging into a system. The system has a corresponding code generator that allows verification of possession of the card.

The SecurID product, however, requires users to carry an additional item on their person in order to access a secure system. It would be advantageous if the benefits of the SecurID system could be achieved using a device that many users already carry - a personal communication device such as a mobile phone or a pager.

Summary of the Invention

A preferred embodiment of the present invention is a password setting system for setting user passwords for a secure system, such as a computer system or a secure area of a building. The password setting system preferably includes a user token server and a communication module. The user token server generates a random token in response to a request for a new password from a user. The server creates a new password by concatenating a secret passcode that is known to the user with the token. The server sets the password associated with the user's user ID to be the new password. The communication module transmits the token to a personal communication device, such as a mobile phone or a pager carried by the user. The user concatenates the secret passcode with the received token in order to form a valid password, which the user submits to gain access to the secure system. Accordingly, access to the system is based upon: nonsecret information known to the user, such as the user ID; secret information known to the user, such as the passcode; and information provided to the user through an object possessed by the user, such as the token.

One aspect of the invention is a method for setting passwords. The method includes associating a user ID with a phone number of a personal communication

device. The method also includes generating a new password based at least upon a token. The method also includes setting a password associated with the user ID to be the new password. The method also includes transmitting the token to the personal communication device using the phone number associated with the user ID. In another aspect, the method also includes associating the user ID with a passcode. In another aspect, the new password is generated based additionally upon the passcode. In another aspect, the method also includes receiving a request for the user token. In another aspect, the personal communication device is a mobile phone. In another aspect, the personal communication device is a pager.

10 An additional aspect of the invention is a password setting system. The system includes a first user database configured to associate a user ID with a phone number of a personal communication device. The system also includes a control module configured to create a password based at least upon a token. The control module is further configured to cause a second user database to associate the password with the user ID.

15 The system also includes a communication module interface configured to cause a communication module to transmit the token to the personal communication device using the phone number associated with the user ID. In another aspect, the first user database and the second user database are the same database. In another aspect, the first user database is further configured to associate the user ID with a passcode, and the control module is further configured to create the password based additionally upon the passcode.

20 An additional aspect of the invention is a method of regulating access to a secure system. The method includes transmitting a user token to a personal communication device. The method also includes receiving login data in response to a request for authentication information, wherein the login data is based at least upon the user token.

25 The method also includes granting access to the secure system based upon the received login data. In another aspect, the login data is additionally based upon a user ID. In another aspect, the login data comprises a user ID. In another aspect, the login data is additionally based upon a passcode. In another aspect, the login data comprises a user ID and a password. In another aspect, the password comprises a passcode and the token. In another aspect, the password is a concatenation of the passcode and the token.

5 In another aspect, the password is a hashed concatenation of the passcode and the token. In another aspect the method also includes generating the user token. In another aspect the method also includes receiving a request for the user token. In another aspect, the personal communication device is a mobile phone. In another aspect, the personal communication device is a pager.

10 An additional aspect of the invention is an access control system. The system includes a user token server configured to transmit a token to a personal communication device. The user token server is further configured to generate a valid password based at least upon the token. The system also includes an authentication module configured to receive at least a submitted password in response to a request for authentication of a user. The authentication module is further configured to grant access to the user if at least the submitted password is based at least upon the token and matches the valid password. In another aspect, the user token server is further configured to generate the valid password based additionally upon a valid passcode that is known to the user. In another aspect, the user token server is further configured to transmit the token in response to a request by the user. In another aspect, the user token server is further configured to associate the valid password with a valid user ID, the authentication module is further configured to receive a submitted user ID in response to the request for authentication, and the authentication module is further configured to grant access to the user if, in addition, the submitted user ID matches the valid user ID.

Brief Description of the Drawings

The present invention will be described below in connection with the attached drawings in which:

25 Figure 1 illustrates an overview, including system components, of a user authentication system according to a preferred embodiment of the present invention;

Figures 2A-D illustrate login screens that can be used in conjunction with various embodiments of the invention;

30 Figure 3 illustrates a preferred process performed by the system to authenticate users;

Figure 4 illustrates a preferred embodiment of a user token server;

submitted separately, as is illustrated in Figure 2B. In another embodiment, the passcode 154 is null in which case the token 156 alone is used as the password 158. In still another embodiment, the token 156 can be requested through the secure system 110 as is illustrated in Figures 2C-D.

5 The user authentication server 102 is preferably a secure system itself and may be a part or component of the secure system 110. The user authentication server 102 preferably includes an authentication module 112 and a user database 114. The authentication module 112 is preferably identical to the code or software provided with operating systems such as Windows NT that authenticates users upon login. In
10 alternative embodiments, the authentication module 112 may be any code, device, or module capable of authenticating a user based upon a supplied user ID 152 supplemented by a supplied password 158 or a passcode 154 and a token 156 combination. The authentication module 112 preferably responds to an authentication request transmitted over the computer network 103 by supplying an authentication confirmation 162 over the network 103. If the user 108 has been authenticated, the
15 confirmation 162 instructs the secure system 110 to allow access to the user 108. The user database 114 is preferably similar or identical to the database accessed by the authentication module 112 that stores user ID and password data (or passcode and token data) in operating systems such as Windows NT. In alternative embodiments, the user database 114 can be any database capable of storing user ID and password data.

20 The user authentication server 102 preferably also includes a user token server 116 that responds to requests for tokens 160 by generating a token 156 and transmitting the token 156 to the user's personal communication device 106. The user authentication server 102 preferably also resets passwords in the user database 114 based upon
25 generated tokens and passcode data. The user authentication server 102 preferably transmits the tokens 156 over a token delivery communication link 105 to the user's personal communication device 106.

30 The user authentication server 102 preferably also includes a communication module 118, which is also part of the token delivery communication link 105. The communication module 118 forwards tokens 156 to a text messaging service provider 104, which may be a pager or mobile phone service provider. The text messaging

service provider 104 then forwards the token 156 preferably in the form of a secure text message to the personal communication device 106.

5 In the preferred embodiment, the communication module 118 is a mobile phone with SMS text messaging send capability. One applicable mobile phone is the presently available Ericsson T-28. The mobile phone 118 is preferably connected to the user authentication server 102 via a presently available serial port cable that makes the phone accessible in a manner similar to a computer modem. Accordingly, the user authentication server 102 can send tokens 156 via the server's mobile phone 118 to the user's mobile phone 106 using SMS. In this case, the server's mobile phone 118 transmits a message including the token 156 to the user's personal communication device 106 using the phone number of the user's personal communication device 106. During the transmission, the message is relayed by the mobile phone service provider 104 to its final destination.

15 Preferably, the communication module 118 is also configured to receive requests for tokens 160. The user preferably transmits a request for tokens 160 over a request communication link 107. The request communication link 107 may be the same communication link as the delivery communication link 105 or it may be a different link. Various embodiments of the token delivery communication link 105 and the token request communication link 107 will be discussed in Section III below.

20 In the preferred embodiment, the communication module 118 is a mobile phone that also has SMS text messaging receive capability. The communication module 118 receives an SMS message from the user's mobile SMS send enabled mobile phone 106, and the token server 116 preferably processes the message as a token request 160. The incoming SMS message is tagged with the sending phone's phone number, which the user token server 116 can use to identify the requesting user and respond with a new token 156. The token request 160 may also be in the form of a phone call, in which case the user token server 116 may use a caller ID feature to identify the calling phone number as a valid user's personal communication device 106. The user token server 116 can then respond with a new token 156. Alternatively, the user token server 116 may allow a calling user 108 to enter the phone number of his personal communication device 106 using the mobile phone keypad once a connection has been established.

In an alternative embodiment, the communication module 118 is an ISDN card that is connected to the text messaging service provider 104 preferably via an X.25 connection. The ISDN card 118 preferably transmits new tokens directly to the text messaging service provider 104 for forwarding to the user's personal communication device 106. The ISDN card 118 may also be configured to be accessible at a phone number to receive calls for requests for tokens 160.

Figure 3 illustrates a preferred process 300 performed by the system 100 to authenticate users. At a step 302, the user 108 requests a token from the user token server 116 through the token request communication link 107. In the preferred embodiment, the user's mobile phone 106 has SMS send capability and the user sends an SMS message to the communication module 118 requesting a new token 156. The SMS message need not contain any data in its body since the phone number of the sending mobile phone is automatically sent along with the message. The user token server 116 preferably identifies the user's mobile phone 106 based upon the phone number with which the SMS message is tagged. In an alternative embodiment, the user 108 makes a phone call with his personal communication device 106 to the communication module 118. The user token server 116 identifies the user's personal communication device 106 preferably based upon a caller ID feature. Alternatively, the user 108 may call from any phone and enter in the phone number of his personal communication device 106. As another alternative, the user 108 may request the token 156 through the secure system 110 itself as illustrated in Figures 2C-D. As another alternative, the step 302 may be omitted altogether. In this case, the user token server 116 can automatically send tokens 156 to the user 108 at predetermined intervals, such as once per day where the tokens have a lifespan of one day.

At a step 304 the user token server 116 generates a token 156. The token 156 may be generated by any of a number of methods that preferably produces a random or pseudo-random sequence of numbers and/or digits. The token 156 is preferably long enough such that it cannot be guessed, but short enough such that it is relatively easy to enter, such as six to eight characters.

At a step 306, the token server 116 generates a new password 158. The token server 116 preferably creates the new password 158 by combining the user's passcode

154, which is stored by the user token server 116, with the newly generated token 156. At a step 308, the token server updates the user database 114 with the new password 158. In the case that the user's account in the user database 114 is inactive or deactivated, the token server 116 activates the user's account.

5 In the preferred embodiment, the token server creates a hash of the password 158 and stores the hash of the password 158 in the user database 114 rather than storing the password 158 itself. The hash is typically performed using a one-way hashing algorithm where the same password always produces the same hash, but where the password cannot be determined from the hash. In typical systems, passwords 158 are
 10 stored as hashes rather than as plain text in order to prevent system administrators and others from being able to determine users' passwords by examining the user database 114. Also, when a user 108 submits a password 158 upon login to a secure system 110, the submitted password 158 is immediately hashed using the same one-way hashing algorithm before transmission to the authentication module 112. The authentication
 15 module 112 then compares hashes of passwords rather than the passwords themselves to authenticate the user 108. In this manner, passwords 158 need not be transmitted over any communication links or computer networks as clear text. It will be apparent to one skilled in the art that the present invention can be implemented with or without the hashing of passwords and that incorporating hashing of passwords does not
 20 substantively affect the scope or spirit of the invention. So as not to unnecessarily obscure aspects of the present invention, a password as referred to herein may be an unhashed or a hashed password. For example, a receipt of a password may be a receipt of an unhashed or hashed password, and a comparison of passwords may be a comparison of unhashed or hashed passwords.

25 At a step 310, the token server 116 transmits the token 156 to the user's personal communication device 106 via the token delivery communication link 105. In the preferred embodiment, the communication module 118 is a mobile phone, and the user token server 116 uses the SMS send capability of the phone 118 to send an SMS message including the token 156 to the user's personal communication module 106. At
 30 a step 312, the user 108 receives the token through his personal communication device 106.

UNIFIED PATENTS EXHIBIT 1002

At a step 314, the user 108 logs into the secure system 110 using the user ID 152 and the password 158. In the preferred embodiment, the user 108 combines the passcode 154 and the token 156 by concatenation to form the password 158. In an alternative embodiment, the passcode 154 and the token 156 are submitted separately.

5 At a step 316, the secure system 110 transmits login data 159 to the user authentication server 102 over the computer network 103 for authentication of the user 108. The login data 159 preferably includes the user ID 152 and a hash of the password 158 that the secure system 110 creates in order to avoid sending the password 158 over the computer network 103 in clear text. Alternatively, the login data 159 may include a
10 hash of the passcode 154 and the token 156. As another alternative, the password 158, or the passcode 154 and token 156 are not hashed.

At a step 318, the user authentication server 102 authenticates the user 108 based upon the login data 159. In order to authenticate the user 108, the authentication server 102 preferably compares the login data to the password 158 (hashed or unhashed) or the
15 passcode 154 and token 156 (hashed or unhashed) corresponding to the user ID 152 stored in the user database 114.

At a step 320, the user authentication server 102 transmits an authentication confirmation 162 to the secure system 110. At a step 322, the secure system 110 allows the user 108 access based upon the authentication confirmation 162.

20 II. The User Token Server

Figure 4 illustrates a preferred embodiment of the user token server 116. The user token server 116 preferably includes a process or program running on or in conjunction with the user authentication server 102. The user token server 116 may, however, include a computer upon which the process or program executes. The user
25 token server 116 preferably includes a control module 402, a supplemental user database 404, a communication module interface 406, and a token generation module 408. The various modules and components of the user token server 116 are described herein from a functional perspective. The various functional components may, however, be seamlessly integrated into one or more executable programs, data
30 structures, and/or physical components.

5 The control module 402 preferably serves as the top level component of the user token server 116. The control module 402 preferably handles any tasks or functions not handled by the other modules of the token server 116, in addition to controlling the other modules. The control module 402 preferably maintains a supplemental user database 404, which preferably stores associations of user IDs with passcodes, phone numbers of users' personal communication devices, and any other supplemental user data. The other supplemental user data may include one or more of: whether an account is active, the expiration time of passwords, and the frequency with which tokens may be automatically distributed. The supplemental user database 404 is preferably accessed and modified through an administrator user interface 403 provided by the control module 402. The administrator user interface 403 allows administration of user privileges by adding, modifying and removing user IDs, passcodes, and phone numbers from the supplemental user database 404.

10 In the preferred embodiment, the supplemental user database 404 is maintained separately from the user database 114 of the user authentication server 102. In this configuration, the user database 114 supplied with an OEM system need not be modified or reconfigured. The user token server 116 can be added to existing secure systems in order to provide additional security functionality. In an alternative embodiment, the supplemental user database 404 may be integrated into the user database 114. In this case, user authentication module 102 is preferably configured and supplied as a single integrated component.

15 Figure 5 illustrates a preferred process 500 by which the user token server 116 provides tokens 156 and administers user accounts. The process 500 is described below in conjunction with the description of the functionality of the various modules and components of the user token server 116.

20 At a step 502, the control module 402 associates a user ID with a passcode 154 and a phone number of a user's personal communication device 106. Upon initially setting up an account, the association can be performed manually by a system administrator through the administrator user interface 403. The administrator user interface 403 preferably solicits a desired user ID 152, passcode 154, and phone number from a system administrator. The control module 402 then preferably creates a

deactivated user account with a user ID 152 for the secure system 110 on the user database 114 of the user authentication server 102. The control module 402 preferably accesses the user database 114 using an application program interface (API) (not illustrated), which is typically provided with OEM systems. The control module 402
5 also preferably creates an entry in the supplemental user database 404 including the user ID 152, the passcode 154, and the phone number.

At a step 504, the user token server 116 receives a token request 160 from the user 108, possibly in order to activate his deactivated account. The token request 160 is preferably received through the communication module 118, which the control module
10 402 preferably controls through a communication module interface 406. The communication module interface 406 is preferably a device driver tailored for the specific implementation of the communication module 118. In alternative embodiments, the user may request the token 156 through the secure system 110 itself, as illustrated in Figures 2C-D. In this case, the request 160 may be received through the
15 computer network 103.

At a step 506, the control module 402 associates the token request 160 with a valid user ID 152. The control module 402 may make this association based upon a supplied phone number by querying the supplemental user database 404. In one embodiment, if the user ID 152 is supplied in conjunction with the request 160, the step
20 506 is not performed .

At a step 508, the token generation module 408 generates a token by a method that produces a random or pseudo-random sequence of numbers or digits or both numbers and digits. Many methods are presently known for producing such random sequences. The token generation module 408 preferably passes the newly generated
25 token 156 to the control module 402.

At a step 510, the control module 402 generates a new password 158 based upon the generated token 156 and the passcode 154 associated with the user ID 152 as listed in the supplemental user database 404. The new password 158 is preferably generated by concatenating the passcode 154 and the token 156.

At a step 512, the control module 402 sets or resets the password associated with
30 the user ID 152 in the user database 114. In the preferred embodiment, the control

illustrated here by example may be used to implement the communication links 105 and 107.

Figure 6A illustrates a preferred embodiment of the token delivery communication link 105. The communication module 118 is a mobile phone 602 with SMS send capability. The mobile phone 602 sends an SMS message 603 including the token 156 to the user's mobile phone 604. While in transit, the message 603 is received and retransmitted by the SMS system 606 of a mobile phone service provider.

Figure 6B illustrates a first alternative embodiment of the token delivery communication link 105. In this case, the communication module 118 is an ISDN card or an X.25 connection card 612 that connects to an SMS gateway 616 of a mobile phone service provider via an ISDN or X.25 connection 613. The card 612 transmits the token 156 to the SMS gateway 616, which then creates an SMS message 615 and transmits the message 615 to the user's mobile phone 614.

Figure 6C illustrates a second alternative embodiment of the token delivery communication link 105. In this case, the communication module 118 is a phone dialer 622, the personal communication device 106 is a pager 624, and the text messaging service provider is a paging service 626. In order to transmit a token 156, the phone dialer 622 places a phone call 623 to the phone number of the user's pager 624. The paging service provider 626 answers and the phone dialer 622 enters a numeric token 156 to be transmitted to the pager 624. The paging service provider 626, in turn, sends a page 625 containing the token 156 to the user's pager 624.

Figure 7A illustrates a preferred embodiment of the token request communication link 107. The personal communication device 106 is preferably the mobile phone 604, the communication module 118 is preferably the mobile phone 602, and the text messaging service provider 104 is preferably the SMS system 606 of the preferred embodiment of the token delivery communication link 105 (Figure 6A). Alternatively, the communication module 118 may be the ISDN card or X.25 connection card 612 connected through the ISDN or X.25 connection 613 as in the first alternative embodiment of the token delivery communication link 105 (Figure 6B). The mobile phone 604 preferably sends an SMS message 703 as a token request 160 to the mobile phone 602 or the ISDN card 612. The SMS message 703 may have a blank

message body but the message preferably includes the sending phone's phone number in a tag or header field. While in transit, the message 603 is received and retransmitted by the SMS system 606. The user token server 116 preferably identifies the sending phone's phone number, and if the phone number matches a valid user ID 152, the token server 116 processes the message 703 as a token request 160.

Figure 7B illustrates a first alternative embodiment of the token request communication link 107 in accordance with the token request and login screens of Figures 2C-D. The user 108 makes the token request 160 through a first login screen (Figure 2C) on the secure system 110. The token request 160 in this case preferably includes the user's user ID 152 and is preferably transmitted through the computer network 103 to the user token server 116 through a network interface card 702. In this case, the token request 160 need not be communicated through the communication module 118. Also, the personal communication device 106 need not be used in requesting the token 156 but is preferably used in delivering the token 156.

Figure 8 illustrates a combined token request and delivery link in which the personal communication device 106 is preferably a mobile phone. The communication module 118 is preferably an automated telephone response system 802 with a caller ID capability. The user 108 places a phone call 803 to the telephone response system 802, which identifies the calling phone 804 using caller ID. The telephone response system 802 interprets the call as a token request 160 and responds by generating a voice synthesized recitation of the token 156 that the user hears through the mobile phone 804. The mobile phone 804, in this case, need not have any text messaging or SMS capability.

In still other embodiments, various other technologies and combinations of technologies, which will be apparent to one skilled in the art, can be used to implement the token delivery 105 and token request 107 communication links. For example, a token request may be made through a land line phone, and in response, a token may be delivered to a mobile phone.

IV. Conclusion

Although the invention has been described in terms of certain preferred embodiments, other embodiments that are apparent to those of ordinary skill in the art,

including embodiments which do not provide all of the features and advantages set forth herein, are also within the scope of this invention. Accordingly, the scope of the invention is defined by the claims that follow. In the claims, a portion shall include greater than none and up to the whole of a thing; encryption of a thing shall include encryption of a portion of the thing; a password may be an unhashed or a hashed password. In the method claims, reference characters are used for convenience of description only, and do not indicate a particular order for performing the method.

5

WHAT IS CLAIMED IS:

1. A method for setting passwords comprising:
- (A) associating a user ID with a phone number of a personal communication device;
 - 5 (B) generating a new password based at least upon a token;
 - (C) setting a password associated with the user ID to be the new password; and
 - (D) transmitting the token to the personal communication device using the phone number associated with the user ID.
- 10 2. The method of Claim 1, further comprising
- (E) associating the user ID with a passcode.
3. The method of Claim 2, wherein (B) is based additionally upon the passcode.
4. The method of Claim 1, further comprising
- 15 (F) receiving a request for the user token.
5. The method of Claim 4, wherein (B), (C), and (D) are performed in response to (F).
6. The method of Claim 1, wherein the personal communication device is a mobile phone.
- 20 7. The method of Claim 1, wherein the personal communication device is a pager.
8. A password setting system comprising:
- a first user database configured to associate a user ID with a phone number of a personal communication device;
 - 25 a control module configured to create a password based at least upon a token, the control module further configured to cause a second user database to associate the password with the user ID; and
 - a communication module interface configured to cause a communication module to transmit the token to the personal communication device using the
 - 30 phone number associated with the user ID.

9. The password setting system of Claim 8, wherein the first user database and the second user database are the same database.

10. The password setting system of Claim 8, wherein the first user database is further configured to associate the user ID with a passcode, and wherein the control module is further configured to create the password based additionally upon the passcode.

11. A method of regulating access to a secure system, the method comprising:

- (A) transmitting a user token to a personal communication device;
- (B) receiving login data in response to a request for authentication information, wherein the login data is based at least upon the user token; and
- (C) granting access to the secure system based upon the received login data.

12. The method of Claim 11, wherein the login data is additionally based upon a user ID.

13. The method of Claim 11, wherein the login data comprises a user ID.

14. The method of Claim 12, wherein the login data is additionally based upon a passcode.

15. The method of Claim 11, wherein the login data comprises a user ID and a password.

16. The method of Claim 15, wherein the password comprises a passcode and the token.

17. The method of Claim 16, wherein the password is a concatenation of the passcode and the token.

18. The method of Claim 16, wherein the password is a hashed concatenation of the passcode and the token.

19. The method of Claim 11, further comprising
(D) generating the user token.

20. The method of Claim 19, further comprising
(E) receiving a request for the user token.

**USE OF PERSONAL COMMUNICATION DEVICES FOR USER
AUTHENTICATION**

Abstract of the Disclosure

5 A password setting system for a secure system includes a user token server and a
communication module. The user token server generates a random token in response to
a request for a new password from a user. The server creates a new password by
concatenating a secret passcode that is known to the user with the token. The server sets
the password associated with the user's user ID to be the new password. The
10 communication module transmits the token to a personal communication device, such
as a mobile phone or a pager carried by the user. The user concatenates the secret
passcode with the received token in order to form a valid password, which the user
submits to gain access to the secure system. Accordingly, access to the system is based
upon: nonsecret information known to the user, such as the user ID; secret information
15 known to the user, such as the passcode; and information provided to the user through
an object possessed by the user, such as the token.

20

H:\DOCS\ASF\ASF-1351.DOC
030600

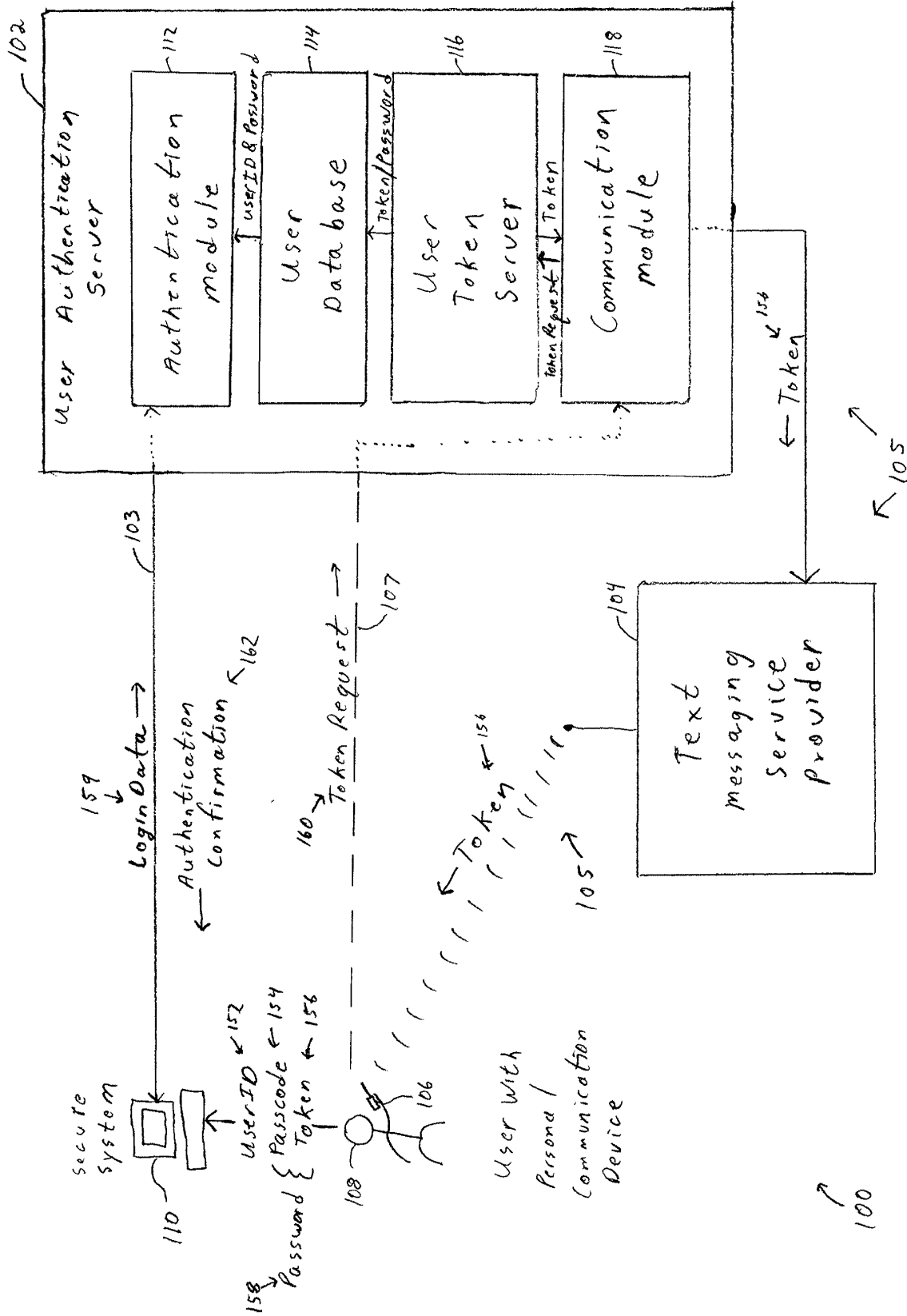
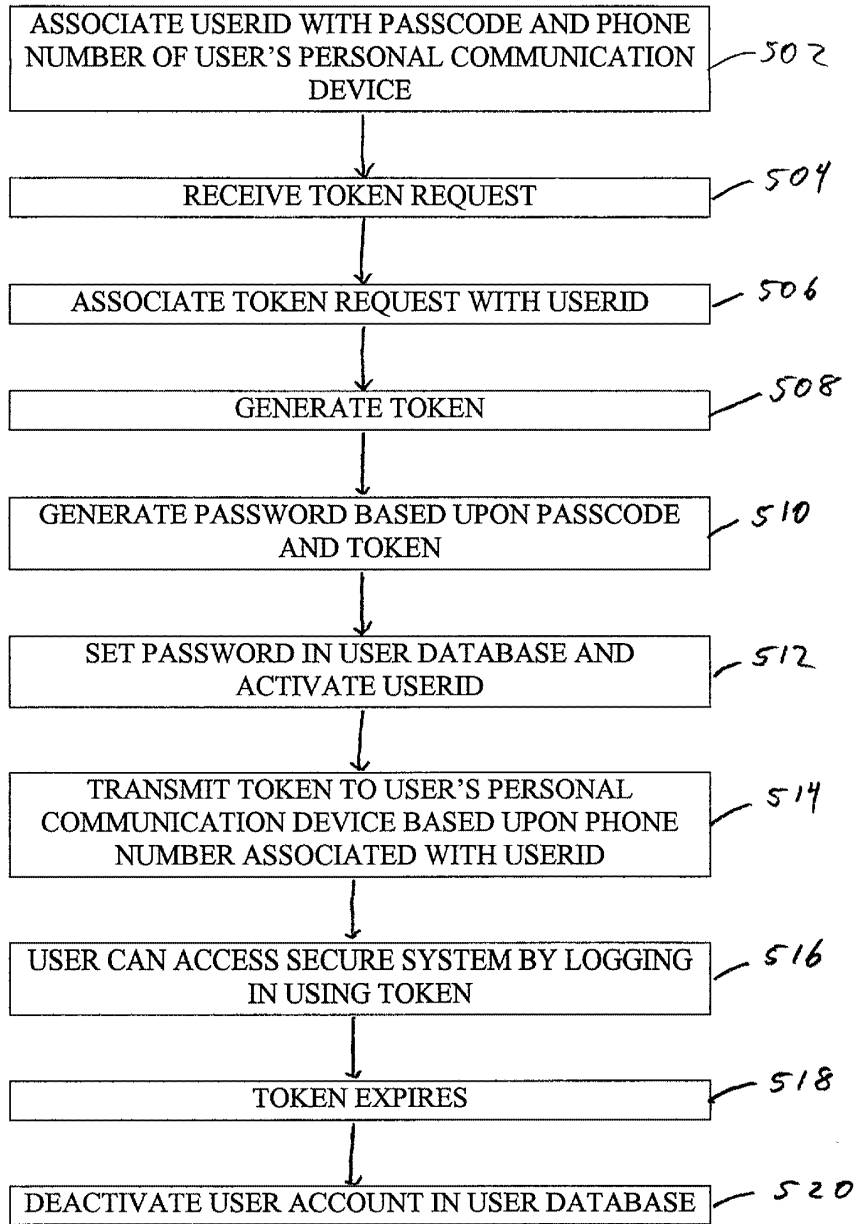


Fig 1

500 502 504 506 508 510 512 514 516 518 520



↑
500

Fig 5

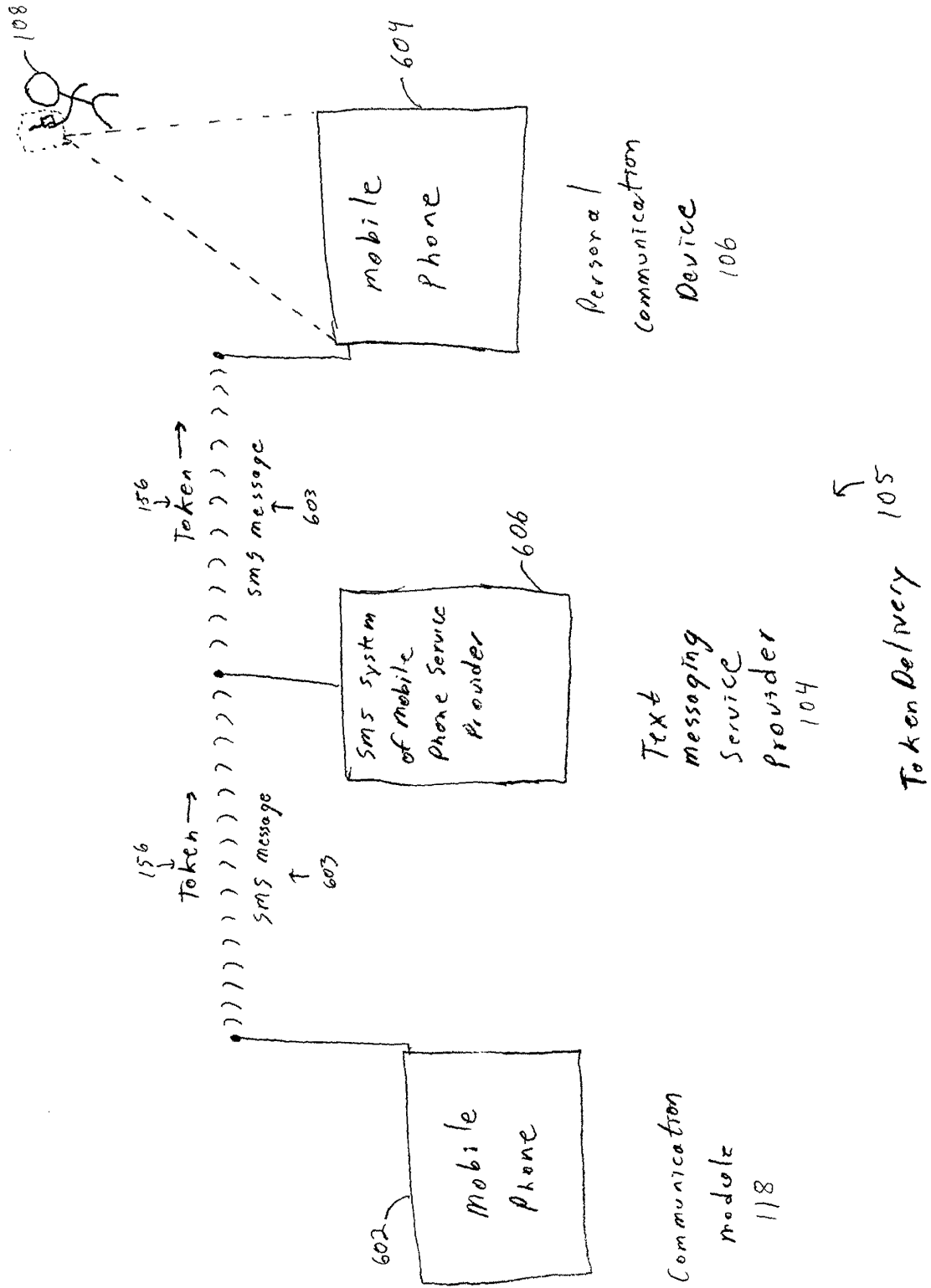


Fig 6A

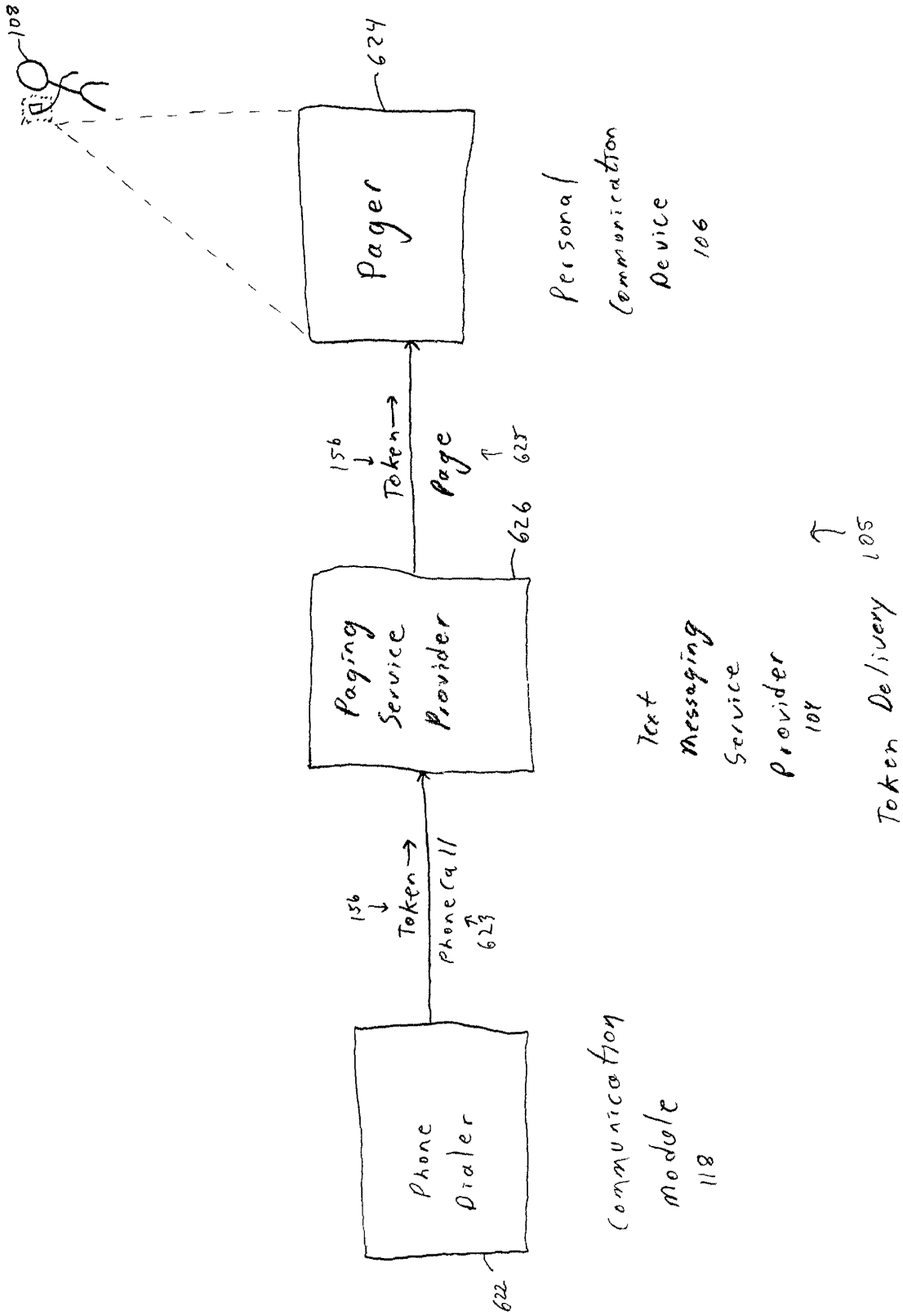


Fig 6C

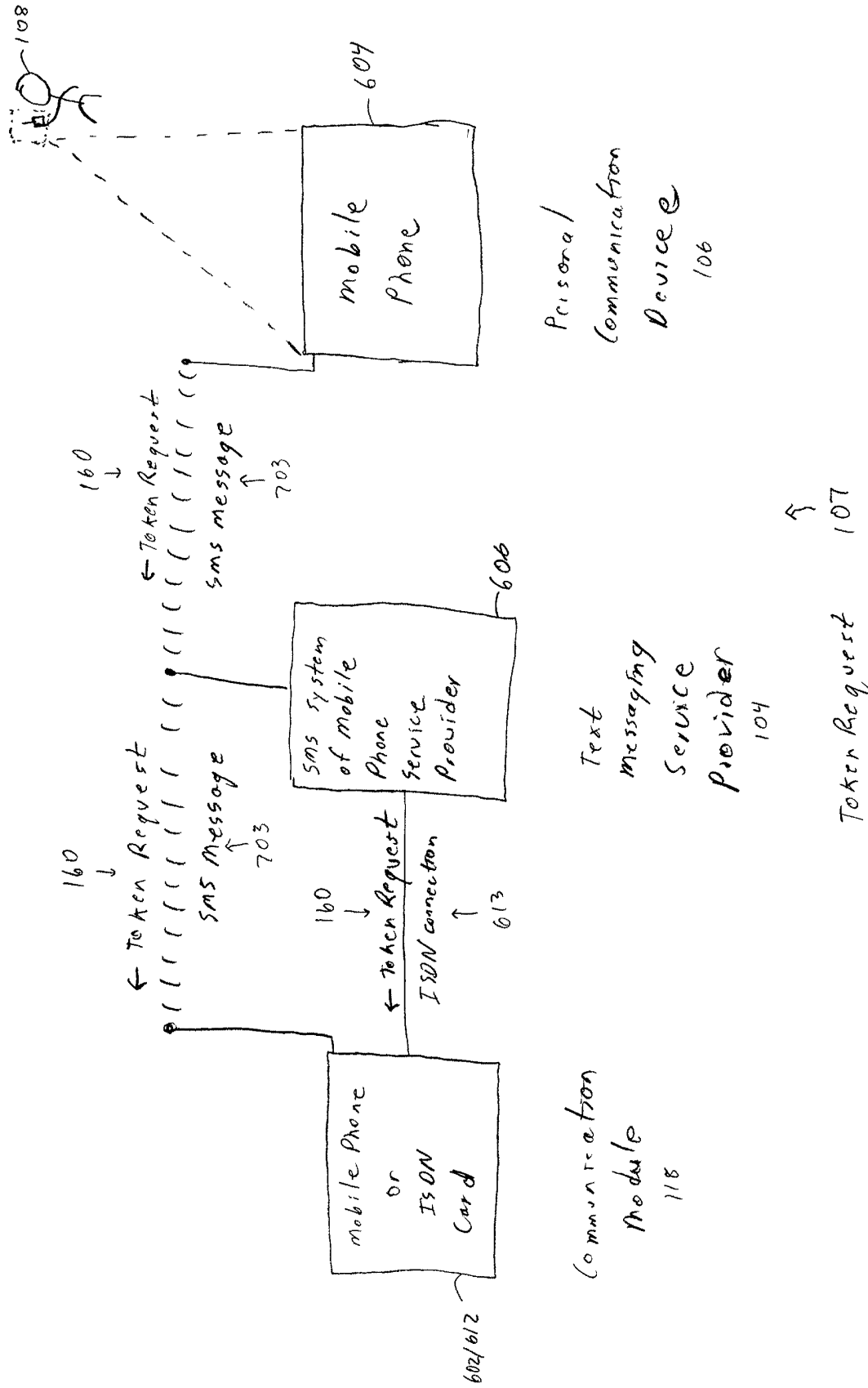
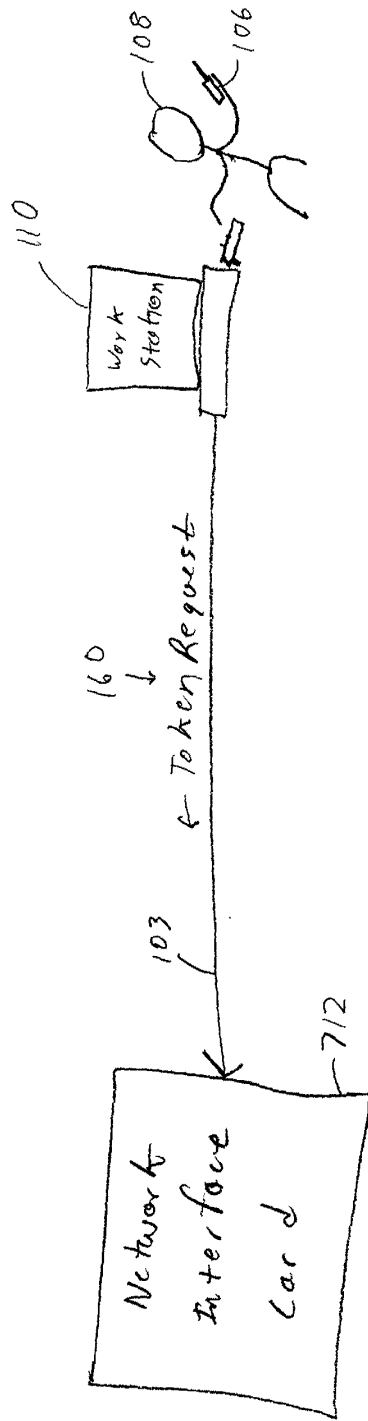


Fig 7A

6496008



User With
Personal Communication
Device at Workstation

Token Request 107
↑

Fig 7B

000005267543

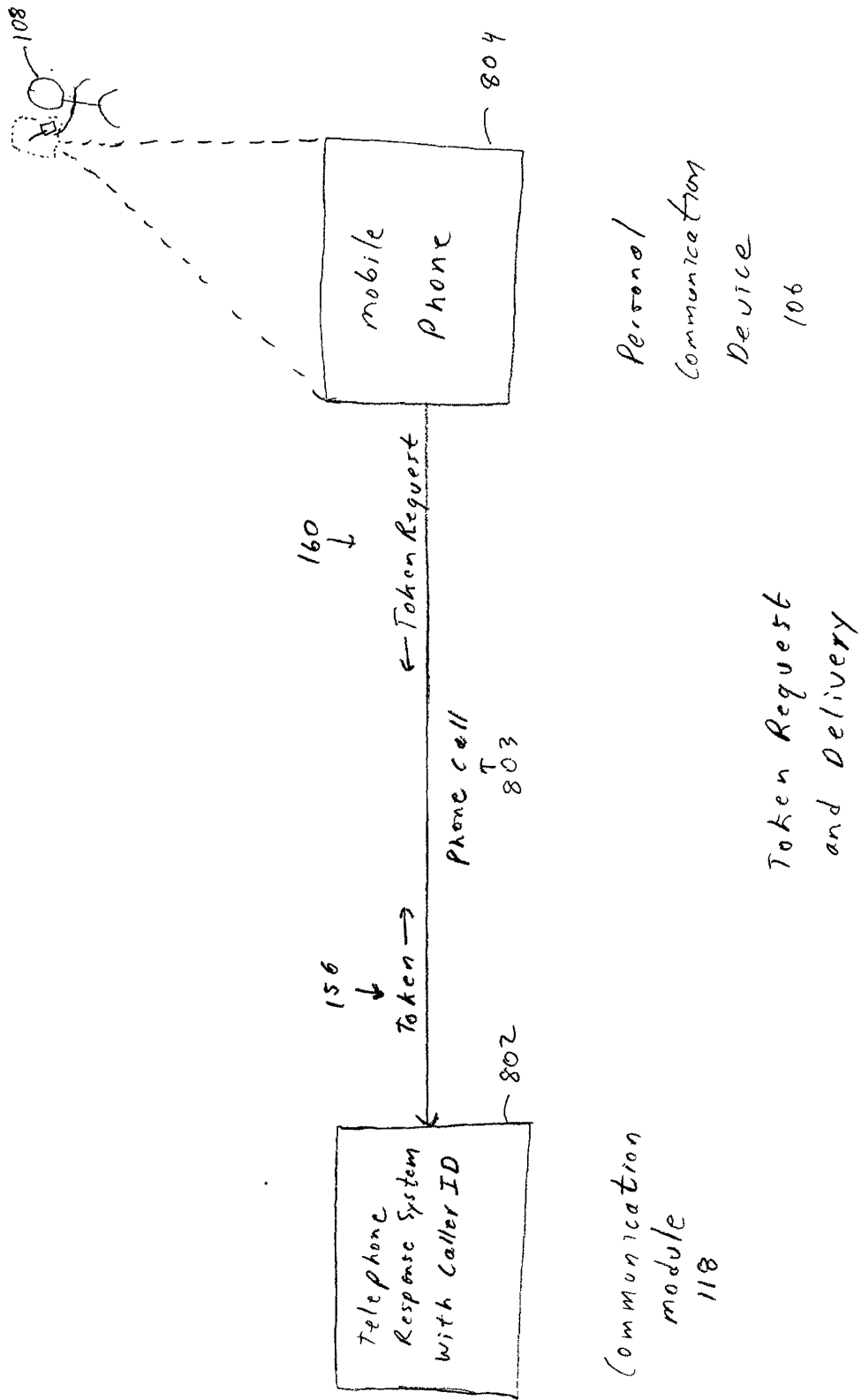
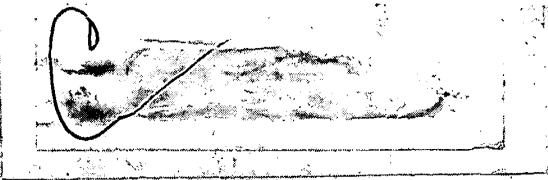


Fig 8

135011 S. PRO
09/5/9829
03/06/00

Subclass	Class	ISSUE CLASSIFICATION



PATENT NUMBER

U.S. UTILITY Patent Application

O.I.P.E. PATENT DATE

SCANNED *[Signature]* O.A. *[Signature]*

APPLICATION NO. 09/519829	CONT/PRIOR:	CLASS 713	SUBCLASS 202	ART UNIT 2777 2735	EXAMINER Heneghan Harris
------------------------------	-------------	--------------	-----------------	--------------------------	--------------------------------

APPLICANTS
Sten-Olov Engberg
Ake Jonsson

2134

Use personal communication devices for user authentication.

TITLE
APPENDANT(S)

PTO-2040
12/99

ISSUING CLASSIFICATION

ORIGINAL		CROSS REFERENCE(S)					
CLASS	SUBCLASS	CLASS	SUBCLASS (ONE SUBCLASS PER BLOCK)				
INTERNATIONAL CLASSIFICATION							

Continued on Issue Slip Inside File Jacket

<input type="checkbox"/> TERMINAL DISCLAIMER	DRAWINGS			CLAIMS ALLOWED	
	Sheets Drwg.	Figs. Drwg.	Print Fig.	Total Claims	Print Claim for O.G.
<input type="checkbox"/> The term of this patent subsequent to _____ (date) has been disclaimed. <input type="checkbox"/> The term of this patent shall not extend beyond the expiration date of U.S Patent. No. _____	_____ (Assistant Examiner) _____ (Date)			NOTICE OF ALLOWANCE MAILED	
	_____ (Primary Examiner) _____ (Date)			ISSUE FEE	
<input type="checkbox"/> The terminal _____ months of this patent have been disclaimed.	_____ (Legal Instruments Examiner) _____ (Date)			Amount Due _____ Date Paid _____	
				ISSUE BATCH NUMBER	

WARNING:
The information disclosed herein may be restricted. Unauthorized disclosure may be prohibited by the United States Code Title 35, Sections 122, 181 and 368. Possession outside the U.S. Patent & Trademark Office is restricted to authorized employees and contractors only.

Form PTO-438A
(Rev. 6/99)

FILED WITH: DISK (CRF) FICHE CD-ROM
(Attached in pocket on right inside flap)

(FACE)

BEST AVAILABLE COPY

SEARCHED			
Class	Sub.	Date	Exmr.
380 455	247 249 411	12/4/03	M/H
713 705 235	202 74 382.5	5/13/04 	M/H

SEARCH NOTES (INCLUDING SEARCH STRATEGY)		
	Date	Exmr.
Searched EAST, EPO, JPO, Derwent keywords: password, cell, mobile, phone, salt, appand	12/4/03	M/H
EAST, keywords personal communicat mobile, cell, pager, cell, mobile, phone, password, temporary, quest	5/13/04	M/H

INTERFERENCE SEARCHED			
Class	Sub.	Date	Exmr.

45

(RIGHT OUTSIDE)

ASSISTANT COMMISSIONER FOR PATENTS

WASHINGTON, D.C. 20231

ATTENTION: BOX PATENT APPLICATION

Sir:

Transmitted herewith for filing is the patent application of

Inventors: **Sten-Olov Engberg and Ake Jonsson**

For: **USE OF PERSONAL COMMUNICATION DEVICES FOR USER AUTHENTICATION**

Enclosed are:

- (X) A Specification in 21 pages
- (X) 11 sheets of drawing.
- (X) An Information Disclosure Statement.
- (X) A PTO Form 1449 with three (3) references.
- (X) A return prepaid postcard.



CLAIMS AS FILED

FOR	NUMBER FILED	NUMBER EXTRA	RATE	FEE
Basic Fee			\$690	\$690.00
Total Claims	27 - 20 =	7 ×	\$18	\$126.00
Independent Claims	4 - 3 =	1 ×	\$78	\$78.00
If application contains any multiple dependent claims(s), then add			\$260	\$0
FILING FEE TO BE PAID AT A LATER DATE		\$894.00		

- (X) Please use Customer No. 20,995 for the correspondence address.

Jerry T. Sewell
 Jerry T. Sewell
 Registration No. 31,567
 Attorney of Record

JTS-4508.DOC.ke
 20000306

KNOBBE, MARTENS, OLSON & BEAR, LLP
 620 NEWPORT CENTER DR. 16TH FLOOR NEWPORT BEACH, CA 92660
 (949) 760-0404 FAX (949) 760-9502

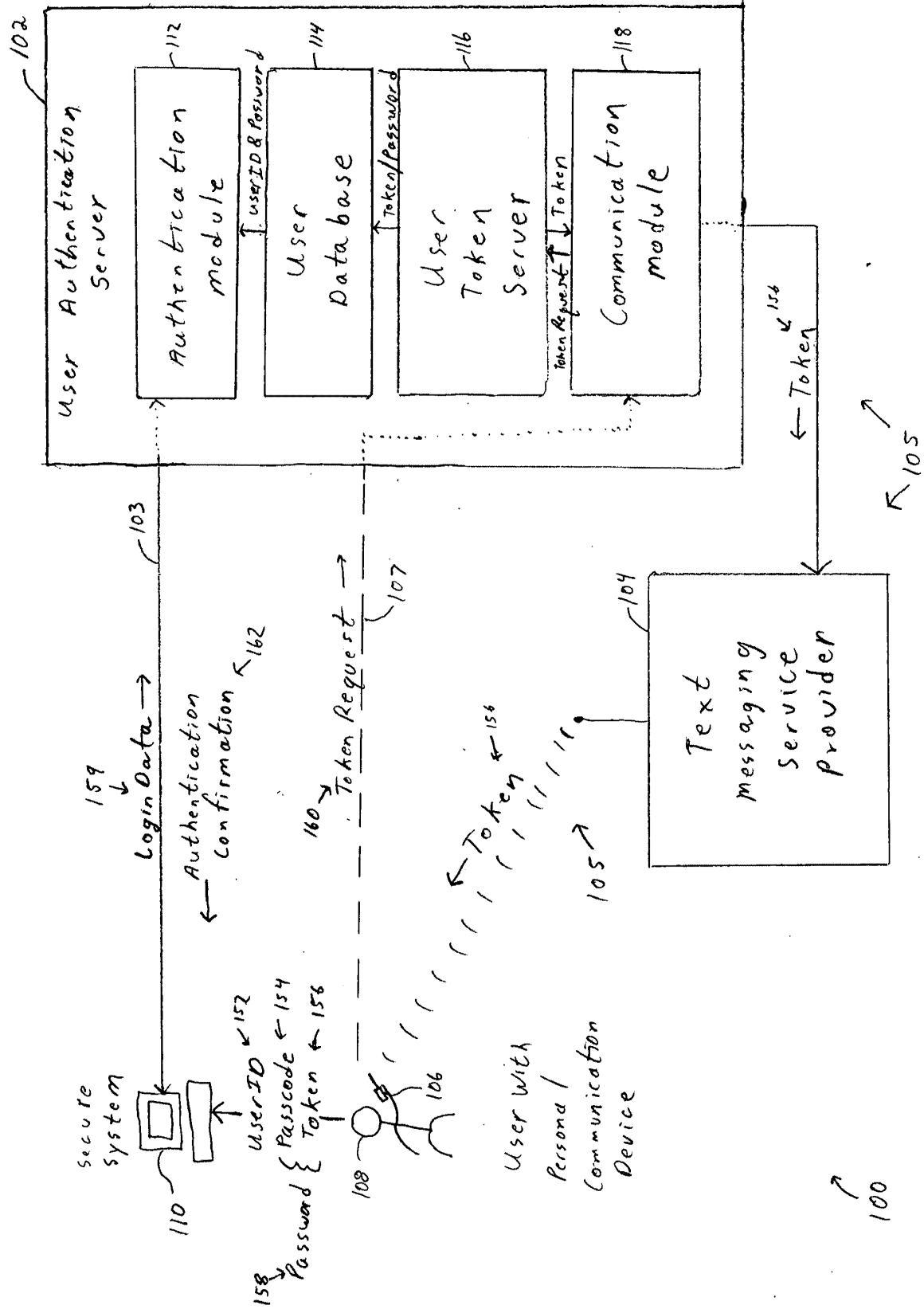


Fig 1

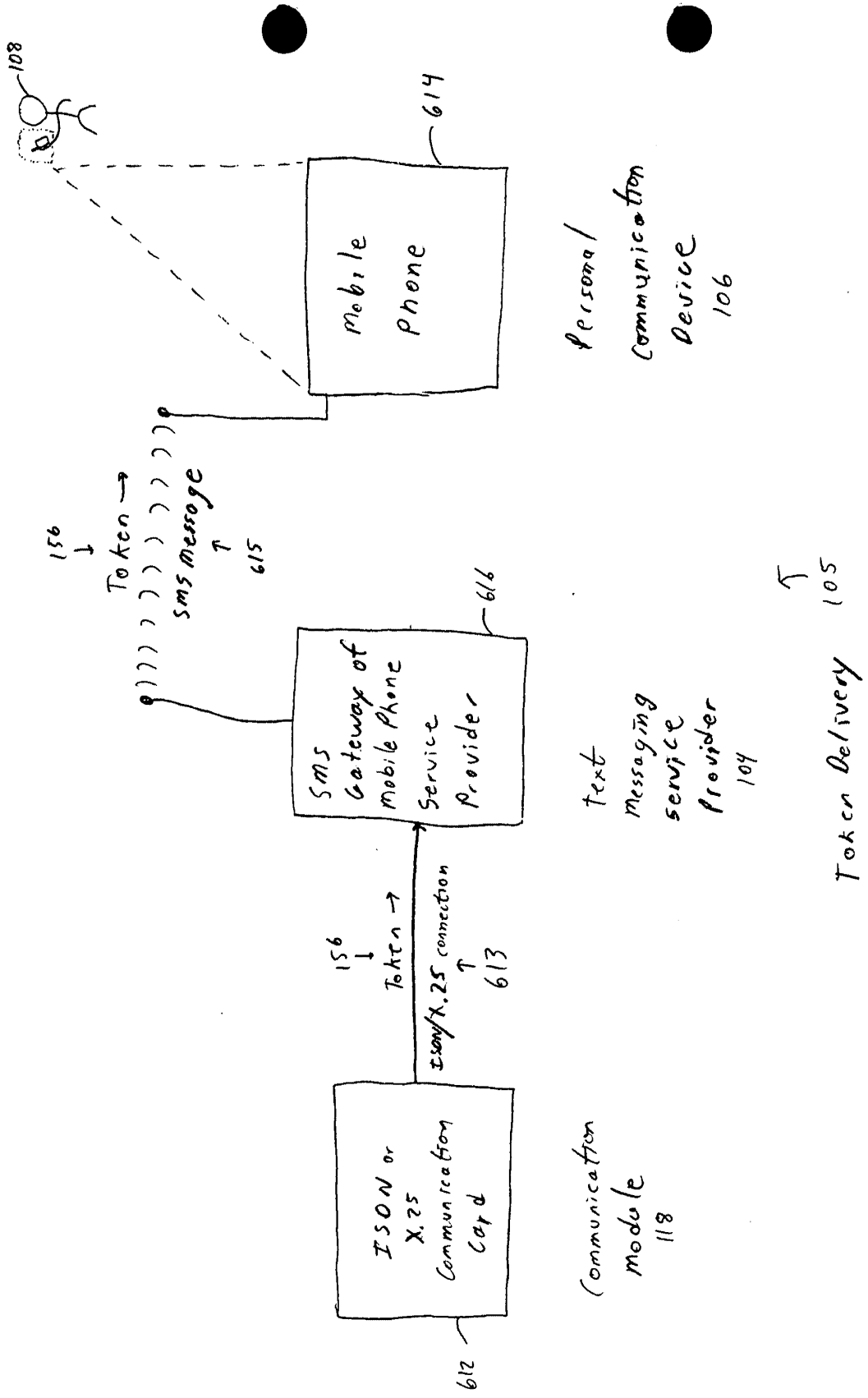


Fig 6B

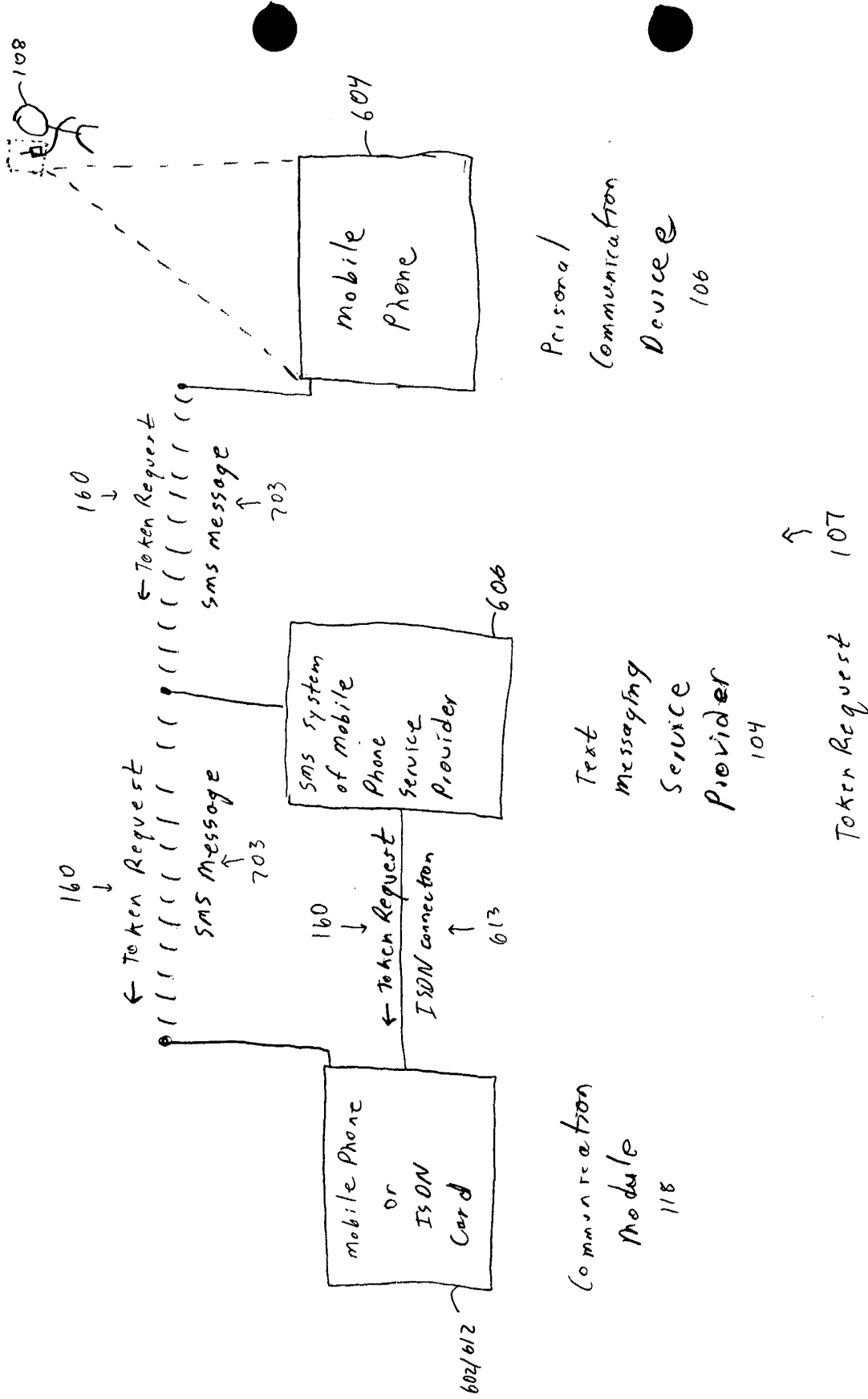


Fig 7A

UNIFIED PATENTS EXHIBIT 1002

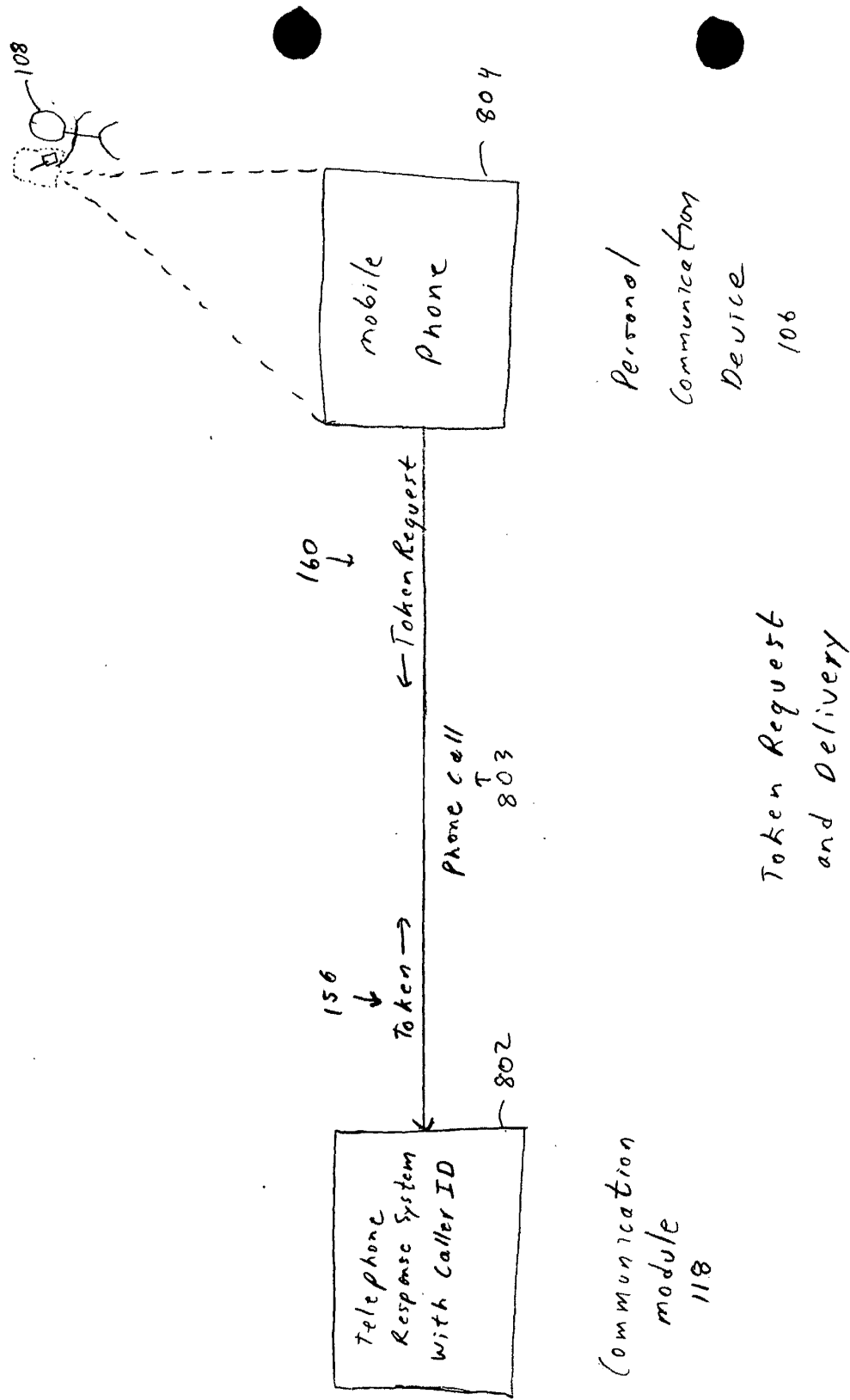


Fig 8

surreptitiously writing down passwords, and security is compromised when users write down their passwords.

The SecurID product, which is distributed by RSA Security Inc., solves many of the aforementioned problems by requiring a two-factor authentication process. The first
5 factor is a user passcode or personal identification number. The second factor is a SecurID card that is possessed by the user. The SecurID card generates and displays unpredictable, one-time-only access codes that automatically change every 60 seconds. The user supplies the displayed code upon logging into a system. The system has a corresponding code generator that allows verification of possession of the card.

10 The SecurID product, however, requires users to carry an additional item on their person in order to access a secure system. It would be advantageous if the benefits of the SecurID system could be achieved using a device that many users already carry - a personal communication device such as a mobile phone or a pager.

15 Summary of the Invention

A preferred embodiment of the present invention is a password setting system for setting user passwords for a secure system, such as a computer system or a secure area of a building. The password setting system preferably includes a user token server and a communication module. The user token server generates a random token in
20 response to a request for a new password from a user. The server creates a new password by concatenating a secret passcode that is known to the user with the token. The server sets the password associated with the user's user ID to be the new password. The communication module transmits the token to a personal communication device, such as a mobile phone or a pager carried by the user. The user concatenates the secret
25 passcode with the received token in order to form a valid password, which the user submits to gain access to the secure system. Accordingly, access to the system is based upon: nonsecret information known to the user, such as the user ID; secret information known to the user, such as the passcode; and information provided to the user through an object possessed by the user, such as the token.

30 One aspect of the invention is a method for setting passwords. The method includes associating a user ID with a phone number of a personal communication

device. The method also includes generating a new password based at least upon a token. The method also includes setting a password associated with the user ID to be the new password. The method also includes transmitting the token to the personal communication device using the phone number associated with the user ID. In another aspect, the method also includes associating the user ID with a passcode. In another aspect, the new password is generated based additionally upon the passcode. In another aspect, the method also includes receiving a request for the user token. In another aspect, the personal communication device is a mobile phone. In another aspect, the personal communication device is a pager.

10 An additional aspect of the invention is a password setting system. The system includes a first user database configured to associate a user ID with a phone number of a personal communication device. The system also includes a control module configured to create a password based at least upon a token. The control module is further configured to cause a second user database to associate the password with the user ID.

15 The system also includes a communication module interface configured to cause a communication module to transmit the token to the personal communication device using the phone number associated with the user ID. In another aspect, the first user database and the second user database are the same database. In another aspect, the first user database is further configured to associate the user ID with a passcode, and the control module is further configured to create the password based additionally upon the

20 passcode.

An additional aspect of the invention is a method of regulating access to a secure system. The method includes transmitting a user token to a personal communication device. The method also includes receiving login data in response to a request for authentication information, wherein the login data is based at least upon the user token.

25 The method also includes granting access to the secure system based upon the received login data. In another aspect, the login data is additionally based upon a user ID. In another aspect, the login data comprises a user ID. In another aspect, the login data is additionally based upon a passcode. In another aspect, the login data comprises a user

30 ID and a password. In another aspect, the password comprises a passcode and the token. In another aspect, the password is a concatenation of the passcode and the token.

In another aspect, the password is a hashed concatenation of the passcode and the token. In another aspect the method also includes generating the user token. In another aspect the method also includes receiving a request for the user token. In another aspect, the personal communication device is a mobile phone. In another aspect, the personal communication device is a pager.

An additional aspect of the invention is an access control system. The system includes a user token server configured to transmit a token to a personal communication device. The user token server is further configured to generate a valid password based at least upon the token. The system also includes an authentication module configured to receive at least a submitted password in response to a request for authentication of a user. The authentication module is further configured to grant access to the user if at least the submitted password is based at least upon the token and matches the valid password. In another aspect, the user token server is further configured to generate the valid password based additionally upon a valid passcode that is known to the user. In another aspect, the user token server is further configured to transmit the token in response to a request by the user. In another aspect, the user token server is further configured to associate the valid password with a valid user ID, the authentication module is further configured to receive a submitted user ID in response to the request for authentication, and the authentication module is further configured to grant access to the user if, in addition, the submitted user ID matches the valid user ID.

Brief Description of the Drawings

The present invention will be described below in connection with the attached drawings in which:

Figure 1 illustrates an overview, including system components, of a user authentication system according to a preferred embodiment of the present invention;

Figures 2A-D illustrate login screens that can be used in conjunction with various embodiments of the invention;

Figure 3 illustrates a preferred process performed by the system to authenticate users;

Figure 4 illustrates a preferred embodiment of a user token server;

Figure 5 illustrates a preferred process by which the user token server provides tokens and administrates user accounts;

Figures 6A-C illustrate three embodiments of a token delivery communication link;

5 Figures 7A-B illustrate two embodiments of a token request communication link; and

Figure 8 illustrates an embodiment of a combined token request and delivery communication link.

10 Detailed Description of the Embodiments

In the following description, reference is made to the accompanying drawings, which form a part hereof, and which show, by way of illustration, specific embodiments or processes in which the invention may be practiced. Where possible, the same reference numbers are used throughout the drawings to refer to the same or like components. In some instances, numerous specific details are set forth in order to provide a thorough understanding of the present invention. The present invention, however, may be practiced without the specific details or with certain alternative equivalent devices and methods to those described herein. In other instances, well-known methods and devices have not been described in detail so as not to unnecessarily obscure aspects of the present invention.

15
20 I. Overview and System Components

Figure 1 illustrates an overview, including system components, of a user authentication system 100 according to a preferred embodiment of the present invention. Figure 2A illustrates login screen that can be used in accordance with the preferred embodiment. Figures 2B-D illustrate a login screens that can be used in accordance with alternative embodiments.

The user authentication system 100 includes an authentication server 102, a text messaging service provider 104, a personal communication device 106 carried by a user 108, and a secure system 110 to which the authentication system 100 regulates access.

30 The personal communication device 106 is preferably a pager or a mobile phone having SMS (short message service) receive capability. SMS is a secure text messaging

00000000000000000000

Sub
A2

capability that is incorporated into most digital mobile phones. The secure system 110 is preferably a Windows NT computer workstation, but may be any system, device, account, or area to which it is desired to limit access to authenticated users. The secure system 110 may be, for example, a user account on a network of computer workstations, a user account on a web site, or a secure area of a building. The secure system 110 is preferably connected to the user authentication server 102 by a computer network 103. In one embodiment, the user authentication server 102 is integrated into the secure system 110.

The user authentication server 102 preferably includes a program or a suite of programs running on a computer system to perform user authentication services. The user authentication server 102 may also include the computer system and hardware upon which the programs run. The user authentication server 102 is preferably configured to require that the user 108 supply authentication information through the secure system 110 in order to gain access to the secure system 110.

The authentication information preferably includes a user ID 152, a passcode 154 and a user token 156. The user 108 preferably commits to memory the user ID 152 and passcode 154. The user ID 152 may be publicly known and used to identify the user 108. The passcode 154 is preferably secret and only known to the user 108. The token 156 is preferably provided only to the user 108 by the user authentication server 102 through the user's personal communication device 106 on an as needed basis. The token 156 preferably has a limited lifespan, such as 1 minute or 1 day. Accordingly, the user 108 needs to be in possession of his personal communication device 106 in order to gain access to the secure system 110. Therefore, if the user's user ID 152 and passcode 154 are compromised, a malicious party still cannot access the secure system without possession of the personal communication device 106.

In the preferred embodiment, the user 108 combines the token 156 with the passcode 154 to form a password 158. For example, the user 108 can combine a valid, memorized passcode of "abcd" with a valid token of "1234" to form a valid password of "abcd1234." In this manner, a login screen such as is illustrated in Figure 2A, which is similar or identical to standard login screens that require a user ID 152 and a password 158, can be used. In an alternative embodiment, the passcode 154 and the token 156 are

submitted separately, as is illustrated in Figure 2B. In another embodiment, the passcode 154 is null in which case the token 156 alone is used as the password 158. In still another embodiment, the token 156 can be requested through the secure system 110 as is illustrated in Figures 2C-D.

5 The user authentication server 102 is preferably a secure system itself and may be a part or component of the secure system 110. The user authentication server 102 preferably includes an authentication module 112 and a user database 114. The authentication module 112 is preferably identical to the code or software provided with operating systems such as Windows NT that authenticates users upon login. In
10 alternative embodiments, the authentication module 112 may be any code, device, or module capable of authenticating a user based upon a supplied user ID 152 supplemented by a supplied password 158 or a passcode 154 and a token 156 combination. The authentication module 112 preferably responds to an authentication request transmitted over the computer network 103 by supplying an authentication
15 confirmation 162 over the network 103. If the user 108 has been authenticated, the confirmation 162 instructs the secure system 110 to allow access to the user 108. The user database 114 is preferably similar or identical to the database accessed by the authentication module 112 that stores user ID and password data (or passcode and token data) in operating systems such as Windows NT. In alternative embodiments, the user
20 database 114 can be any database capable of storing user ID and password data.

 The user authentication server 102 preferably also includes a user token server 116 that responds to requests for tokens 160 by generating a token 156 and transmitting the token 156 to the user's personal communication device 106. The user authentication server 102 preferably also resets passwords in the user database 114 based upon
25 generated tokens and passcode data. The user authentication server 102 preferably transmits the tokens 156 over a token delivery communication link 105 to the user's personal communication device 106.

 The user authentication server 102 preferably also includes a communication module 118, which is also part of the token delivery communication link 105. The
30 communication module 118 forwards tokens 156 to a text messaging service provider 104, which may be a pager or mobile phone service provider. The text messaging

service provider 104 then forwards the token 156 preferably in the form of a secure text message to the personal communication device 106.

5 In the preferred embodiment, the communication module 118 is a mobile phone with SMS text messaging send capability. One applicable mobile phone is the presently available Ericsson T-28. The mobile phone 118 is preferably connected to the user authentication server 102 via a presently available serial port cable that makes the phone accessible in a manner similar to a computer modem. Accordingly, the user authentication server 102 can send tokens 156 via the server's mobile phone 118 to the user's mobile phone 106 using SMS. In this case, the server's mobile phone 118 transmits a message including the token 156 to the user's personal communication device 106 using the phone number of the user's personal communication device 106. During the transmission, the message is relayed by the mobile phone service provider 104 to its final destination.

15 Preferably, the communication module 118 is also configured to receive requests for tokens 160. The user preferably transmits a request for tokens 160 over a request communication link 107. The request communication link 107 may be the same communication link as the delivery communication link 105 or it may be a different link. Various embodiments of the token delivery communication link 105 and the token request communication link 107 will be discussed in Section III below.

20 In the preferred embodiment, the communication module 118 is a mobile phone that also has SMS text messaging receive capability. The communication module 118 receives an SMS message from the user's mobile SMS send enabled mobile phone 106, and the token server 116 preferably processes the message as a token request 160. The incoming SMS message is tagged with the sending phone's phone number, which the user token server 116 can use to identify the requesting user and respond with a new token 156. The token request 160 may also be in the form of a phone call, in which case the user token server 116 may use a caller ID feature to identify the calling phone number as a valid user's personal communication device 106. The user token server 116 can then respond with a new token 156. Alternatively, the user token server 116 may allow a calling user 108 to enter the phone number of his personal communication device 106 using the mobile phone keypad once a connection has been established.

In an alternative embodiment, the communication module 118 is an ISDN card that is connected to the text messaging service provider 104 preferably via an X.25 connection. The ISDN card 118 preferably transmits new tokens directly to the text messaging service provider 104 for forwarding to the user's personal communication device 106. The ISDN card 118 may also be configured to be accessible at a phone number to receive calls for requests for tokens 160.

Figure 3 illustrates a preferred process 300 performed by the system 100 to authenticate users. At a step 302, the user 108 requests a token from the user token server 116 through the token request communication link 107. In the preferred embodiment, the user's mobile phone 106 has SMS send capability and the user sends an SMS message to the communication module 118 requesting a new token 156. The SMS message need not contain any data in its body since the phone number of the sending mobile phone is automatically sent along with the message. The user token server 116 preferably identifies the user's mobile phone 106 based upon the phone number with which the SMS message is tagged. In an alternative embodiment, the user 108 makes a phone call with his personal communication device 106 to the communication module 118. The user token server 116 identifies the user's personal communication device 106 preferably based upon a caller ID feature. Alternatively, the user 108 may call from any phone and enter in the phone number of his personal communication device 106. As another alternative, the user 108 may request the token 156 through the secure system 110 itself as illustrated in Figures 2C-D. As another alternative, the step 302 may be omitted altogether. In this case, the user token server 116 can automatically send tokens 156 to the user 108 at predetermined intervals, such as once per day where the tokens have a lifespan of one day.

At a step 304 the user token server 116 generates a token 156. The token 156 may be generated by any of a number of methods that preferably produces a random or pseudo-random sequence of numbers and/or digits. The token 156 is preferably long enough such that it cannot be guessed, but short enough such that it is relatively easy to enter, such as six to eight characters.

At a step 306, the token server 116 generates a new password 158. The token server 116 preferably creates the new password 158 by combining the user's passcode

154, which is stored by the user token server 116, with the newly generated token 156. At a step 308, the token server updates the user database 114 with the new password 158. In the case that the user's account in the user database 114 is inactive or deactivated, the token server 116 activates the user's account.

5 In the preferred embodiment, the token server creates a hash of the password 158 and stores the hash of the password 158 in the user database 114 rather than storing the password 158 itself. The hash is typically performed using a one-way hashing algorithm where the same password always produces the same hash, but where the password cannot be determined from the hash. In typical systems, passwords 158 are
10 stored as hashes rather than as plain text in order to prevent system administrators and others from being able to determine users' passwords by examining the user database 114. Also, when a user 108 submits a password 158 upon login to a secure system 110, the submitted password 158 is immediately hashed using the same one-way hashing algorithm before transmission to the authentication module 112. The authentication
15 module 112 then compares hashes of passwords rather than the passwords themselves to authenticate the user 108. In this manner, passwords 158 need not be transmitted over any communication links or computer networks as clear text. It will be apparent to one skilled in the art that the present invention can be implemented with or without the hashing of passwords and that incorporating hashing of passwords does not
20 substantively affect the scope or spirit of the invention. So as not to unnecessarily obscure aspects of the present invention, a password as referred to herein may be an unhashed or a hashed password. For example, a receipt of a password may be a receipt of an unhashed or hashed password, and a comparison of passwords may be a comparison of unhashed or hashed passwords.

25 At a step 310, the token server 116 transmits the token 156 to the user's personal communication device 106 via the token delivery communication link 105. In the preferred embodiment, the communication module 118 is a mobile phone, and the user token server 116 uses the SMS send capability of the phone 118 to send an SMS message including the token 156 to the user's personal communication module 106. At
30 a step 312, the user 108 receives the token through his personal communication device 106.

At a step 314, the user 108 logs into the secure system 110 using the user ID 152 and the password 158. In the preferred embodiment, the user 108 combines the passcode 154 and the token 156 by concatenation to form the password 158. In an alternative embodiment, the passcode 154 and the token 156 are submitted separately.

5 At a step 316, the secure system 110 transmits login data 159 to the user authentication server 102 over the computer network 103 for authentication of the user 108. The login data 159 preferably includes the user ID 152 and a hash of the password 158 that the secure system 110 creates in order to avoid sending the password 158 over the computer network 103 in clear text. Alternatively, the login data 159 may include a
10 hash of the passcode 154 and the token 156. As another alternative, the password 158, or the passcode 154 and token 156 are not hashed.

At a step 318, the user authentication server 102 authenticates the user 108 based upon the login data 159. In order to authenticate the user 108, the authentication server 102 preferably compares the login data to the password 158 (hashed or unhashed) or the
15 passcode 154 and token 156 (hashed or unhashed) corresponding to the user ID 152 stored in the user database 114.

At a step 320, the user authentication server 102 transmits an authentication confirmation 162 to the secure system 110. At a step 322, the secure system 110 allows the user 108 access based upon the authentication confirmation 162.

20 II. The User Token Server

Figure 4 illustrates a preferred embodiment of the user token server 116. The user token server 116 preferably includes a process or program running on or in conjunction with the user authentication server 102. The user token server 116 may, however, include a computer upon which the process or program executes. The user
25 token server 116 preferably includes a control module 402, a supplemental user database 404, a communication module interface 406, and a token generation module 408. The various modules and components of the user token server 116 are described herein from a functional perspective. The various functional components may, however, be seamlessly integrated into one or more executable programs, data
30 structures, and/or physical components.

The control module 402 preferably serves as the top level component of the user token server 116. The control module 402 preferably handles any tasks or functions not handled by the other modules of the token server 116, in addition to controlling the other modules. The control module 402 preferably maintains a supplemental user database 404, which preferably stores associations of user IDs with passcodes, phone numbers of users' personal communication devices, and any other supplemental user data. The other supplemental user data may include one or more of: whether an account is active, the expiration time of passwords, and the frequency with which tokens may be automatically distributed. The supplemental user database 404 is preferably accessed and modified through an administrator user interface 403 provided by the control module 402. The administrator user interface 403 allows administration of user privileges by adding, modifying and removing user IDs, passcodes, and phone numbers from the supplemental user database 404.

In the preferred embodiment, the supplemental user database 404 is maintained separately from the user database 114 of the user authentication server 102. In this configuration, the user database 114 supplied with an OEM system need not be modified or reconfigured. The user token server 116 can be added to existing secure systems in order to provide additional security functionality. In an alternative embodiment, the supplemental user database 404 may be integrated into the user database 114. In this case, user authentication module 102 is preferably configured and supplied as a single integrated component.

Figure 5 illustrates a preferred process 500 by which the user token server 116 provides tokens 156 and administers user accounts. The process 500 is described below in conjunction with the description of the functionality of the various modules and components of the user token server 116.

At a step 502, the control module 402 associates a user ID with a passcode 154 and a phone number of a user's personal communication device 106. Upon initially setting up an account, the association can be performed manually by a system administrator through the administrator user interface 403. The administrator user interface 403 preferably solicits a desired user ID 152, passcode 154, and phone number from a system administrator. The control module 402 then preferably creates a

deactivated user account with a user ID 152 for the secure system 110 on the user database 114 of the user authentication server 102. The control module 402 preferably accesses the user database 114 using an application program interface (API) (not illustrated), which is typically provided with OEM systems. The control module 402
5 also preferably creates an entry in the supplemental user database 404 including the user ID 152, the passcode 154, and the phone number.

At a step 504, the user token server 116 receives a token request 160 from the user 108, possibly in order to activate his deactivated account. The token request 160 is preferably received through the communication module 118, which the control module
10 402 preferably controls through a communication module interface 406. The communication module interface 406 is preferably a device driver tailored for the specific implementation of the communication module 118. In alternative embodiments, the user may request the token 156 through the secure system 110 itself, as illustrated in Figures 2C-D. In this case, the request 160 may be received through the
15 computer network 103.

At a step 506, the control module 402 associates the token request 160 with a valid user ID 152. The control module 402 may make this association based upon a supplied phone number by querying the supplemental user database 404. In one
20 embodiment, if the user ID 152 is supplied in conjunction with the request 160, the step 506 is not performed .

At a step 508, the token generation module 408 generates a token by a method that produces a random or pseudo-random sequence of numbers or digits or both numbers and digits. Many methods are presently known for producing such random
25 sequences. The token generation module 408 preferably passes the newly generated token 156 to the control module 402.

At a step 510, the control module 402 generates a new password 158 based upon the generated token 156 and the passcode 154 associated with the user ID 152 as listed in the supplemental user database 404. The new password 158 is preferably generated
30 by concatenating the passcode 154 and the token 156.

At a step 512, the control module 402 sets or resets the password associated with the user ID 152 in the user database 114. In the preferred embodiment, the control

module 402 sets the password to be a one-way hash of the newly generated password 158. In alternative embodiments, the password 158 need not be hashed. In the case the user's account has been deactivated, the control module 402 activates the user ID 152 in the user database 114. The control module 402 preferably accesses the user database 114 through the database API (not illustrated).

At a step 514, the control module 402 transmits the token 156 to the user's personal communication device 106 preferably based upon the phone number associated with the user ID 152 in the supplemental user database 404. In the preferred embodiment, the control module 402 causes the communication module 118 to generate and send an SMS message containing the token 156 to the user's mobile phone. In an alternative embodiment, the communication module 118 may call the phone number of the user's pager and transmit the token 156 as the page data.

At a step 516, the user 108 is able to access the secure system 110 by logging in using the supplied token 156. The user 108 preferably concatenates his memorized secret passcode 154 with the valid token 156 to create the password 158. The user then logs in using his user ID 152 and the password 158.

At a step 518, if the token has an expiry time, the token 156 expires. At a step 520, upon expiration of the token 156, the control module 402 deactivates the user account in the user database 114.

Finally, the process 500 repetitively continues either from the step 502, if a new user 108 is to be added, or from the step 504 if an existing user 108 requests a token 156.

III. Token Delivery and Request Communication Links

Figures 6A-C illustrate three embodiments of the token delivery communication link 105. Figures 7A-B illustrate two embodiments of the token request communication link 107. In some embodiments, the same communication link may be used as the token delivery communication link 105 and the token request communication link 107. Figure 8 illustrates an embodiment of a combined token request and delivery communication link that can function in conjunction with a mobile phone without text messaging capability. Additionally, communication technologies other than those

illustrated here by example may be used to implement the communication links 105 and 107.

5 Figure 6A illustrates a preferred embodiment of the token delivery communication link 105. The communication module 118 is a mobile phone 602 with SMS send capability. The mobile phone 602 sends an SMS message 603 including the token 156 to the user's mobile phone 604. While in transit, the message 603 is received and retransmitted by the SMS system 606 of a mobile phone service provider.

10 Figure 6B illustrates a first alternative embodiment of the token delivery communication link 105. In this case, the communication module 118 is an ISDN card or an X.25 connection card 612 that connects to an SMS gateway 616 of a mobile phone service provider via an ISDN or X.25 connection 613. The card 612 transmits the token 156 to the SMS gateway 616, which then creates an SMS message 615 and transmits the message 615 to the user's mobile phone 614.

15 Figure 6C illustrates a second alternative embodiment of the token delivery communication link 105. In this case, the communication module 118 is a phone dialer 622, the personal communication device 106 is a pager 624, and the text messaging service provider is a paging service 626. In order to transmit a token 156, the phone dialer 622 places a phone call 623 to the phone number of the user's pager 624. The paging service provider 626 answers and the phone dialer 622 enters a numeric token 20 156 to be transmitted to the pager 624. The paging service provider 626, in turn, sends a page 625 containing the token 156 to the user's pager 624.

25 Figure 7A illustrates a preferred embodiment of the token request communication link 107. The personal communication device 106 is preferably the mobile phone 604, the communication module 118 is preferably the mobile phone 602, and the text messaging service provider 104 is preferably the SMS system 606 of the preferred embodiment of the token delivery communication link 105 (Figure 6A). Alternatively, the communication module 118 may be the ISDN card or X.25 connection card 612 connected through the ISDN or X.25 connection 613 as in the first alternative embodiment of the token delivery communication link 105 (Figure 6B). The 30 mobile phone 604 preferably sends an SMS message 703 as a token request 160 to the mobile phone 602 or the ISDN card 612. The SMS message 703 may have a blank

message body but the message preferably includes the sending phone's phone number in a tag or header field. While in transit, the message 603 is received and retransmitted by the SMS system 606. The user token server 116 preferably identifies the sending phone's phone number, and if the phone number matches a valid user ID 152, the token server 116 processes the message 703 as a token request 160.

Figure 7B illustrates a first alternative embodiment of the token request communication link 107 in accordance with the token request and login screens of Figures 2C-D. The user 108 makes the token request 160 through a first login screen (Figure 2C) on the secure system 110. The token request 160 in this case preferably includes the user's user ID 152 and is preferably transmitted through the computer network 103 to the user token server 116 through a network interface card 702. In this case, the token request 160 need not be communicated through the communication module 118. Also, the personal communication device 106 need not be used in requesting the token 156 but is preferably used in delivering the token 156.

Figure 8 illustrates a combined token request and delivery link in which the personal communication device 106 is preferably a mobile phone. The communication module 118 is preferably an automated telephone response system 802 with a caller ID capability. The user 108 places a phone call 803 to the telephone response system 802, which identifies the calling phone 804 using caller ID. The telephone response system 802 interprets the call as a token request 160 and responds by generating a voice synthesized recitation of the token 156 that the user hears through the mobile phone 804. The mobile phone 804, in this case, need not have any text messaging or SMS capability.

In still other embodiments, various other technologies and combinations of technologies, which will be apparent to one skilled in the art, can be used to implement the token delivery 105 and token request 107 communication links. For example, a token request may be made through a land line phone, and in response, a token may be delivered to a mobile phone.

IV. Conclusion

Although the invention has been described in terms of certain preferred embodiments, other embodiments that are apparent to those of ordinary skill in the art,

WHAT IS CLAIMED IS:

1. A method for setting passwords comprising:
 - (A) associating a user ID with a phone number of a personal communication device;
 - (B) generating a new password based at least upon a token;
 - (C) setting a password associated with the user ID to be the new password; and
 - (D) transmitting the token to the personal communication device using the phone number associated with the user ID.
2. The method of Claim 1, further comprising
(E) associating the user ID with a passcode.
3. The method of Claim 2, wherein (B) is based additionally upon the passcode.
4. The method of Claim 1, further comprising
(F) receiving a request for the user token.
5. The method of Claim 4, wherein (B), (C), and (D) are performed in response to (F).
6. The method of Claim 1, wherein the personal communication device is a mobile phone.
7. The method of Claim 1, wherein the personal communication device is a pager.
8. A password setting system comprising:
 - a first user database configured to associate a user ID with a phone number of a personal communication device;
 - a control module configured to create a password based at least upon a token, the control module further configured to cause a second user database to associate the password with the user ID; and
 - a communication module interface configured to cause a communication module to transmit the token to the personal communication device using the phone number associated with the user ID.

03000000000000000000

000000000000000000000000

9. The password setting system of Claim 8, wherein the first user database and the second user database are the same database.

10. The password setting system of Claim 8, wherein the first user database is further configured to associate the user ID with a passcode, and wherein the control module is further configured to create the password based additionally upon the passcode.

11. A method of regulating access to a secure system, the method comprising:

- (A) transmitting a user token to a personal communication device;
(B) receiving login data in response to a request for authentication information, wherein the login data is based at least upon the user token; and
(C) granting access to the secure system based upon the received login data.

12. The method of Claim 11, wherein the login data is additionally based upon a user ID.

13. The method of Claim 11, wherein the login data comprises a user ID.

14. The method of Claim 12, wherein the login data is additionally based upon a passcode.

15. The method of Claim 11, wherein the login data comprises a user ID and a password.

16. The method of Claim 15, wherein the password comprises a passcode and the token.

17. The method of Claim 16, wherein the password is a concatenation of the passcode and the token.

18. The method of Claim 16, wherein the password is a hashed concatenation of the passcode and the token.

19. The method of Claim 11, further comprising (D) generating the user token.

20. The method of Claim 19, further comprising (E) receiving a request for the user token.

21. The method of Claim 20, wherein (A) and (D) are performed in response to (E).

22. The method of Claim 11, wherein the personal communication device is a mobile phone.

5 23. The method of Claim 11, wherein the personal communication device is a pager.

24. An access control system comprising:
a user token server configured to transmit a token to a personal communication device, the user token server further configured to generate a valid password based at least upon the token; and
10 an authentication module configured to receive at least a submitted password in response to a request for authentication of a user, the authentication module further configured to grant access to the user if at least the submitted password is based at least upon the token and matches the valid password.

15 25. The access control system of Claim 24, wherein the user token server is further configured to generate the valid password based additionally upon a valid passcode that is known to the user.

26. The access control system of Claim 24, wherein the user token server is further configured to transmit the token in response to a request by the user.

20 27. The access control system of Claim 25, wherein the user token server is further configured to associate the valid password with a valid user ID, wherein the authentication module is further configured to receive a submitted user ID in response to the request for authentication, and wherein the authentication module is further configured to grant access to the user if, in addition, the submitted user ID matches the
25 valid user ID.

00000000000000000000000000000000

Add BI

USE OF PERSONAL COMMUNICATION DEVICES FOR USER AUTHENTICATION

Abstract of the Disclosure

5 A password setting system for a secure system includes a user token server and a
communication module. The user token server generates a random token in response to
a request for a new password from a user. The server creates a new password by
concatenating a secret passcode that is known to the user with the token. The server sets
the password associated with the user's user ID to be the new password. The
communication module transmits the token to a personal communication device, such
10 as a mobile phone or a pager carried by the user. The user concatenates the secret
passcode with the received token in order to form a valid password, which the user
submits to gain access to the secure system. Accordingly, access to the system is based
upon: nonsecret information known to the user, such as the user ID; secret information
known to the user, such as the passcode; and information provided to the user through
15 an object possessed by the user, such as the token.

20 H:\DOCS\ASFASF-1351.DOC
030600



Bib Data Sheet



**UNITED STATES DEPARTMENT OF COMMERCE
Patent and Trademark Office**

Address: COMMISSIONER OF PATENTS AND TRADEMARKS
Washington, D.C. 20231

SERIAL NUMBER 09/519,829	FILING DATE 03/06/2000 RULE -	CLASS 713	GROUP ART UNIT 2777	ATTORNEY DOCKET NO. APRILS.001A
APPLICANTS Sten-Olov Engberg, Storvreta, SWEDEN; Ake Jonsson, Fagersta, SWEDEN;				
** CONTINUING DATA *****				
** FOREIGN APPLICATIONS *****				
IF REQUIRED, FOREIGN FILING LICENSE GRANTED ** SMALL ENTITY ** ** 04/14/2000				
Foreign Priority claimed 35 USC 119 (a-d) conditions met	<input type="checkbox"/> yes <input checked="" type="checkbox"/> no <input type="checkbox"/> yes <input checked="" type="checkbox"/> no <input type="checkbox"/> Met after	STATE OR COUNTRY SWEDEN	SHEETS DRAWING 11	TOTAL CLAIMS 27
Verified and Acknowledged	Allowance <i>M. Jonsson</i> 12/4/00 Examiner's Signature Initials			INDEPENDENT CLAIMS 4
ADDRESS 20995				
TITLE Use personal communication devices for user authentication				
FILING FEE RECEIVED 614	FEES: Authority has been given in Paper No. _____ to charge/credit DEPOSIT ACCOUNT No. _____ for following:		<input type="checkbox"/> All Fees <input type="checkbox"/> 1.16 Fees (Filing) <input type="checkbox"/> 1.17 Fees (Processing Ext. of time) <input type="checkbox"/> 1.18 Fees (Issue) <input type="checkbox"/> Other _____ <input type="checkbox"/> Credit	

This Form is for INTERNAL PTO USE ONLY
It does NOT get mailed to the applicant.

NOTICE OF FILING / CLAIM FEE(S) DUE (CALCULATION SHEET)

APPLICATION NUMBER: _____

Total Fee Calculation

Fee Code	Total # Claims	Number Entered	X	Fee	Fee	Total
Small				Small Entry	Lg. Entry	
Basic Filing Fee	291.101	27		_____	690	_____
Total Claims > 20	292.101	7	X	_____	126	_____
Independent Claims > 3	293.102	4	X	_____	78	_____
Multi-Dep. Claim Present	294.104			_____	130	_____
Surcharge	295.105			_____		_____
English Translation	119			_____		_____
TOTAL FEE CALCULATION						_____

Fees due upon filing the application:

Total Filing Fees Due = \$ 1024

Less Filing Fees Submitted = \$ _____

BALANCE DUE = \$ 1024

WSP

Office of Initial Patent Examination

Figure 7

FORM OIPE-RAM-01 (Rev. 12/97)

PATENT APPLICATION FEE DETERMINATION RECORD
Effective December 29, 1999

Application or Docket Number

CLAIMS AS FILED - PART I

FOR	(Column 1) NUMBER FILED	(Column 2) NUMBER EXTRA
BASIC FEE		
TOTAL CLAIMS	37 minus 20 = *	7
INDEPENDENT CLAIMS	4 minus 3 = *	1
MULTIPLE DEPENDENT CLAIM PRESENT		

* If the difference in column 1 is less than zero, enter "0" in column 2

SMALL ENTITY TYPE **OR** **OTHER THAN SMALL ENTITY**

RATE	FEE	OR	RATE	FEE
	345.00			690.00
X\$ 9=			X\$18=	126
X39=			X78=	78
+130=			+260=	
TOTAL			TOTAL	894

CLAIMS AS AMENDED - PART II

	(Column 1) CLAIMS REMAINING AFTER AMENDMENT	(Column 2) MINUS	(Column 3) HIGHEST NUMBER PREVIOUSLY PAID FOR	PRESENT EXTRA
AMENDMENT A				
Total	* 26	Minus	** 27	=
Independent	* 5	Minus	*** 4	= 1
FIRST PRESENTATION OF MULTIPLE DEPENDENT CLAIM				

SMALL ENTITY **OR** **OTHER THAN SMALL ENTITY**

RATE	ADDITIONAL FEE	OR	RATE	ADDITIONAL FEE
X\$ 9=			X\$18=	
X39=	40		X78=	
+130=			+260=	
TOTAL ADDIT. FEE	40		TOTAL ADDIT. FEE	

	(Column 1) CLAIMS REMAINING AFTER AMENDMENT	(Column 2) MINUS	(Column 3) HIGHEST NUMBER PREVIOUSLY PAID FOR	PRESENT EXTRA
AMENDMENT B				
Total	*	Minus	**	=
Independent	*	Minus	***	=
FIRST PRESENTATION OF MULTIPLE DEPENDENT CLAIM				

RATE	ADDITIONAL FEE	OR	RATE	ADDITIONAL FEE
X\$ 9=			X\$18=	
X39=			X78=	
+130=			+260=	
TOTAL ADDIT. FEE			TOTAL ADDIT. FEE	

	(Column 1) CLAIMS REMAINING AFTER AMENDMENT	(Column 2) MINUS	(Column 3) HIGHEST NUMBER PREVIOUSLY PAID FOR	PRESENT EXTRA
AMENDMENT C				
Total	*	Minus	**	=
Independent	*	Minus	***	=
FIRST PRESENTATION OF MULTIPLE DEPENDENT CLAIM				

RATE	ADDITIONAL FEE	OR	RATE	ADDITIONAL FEE
X\$ 9=			X\$18=	
X39=			X78=	
+130=			+260=	
TOTAL ADDIT. FEE			TOTAL ADDIT. FEE	

* If the entry in column 1 is less than the entry in column 2, write "0" in column 3.
 ** If the "Highest Number Previously Paid For" IN THIS SPACE is less than 20, enter "20."
 *** If the "Highest Number Previously Paid For" IN THIS SPACE is less than 3, enter "3."
 The "Highest Number Previously Paid For" (Total or Independent) is the highest number found in the appropriate box in column 1.

IN THE UNITED STATES PATENT AND TRADEMARK OFFICE

Applicants	: Sten-Olov Engberg, et al.	Group Art Unit Unknown
App. No.	: Unknown	
Filed	: Herewith	
For	: USE OF PERSONAL COMMUNICATION DEVICES FOR USER AUTHENTICATION	
Examiner	: Unknown	



INFORMATION DISCLOSURE STATEMENT

Assistant Commissioner for Patents
Washington, D.C. 20231

Dear Sir:

Enclosed is form PTO-1449 listing references that are also enclosed. This Information Disclosure Statement is being filed within three months of the filing date of this application, and no fee is required in accordance with 37 C.F.R. § 1.97(b)(1).

Respectfully submitted,

KNOBBE, MARTENS, OLSON & BEAR, LLP

Dated: MARCH 6, 2000

By: Jerry T. Sewell
 Jerry T. Sewell
 Registration No. 31,567
 Attorney of Record
 620 Newport Center Drive
 Sixteenth Floor
 Newport Beach, CA 92660
 (949) 760-0404

FORM PTO-1449	U.S. DEPARTMENT OF COMMERCE PATENT AND TRADEMARK OFFICE	ATTY. DOCKET NO. APRILS.001A	APPLICATION NO. Unknown
INFORMATION DISCLOSURE STATEMENT BY APPLICANT (USE SEVERAL SHEETS IF NECESSARY)		APPLICANTS Sten-Olov Engberg, et al.	GROUP Unknown
		FILING DATE Herewith	

JCS30 U.S. PTO
 09/519829
 03/06/00

U.S. PATENT DOCUMENTS							
EXAMINER INITIAL	DOCUMENT NUMBER	DATE	NAME	CLASS	SUBCLASS	FILING DATE (IF APPROPRIATE)	

FOREIGN PATENT DOCUMENTS							
EXAMINER INITIAL	DOCUMENT NUMBER	DATE	COUNTRY	CLASS	SUBCLASS	TRANSLATION	
						YES	NO

EXAMINER INITIAL	OTHER DOCUMENTS (INCLUDING AUTHOR, TITLE, DATE, PERTINENT PAGES, ETC.)
M/H 12/3/03	Security Dynamics-SecurID Tokens Datasheet, http://www.computerterps.com/internet/security/secdyn/tokens.html , last modified 7/31/98.
M/H 12/3/03	ACE/Server, http://www.computerterps.com/internet/security/secdyn/aceserv.html , last modified 7/15/98.
M/H 12/3/03	RSA Security Inc.-RSA SecurID Two-Factor Authentication System, http://www.securid.com/products/securid/index.html , printed on 3/3/00.

JTS-4505.DOC:ke20000306

EXAMINER	<i>M. H. Engberg</i>	DATE CONSIDERED	12/3/03
*EXAMINER: INITIAL IF CITATION CONSIDERED. WHETHER OR NOT CITATION IS IN CONFORMANCE WITH MPEP 609; DRAW LINE THROUGH CITATION IF NOT IN CONFORMANCE AND NOT CONSIDERED, INCLUDE COPY OF THIS FORM WITH NEXT COMMUNICATION TO APPLICANT.			