

(12) **United States Patent**
Hotelling et al.

(10) **Patent No.:** **US 11,009,390 B2**
(45) **Date of Patent:** **May 18, 2021**

(54) **METHODS AND SYSTEMS FOR MODULATION AND DEMODULATION OF OPTICAL SIGNALS**

(58) **Field of Classification Search**
CPC G01J 1/0228; G01J 2001/0257; G01J 2001/4242; G01J 2001/444; A61B 5/7225; A61B 5/02427
See application file for complete search history.

(71) Applicant: **Apple Inc.**, Cupertino, CA (US)
(72) Inventors: **Steven P. Hotelling**, Los Gatos, CA (US); **Marcelo M. Lamego**, Cupertino, CA (US)

(56) **References Cited**
U.S. PATENT DOCUMENTS

(73) Assignee: **Apple Inc.**, Cupertino, CA (US)
(*) Notice: Subject to any disclaimer, the term of this patent is extended or adjusted under 35 U.S.C. 154(b) by 428 days.

4,729,128 A 3/1988 Grimes
5,162,618 A 11/1992 Knowles
5,381,696 A 1/1995 Ichinose et al.
(Continued)

(21) Appl. No.: **15/960,507**
(22) Filed: **Apr. 23, 2018**

FOREIGN PATENT DOCUMENTS
WO WO 94/002911 2/1994
WO WO 05/103872 11/2005

(65) **Prior Publication Data**
US 2018/0238734 A1 Aug. 23, 2018

OTHER PUBLICATIONS
Bicz et al., "Ultrasonic sensor for fingerprints recognition," Proceedings of SPIE 2634, Optoelectronic and Electronic Sensors, Jun. 30, 1995, doi: 10-1117/12.213142, 9 pages.
(Continued)

Related U.S. Application Data
(63) Continuation of application No. 14/618,664, filed on Feb. 10, 2015, now Pat. No. 9,952,095.
(60) Provisional application No. 62/057,089, filed on Sep. 29, 2014.

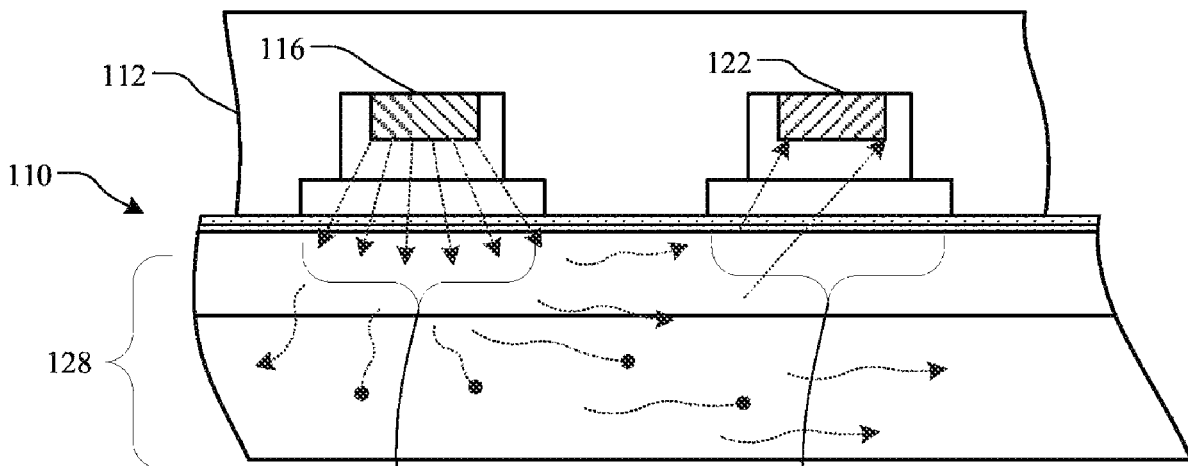
Primary Examiner — Tony Ko
(74) *Attorney, Agent, or Firm* — Brownstein Hyatt Farber Schreck, LLP

(51) **Int. Cl.**
G01J 1/44 (2006.01)
A61B 5/024 (2006.01)
G01J 1/18 (2006.01)
A61B 5/00 (2006.01)
(Continued)

(52) **U.S. Cl.**
CPC **G01J 1/44** (2013.01); **A61B 5/02427** (2013.01); **A61B 5/7225** (2013.01); **A61B 5/7228** (2013.01); **G01J 1/0228** (2013.01); **G01J 1/18** (2013.01); **G01J 2001/0257** (2013.01); **G01J 2001/4242** (2013.01); **G01J 2001/444** (2013.01)

(57) **ABSTRACT**
An electronic device includes one or more light sources for emitting light toward a body part of a user and one or more optical sensors for capturing light samples while each light source is turned on and for capturing dark samples while the light source(s) are turned off. A signal produced by the one or more optical sensors is filtered and demodulated produce multiple demodulated signals each associated with a light source. Each signal associated with the light source(s) is analyzed to estimate or determine a physiological parameter of the user.

19 Claims, 7 Drawing Sheets



(51) **Int. Cl.**
G01J 1/02 (2006.01)
G01J 1/42 (2006.01)

(56) **References Cited**

U.S. PATENT DOCUMENTS

5,515,298 A 5/1996 Bicz
 5,589,636 A 12/1996 Bicz
 5,719,950 A 2/1998 Osten
 5,886,452 A 3/1999 Toda
 6,091,406 A 7/2000 Kambara
 6,159,149 A 12/2000 Erikson
 6,164,135 A 12/2000 Bicz
 6,720,712 B2 4/2004 Scott
 7,032,454 B2 4/2006 Amano
 7,400,750 B2 7/2008 Nam
 7,449,821 B2 11/2008 Dausch
 7,458,268 B2 12/2008 Schneider et al.
 7,497,120 B2 3/2009 Schneider et al.
 7,568,391 B2 8/2009 Schneider et al.
 7,656,932 B2 2/2010 Durand
 7,667,374 B2 2/2010 Aono et al.
 7,734,435 B2 6/2010 Thomas et al.
 7,739,912 B2 6/2010 Schneider et al.
 7,770,456 B2 8/2010 Stevenson et al.
 8,047,995 B2 11/2011 Wakabayashi et al.
 8,054,203 B2 11/2011 Breed et al.
 8,085,998 B2 12/2011 Setlak et al.
 8,095,328 B2 1/2012 Thomas et al.
 8,179,678 B2 5/2012 Yamashita et al.
 8,201,739 B2 6/2012 Schneider et al.
 8,335,356 B2 12/2012 Schmitt
 8,345,508 B2 1/2013 Wodnicki et al.
 8,508,103 B2 8/2013 Schmitt et al.
 8,536,465 B2 9/2013 Hagiwara et al.
 8,576,202 B2 11/2013 Tanaka et al.
 8,601,876 B2 12/2013 Schneider et al.
 8,617,078 B2 12/2013 Machida et al.
 8,666,126 B2 3/2014 Lee et al.
 8,692,812 B2 4/2014 Hecht
 8,724,859 B2 5/2014 Schneider et al.
 8,743,091 B2 6/2014 Bernstein
 8,781,180 B2 7/2014 Schneider et al.
 8,791,792 B2 7/2014 Benkley, III
 8,982,089 B2 3/2015 Lim
 9,044,171 B2 6/2015 Venkatraman et al.
 9,056,082 B2 6/2015 Liautaud et al.
 9,100,034 B2 8/2015 Oshima
 9,132,693 B2 9/2015 Klootwijk et al.
 9,170,668 B2 10/2015 Schneider et al.
 9,201,546 B2 12/2015 Son et al.
 9,275,625 B2 3/2016 Kim et al.
 9,323,393 B2 4/2016 Djordjev et al.
 9,465,972 B2 10/2016 Chung et al.

9,568,315 B2 2/2017 Naoka, II et al.
 9,582,705 B2 2/2017 Du et al.
 9,607,203 B1 3/2017 Yazdandoost et al.
 9,613,246 B1 4/2017 Gozzini et al.
 9,747,988 B2 8/2017 Yazdandoost et al.
 9,750,451 B2 9/2017 Masson et al.
 9,778,193 B2 10/2017 Vacca
 9,824,254 B1 11/2017 Yazdandoost et al.
 9,857,872 B2 1/2018 Terlizzi et al.
 9,904,836 B2 2/2018 Yazdandoost et al.
 9,927,926 B2 3/2018 Peng
 9,952,095 B1 4/2018 Hotelling et al.
 9,979,955 B1 5/2018 Guo
 9,984,271 B1 5/2018 King et al.
 10,198,610 B1 2/2019 Yousefpor et al.
 10,241,223 B2 3/2019 Jin et al.
 10,275,633 B1 4/2019 Yousefpor et al.
 10,275,638 B1 4/2019 Yousefpor et al.
 10,325,136 B1 6/2019 Yeke Yazdandoost et al.
 10,366,269 B2 7/2019 Lu et al.
 2003/0102777 A1 6/2003 Kuniyasu et al.
 2003/0109993 A1 6/2003 Peat et al.
 2004/0140735 A1 7/2004 Scott et al.
 2004/0264746 A1 12/2004 Polcha
 2006/0196271 A1 9/2006 Jancsik et al.
 2008/0142571 A1 6/2008 Yokozuka et al.
 2008/0175450 A1 7/2008 Scott
 2012/0092026 A1 4/2012 Liautaud et al.
 2013/0278111 A1 10/2013 Sammoura et al.
 2014/0070077 A1* 3/2014 Tsuchimoto A61B 5/7203
 250/214 A
 2014/0316305 A1* 10/2014 Venkatraman A61B 5/681
 600/595
 2014/0333328 A1 11/2014 Nelson et al.
 2014/0352440 A1 12/2014 Fennell et al.
 2014/0355381 A1 12/2014 Lal et al.
 2014/0359757 A1 12/2014 Sezan et al.
 2015/0053006 A1 2/2015 DeCoux et al.
 2015/0192547 A1 7/2015 Lee et al.
 2015/0358740 A1 12/2015 Tsai et al.
 2016/0092714 A1 3/2016 Yazdandoost et al.
 2016/0117541 A1 4/2016 Lu et al.
 2016/0246396 A1 8/2016 Dickinson et al.
 2016/0350573 A1 12/2016 Kitchens, II et al.
 2017/0053151 A1 2/2017 Yazdandoost et al.
 2017/0263022 A1 9/2017 Teshigawara et al.
 2017/0357839 A1 12/2017 Yazdandoost et al.

OTHER PUBLICATIONS

Gumienny et al., "Synthetic aperture acoustic microscope for evaluation of finger tip peripheral skin structure," Proceedings of SPIE, Optical Biophysics, Mar. 30, 1995, doi: 10.1117/12.205999, 5 pages.

* cited by examiner

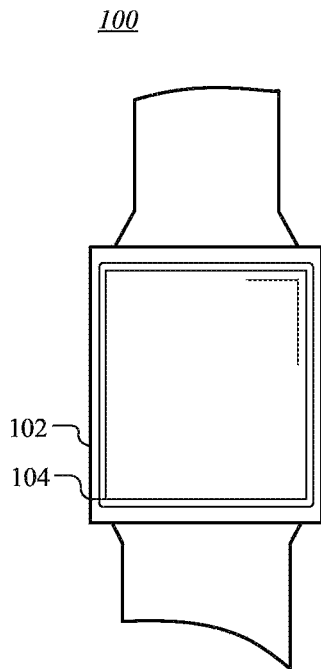


FIG. 1A

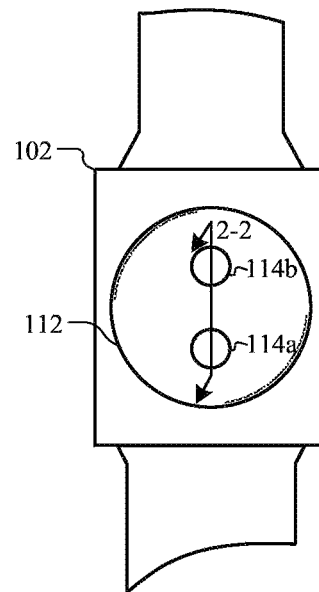


FIG. 1B

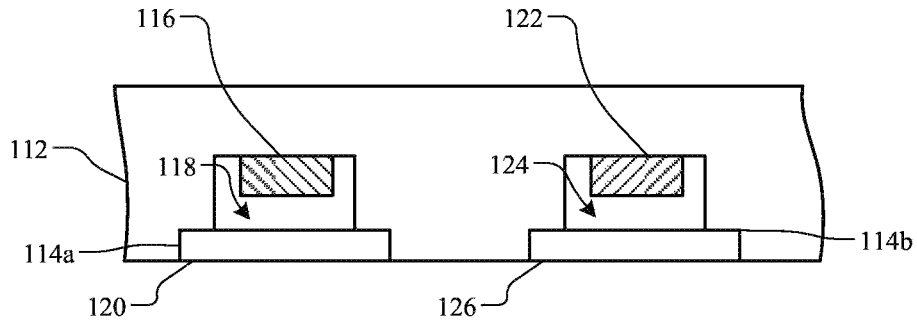


FIG. 2A

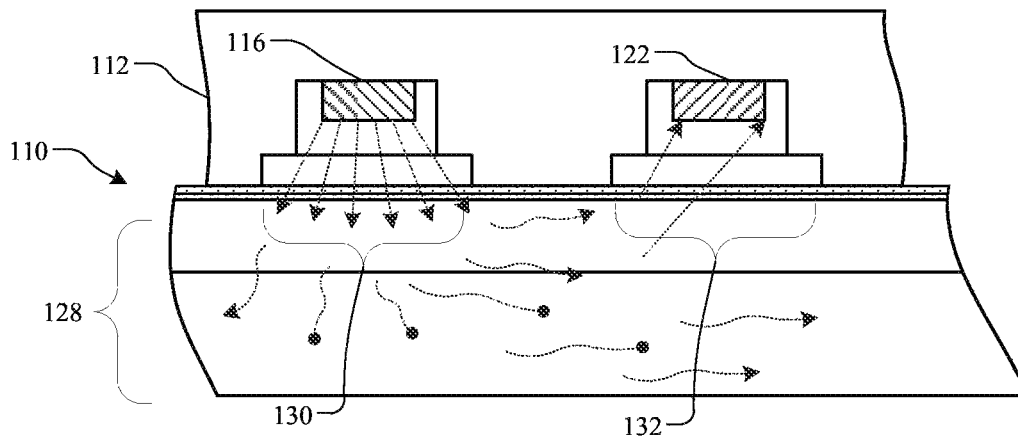


FIG. 2B

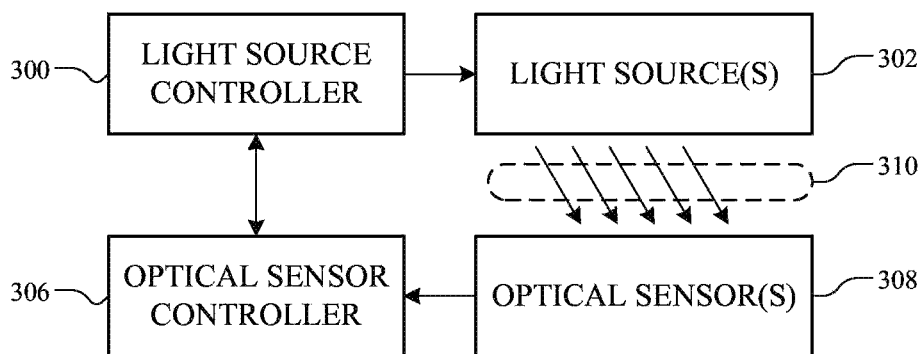


FIG. 3

Explore Litigation Insights

Docket Alarm provides insights to develop a more informed litigation strategy and the peace of mind of knowing you're on top of things.

Real-Time Litigation Alerts



Keep your litigation team up-to-date with **real-time alerts** and advanced team management tools built for the enterprise, all while greatly reducing PACER spend.

Our comprehensive service means we can handle Federal, State, and Administrative courts across the country.

Advanced Docket Research



With over 230 million records, Docket Alarm's cloud-native docket research platform finds what other services can't. Coverage includes Federal, State, plus PTAB, TTAB, ITC and NLRB decisions, all in one place.

Identify arguments that have been successful in the past with full text, pinpoint searching. Link to case law cited within any court document via Fastcase.

Analytics At Your Fingertips



Learn what happened the last time a particular judge, opposing counsel or company faced cases similar to yours.

Advanced out-of-the-box PTAB and TTAB analytics are always at your fingertips.

API

Docket Alarm offers a powerful API (application programming interface) to developers that want to integrate case filings into their apps.

LAW FIRMS

Build custom dashboards for your attorneys and clients with live data direct from the court.

Automate many repetitive legal tasks like conflict checks, document management, and marketing.

FINANCIAL INSTITUTIONS

Litigation and bankruptcy checks for companies and debtors.

E-DISCOVERY AND LEGAL VENDORS

Sync your system to PACER to automate legal marketing.