

Asp or Glu; e) any amino acid other than Cys; e) Glu; f) missing; g) Trp, Tyr or Phe; or h) Lys or Arg;

Xaa₃ is: a) Thr, Asp, Ser, Glu, Pro, Val or Leu; Asp or Glu; b) any amino acid other than Cys; c) Glu; d) Thr; e) Thr, Asp, Ser, Glu, Pro, Val or Leu or is missing; f) Trp, Tyr or Phe; or g) Lys or Arg;

Xaa₄ is: a) Cys, Mpt (mercaptoproline), Pen (penicillamine), Dpr (diaminopropionic acid), Asp, or Glu;

Xaa₅ is: a) any amino acid; b) Glu, Asp, Gln, Gly or Pro; c) Glu; d) Glu or Asp; e) Asp, Ile or Glu; f) any amino acid; or g) any amino acid other than Cys;

Xaa₆ is: a) Leu, Ile, Val, Ala, Lys, Arg, Trp, Tyr or Phe; b) Leu, Ile, Val, Lys, Arg, Trp, Tyr or Phe; Leu, Ile, Lys, Arg, Trp, Tyr or Phe; c) Leu, Ile, Val, Trp, Tyr or Phe; d) Trp, Tyr, Phe or Leu; e) Leu, Ile or Val; f) Ile, Trp or Leu; g) Trp, Tyr or Phe; h) Ile or Leu; i) Tyr; j) any amino acid; k) any amino acid except Leu; l) any natural or non-natural aromatic amino acid; or m) any amino acid other than Cys;

Xaa₇ is: a) Cys, Ser, or Tyr; Cys; b) Cys, Mpt (mercaptoproline), Pen (penicillamine), Dpr (diaminopropionic acid), Asp or Glu; c) Ser; or d) an amino acid other than Cys;

Xaa₈ is: a) Ala, Val, or Ile; b) Ala, Val, Thr, Ile, Met or is missing; c) any amino acid; d) Val; e) any amino acid other than Cys; or f) missing;

Xaa₉ is: a) any amino acid; b) any amino acid other than Phe and Tyr; c) any amino acid other than Phe, Tyr, and Trp; d) any amino acid other than Phe, Tyr, Trp, Ile, Leu and Val; e) any amino acid other than Phe, Tyr, Trp, Ile, Leu, Val, and His; f) any amino acid other than Glu; g) any amino acid other than Lys, Arg, Phe, Tyr, and Trp; h) any amino acid other than Lys, Arg, Phe, Tyr, Trp, Ile, Leu and Val; i) any amino acid other than Lys, Arg, Phe, Tyr, Trp, Ile, Leu, Val, and His; j) any non-aromatic amino acid; k) missing; l) Phe, Tyr, Asn, or Trp; m) Asn, Tyr, Asp or Ala; n) Asn, Glu, or Tyr; o) Phe or Tyr; p) Asn; or q) any amino acid other than Cys;

Xaa₁₀ is: a) Ala, Pro or Gly; b) Pro or Gly; c) Pro; d) Ala, Val, Met, Thr or Ile; e) any amino acid; f) Val; g) Val or Pro; h) Ala or Val; i) any amino acid other than Cys; j) Pro; or k) Gly;

Xaa₁₁ is: a) any amino acid; b) Ala, Leu, Ser, Gly, Val, Glu, Gln, Ile, Leu, Lys, Arg, or Asp; c) Ala or Gly; d) Ala; e) Ala or Val; f) any amino acid; g) Ala or Aib (alpha-aminoisobutyric acid); h) any amino acid other than Cys; i) Ala or Thr; or j) Thr.

5 Xaa₁₂ is: a) Cys, Mpt (mercaptoproline), Pen (penicillamine), Dpr (diaminopropionic acid), Asp, or Glu; or b) any amino acid other than Cys;

Xaa₁₃ is: a) Thr, Ala, Asn, Lys, Arg, or Trp; b) Thr, Ala, Lys, Arg, or Trp; c) any amino acid; d) any non-aromatic amino acid; e) Thr, Ala, or Trp; f) Trp, Tyr or Phe; g) Thr or Ala; h) any amino acid; i) Thr; j) any amino acid other than Cys; k) 10 Thr, Val, or Gly; l) Thr or Val; m) Thr or Gly; n) Val or Thr; o) Val; p) Thr; or q) Gly;

Xaa₁₄ is: a) Gly, Pro or Ala; b) Gly; c) any amino acid; d) Gly, Ala or Ser; e) Gly or Ala; f) any amino acid other than Cys; or g) Ala;

Xaa₁₅ is: a) Cys, Tyr or is missing; b) Cys; c) Cys, Mpt (mercaptoproline), Pen (penicillamine), Dpr (diaminopropionic acid), Asp, Glu; or d) any amino acid other 15 than Cys or is missing; and

Xaa₁₆ is: a) Trp, Tyr, Phe, Asn, Ile, Val, His or Leu; b) Trp, Tyr, Phe, Asn or Leu; c) Trp, Tyr, Phe or Leu; d) Trp, Tyr, or Phe; e) Leu, Ile or Val; f) His, Leu or Ser; g) Tyr or Leu; Lys or Arg; h) His; i) any amino acid; j) Leu, or missing; k) Trp, Tyr, Phe, Lys, Arg or is missing; l) missing; m) any amino acid other than Cys; or n) 20 Tyr.

Also featured is purified polypeptide comprising, consisting of or consisting essentially of the amino acid sequence: Xaa₁ Xaa₂ Xaa₃ Xaa₄ Xaa₅ Xaa₆ Xaa₇ Xaa₈ Xaa₉ Xaa₁₀

Xaa₁₁ Xaa₁₂ Xaa₁₃ Xaa₁₄ Xaa₁₅ Xaa₁₆ (SEQ ID NO:1) wherein:

25 Xaa₁ is any amino acid or is missing;

Xaa₂ is any amino acid or is missing;

Xaa₃ is any amino acid or is missing;

Xaa₄ is Cys, Mpt (mercaptoproline), Pen (penicillamine), Dpr (diaminopropionic acid), Asp or Glu;

30 Xaa₅ is Glu;

Xaa₆ is Tyr, Trp, Phe or Leu;

Xaa₇ is Cys, Mpt (mercaptoproline), Pen (penicillamine), Dpr (diaminopropionic acid), Asp or Glu;

Xaa₈ is any amino acid other than Cys or is missing;

Xaa₉ is any amino acid;

5 Xaa₁₀ is Pro or Gly;

Xaa₁₁ is any amino acid;

Xaa₁₂ is Cys, Mpt (mercaptoproline), Pen (penicillamine), Dpr (diaminopropionic acid), Asp or Glu;

Xaa₁₃ is Thr, Val or Gly;

10 Xaa₁₄ is Gly or Ala;

Xaa₁₅ is Cys, Mpt (mercaptoproline), Pen (penicillamine), Dpr (diaminopropionic acid), Asp or Glu; and

Xaa₁₆ is any amino acid or is missing.

15 The disclosure also features peptides which may include one or more of the peptide modifications, one or more non-natural amino acid or amino acid analogs, one or more of the disulfide bond alternatives or one more of the alternative peptide bonds described herein.

20 GC-C agonists of the disclosure can also comprise, consist essentially of, or consist of peptides derived from the C-terminal domain of any of the peptides described herein. Thus, they can contain, for example, anywhere from 13-75 amino acids including 13, 14, 15, 16, 17, 18, 19, 20, 21, 22, 23, 24, 25, 26, 27, 28, 29, 30, 31, 32, 33, 34, 35, 36, 37, 38, 39, 40, 41, 42, 43, 44, 45, 46, 47, 48, 49, 50, 51, 52, 53, 54, 55, 56, 57, 58, 59, 25 60, 61, 62, 63, 64, 65, 66, 67, 68, 69, 70, 71, 72, 73, 74, and/or 75 amino acids of the C-terminal domain of any of the peptides described herein.

The various peptides can be present with a counterion. Useful counterions include salts of: acetate, benzenesulfonate, benzoate, calcium edetate, camsylate, carbonate, 30 citrate, edetate (EDTA), edisylate, embonate, esylate, fumarate, gluceptate, gluconate, glutamate, glycolylarsanilate, hexylresorcinate, iodide, bromide, chloride,

hydroxynaphthoate, isethionate, lactate, lactobionate, estolate, maleate, malate, mandelate, mesylate, mucate, napsylate, nitrate, pantothenate, phosphate, salicylate, stearate, succinate, sulfate, tartarate, theoclate, acetamidobenzoate, adipate, alginate, aminosalicylate, anhydromethylenecitrate, ascorbate, aspartate, camphorate, caprate, caproate, caprylate, cinnamate, cyclamate, dichloroacetate, formate, gentisate, glucuronate, glycerophosphate, glycolate, hippurate, fluoride, malonate, napadisylate, nicotinate, oleate, orotate, oxalate, oxoglutarate, palmitate, pectinate, pectinate polymer, phenylethylbarbiturate, picrate, propionate, pidolate, sebacate, rhodanide, tosylate, and tannate.

10

In a second aspect, the disclosure also features a therapeutic or prophylactic method comprising administering a composition comprising a purified peptide comprising, consisting essentially of or consisting of the amino acid sequence of SEQ ID NO:1 or another peptide or agonist of the disclosure. For the treatment of gastrointestinal disorders, the peptide can be administered orally, by rectal suppository or parenterally.

15

In various embodiments, the patient is suffering from a gastrointestinal disorder; the patient is suffering from a disorder selected from the group consisting of: gastrointestinal motility disorders, chronic intestinal pseudo-obstruction, colonic pseudo-obstruction, Crohn's disease, duodenogastric reflux, dyspepsia, functional dyspepsia, nonulcer dyspepsia, a functional gastrointestinal disorder, functional heartburn, gastroesophageal reflux disease (GERD), gastroparesis, irritable bowel syndrome, post-operative ileus, ulcerative colitis, chronic constipation, and disorders and conditions associated with constipation (e.g. constipation associated with use of opiate pain killers, post-surgical constipation, and constipation associated with neuropathic disorders as well as other conditions and disorders are described herein); the patient is suffering from a gastrointestinal motility disorder, chronic intestinal pseudo-obstruction, colonic pseudo-obstruction, Crohn's disease, duodenogastric reflux, dyspepsia, functional dyspepsia, nonulcer dyspepsia, a functional gastrointestinal disorder, functional heartburn, gastroesophageal reflux disease (GERD), gastroparesis, inflammatory bowel disease, irritable bowel syndrome, post-

30

operative ileus, ulcerative colitis, chronic constipation, and disorders and conditions associated with constipation (e.g. constipation associated with use of opiate pain killers, post-surgical constipation, and constipation associated with neuropathic disorders as well as other conditions and disorders are described herein); the

6 composition is administered orally; the peptide comprises 30 or fewer amino acids, the peptide comprises 20 or fewer amino acids, and the peptide comprises no more than 5 amino acids prior to Xaa₆; the peptide comprises 150, 140, 130, 120, 110, 100, 90, 80, 70, 60, 50, 40, or 30 or fewer amino acids. In other embodiments, the peptide comprises 20 or fewer amino acids. In other embodiments the peptide comprises no
10 more than 20, 15, 10, or 5 peptides subsequent to Xaa₁₆. In certain embodiments Xaa₁₆ is a chymotrypsin or trypsin cleavage site and an analgesic peptide is present immediately following Xaa₁₆.

Among the useful peptides are those comprising, consisting of or consisting essentially of any of the following amino acid sequences:

15 SHTCEICAFACAGC (opossum guanylin) (SEQ ID NO:);

PGTCEICAYAACTGC (human guanylin) (SEQ ID NO:);

PSTCEICAYAACAGC (pig guanylin) (SEQ ID NO:);

PNTCEICAYAACTGC (rat guanylin) (SEQ ID NO:);

PDPCEICANAAGTGL (European eel guanylin, inferred) (SEQ ID NO:);

20 NDDCELCVNVACTGCL (human uroguanylin) (SEQ ID NO:);

QEECELCINMACTGY (opossum lymphoguanylin) (SEQ ID NO:);

GDDCELCVNVACTGCS (pig uroguanylin) (SEQ ID NO:);

NDECELCVNIAGTGC (guinea pig uroguanylin) (SEQ ID NO:);

- TDECELCINVACTGC (rat uroguanylin) (SEQ ID NO:);
- QEDCELCINVACTGC (opossum uroguanylin) (SEQ ID NO:);
- MPSTQYIRRPASSYASCIWCCTTACASCHGRITTKPSLAT (EAST 1) (SEQ ID NO:);
- 5 MPSTQYIRRPASSYASCIWCATACASCHGRITTKPSLAT (SEQ ID NO:);
- MPSTQYIRRPPTSSYASCIWCATACASCHGRITTKPSLAT (SEQ ID NO:);
- MPSTQYIRRPPTSSYASCIWCATVCASCHGRITTKPSLAT (SEQ ID NO:);
- MPSTQYIRRPASSYASCIWYATACASCHGRITTEPSLAT (SEQ ID NO:);
- QECELSINMACTGY (opossum lymphoguanylin analog) (SEQ ID NO:);
- 10 YDECEICMFAACTGC (Japanese eel guanylin) (SEQ ID NO:);
- VCEICAFAACTGC (Zebrafish guanylin, inferred) (SEQ ID NO:);
- ADLCEICAFAACTGCL (Japanese eel renoguanylin, inferred) (SEQ ID NO:);
- PGTCEICAYAACTGCL (SEQ ID NO:);
- PGTCEICAYAACTGCLKK (SEQ ID NO:);
- 15 PNTCEICAYAACTGCKKKKKK (SEQ ID NO:);
- PNTCEICAYAACTGCD (SEQ ID NO:);
- PNTCEICAYAACTGCDK (SEQ ID NO:);
- YPNTCEICAYAACTGC (SEQ ID NO:);
- KNTCEICAYAACTGC (SEQ ID NO:);

KPNTCEICAYAACTGC (SEQ ID NO:);

EDPGTCEICAYAACTGC (SEQ ID NO:);

VTVQDG NFSFSLESVK KCLKDLQEPQE PRVGKLRNFA PIPGEPVVP
 LCSNPNFPPEE LKPLCKEPNA QEILQRLEEIAEDPGTCEICAYAACTGC (SEQ ID
 5 NO:);

DPGTCEICAYAACTGC (SEQ ID NO:);

MNAFLLSALC LLGAWAALAG GVTVQDGNFS FSLESVKCLK DLQEPQEPRV
 GKLRNFAPIP GEPVVPILCS NPNFPPEELKP LCKEPNAQEI LQRLEEIAED
 PGTCEICAYAACTGC (SEQ ID NO:);

10 MNAFLLFALC LLGAWAALAG GVTVQDGNFS FSLEPRVGKL RNFAPIPGEP
 VVPILCSNPN FPEELKPLCK EPNAQEILQR LEEIAEDPGTCEICAYAACTGC
 (SEQ ID NO:);

TGSMNAFLLF ALCLLGAWAA LAGGVTVQDG NFSFSLEPRV GKLRNFAPIP
 GEPVVPILCS NPNFPPEELKP LCKEPNAQEI
 15 LQRLEEIAEDPGTCEICAYAACTGCLEG (SEQ ID NO:);

NDECELCVNVACTGCL (SEQ ID NO:);

ECELCVNVACTGCL (SEQ ID NO:);

EDCELCINVACTGC (SEQ ID NO:);

NDDCELCVACTGCL (SEQ ID NO:);

20 FKTLRTIANDDCELCVNVACTGCL (SEQ ID NO:);

FKTLRTIANDDCLCVNVACTGCL (SEQ ID NO:);

DDCELCVNVACTGCL (SEQ ID NO:);

DCELCVNVACTGCL (SEQ ID NO:);

- CELCVNVACTGCL (SEQ ID NO:);
- KDDCELCVNVACTGCL (SEQ ID NO:);
- PNTCEICANPACTGC (SEQ ID NO.);
- NDDCELCVNVACTGCS (cow uroguanylin) (SEQ ID NO:....);
- 5 PDVCDYCAFAACSGC (Xenopus guanylin) (SEQ ID NO....);
- LDLCEICAFAACTGC (Fugu guanylin) (SEQ ID NO....);
- VDVCEICAFAACTGC (Zebrafish guanylin) (SEQ ID NO...);
- LDICEICAFAACTGC (Pufferfish guanylin) (SEQ ID NO...);
- ADLCEICANAACSGCF (chicken uroguanylin) (SEQ ID NO...);
- 10 LDPCEICANPSCFGCLN (fugu uroguanylin) (SEQ ID NO...);
- IDPCEICANVACTGC (eel uroguanylin) (SEQ ID NO.);
- SDPCEICANPSCFGCLD (killifish uroguanylin) (SEQ ID NO.);
- PGTCEICAYAACTAC (SEQ ID NO.);
- PGTCEICAYAACAGC (SEQ ID NO.);
- 15 PGTCEICAAAACACTGC (SEQ ID NO.);
- PGTCEACAYAACTGC (SEQ ID NO.);
- PGTCAICAYAACTGC (SEQ ID NO.)

PGACEICAYAACTGC (SEQ ID NO.);

PATCEICAYAACTGC (SEQ ID NO.);

AGTCEICAYAACTGC (SEQ ID NO.);

PTCEICAYAACTGC (SEQ ID NO.);

5 PGTCEICVNVACTGC (SEQ ID NO.);

PGTCEICANPACTGC (SEQ ID NO.);

PGTCEICAYAACTCC (SEQ ID NO.);

PGTCEICAYAACTDC (SEQ ID NO.);

PGTCEICAYAACTEC (SEQ ID NO.);

10 PGTCEICAYAACTFC (SEQ ID NO.);

PGTCEICAYAACTHC (SEQ ID NO.);

PGTCEICAYAACTIC (SEQ ID NO.);

PGTCEICAYAACTKC (SEQ ID NO.);

PGTCEICAYAACTLC (SEQ ID NO.);

15 PGTCEICAYAACTMC (SEQ ID NO.);

PGTCEICAYAACTNC (SEQ ID NO.);

PGTCEICAYAACTPC (SEQ ID NO.);

- PGTCEICAYAACTQC (SEQ ID NO.);
- PGTCEICAYAACTRC (SEQ ID NO.);
- PGTCEICAYAACTSC (SEQ ID NO.);
- PGTCEICAYAACTTC (SEQ ID NO.);
- 5 PGTCEICAYAACTVC (SEQ ID NO.);
- PGTCEICAYAACTWC (SEQ ID NO.);
- PGTCEICAYAACTYC (SEQ ID NO.);
- NDDCELCVNVACTGCA (SEQ ID NO.);
- NDDCELCVNVACTACL (SEQ ID NO.);
- 10 NDDCELCVNVACAGCL (SEQ ID NO.);
- NDDCELCVNAACTGCL (SEQ ID NO.);
- NDDCELCVAVACTGCL (SEQ ID NO.);
- NDDCELCANVACTGCL (SEQ ID NO.);
- NDDCEACVNVACTGCL (SEQ ID NO.);
- 15 NDDCALCVNVACTGCL (SEQ ID NO.);
- NDACELCVNVACTGCL (SEQ ID NO.);
- NADCELCVNVACTGCL (SEQ ID NO.);

ADDCELCVNVACTGCL (SEQ ID NO.);

NDDCELCAYAACTGCL (SEQ ID NO.);

NDDCELCVNPACTGCL (SEQ ID NO.);

LRTIATDECELCINVACTGC (SEQ ID NO.).

5 Additional guanylin/uroguanylin-like sequences include:

TIATDECELCINVACTGC;

10 MNAWLLSVLCLLGALAVLVEGVTVQDGDLSFPLESVKQLKHLREVQEP TLM
SHKKFALRLPKPVAPELCSQSAFPEALRPLCEKPNAAEILQRLEAIAQDPNTCEI
CAYA ACTGC;

EDPGTCEICAYA ACTGC;

15 PSTCEICAYA ACAGC;

PNTCEICAYA ACTGC;

NDDCELCVNBACTGCL;

20 FKTLRTIANDDCELCVNVACTGCL;

FKTLRTIANDDCLCVNVACTGCL;

25 LQALRTMDNDECELCVNIACTGC; and

FKTLRTIANDDCELCVNVACTGCL

30 Further useful guanylin/uroguanylin-like sequences which may either exhibit slower
or quicker introconversion between the A and B isoforms, described in greater detail
below, when compared to wild-type sequences include:

NDDCELCVNVACTGCL

NDDCELCVNVACTACL

NDDCELCVNVACAGCL

35 NDDCELCVNAACTGCL

NDDCELCVAVACTGCL
NDDCELCANVACTGCL
NDDCEACVNVACTGCL
NDDCALCVNVACTGCL
5 NDACELCVNVACTGCL
NADCELCVNVACTGCL
ADDCELCVNVACTGCL
NDDCELCAYAACTGCL
NDDCELCVNPACTGCL
10 NDDCELCVNVACTGCLKK
NDDCELCVNVACTACLKK
NDDCELCVNVACTGCI
NDECELCVNVACTGCL
NDECELCVNVACTACL
15 NDECELCVNVACAGCL
NDECELCVNAACTGCL
NDECELCVAVACTGCL
NDECELCANVACTGCL
NDECEACVNVACTGCL
20 NDECALCVNVACTGCL
NDACELCVNVACTGCL
NADCELCVNVACTGCL
ADECELCVNVACTGCL
NDECELCAYAACTGCL
25 NDECELCVNPACTGCL
NDECELCVNVACTGCLKK
NDECELCVNVACTACLKK
NDECELCVNVACTGCI
NDDCELCVNVACTGC
30 NDDCELCVNVACTAC
NDDCELCVNVACAGC

NDDCELCVNAACTGC
NDDCELCVAVACTGC
NDDCELCANVACTGC
NDDCEACVNVACTGC
5 NDDCALCVNVACTGC
NDACELCVNVACTGC
NADCELCVNVACTGC
ADDCELCVNVACTGC
NDDCELCAYAACTGC
10 NDDCELCVNPACTGC
NDECELCVNVACTGC
NDECELCVNVACTAC
NDECELCVNVACAGC
NDECELCVNAACTGC
15 NDECELCVAVACTGC
NDECELCANVACTGC
NDECEACVNVACTGC
NDECALCVNVACTGC
NDACELCVNVACTGC
20 NADCELCVNVACTGC
ADECELCVNVACTGC
NDECELCAYAACTGC
NDECELCVNPACTGC
NDDCELCVNVACTGCA
25 NDECELCVNVACTGCA
PGTCEICAYAACTAC
PGTCEICAYAACTGCL
PGTCEICAYAACTGCLKK
and
30 PGTCEICAYAACTGCI

The peptides can include the amino acid sequence of a peptide that occurs naturally in a vertebrate (e.g., mammalian) species or in a bacterial species. In addition, the peptides can be partially or completely non-naturally occurring peptides.

In a third aspect, the disclosure features a method for treating a patient suffering from constipation, the method comprising administering a composition comprising a peptide comprising, consisting essentially of or consisting of the amino acid sequence of SEQ ID NO:1 or another peptide or agonist of the disclosure. Clinically accepted criteria that define constipation range from the frequency of bowel movements, the consistency of feces and the ease of bowel movement. One common definition of constipation is less than three bowel movements per week. Other definitions include abnormally hard stools or defecation that requires excessive straining (Schiller 2001 *Aliment Pharmacol Ther* 15:749-763). Constipation may be idiopathic (functional constipation or slow transit constipation) or secondary to other causes including neurologic, metabolic or endocrine disorders. These disorders include diabetes mellitus, hypothyroidism, hyperthyroidism, hypocalcaemia, Multiple sclerosis, Parkinson's disease, spinal cord lesions, Neurofibromatosis, autonomic neuropathy, Chagas disease, Hirschsprung disease and cystic fibrosis. Constipation may also be the result of surgery or due to the use of drugs such as analgesics (like opioids), antihypertensives, anticonvulsants, antidepressants, antispasmodics and antipsychotics.

In various embodiments, the constipation is associated with use of a therapeutic agent; the constipation is associated with a neuropathic disorder; the constipation is post-surgical constipation; the constipation is associated with a gastrointestinal disorder; the constipation is idiopathic (functional constipation or slow transit constipation); the constipation is associated with neuropathic, metabolic or endocrine disorder (e.g., diabetes mellitus, hypothyroidism, hyperthyroidism, hypocalcaemia, Multiple Sclerosis, Parkinson's disease, spinal cord lesions, neurofibromatosis, autonomic neuropathy, Chagas disease, Hirschsprung disease or cystic fibrosis). Constipation may also be the result of surgery or due to the use of drugs such as analgesics (e.g.,

opioids), antihypertensives, anticonvulsants, antidepressants, antispasmodics and antipsychotics.

In a fourth aspect, the disclosure features a method for treating a patient suffering from a gastrointestinal disorder, the method comprising administering to the patient a
5 composition comprising a purified peptide comprising, consisting essentially of or consisting of the amino acid sequence of SEQ ID NO: 1 or another peptide or agonist of the disclosure.

In various embodiments, the patient is suffering from a gastrointestinal disorder; the patient is suffering from a disorder selected from the group consisting of:
10 gastrointestinal motility disorders, chronic intestinal pseudo-obstruction, colonic pseudo-obstruction, Crohn's disease, duodenogastric reflux, dyspepsia, functional dyspepsia, nonulcer dyspepsia, a functional gastrointestinal disorder, functional heartburn, gastroesophageal reflux disease (GERD), gastroparesis, irritable bowel syndrome, post-operative ileus, ulcerative colitis, chronic constipation, and disorders
15 and conditions associated with constipation (e.g. constipation associated with use of opiate pain killers, post-surgical constipation, and constipation associated with neuropathic disorders as well as other conditions and disorders are described herein), obesity, congestive heart failure, or benign prostatic hyperplasia.

20 In a fifth aspect, the disclosure features a method for increasing gastrointestinal motility in a patient, the method comprising administering to the patient a composition comprising a purified peptide comprising, consisting essentially of or consisting of the amino acid sequence of SEQ ID NO:1 or another peptide or agonist of the disclosure.

25 In a sixth aspect, the disclosure features a method for decreasing gastrointestinal pain or visceral pain in a patient, the method comprising administering to the patient a composition comprising a purified peptide comprising, consisting essentially of or

consisting of the amino acid sequence of SEQ ID NO:1 or another peptide or agonist of the disclosure.

In a seventh aspect, the disclosure features a method for increasing the activity of an intestinal guanylate cyclase (GC-C) receptor in a patient, the method comprising
5 administering to the patient a composition comprising a purified peptide comprising, consisting essentially of or consisting of the amino acid sequence of SEQ ID NO:1 or another peptide or agonist of the disclosure.

In an eighth aspect, the disclosure features an isolated nucleic acid molecule comprising a nucleotide sequence encoding a peptide comprising, consisting
10 essentially of or consisting of the amino acid sequence of SEQ ID NO:1 or another peptide or agonist of the disclosure.

In a ninth aspect, the disclosure features a composition comprising a purified polypeptide comprising, consisting essentially of or consisting of the amino acid sequence of SEQ ID NO:1 or another peptide or agonist of the disclosure. In an
15 embodiment, the composition is a pharmaceutical composition.

In a tenth aspect, the disclosure features a method for treating obesity, the method comprising administering a composition comprising a purified peptide comprising, consisting essentially of or consisting of the amino acid sequence of SEQ ID NO:1 or another peptide or agonist of the disclosure. The peptide can be administered in
20 combination with one or more agents for treatment of obesity, including, without limitation, the anti-obesity agents described herein. A peptide useful for treating obesity can be administered as a co-therapy with a peptide of the disclosure either as a distinct molecule or as part of a fusion protein with a peptide of the disclosure. Thus, for example, PYY₁₋₃₆ can be fused to the carboxy or amino terminus of a peptide of
25 the disclosure. Such a fusion protein can include a chymotrypsin or trypsin cleavage site that can permit cleavage to separate the two peptides.

In an eleventh aspect, the disclosure features a method for treating congestive heart failure, the method comprising: administering to the patient a composition comprising a purified peptide comprising, consisting essentially of or consisting of the amino acid sequence of SEQ ID NO:1 or another peptide or agonist of the disclosure. The peptide can be administered in combination with one or more agents for treatment of congestive heart failure, for example, a natriuretic peptide such as atrial natriuretic peptide, brain natriuretic peptide or C-type natriuretic peptide), a diuretic, or an inhibitor of angiotensin converting enzyme.

In a twelfth aspect, the disclosure features a method for treating benign prostatic hyperplasia, the method comprising: administering to the patient a composition comprising a purified peptide comprising, consisting essentially of or consisting of the amino acid sequence of SEQ ID NO:1 or another peptide or agonist of the disclosure. The peptide can be administered in combination with one or more agents for treatment of BPH, for example, a 5-alpha reductase inhibitor (e.g., finasteride) or an alpha adrenergic inhibitor (e.g., doxazosine).

In a thirteenth aspect, the disclosure features a method for treating a patient suffering from a gastrointestinal disorder, the method comprising administering to the patient a composition comprising a complete or partial agonist of the GC-C receptor, including but not limited to the peptides and agonists described herein. In various embodiments, the disorder is a gastrointestinal motility disorder, chronic intestinal pseudo-obstruction, colonic pseudo-obstruction, Crohn's disease, duodenogastric reflux, dyspepsia, functional dyspepsia, nonulcer dyspepsia, a functional gastrointestinal disorder, functional heartburn, gastroesophageal reflux disease (GERD), gastroparesis, irritable bowel syndrome, post-operative ileus, ulcerative colitis, chronic constipation, and disorders and conditions associated with constipation (e.g. constipation associated with use of opiate pain killers, post-surgical constipation, and constipation associated with neuropathic disorders as well as other conditions and disorders are described herein), obesity, congestive heart failure, or benign prostatic hyperplasia. In various embodiments the composition comprising an agonist of the

intestinal guanylate cyclase (GC-C) receptor is administered orally, by rectal
suppository, or parenterally. In various embodiments: the agonist is a peptide, the
peptide includes two Cys that form one disulfide bond, the peptide includes two Cys,
the peptide includes four Cys that form two disulfide bonds, the peptide includes four
5 Cys, two of which form a disulfide bond.

In a fourteenth aspect, the disclosure features a method for treating a patient suffering
from constipation, the method comprising administering a composition comprising a
complete or partial agonist of the GC-C receptor. In various embodiments: the
agonist is a peptide, the peptide includes two Cys that form one disulfide bond, the
10 peptide includes two Cys, the peptide includes four Cys that form two disulfide
bonds, the peptide includes four Cys, two of which form a disulfide bond. In various
embodiments, the constipation is associated with the use of a therapeutic agent (e.g.
antihypertensives, anticonvulsants, antispasmodics, analgesics, anticholinergics,
antidepressants, antipsychotics, cation-containing agents, anticonvulsants, ganglion
15 blockers, vinca alkaloids); associated with a muscular, neuropathic, metabolic or
endocrine disorder (including but not limited to myotonic dystrophy, dermatomyositis,
systemic sclerosis, scleroderma, amyloidosis (neurologic or muscular), ischemia,
tumor of the central nervous system, autonomic neuropathy, Chagas disease, cystic
fibrosis, diabetes mellitus, Hirschsprung disease, hyperthyroidism, hypocalcaemia,
20 hypothyroidism, Multiple Sclerosis, neurofibromatosis, Parkinson's disease, and
spinal cord lesions (for example, related to sacral nerve damage related to trauma or a
tumor of the enteric nervous system)); post-surgical constipation (postoperative ileus);
associated with a structural colon alteration (for example that associated with
Neoplasm, stricture, volvulus, anorectal, inflammation, prolapse, rectocele, or
25 fissure); associated with the a gastrointestinal disorder; associated with a systemic
illness or disorder (for example, electrolyte abnormalities, thyroid disease, diabetes
mellitus, panhypopituitarism, Addison's disease, pheochromocytoma, uremia,
porphyria); chronic constipation; associated with the use of analgesic drugs (e.g.
opioid induced constipation); associated with megacolon; idiopathic constipation;
30 functional constipation; functional constipation associated with normal transit, slow

transit (e.g. one or fewer bowel movements per week) or pelvic floor dyssynergia; associated with bloating and abdominal pain.

In a fifteenth aspect, the disclosure features a method for increasing gastrointestinal motility in a patient, the method comprising administering to the patient a
5 composition comprising a complete or partial agonist of the GC-C receptor, including but not limited to the peptides and agonists described herein.

In a sixteenth aspect, the disclosure features a method for decreasing gastrointestinal pain or visceral pain in a patient, the method comprising administering to the patient a
10 composition comprising a complete or partial agonist of the GC-C receptor, including but not limited to the peptides and agonists described herein.

In a seventeenth aspect, the disclosure features a method for treating congestive heart failure, the method comprising administering a complete or partial agonist of the GC-C receptor, including but not limited to the peptides and agonists described herein.
GC-C agonists can act in the kidney and adrenal gland to control natriuresis,
15 kaliuresis, and diuresis thereby reducing the build-up of fluid associated with congestive heart failure (Lorenz et al. *J Clin Invest* 112:1138, 2003; Carrithers et al. *Kidney Int* 65:40, 2004). The agonist can be administered in combination with one or more agents for treatment of congestive heart failure, including but not limited to the agents useful for combitherapy described herein. For example, the agonist can be
20 administered in combination with a natriuretic peptide such as atrial natriuretic peptide, brain natriuretic peptide or C-type natriuretic peptide), a diuretic, or an inhibitor of angiotensin converting enzyme. In various embodiments the congestive heart failure is categorized as Class II congestive heart failure; the congestive heart failure is categorized as Class III congestive heart failure; and the congestive heart
25 failure is categorized as Class IV congestive heart failure. The New York Heart Association (NYHA) functional classification system relates congestive heart failure symptoms to everyday activities and the patient's quality of life. The NYHA defines the classes of patient symptoms relating to congestive heart failure as: Class II-slight

limitation of physical activity, comfortable at rest, but ordinary physical activity results in fatigue, palpitation, or dyspnea; Class III- marked limitation of physical activity, comfortable at rest, but less than ordinary activity causes fatigue, palpitation, or dyspnea and Class IV- unable to carry out any physical activity without discomfort, symptoms of cardiac insufficiency at rest, if any physical activity is undertaken, discomfort is increased. Heart failure treatment using the polypeptides and methods described herein can also be classified according to the ACC/AHA guidelines (Stage A: At risk for developing heart failure without evidence of cardiac dysfunction; Stage B: Evidence of cardiac dysfunction without symptoms; Stage C: Evidence of cardiac dysfunction with symptoms; and Stage D: Symptoms of heart failure despite maximal therapy).

In an eighteenth aspect, the disclosure features a method for treating BPH, the method comprising administering a complete or partial agonist of the GC-C receptor, including but not limited to the peptides described herein. GC-C agonists acting in the prostate can reduce cellular hypertrophy and complications associated with cellular hypertrophy. The agonist can be administered in combination with one or more agents for treatment of BPH, for example, a 5-alpha reductase inhibitor (e.g., finasteride) or an alpha adrenergic inhibitor (e.g., doxazosine).

In a nineteenth aspect, the disclosure features a method for treating obesity, the method comprising administering a complete or partial agonist of the GC-C receptor, including but not limited to the peptides and agonists described herein. The agonist can be administered alone or in combination with one or more agents for treatment of obesity, including but not limited to the anti-obesity agents described herein. Thus, for example, PYY₃₋₃₆ can be fused to the carboxy or amino terminus of a peptide of the disclosure. Such a fusion protein can include a chymotrypsin or trypsin cleavage site that can permit cleavage to separate the two peptides.

In various embodiments: the agonist is a peptide, the peptide includes two Cys that form one disulfide bond, the peptide includes two Cys, the peptide includes four Cys

that form two disulfide bonds, the peptide includes four Cys, two of which form a disulfide bond.

The peptides and agonists of the GC-C receptor, including but not limited to the peptides and agonists described herein can be used to treat, for example, constipation, decreased intestinal motility, slow digestion, slow stomach emptying. The peptides
5 can be used to relieve one or more symptoms of IBS (bloating, pain, constipation), GERD (acid reflux into the esophagus), duodenogastric reflux, functional dyspepsia, or gastroparesis (nausea, vomiting, bloating, delayed gastric emptying) and other disorders described herein.

10 Clinically accepted criteria that define constipation range from the frequency of bowel movements, the consistency of feces and the ease of bowel movement. One common definition of constipation is less than three bowel movements per week. Other definitions include abnormally hard stools or defecation that requires excessive straining (Schiller 2001, *Aliment Pharmacol Ther* 15:749-763). Constipation may be
15 idiopathic (functional constipation or slow transit constipation) or secondary to other causes including neurologic, metabolic or endocrine disorders. These disorders include diabetes mellitus, hypothyroidism, hyperthyroidism, hypocalcaemia, Multiple Sclerosis, Parkinson's disease, spinal cord lesions, Neurofibromatosis, autonomic neuropathy, Chagas disease, Hirschsprung's disease and cystic fibrosis. Constipation
20 may also be the result of surgery or due to the use of drugs such as analgesics (like opioids), antihypertensives, anticonvulsants, antidepressants, antispasmodics and antipsychotics.

In a twentieth aspect, the disclosure features isolated nucleic acid molecules comprising or consisting of a sequence encoding a peptide of the disclosure. The
25 disclosure also features vectors, e.g., expression vectors that include such nucleic acid molecules and can be used to express a peptide of the disclosure in a cultured cell (e.g., a eukaryotic cell or a prokaryotic cell). The vector can further include one or more regulatory elements, e.g., a heterologous promoter or elements required for

translation operably linked to the sequence encoding the peptide. In some cases the nucleic acid molecule will encode an amino acid sequence that includes the amino acid sequence of a peptide of the disclosure. For example, the nucleic acid molecule can encode a preprotein or a preproprotein that can be processed to produce a polypeptide described herein. In cases where unnatural amino acids are present in the polypeptides described herein, selector codons can be utilized in the synthesis of such polypeptides similar to that described in US20060019347 (for example, paragraphs 398-408, 457-499, and 576-588) herein incorporated by reference.

A vector that includes a nucleotide sequence encoding a peptide of the disclosure or a peptide or polypeptide comprising a peptide of the disclosure may be either RNA or DNA, single- or double-stranded, prokaryotic, eukaryotic, or viral. Vectors can include transposons, viral vectors, episomes, (e.g., plasmids), chromosomes inserts, and artificial chromosomes (e.g. BACs or YACs). Suitable bacterial hosts for expression of the encode peptide or polypeptide include, but are not limited to, *E. coli*. Suitable eukaryotic hosts include yeast such as *S. cerevisiae*, other fungi, vertebrate cells, invertebrate cells (e.g., insect cells), plant cells, human cells, human tissue cells, and whole eukaryotic organisms. (e.g., a transgenic plant or a transgenic animal). Further, the vector nucleic acid can be used to generate a virus such as vaccinia or baculovirus (for example using the Bac-to-Bac® Baculovirus expression system (Invitrogen Life Technologies, Carlsbad, CA)).

As noted above the disclosure includes vectors and genetic constructs suitable for production of a peptide of the disclosure or a peptide or polypeptide comprising such a peptide. Generally, the genetic construct also includes, in addition to the encoding nucleic acid molecule, elements that allow expression, such as a promoter and regulatory sequences. The expression vectors may contain transcriptional control sequences that control transcriptional initiation, such as promoter, enhancer, operator, and repressor sequences. A variety of transcriptional control sequences are well known to those in the art and may be functional in, but are not limited to, a bacterium, yeast, plant, or animal cell. The expression vector can also include a translation

regulatory sequence (e.g., an untranslated 5' sequence, an untranslated 3' sequence, a poly A addition site, or an internal ribosome entry site), a splicing sequence or splicing regulatory sequence, and a transcription termination sequence. The vector can be capable of autonomous replication or it can integrate into host DNA.

5

The disclosure also includes isolated host cells harboring one of the foregoing nucleic acid molecules and methods for producing a peptide by culturing such a cell and recovering the peptide or a precursor of the peptide. Recovery of the peptide or precursor may refer to collecting the growth solution and need not involve additional steps of purification. Proteins of the present disclosure, however, can be purified

10 using standard purification techniques, such as, but not limited to, affinity chromatography, thermoprecipitation, immunoaffinity chromatography, ammonium sulfate precipitation, ion exchange chromatography, filtration, electrophoresis and hydrophobic interaction chromatography.

15

The peptides can be purified. Purified peptides are peptides separated from other proteins, lipids, and nucleic acids or from the compounds from which is it synthesized. The polypeptide can constitute at least 10, 20, 50, 70, 80 or 95% by dry weight of the purified preparation.

20

In a twenty first aspect, the disclosure features a method of increasing the level of cyclic guanosine 3'-monophosphate (cGMP) in an organ, tissue (e.g. the intestinal mucosa), or cell (e.g., a cell bearing GC-A receptor) by administering a composition that includes a peptide of the disclosure.

25

In twenty second aspect, the disclosure features a method for treating a disorder ameliorated by increasing cGMP levels, the method comprising administering a pharmaceutical composition comprising, consisting essentially of or consisting of SEQ ID NO. 1 or a peptide or agonist of the disclosure and a pharmaceutically

30 acceptable carrier.

In a twenty third aspect, the disclosure features a method for preparing a polypeptide of SEQ NO:1 or any of the other polypeptides described herein by: chemically synthesizing the polypeptide and at least partially purifying the synthesized polypeptide.

5 In a twenty fourth, the disclosure features a method for preparing a polypeptide of SEQ ID NO:1 or any of the other polypeptides described herein by: providing a host cells (e.g., a bacterial or mammalian or insect cell) harboring a nucleic acid molecule encoding the polypeptide, culturing the cell under conditions suitable for expression of the polypeptide, and at least partially purifying the polypeptide from the cell or the
10 culture media in which the cell is cultured.

In a twenty fifth aspect, the disclosure features a method for treating inflammation, including inflammation of the gastrointestinal tract, e.g., inflammation associated with a gastrointestinal disorder or infection or some other disorder, the method comprising administering to a patient a pharmaceutical composition comprising a purified peptide
15 comprising, consisting of or consisting essentially of polypeptide of SEQ ID NO:1 or any of the other polypeptides described herein. In various embodiments the inflammation is associated with a gastrointestinal disorder, the inflammation is not associated with a gastrointestinal disorder.

In a twenty-sixth aspect, the disclosure features a method for treating hypertension
20 The method comprises: administering to the patient a pharmaceutical composition comprising, consisting essentially of, or consisting of a peptide or agonist of the disclosure and a pharmaceutically acceptable carrier. The composition can be administered in combination with another agent for treatment of hypertension, for example, a diuretic, an ACE inhibitor, an angiotensin receptor blocker, a beta-blocker,
25 or a calcium channel blocker.

In a twenty-seventh aspect, the disclosure features a method for treating secondary hyperglycemias in connection with pancreatic diseases (chronic pancreatitis,

pancreasectomy, hemochromatosis) or endocrine diseases (acromegaly, Cushing's syndrome, pheochromocytoma or hyperthyreosis), drug-induced hyperglycemias (benzothiadiazine saluretics, diazoxide or glucocorticoids), pathologic glucose tolerance, hyperglycemias, dyslipoproteinemias, adiposity, hyperlipoproteinemias and/or hypotensions is described. The method comprises: administering to the patient
5 a pharmaceutical composition comprising, consisting essentially of, or consisting of a peptide or agonist of the disclosure and a pharmaceutically acceptable carrier.

Also described are therapeutic methods employing any of the forgoing polypeptides (both with and without the proviso. The therapeutic methods include treating a
10 disorder selected from the group consisting of: a gastrointestinal disorder, cystic fibrosis, congestive heart failure, benign prostatic hyperplasia, the method comprising administering a composition comprising any of the forgoing polypeptides (both with and without the proviso). The disorders that can be treated include: a gastrointestinal motility disorder, irritable bowel syndrome, chronic constipation, a functional
15 gastrointestinal disorder, gastroesophageal reflux disease, functional heartburn, dyspepsia, functional dyspepsia, nonulcer dyspepsia, gastroparesis, chronic intestinal pseudo-obstruction, colonic pseudo-obstruction, Crohn's disease, ulcerative colitis, and inflammatory bowel disease as well as other diseases and disorders described herein.

20 Also described are methods for producing any of the forgoing polypeptides comprising providing a cell harboring a nucleic acid molecule encoding the polypeptide, culturing the cell under conditions in which the peptide is expressed, and isolating the expressed peptide.

Also described are methods for producing any of the forgoing polypeptides
25 comprising chemically synthesizing the peptide and then purifying the synthesized peptide.

Also described are pharmaceutical compositions comprising the forgoing polypeptides.

Also described are nucleic acid molecules encoding any of the forgoing polypeptides, vectors (e.g., expression vectors) containing such nucleic acid molecules and host
5 cells harboring the nucleic acid molecules or vectors.

Certain of the polypeptides described herein have some homology to a naturally-occurring guanylin or uroguanylin. Both guanylin and uroguanylin are commonly expressed as an immature prepolypeptide that is processed to yield the mature polypeptide. Thus, immature guanylin and uroguanylin polypeptides generally
10 include a so-called "pre sequence" followed by a "pro sequence" and then the mature polypeptide sequence. The pre sequence is important for secretion of the polypeptides. The pro sequence is important for proper folding of the mature protein under at least some conditions.

As noted above, in mature guanylin or uroguanylin and in active variants thereof
15 disulfide bonds are present between the first and third cysteines and between the second and fourth cysteines. The pro sequences of guanylin and uroguanylin are thought to be important for proper disulfide bond formation. Moreover, guanylin and uroguanylin are each thought to exist as an A-isomer and a B-isomer. For each
20 protein the A- and B-isomers have the same disulfide bond connectivity but differ in three-dimensional conformation. It is thought that only the B-isomer may lack some activities (see Lauber 2005 Protein and Peptide Letters 12:153). The pro sequences might be important for formation of the active A-isomer. In addition, such sequences can protect the mature polypeptide from premature degradation in the body or
25 stabilize a particular isomer of the polypeptide. In some cases, such sequences may influence oligomerization. Accordingly, in some embodiments the polypeptides described herein are produced and or administered in a form that includes a pro sequence, a pre sequence or both a pre sequence and a pro sequence (a "prepro sequence") at their amino terminus. Thus, useful polypeptides can include a pre

sequence, a pro sequence or a prepro sequence preceding (amino-terminal to) a GC-C receptor agonist polypeptide described herein. FIG. 4 depicts the pre sequence (SEQ ID NOs: _____ - _____), pro sequence (SEQ ID NOs: _____ - _____), prepro sequence (SEQ ID NOs: _____ - _____), and mature sequence for a number guanylin and uroguanylin
 5 polypeptides as well a various combinations thereof (e.g., a polypeptide consisting of a pre sequence and a mature polypeptide).

One or more of a pre sequence, a pro sequence and a prepro sequence can be present at the amino terminus of a GC-C receptor agonist polypeptide described herein. Thus, described herein are polypeptides comprising, consisting of or consisting essentially
 10 of (from amino terminus to carboxy terminus) one or more of: a pre sequence (SEQ ID NOs: _____ - _____; pre sequences) and a pro sequence (SEQ ID NOs: _____ - _____; pro sequences) followed by a GC-C receptor agonist polypeptide described herein, e.g., mature human guanylin or mature human uroguanylin. Useful GC-C receptor polypeptides that can modified by the addition of pre, pro, and/or prepro sequences
 15 include, but are not limited to:

PGTCEICASA AACTGC (SEQ ID NO:)
 PGTCEICATA AACTGC (SEQ ID NO:)
 PGTCEICANA AACTGC (SEQ ID NO:)
 PGTCEICAQA AACTGC (SEQ ID NO:)
 20 PGTCEICARA AACTGC (SEQ ID NO:)
 PGTCEICAEA AACTGC (SEQ ID NO:)
 PGTCEICADA AACTGC (SEQ ID NO:)
 PGTCEICAGA AACTGC (SEQ ID NO:)
 PGTCEICAAA AACTGC (SEQ ID NO:)
 25 PGTCEICAMA AACTGC (SEQ ID NO:)
 PGTCEICAJA AACTGC (SEQ ID NO:)
 PGTCEICALA AACTGC (SEQ ID NO:)
 PGTCEICAVA AACTGC (SEQ ID NO:)
 PGTCEICAHA AACTGC (SEQ ID NO:)

- PGTCEGICAYA AACTGC (SEQ ID NO:)
 PGTCEIGCAYA AACTGC (SEQ ID NO:)
 PGTCEICGAYA AACTGC (SEQ ID NO:)
 PGTCEICAGYA AACTGC (SEQ ID NO:)
 5 PGTCEICAYGA AACTGC (SEQ ID NO:)
 PGTCEICAYAG AACTGC (SEQ ID NO:)
 PGTCEICAYAAGCTGC (SEQ ID NO:)
 PGTCEICAYAACGTGC (SEQ ID NO:)
 PGTCEICAYA AACTGGC (SEQ ID NO:)
 10 PGTCAEICAYA AACTGC (SEQ ID NO:)
 PGTCEAICAYA AACTGC (SEQ ID NO:)
 PGTCEIACAYA AACTGC (SEQ ID NO:)
 PGTCEICAAYA AACTGC (SEQ ID NO:)
 PGTCEICAYAA AACTGC (SEQ ID NO:)
 15 PGTCEICAYAACATGC (SEQ ID NO:)
 PGTCEICAYA AACTAGC (SEQ ID NO:)
 PGTCEICAYA AACTGAC (SEQ ID NO:)
 PGTCAEICAAYA AACTGC (SEQ ID NO:)
 PGTCEAICAAYA AACTGC (SEQ ID NO:) and
 20 PGTCEIACAAYA AACTGC (SEQ ID NO:).

In some cases it may be desirable to have a polypeptide that includes a pre sequence from a first guanylin or uroguanylin polypeptide and a pro sequence from a second guanylin or uroguanylin polypeptide. In other cases, the pre sequence and the pro
 25 sequence are from the same guanylin or uroguanylin polypeptide.

Useful polypeptides can include a naturally-occurring guanylin or uroguanylin polypeptide in its mature form, as a prepro polypeptide (includes, from amino terminus to carboxy terminus, pre sequence, pro sequence and mature polypeptide), as a propolypeptide (includes, from amino terminus to carboxy terminus, pro sequence

and mature polypeptide) or as a prepolypeptide (includes, from amino terminus to carboxy terminus, pre sequence and mature polypeptide). FIG. 4 depicts these various guanylin or uroguanylin polypeptides.

In some cases a polypeptide will be produced, e.g., recombinantly, with a pre
5 sequence and/or a pro sequence. In certain cases the pre sequence and/or pro sequence is removed prior to administration of the polypeptide to a patient. In other cases the prepolypeptide, propolypeptide or the prepolypeptide is administered to the patient. The pre sequence and/or the pro sequence may stabilize the polypeptide or an active isomer thereof, facilitate efficient folding of the polypeptide or protect the
10 polypeptide from degradation in the patient's body. Thus, pre sequences, pro sequences and/or preprosequences that do not significantly interfere with GC-C receptor agonist activity can be beneficial. In some cases the pre sequence and/or the prosequence are removed by physiological processes after administration.

In some cases useful polypeptides will include only a portion (e.g., 20, 15, 12, 11, 10,
15 9, 8, 6, 5, 4 or fewer) of the amino acids of a pre sequence (SEQ ID NOs: _____), pro sequence (SEQ ID NOs: _____), prepro sequence (SEQ ID NOs: _____).

As can be seen in FIG. 4, pro sequences include Cys residues that may form a disulfide bond. For example, many pro sequences include two Cys residues separated by 12 amino acids. These Cys residues may form a disulfide bond. These Cys
20 residues can be replaced by homocysteine, penicillamine, 3-mercaptoproline (Kolodziej et al. 1996 Int J Pept Protein Res 48:274); β , β - dimethylcysteine (Hunt et al. 1993 Int J Pept Protein Res 42:249) or diaminopropionic acid (Smith et al. 1978 J Med Chem 21:117) to form alternative internal cross-links at the positions of the normal disulfide bonds.

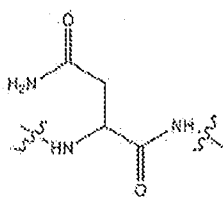
25

Metabolites of Asparagine

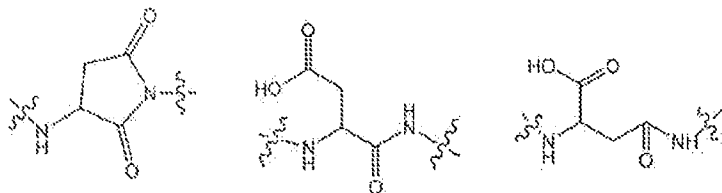
In some cases an asparagine (Asn) within a polypeptide can be metabolized to have a different structure and the GC receptor agonist containing such a metabolite of Asn

may retain activity. Polypeptides where one or more Asn, e.g., one or more Asn within an embodiment of SEQ ID NO:1 described herein are replaced by a metabolite of Asn can be useful in the methods described herein and can be present in a pharmaceutical composition that optionally contains one or more additional active ingredients.

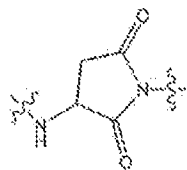
For example, one or more Asn within a polypeptide and the peptide bond carboxy terminal thereto having the structure:



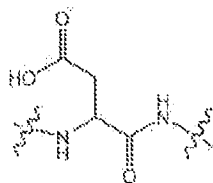
can be replaced by a group having a structure selected from:



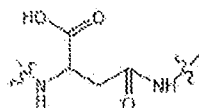
Thus, the Asn and the peptide bond carboxy terminal there to can be replaced by a cyclic imide:



Asp:

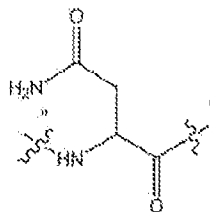


or isoAsn:

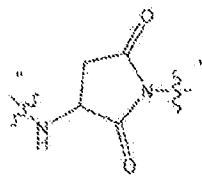


The Asp can be L-Asp or D-Asp. The isoAsn can be D-isoAsn or L-isoAsn.

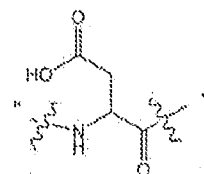
5 Considering the asparagine only, one or more Asn having the structure:



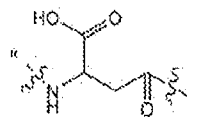
is can be optionally replaced by a group having a structure selected from (a), (b) and (c):



(a)



(b)



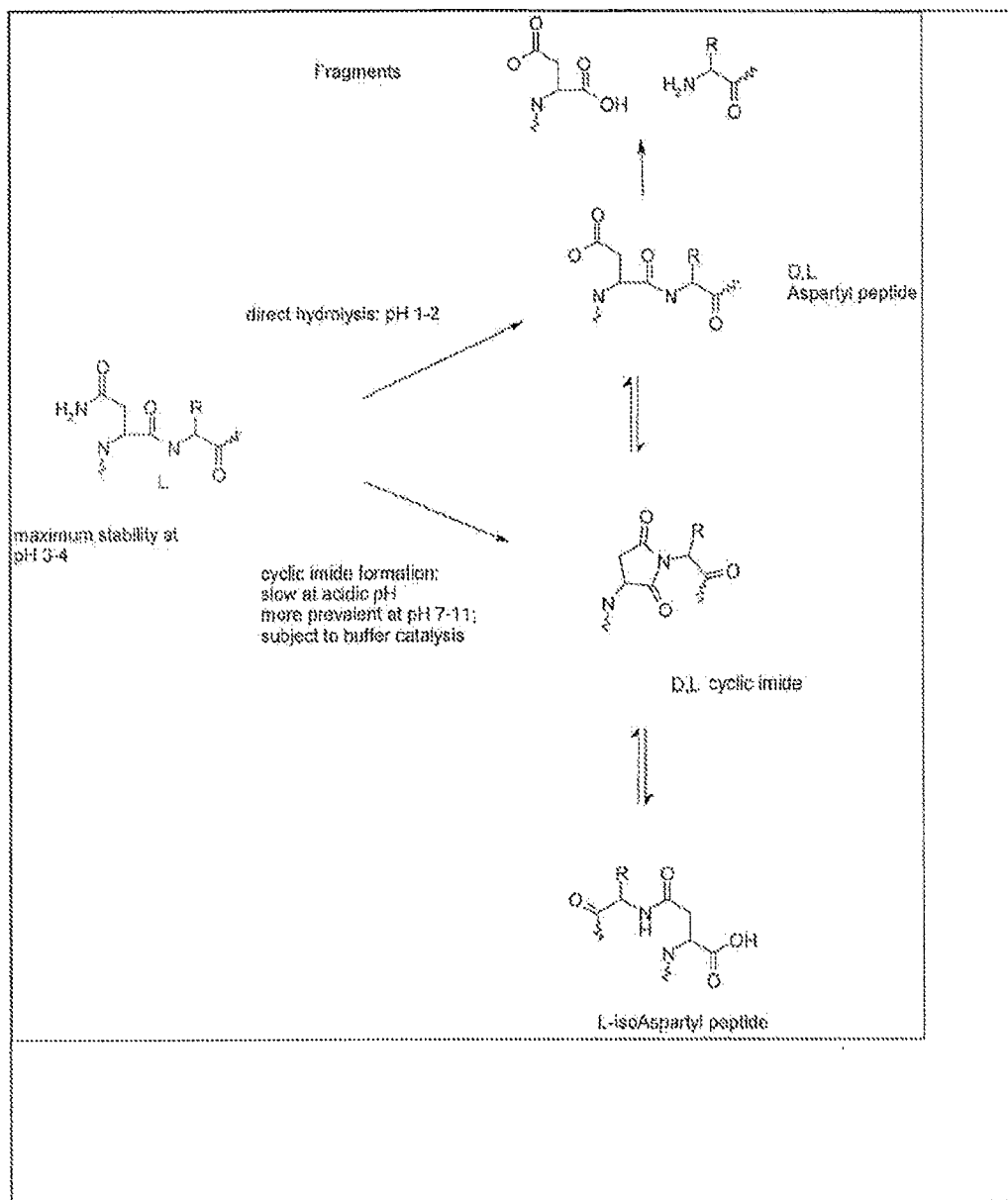
(c)

10

provided that an Asn at the carboxy terminus is not replaced by structure (a) or structure (c). When the Asn is at the carboxy terminus of the peptide, structure (a) cannot form. Since structure (c) is formed through structure (a), structure (c) cannot be formed when the Asn is at the carboxy terminus.

15

The formation of the various metabolites of Asp is depicted below.



5

The details of one or more embodiments of the disclosure are set forth in the accompanying description. All of the publications, patents and patent applications are hereby incorporated by reference.

DRAWINGS

5 FIG. 1 depicts deletion variants of human guanylin in which one, two, three or four amino acids are deleted. The deleted amino acids are between Cys_a and Cys_d as well as amino terminal to Cys_a.

FIG. 2 depicts insertion variants of human guanylin in which one, two, three or four amino acids are inserted. The inserted amino acids are between Cys_a and Cys_d as well
10 as amino terminal to Cys_a and carboxy terminal to Cys_d.

FIG. 3 depicts various polypeptides which include the amino acid sequence: Xaa₁ Xaa₂ Xaa₃ Cys₄ Xaa₅ Xaa₆ Xaa₇ Xaa₈ Xaa₉ Xaa₁₀ Xaa₁₁ Cys₁₂ Xaa₁₃ Xaa₁₄ Xaa₁₅ Xaa₁₆ (SEQ ID NO:1) wherein: Xaa₁ is any amino acid or is missing; Xaa₂ is any amino acid or is missing; Xaa₃ is any amino acid or is missing; Xaa₄ is Glu; Xaa₅ is
15 Tyr, Trp, Phe or Leu; Xaa₆ is Cys; Xaa₇ is any of the 20 naturally-occurring amino acids other than Cys or is missing; Xaa₈ is any of the 20 naturally-occurring amino acids; Xaa₉ is Pro or Gly; Xaa₁₀ is any of the 20 naturally-occurring amino acids; Xaa₁₁ is any of the 20 naturally-occurring amino acids; Xaa₁₂ is Thr, Val or Gly; Xaa₁₃ is Gly or Ala; Xaa₁₄ is Cys; and Xaa₁₅ is any of the 20 naturally-occurring amino acids or is
20 missing.

FIG. 4 is a table depicting the sequences of various guanylin and uroguanylin polypeptides, including pre sequences, presequences, prepro sequences, mature sequences and combinations thereof.

25

DETAILED DESCRIPTION

The peptides of the disclosure bind to the guanylate cyclase (GC-C) receptor, a key regulator of fluid and electrolyte balance in the intestine and kidney. When stimulated, this receptor, which is located on the apical membrane of the intestinal epithelial surface, causes an increase in intestinal epithelial cyclic GMP (cGMP). This increase in cGMP is believed to cause a decrease in water and sodium absorption and an increase in chloride and potassium ion secretion, leading to changes in intestinal fluid and electrolyte transport and increased intestinal motility. The intestinal GC-C receptor possesses an extracellular ligand binding region, a transmembrane region, an intracellular protein kinase-like region and a cyclase catalytic domain. Proposed functions for the GC-C receptor are the fluid and electrolyte homeostasis, the regulation of epithelial cell proliferation and the induction of apoptosis (Shailhubhai 2002 *Curr Opin Drug Dis Devel* 5:261-268).

In addition to being expressed in gastrointestinal epithelial cells, GC-C is expressed in extra-intestinal tissues including kidney, lung, pancreas, pituitary, adrenal, developing liver, heart and male and female reproductive tissues (reviewed in Vaandrager 2002 *Mol Cell Biochem* 230:73-83). This suggests that the GC-C receptor agonists can be used in the treatment of disorders outside the GI tract, for example, congestive heart failure and benign prostatic hyperplasia.

Ghrelin, a peptide hormone secreted by the stomach, is a key regulator of appetite in humans. Ghrelin expression levels are regulated by fasting and by gastric emptying. (Kim et al., 2003, *Neurorept* 14:1317-20; Gualillo et al., 2003, *FEBS Letts* 552: 105-9). Thus, by increasing gastrointestinal motility, GC-C receptor agonists may also be used to regulate obesity.

In humans, the GC-C receptor is activated by guanylin (Gn) (U.S. Patent 5,96,097), uroguanylin (Ugn) (U.S. Patent 5,140,102) and lymphoguanylin (Forte et al. 1999 *Endocrinology* 140:1800-1806).

Many gastrointestinal disorders, including IBS, are associated with abdominal or visceral pain. Certain of the peptides of the disclosure include the analgesic or anti-nociceptive tags such as the carboxy-terminal sequence AspPhe immediately following a Trp, Tyr or Phe (i.e., a chymotrypsin cleavage site) or following Lys or Arg (a trypsin cleavage site). Chymotrypsin in the intestinal tract will cleave such peptides immediately carboxy terminal to the Trp, Phe or Tyr residue, releasing the dipeptide, AspPhe. This dipeptide has been shown to have analgesic activity in animal models (Abdikkahi et al. 2001 *Fundam Clin Pharmacol* 15:117-23; Nikfar et al 1997, 29:583-6; Edmundson et al 1998 *Clin Pharmacol Ther* 63:580-93). In this manner such peptides can treat both pain and inflammation. Other analgesic peptides can be present at the carboxy terminus of the peptide (following a cleavage site) including: endomorphin-1, endomorphin-2, nocistatin, dalargin, luproin, ziconotide, and substance P. As described in greater detail below, various analgesic peptides and compounds can be covalently linked to or used in combination therapy with the therapeutic peptides described herein.

In the human body an inactive form of chymotrypsin, chymotrypsinogen is produced in the pancreas. When this inactive enzyme reaches the small intestine it is converted to active chymotrypsin by the excision of two di-peptides. Active chymotrypsin will cleave peptides at the peptide bond on the carboxy-terminal side of Trp, Tyr or Phe. The presence of active chymotrypsin in the intestinal tract will lead to cleavage of certain of the peptides of the disclosure having an appropriately positioned chymotrypsin cleavage site. Certain of the peptides of the disclosure include a Trp, Tyr or Phe immediately followed by a carboxy-terminal analgesic peptide. It is expected that chymotrypsin cleavage will release the analgesic peptide from peptide of the disclosure having an appropriately positioned chymotrypsin cleavage site as the peptide passes through the intestinal tract.

Trypsinogen, like chymotrypsin, is a serine protease that is produced in the pancreas and is present in the digestive tract. The active form, trypsin, will cleave peptides having a Lys or Arg. The presence of active trypsin in the intestinal tract will lead to

cleavage of certain of the peptides of the disclosure having an appropriately positioned trypsin cleavage site. It is expected that chymotrypsin cleavage will release the analgesic peptide from peptide of the disclosure having an appropriately positioned trypsin cleavage site as the peptide passes through the intestinal tract.

5 In some cases, the peptides of the disclosure are produced as a prepro protein. The prepro protein can include any suitable prepro sequence, including but not limited to, for example, mnaflsalc llgawaalag gytvqdg nfs fslesvkkkl dlqepqepv gklrnfpap
 gepvvpilc nfnfpeelk lckepnaei lqrleciaed (SEQ ID NO:), mgcraasgl pgvavvlll
 lqstqsvyiq yqgfrvqls mkklsdleaq wapsrlqag slpavchhp alpqliqpv asqeassifk lrtia
 10 (SEQ ID NO:), lrtia (SEQ ID NO:), mnawllsvlc llgalavve gytvqdgdl splesvkqkl
 hlrevqepd mshkkfalrl pkrvapefc qsafpealr lckpnacei lqrleiaqd (SEQ ID NO:),
 and msgsqwaav llvlqsaq gvykyhgfq vqlsvkkln eelkqmsdp qqksgllpd veypalpld
 lqpvcasqa astfkalrti a (SEQ ID NO:) or a bacterial leader sequence such as:
 mkksilflsvlsfspa qdakpvesskekiteskkcniakksnksgpesmm. Where the peptide is
 15 produced by a bacterial cell, e.g., *E. coli*, the forgoing leader sequence will be cleaved
 and the mature peptide will be efficiently secreted from the bacterial cell. U.S. Patent
 No. 5,395,490 describes vectors, expression systems and methods for the efficient
 production of certain mature peptides having disulfide bonds in bacterial cells and
 methods for achieving efficient secretion of such mature peptides. The vectors,
 20 expression systems and methods described in U.S. Patent No. 5,395,490 can be used
 to produce the polypeptides of the present disclosure.

Variant Peptides

The disclosure includes variant peptides that can include one, two, three, four, or five
 or more (e.g., 6, 7, 8, 9, 10, 11, 12, 13, 14, or 15) amino acid substitutions compared
 25 to any of the peptides described above. The substitution(s) can be conservative or
 non-conservative. The naturally-occurring amino acids can be substituted by D-
 isomers of any amino acid, non-natural amino acids, natural and non-natural amino
 acid analogs, and other groups. A conservative amino acid substitution results in the

alteration of an amino acid for a similar acting amino acid, or amino acid of like charge, polarity, or hydrophobicity. At some positions, even conservative amino acid substitutions can reduce the activity of the peptide. A conservative substitution can substitute a naturally-occurring amino acid for a non-naturally-occurring amino acid.

- 5 Among the naturally occurring amino acid substitutions generally considered conservative are:

For Amino Acid	Code	Replace with any of
Alanine	Ala	Gly, Cys, Ser
Arginine	Arg	Lys, His
Asparagine	Asn	Asp, Glu, Gln
Aspartic Acid	Asp	Asn, Glu, Gln
Cysteine	Cys	Met, Thr, Ser
Glutamine	Gln	Asn, Glu, Asp
Glutamic Acid	Glu	Asp, Asn, Gln
Glycine	Gly	Ala
Histidine	His	Lys, Arg
Isoleucine	Ile	Val, Leu, Met
Leucine	Leu	Val, Ile, Met
Lysine	Lys	Arg, His
Methionine	Met	Ile, Leu, Val
Phenylalanine	Phe	Tyr, His, Trp
Proline	Pro	
Serine	Ser	Thr, Cys, Ala
Threonine	Thr	Ser, Met, Val
Tryptophan	Trp	Phe, Tyr
Tyrosine	Tyr	Phe, His
Valine	Val	Leu, Ile, Met

- 10 In some circumstances it can be desirable to treat patients with a variant peptide that binds to and activates intestinal GC-C receptor, but is less active or more active than the non-variant form of the peptide. Reduced activity can arise from reduced affinity for the receptor or a reduced ability to activate the receptor once bound or reduced stability of the peptide. Increased activity can arise from increased affinity for the receptor or an increased ability to activate the receptor once bound or increased stability of the peptide.

In some peptides one or both members of one or both pairs of Cys residues which normally form a disulfide bond can be replaced by homocysteine, penicillamine, 3-mercaptoproline (Kolodziej et al. 1996 *Int J Pept Protein Res* 48:274); β , β dimethylcysteine (Hunt et al. 1993 *Int J Pept Protein Res* 42:249) or
5 diaminopropionic acid (Smith et al. 1978 *J Med Chem* 21:117) to form alternative internal cross-links at the positions of the normal disulfide bonds.

Production of peptides

Useful peptides can be produced either in bacteria including, without limitation, *E. coli*, or in other existing systems for peptide or protein production (e.g., *Bacillus*
10 *subtilis*, baculovirus expression systems using *Drosophila* Sf9 cells, yeast or filamentous fungal expression systems, mammalian cell expression systems), or they can be chemically synthesized.

If the peptide or variant peptide is to be produced in bacteria, e.g., *E. coli*, the nucleic acid molecule encoding the peptide may also encode a leader sequence that permits
15 the secretion of the mature peptide from the cell. Thus, the sequence encoding the peptide can include the pre sequence and the pro sequence of, for example, a naturally-occurring bacterial ST peptide. The secreted, mature peptide can be purified from the culture medium.

The sequence encoding a peptide of the disclosure is can be inserted into a vector
20 capable of delivering and maintaining the nucleic acid molecule in a bacterial cell. The DNA molecule may be inserted into an autonomously replicating vector (suitable vectors include, for example, pGEM3Z and pcDNA3, and derivatives thereof). The vector nucleic acid may be a bacterial or bacteriophage DNA such as bacteriophage lambda or M13 and derivatives thereof. Construction of a vector containing a nucleic
25 acid described herein can be followed by transformation of a host cell such as a bacterium. Suitable bacterial hosts include but are not limited to, *E. coli*, *B subtilis*, *Pseudomonas*, *Salmonella*. The genetic construct also includes, in addition to the

encoding nucleic acid molecule, elements that allow expression, such as a promoter and regulatory sequences. The expression vectors may contain transcriptional control sequences that control transcriptional initiation, such as promoter, enhancer, operator, and repressor sequences. A variety of transcriptional control sequences are well
5 known to those in the art. The expression vector can also include a translation regulatory sequence (e.g., an untranslated 5' sequence, an untranslated 3' sequence, or an internal ribosome entry site). The vector can be capable of autonomous replication or it can integrate into host DNA to ensure stability during peptide production.

The protein coding sequence that includes a peptide of the disclosure can also be
10 fused to a nucleic acid encoding a polypeptide affinity tag, e.g., glutathione S-transferase (GST), maltose E binding protein, protein A, FLAG tag, hexa-histidine, myc tag or the influenza HA tag, in order to facilitate purification. The affinity tag or reporter fusion joins the reading frame of the peptide of interest to the reading frame of the gene encoding the affinity tag such that a translational fusion is generated.
15 Expression of the fusion gene results in translation of a single polypeptide that includes both the peptide of interest and the affinity tag. In some instances where affinity tags are utilized, DNA sequence encoding a protease recognition site will be fused between the reading frames for the affinity tag and the peptide of interest.

Genetic constructs and methods suitable for production of immature and mature forms
20 of the peptides and variants of the disclosure in protein expression systems other than bacteria, and well known to those skilled in the art, can also be used to produce peptides in a biological system.

Mature peptides and variants thereof can be synthesized by the solid-phase method using an automated peptide synthesizer. For example, the peptide can be synthesized
25 on Cyc(4-CH₂ Bxl)-OCH₂-4-(oxymethyl)-phenylacetamidomethyl resin using a double coupling program. Protecting groups must be used appropriately to create the correct disulfide bond pattern. For example, the following protecting groups can be used: t-butyloxycarbonyl (alpha-amino groups); acetamidomethyl (thiol groups of Cys

residues B and E); 4-methylbenzyl (thiol groups of Cys residues C and F); benzyl (γ -carboxyl of glutamic acid and the hydroxyl group of threonine, if present); and bromobenzyl (phenolic group of tyrosine, if present). Coupling is effected with symmetrical anhydride of t-butoxycarbonylamino acids or hydroxybenzotriazole ester (for asparagine or glutamine residues), and the peptide is deprotected and
5 cleaved from the solid support in hydrogen fluoride, dimethyl sulfide, anisole, and p-thiocresol using 8/1/1/0.5 ratio (v/v/v/w) at 0°C for 60 min. After removal of hydrogen fluoride and dimethyl sulfide by reduced pressure and anisole and p-thiocresol by extraction with ethyl ether and ethyl acetate sequentially, crude peptides
10 are extracted with a mixture of 0.5M sodium phosphate buffer, pH 8.0 and N,N-dimethylformamide using 1/1 ratio, v/v. Disulfide bonds between Cys residues can be formed using dimethyl sulfoxide (Tam et al. (1991) J. Am. Chem. Soc. 113:6657-62). The resulting peptide is purified by reverse-phase chromatography. In some cases it may be necessary to first dissolve the peptide in 50% acetic acid in water before
15 disulfide bond formation. Saturated iodine solution in glacial acetic acid is added (1 ml iodine solution per 100 ml solution). After incubation at room temperature for 2 days in closed glass container, the solution is diluted five-fold with deionized water and extracted with ethyl ether four times for removal of unreacted iodine. After removal of the residual amount of ethyl ether by rotary evaporation the solution of
20 crude product is lyophilized and purified by successive reverse-phase chromatography.

Peptides can also be synthesized by many other methods including solid phase synthesis using traditional FMOC protection (i.e., coupling with DCC-HOBt and deprotection with piperidine in DMF). Cys thiol groups can be trityl protected.
25 Treatment with TFA can be used for final deprotection of the peptide and release of the peptide from the solid-state resin. In many cases air oxidation is sufficient to achieve proper disulfide bond formation.

Intestinal GC-C Receptor Binding and Activity Assays

The ability of peptides, variant peptides and other compounds to bind to and activate the intestinal GC-C receptor can be tested using the T84 human colon carcinoma cell line (American Type Culture Collection (Bethesda, Md.).

5

Briefly, cells are grown to confluency in 24-well culture plates with a 1:1 mixture of Ham's F12 medium and Dulbecco's modified Eagle's medium (DMEM), supplemented with 5% fetal calf serum and are used at between passages 54 and 60.

10 Monolayers of T84 cells in 24-well plates are washed twice with 1 ml/well DMEM, then incubated at 37°C for 10 min with 0.45 ml DMEM containing 1 mM isobutylmethylxanthine (IBMX), a cyclic nucleotide phosphodiesterase inhibitor. Test peptides (50µl) are then added and incubated for 30 minutes at 37°C. The media is aspirated and the reaction is terminated by the addition of ice cold 0.5 ml of 0.1N
15 HCl. The samples are held on ice for 20 minutes and then evaporated to dryness using a heat gun or vacuum centrifugation. The dried samples are resuspended in 0.5ml of phosphate buffer provided in the Cayman Chemical Cyclic GMP EIA kit (Cayman Chemical, Ann Arbor, MI). Cyclic GMP is measured by EIA according to procedures outlined in the Cayman Chemical Cyclic GMP EIA kit.

20

For the binding assay, T84 cell monolayers in 24-well plates are washed twice with 1 ml of binding buffer (DMEM containing 0.05% bovine serum albumin and 25 mM HEPES, pH 7.2), then incubated for 30 min at 37°C in the presence of mature radioactively labeled *E. coli* ST peptide and the test material at various
25 concentrations. The cells are then washed 4 times with 1 ml of DMEM and solubilized with 0.5 ml/well 1N NaOH. The level of radioactivity in the solubilized material is then determined using standard methods.

Murine gastrointestinal transit (GIT) assay

In order to determine whether a test compound or a peptide, increases the rate of gastrointestinal transit, the test compound can be tested in the murine gastrointestinal transit (GIT) assay (Moon et al. *Infection and Immunity* 25:127, 1979). In this assay, charcoal, which can be readily visualized in the gastrointestinal tract is administered
5 to mice after the administration of a test compound. The distance traveled by the charcoal is measured and expressed as a percentage of the total length of the colon.

Mice are fasted with free access to water for 12 to 16 hours before the treatment with peptide or control buffer. The peptides are orally administered at 1 µg/kg – 1mg/kg of
10 peptide in buffer (20mM Tris pH 7.5) seven minutes before being given an oral dose of 5% Activated Carbon (Aldrich 242276-250G). Control mice are administered buffer only before being given a dose of Activated Carbon. After 15 minutes, the mice are sacrificed and their intestines from the stomach to the cecum are dissected. The total length of the intestine as well as the distance traveled from the stomach to
15 the charcoal front is measured for each animal and the results are expressed as the percent of the total length of the intestine traveled by the charcoal front. Results are reported as the average of 10 mice ± standard deviation. A comparison of the distance traveled by the charcoal between the mice treated with peptide versus the mice treated with vehicle alone is performed using a Student's t test and a statistically
20 significant difference is considered for $P < 0.05$. Positive controls for this assay may include commercially available wild-type ST peptide (Sigma-Aldrich, St Louis, MO) and Zelnorm®, a drug approved for IBS that is an agonist for the serotonin receptor 5HT4.

25 Similar assays can be performed in other rodents, for example, rats. In addition, GIT assays can be performed and compared in wild-type versus rodents lacking the guanylate cyclase C receptor (GC-C KO), for example, using the GC-C KO mice described in Mann et al 1997 *Biochem and Biophysical Research Communications* 239:463.

30

Suckling mouse model of intestinal secretion (SuMi assay)

The peptides of the disclosure can be tested for their ability to increase intestinal secretion using a suckling mouse model of intestinal secretion. In this model a test compound is administered to suckling mice that are between seven and nine days old. After the mice are sacrificed, the gastrointestinal tract from the stomach to the cecum is dissected ("guts"). The remains ("carcass") as well as the guts are weighed and the ratio of guts to carcass weight is calculated. If the ratio is above 0.09, one can conclude that the test compound increases intestinal secretion. Controls for this assay may include wild-type ST peptide and Zelnorm®.

10 Phenylbenzoquinone-induced writhing model

The PBQ-induced writhing model can be used to assess pain control activity of the peptides and GC-C receptor agonists of the disclosure. This model is described by Siegmund et al. (1957 Proc. Soc. Exp. Bio. Med. 95:729-731). Briefly, one hour after oral dosing with a test compound, e.g., a peptide, morphine or vehicle, 0.02% phenylbenzoquinone (PBQ) solution (12.5 mL/kg) is injected by intraperitoneal route into the mouse. The number of stretches and writhings are recorded from the 5th to the 10th minute after PBQ injection, and can also be counted between the 35th and 40th minute and between the 60th and 65th minute to provide a kinetic assessment. The results are expressed as the number of stretches and writhings (mean \pm SEM) and the percentage of variation of the nociceptive threshold calculated from the mean value of the vehicle-treated group. The statistical significance of any differences between the treated groups and the control group is determined by a Dunnett's test using the residual variance after a one-way analysis of variance ($P < 0.05$) using SigmaStat Software.

25

Colonic hyperalgesia animal models

Hypersensitivity to colorectal distension is a common feature in patients with IBS and may be responsible for the major symptom of pain. Both inflammatory and non-

inflammatory animal models of visceral hyperalgesia to distension have been developed to investigate the effect of compounds on visceral pain in IBS.

I. Trinitrobenzenesulphonic acid (TNBS)-induced rectal allodynia model

5 Male Wistar rats (220-250 g) are premedicated with 0.5 mg/kg of acepromazine injected intraperitoneally (IP) and anesthetized by intramuscular administration of 100 mg/kg of ketamine. Pairs of nichrome wire electrodes (60 cm in length and 80 μ m in diameter) are implanted in the striated muscle of the abdomen, 2 cm laterally from the white line. The free ends of electrodes are exteriorized on the back of the neck and
10 protected by a plastic tube attached to the skin. Electromyographic (EMG) recordings are started 5 days after surgery. Electrical activity of abdominal striated muscle is recorded with an electroencephalograph machine (Mini VIII, Alvar, Paris, France) using a short time constant (0.03 sec.) to remove low-frequency signals (<3 Hz).

15 Ten days post surgical implantation, trinitrobenzenesulphonic acid (TNBS) is administered to induce rectal inflammation. TNBS (80 mg kg^{-1} in 0.3 ml 50 % ethanol) is administered intrarectally through a silicone rubber catheter introduced at 3 cm from the anus under light diethyl-ether anesthesia, as described (Morteau et al. 1994 Dig Dis Sci 39:1239). Following TNBS administration, rats are placed in
20 plastic tunnels where they are severely limited in mobility for several days before colorectal distension (CRD). Experimental compound is administered one hour before CRD which is performed by insertion into the rectum, at 1 cm of the anus, a 4 cm long balloon made from a latex condom (Gue et al, 1997 *Neurogastroenterol. Motil.* 9:271). The balloon is fixed on a rigid catheter taken from an embolectomy probe
25 (Fogarty). The catheter attached balloon is fixed at the base of the tail. The balloon, connected to a barostat is inflated progressively by step of 15 mmHg, from 0 to 60 mmHg, each step of inflation lasting 5 min. Evaluation of rectal sensitivity, as measured by EMG, is performed before (1-2 days) and 3 days following rectal instillation of TNBS.

30

The number of spike bursts that corresponds to abdominal contractions is determined per 5 min periods. Statistical analysis of the number of abdominal contractions and evaluation of the dose-effects relationships is performed by a one way analysis of variance (ANOVA) followed by a post-hoc (Student or Dunnett tests) and regression analysis for ED50 if appropriate.

II. Stress-induced hyperalgesia model

Male Wistar Rats (200-250 g) are surgically implanted with nichrome wire electrodes as in the TNBS model. Ten days post surgical implantation, partial restraint stress (PRS), is performed as described by Williams et al. for two hours (Williams et al. 1988 Gastroenterology 64:611). Briefly, under light anaesthesia with ethyl-ether, the foreshoulders, upper forelimbs and thoracic trunk are wrapped in a confining harness of paper tape to restrict, but not prevent body movements. Control sham-stress animals are anaesthetized but not wrapped. Thirty minutes before the end of the PRS session, the animals are administered test-compound or vehicle. Thirty minutes to one hour after PRS completion, the CRD distension procedure is performed as described above for the TNBS model with barostat at pressures of 15, 30, 45 and 60mm Hg. Statistical analysis on the number of bursts is determined and analyzed as in the TNBS model above.

20 III. Water avoidance stress-induced hyperalgesia model

The effect of peptides/GC-C agonists of the disclosure on basal visceral nociception in a model of water avoidance stress-induced visceral hyperalgesia in adult male Wistar rats can be tested. The stress involves confining rats to a platform surrounded by water for a period of 1 hour and then measuring their visceromotor response to colonic distension using electromyography (EMG).

At least 7 days prior to stress measurements, animals are deeply anesthetized with pentobarbital sodium (45 mg/kg) and equipped with electrodes implanted into the external oblique musculature, just superior to the inguinal ligament. Electrode leads are then tunneled subcutaneously and externalized laterally for future access.

30 Following surgery, rats are housed in pairs and allowed to recover for at least 7 days.

On the day of the experiment, animals are lightly anesthetized with halothane, and a lubricated latex balloon (6 cm) is inserted intra-anally into the descending colon. Animals are allowed to recover for 30 minutes, and colorectal distension (CRD) is initiated. The CRD procedure consists of graded intensities of phasic CRD (10, 20, 40, 60 mmHg; 20 s duration; 4 min inter-stimulus interval). Visceromotor response (VMR) to CRD is quantified by measuring EMG activity. To determine the effects of peptides/GC-C agonists of the disclosure on basal visceral nociception, a baseline CRD is recorded. Animals are allowed 1 hour recovery and then the peptide/GC-C agonist of the disclosure or vehicle is orally administered. At 1 hour following administration of peptide/GC-C agonist of the disclosure or vehicle CRD is repeated.

To determine the effect of peptides/GC-C agonists of the disclosure in a model of water avoidance stress-induced visceral hyperalgesia, a baseline CRD is recorded and then the animals were subjected to 1 hour of water avoidance stress. For water avoidance stress, the test apparatus consists of a Plexiglas tank with a block affixed to the center of the floor. The tank is filled with fresh room temperature water (25°C) to within 1 cm of the top of the block. The animals are placed on the block for a period of 1 hour. The sham water avoidance stress consists in placing the rats on the same platform in a waterless container. A second CRD is performed at 24 hours post water avoidance stress. Following the second CRD, animals are allowed 1 hour recovery and then the peptide/GC-C agonist of the disclosure or vehicle is orally administered. At 1 hour following administration of peptide/GC-C agonist of the disclosure or vehicle CRD is repeated. Mean \pm SEM is determined and compared in the presence and absence of water avoidance stress conditions.

K_d determination and binding assays

To determine the affinity of peptides/GC-C agonists of the disclosure for GC-C receptors found in rat intestinal mucosa, a competition binding assay is performed using rat intestinal epithelial cells. Epithelial cells from the small intestine of rats are
5 obtained as described by Kessler et al. (*J. Biol. Chem.* 245: 5281-5288 (1970)). Briefly, animals are sacrificed and their abdominal cavities exposed. The small intestine is rinsed with 300 ml ice cold saline or PBS. 10 cm of the small intestine measured at 10 cm from the pylorus is removed and cut into 1 inch segments. Intestinal mucosa is extruded from the intestine by gentle pressure between a piece of
10 parafilm and a P-1000 pipette tip. Intestinal epithelial cells are placed in 2 ml PBS and pipetted up and down with a 5 ml pipette to make a suspension of cells. Protein concentration in the suspension is measured using the Bradford method (*Anal. Biochem.* 72: 248-254 (1976)).

15 A competition binding assay is performed based on the method of Giannella et al. (*Am. J. Physiol.* 245: G492-G498) between [¹²⁵I] labeled control peptide (e.g. wild-type guanylin, uroguanylin or ST peptide) and a peptide/GC-C agonist of the disclosure. The assay mixture contains: 0.5 ml of DME with 20 mM HEPES-KOH pH 7.0, 0.9 mg of the cell suspension listed above, 21.4 fmol [¹²⁵I]- labeled control
20 peptide (42.8 pM), and different concentrations of competitor peptide/GC-C agonist of the disclosure (0.01 to 1000 nM). The mixture is incubated at room temperature for 1 hour, and the reaction stopped by applying the mixture to GF/B glass-fiber filters (Whatman). The filters are washed with 5 ml ice-cold PBS and radioactivity is measured. K_d is determined. %B/B₀ is the percentage of the ratio of radioactivity
25 trapped in each sample (B) compared to the radioactivity retained in a control sample with no cold competitor (B₀).

Similar competition binding assays are performed in intestinal epithelial cells from wild-type and guanylate cyclase C knockout (GC-C KO; Mann et al, 1997
30 *Biochem and Biophysical Research Communications* 239:463) mice. Mouse intestinal epithelial cells are prepared identical to that above as for rat intestinal

epithelial cells except the cells are homogenized with an Omni homogenizer for 20 seconds on the maximum setting to make a suspension of cells. A competition binding assay is performed identical to that described above between ¹²⁵I labeled peptide/GC-C agonist of the disclosure and unlabeled peptide/GC-C agonist of the disclosure (competitor).

Pharmacokinetic property determination of peptides/GC-C agonists of the disclosure

Serum samples are extracted from the whole blood of exposed (mice dosed orally or intravenously with peptide(s) of the disclosure) and control mice, then injected directly (10mL) onto an in-line solid phase extraction (SPE) column (Waters Oasis HLB 25µm column, 2.0 x 15mm direct connect) without further processing. The sample on the SPE column is washed with a 5% methanol, 95% dH₂O solution (2.1 mL/min, 1.0 minute), then loaded onto an analytical column using a valve switch that places the SPE column in an inverted flow path onto the analytical column (Waters Xterra MS C8 5µm 1S column, 2.1 x 20mm). The sample is eluted from the analytical column with a reverse phase gradient (Mobile Phase A: 10 mM ammonium hydroxide in dH₂O, Mobile Phase B: 10 mM ammonium hydroxide in 80% acetonitrile and 20% methanol; 20% B for the first 3 minutes then ramping to 95% B over 4 min. and holding for 2 min., all at a flow rate of 0.4 mL/min.). At 9.1 minutes, the gradient returns to the initial conditions of 20%B for 1 min. Peptide is eluted from the analytical column and is detected by triple-quadrupole mass spectrometry (MRM, 764 (+2 charge state) > 182 (+1 charge state) Da; cone voltage = 30V; collision = 20 eV; parent resolution = 2 Da at base peak; daughter resolution = 2 Da at base peak). Instrument response is converted into concentration units by comparison with a standard curve using known amounts of chemically synthesized peptide(s) prepared and injected in mouse plasma using the same procedure.

Similarly, pharmacokinetic properties are determined in rats using LCMS methodology. Rat plasma samples containing the peptide are extracted using a Waters Oasis MAX 96 well solid phase extraction (SPE) plate. A 200 µL volume of

rat plasma is mixed with 200 μ L of $^{13}\text{C}_9$, ^{15}N -labeled peptide in the well of a prepared SPE plate. The samples are drawn through the stationary phase with 15 mm Hg vacuum. All samples are rinsed with 200 μ L of 2% ammonium hydroxide in water followed by 200 μ L of 20% methanol in water. The samples are eluted with consecutive 100 μ L volumes of 5/20/75 formic acid/water/methanol and 100 μ L 5/15/80 formic acid/water/methanol. The samples are dried under nitrogen and resuspended in 100 μ L of 20% methanol in water. Samples are analyzed by a Waters Quattro Micro mass spectrometer coupled to a Waters 1525 binary pump with a Waters 2777 autosampler. A 40 μ L volume of each sample is injected onto a Thermo Hypersil GOLD C18 column (2.1x50 mm, 5 μ m). Peptide is eluted by a gradient over 3 minutes with acetonitrile and water containing 0.05% trifluoroacetic acid. The Quattro Micro mass spectrometer is run in multiple reaction monitoring (MRM) mode using the mass transitions of, for example 764>182 or 682>136. Using this methodology, peptide is dosed orally and by IV to rats at 10 mg/kg. Pharmacokinetic properties including area under the curve and bioavailability are determined.

In vitro proteolytic stability

The stability of peptides/GC-C agonists of the disclosure in the presence of several mammalian digestive enzymes is determined. Peptide/GC-C agonists of the disclosure are exposed to a variety of in vitro conditions including digestive enzymes and low pH environments designed to simulate gastric fluid. Peptide/GC-C agonists of the disclosure are incubated with chymotrypsin, trypsin, pepsin, aminopeptidase, carboxypeptidase A, and simulated gastric fluid (sgf) at pH 1.0. Samples are collected at 0, 3, and 24 h for all conditions except pepsin digestion and the SGF. For the latter two conditions, samples are obtained at 0, 1, and 3 h. Negative control samples are prepared for initial and final time points. A separate, positive activity control is run in parallel for each condition. All samples are analyzed by LC/MS.

Effect on Bowel Habits

Peptide/GC-C agonists of the disclosure can be administered to mammals (e.g. humans) to determine the effect on bowel habits (including Bristol Stool Form Scale

score, stool frequency (number of stools per week), ease of passage and stool weight). Peptide/GC-C agonist is administered in a single dose or multiple doses (for example, once daily over a consecutive 7 day period) and alterations in bowel habit are evaluated (for each collected bowel movement), for example, prior to dose, during dosage (for multiple dosing), and postdose.

The Bristol Stool Form Scale is:

- 1: Separate hard lumps, like nuts
- 2: Sausage-shaped but lumpy
- 3: Like a sausage or snake but with cracks on its surface
- 4: Like a sausage or snake, smooth and soft
- 5: Soft blobs with clear-cut edges
- 6: Fluffy pieces with ragged edges, a mushy stool
- 7: Watery, no solid pieces

The scale used to determine ease of passage is:

1. Manual disimpaction
2. Enema needed
3. Straining needed
4. Normal
5. Urgent without pain
6. Urgent with pain
7. Incontinent

Rat model of postoperative ileus.

Female CD rats are used to test the effect of peptides/GC-C agonists of the disclosure on delayed transit induced by abdominal surgery and manual manipulation of the small intestine. Groups of at least nine rats undergo abdominal surgery under isoflurane anesthesia. Surgery consists of laparotomy and 5 minutes of gentle manual intestinal massage. Following recovery from anesthesia, rats are dosed orally with either peptide/GC-C agonist (for example, 10 $\mu\text{g}/\text{kg}$) of the disclosure or vehicle (20mM Tris) in a volume of 300 μl . 1 hour after dosing, intestinal transit rate is

measured. Animals are again dosed with 300µl of the test article followed immediately by 500µl of a charcoal meal (10% charcoal, 10% gum arabic in water). To calculate the distance of the small intestine traveled by the charcoal front, after 20 minutes, the total length of the intestine as well as the distance traveled from the stomach to the charcoal front are measured for each animal.

Effect on cGMP levels and secretion in ligated loops rodent models

The effect of peptides/GC-C agonists of the disclosure on cGMP levels and secretion are studied by injecting peptides/GC-C agonists of the disclosure directly into an isolated loop in either wild-type or GC-C KO mice. This is done by surgically ligating a loop in the small intestine of the mouse. The methodology for ligated loop formation is similar to that described in London et al. 1997 Am J Physiol p.G93-105. The loop is roughly centered and is a length of 1-3 cm. The loops are injected with 100µl of either SEQ ID NO:3 (5µg) or vehicle (20 mM Tris, pH 7.5 or Krebs Ringer, 10mM Glucose, HEPES buffer (KRGH)). Following a recovery time of 90 minutes the loops are excised. Weights are recorded for each loop before and after removal of the fluid contained therein. The length of each loop is also recorded. A weight to length ratio (W/L) for each loop is calculated to determine the effects of the peptide/GC-C agonist of the disclosure on secretion.

To determine the effect of the peptide/GC-C agonist of the disclosure on cGMP activity, fluid from the loop is collected in ice-cold trichloroacetic acid (TCA) and stored at -80°C for use in an assay to measure cGMP levels in the fluid. Intestinal fluid samples are TCA extracted, and cyclic GMP is measured by EIA according to procedures outlined in the Cayman Chemical Cyclic GMP EIA kit (Cayman Chemical, Ann Arbor, MI) to determine cyclic GMP levels in the intestinal fluid of the mouse in the presence of either peptide/GC-C agonist of the disclosure or vehicle.

The effects of peptides/GC-C agonists of the disclosure on cGMP levels and secretion in ligated loops in female CD rats can also be determined using protocols similar to those described above. In the case of the rat, however four loops of intestine are surgically ligated. The first three loops are distributed equally in the

small intestine and the fourth loop is located in colon. Loops are 1 to 3 centimeters, and are injected with 200 μ L of either peptide/agonist of the disclosure (5 μ g) or vehicle (Krebs Ringer, 10mM glucose, HEPES buffer (KRGH)).

5 Effect on Diuresis and Natriuresis

The effect of peptides/GC-agonists of the disclosure on diuresis and natriuresis can be determined using methodology similar to that described in WO06/001931 (examples 6 (p. 42) and 8 (p.45)). Briefly, the peptide/agonist of the disclosure (180-pmol) is infused for 60 min into a group of 5 anesthetized rats. Given an estimated rat plasma volume of 10 mL, the infusion rate is approximately 3 pmol/mL/min. Blood pressure, urine production, and sodium excretion are monitored for approximately 40 minutes prior to the infusion, during the infusion, and for approximately 50 minutes after the infusion to measure the effect of the peptide/GC-C agonist on diuresis and natriuresis. For comparison, a control group of five rats is infused with regular saline. Urine and sodium excretion can be assessed. Dose response can also be determined. Peptide/GC-C agonist of the disclosure is infused intravenously into rats over 60 minutes. Urine is collected at 30 minute intervals up to 180 minutes after termination of peptide/GC-C agonist infusion, and urine volume, sodium excretion, and potassium excretion are determined for each collection interval. Blood pressure is monitored continuously. For each dose a dose-response relationship for urine volume, sodium and potassium excretion can be determined. Plasma concentration of the peptide/GC-agonist is also determined before and after iv infusion.

25 Diuresis Experiment:

Female Sprague-Dawley rats (> 170 g, 2-8 per group) are given 3.0mL of isotonic saline perorally, and then anesthetized with isoflurane /oxygen. Once an appropriate level of anesthesia has been achieved, a sterile polyurethane catheter (~16 cm, 0.6mm ID, 0.9mm OD) is inserted 1.5-2.0 cm into the urethra and secured using 1-2 drops of veterinary bond adhesive applied to urethra/catheter junction. Rats are then dosed with either vehicle or test article via the intravenous or intraperitoneal route. Rats are then placed in appropriately sized rat restraint tubes, with the catheter protruding out

of the restraint tube into a 10 mL graduated cylinder. Rats are allowed to regain consciousness, and the volume of urine excreted over a 1-5 hour duration is recorded periodically for each rat.

8 Administration of peptides and GC-C receptor agonists

For treatment of gastrointestinal disorders, the peptides and agonists of the disclosure are preferably administered orally, e.g., as a tablet or cachet containing a predetermined amount of the active ingredient, pellet, gel, paste, syrup, bolus, electuary, slurry, sachet; capsule; powder; lyophilized powder; granules; as a solution
10 or a suspension in an aqueous liquid or a non-aqueous liquid; as an oil-in-water liquid emulsion or a water-in-oil liquid emulsion, via a liposomal formulation (see, e.g., EP 736299) or in some other form. Orally administered compositions can include binders, lubricants, inert diluents, lubricating, surface active or dispersing agents, flavoring agents, and humectants. Orally administered formulations such as tablets
15 may optionally be coated or scored and may be formulated so as to provide sustained, delayed or controlled release of the active ingredient therein. The peptides and agonists can be co-administered with other agents used to treat gastrointestinal disorders including but not limited to the agents described herein. The peptides and agonists can also be administered by rectal suppository. For the treatment of disorders
20 outside the gastrointestinal tract such as congestive heart failure and benign prostatic hypertrophy, peptides and agonists are preferably administered parenterally or orally.

The peptides described herein can be administered alone or in combination with other agents. For example, the peptides can be administered together with an analgesic
25 peptide or compound. The analgesic peptide or compound can be covalently attached to a peptide described herein or it can be a separate agent that is administered together with or sequentially with a peptide described herein in a combination therapy.

Combination therapy can be achieved by administering two or more agents, e.g., a
30 peptide described herein and an analgesic peptide or compound, each of which is formulated and administered separately, or by administering two or more agents in a

single formulation. Other combinations are also encompassed by combination therapy. For example, two agents can be formulated together and administered in conjunction with a separate formulation containing a third agent. While the two or more agents in the combination therapy can be administered simultaneously, they need not be. For example, administration of a first agent (or combination of agents) can precede administration of a second agent (or combination of agents) by minutes, hours, days, or weeks. Thus, the two or more agents can be administered within minutes of each other or within 1, 2, 3, 6, 9, 12, 15, 18, or 24 hours of each other or within 1, 2, 3, 4, 5, 6, 7, 8, 9, 10, 12, 14 days of each other or within 2, 3, 4, 5, 6, 7, 8, 9, or 10 weeks of each other. In some cases even longer intervals are possible. While in many cases it is desirable that the two or more agents used in a combination therapy be present in within the patient's body at the same time, this need not be so.

Combination therapy can also include two or more administrations of one or more of the agents used in the combination. For example, if agent X and agent Y are used in a combination, one could administer them sequentially in any combination one or more times, e.g., in the order X-Y-X, X-X-Y, Y-X-Y, Y-Y-X, X-X-Y-Y, etc.

Combination therapy can also include the administration of two or more agents via different routes or locations. For example, (a) one agent is administered orally and another agent is administered intravenously or (b) one agent is administered orally and another is administered locally. In each case, the agents can either simultaneously or sequentially. Approximated dosages for some of the combination therapy agents described herein are found in the "BNF Recommended Dose" column of tables on pages 11-17 of WO01/76632 (the data in the tables being attributed to the March 2000 British National Formulary) and can also be found in other standard formularies and other drug prescribing directories. For some drugs, the customary prescribed dose for an indication will vary somewhat from country to country.

The agents, alone or in combination, can be combined with any pharmaceutically acceptable carrier or medium. Thus, they can be combined with materials that do not produce an adverse, allergic or otherwise unwanted reaction when administered to a

patient. The carriers or mediums used can include solvents, dispersants, coatings, absorption promoting agents, controlled release agents, and one or more inert excipients (which include starches, polyols, granulating agents, microcrystalline cellulose (e.g. celphere, Celphere beads®), diluents, lubricants, binders, disintegrating agents, and the like), etc. If desired, tablet dosages of the disclosed compositions may be coated by standard aqueous or nonaqueous techniques.

Compositions of the present disclosure may also optionally include other therapeutic ingredients, anti-caking agents, preservatives, sweetening agents, colorants, flavors, desiccants, plasticizers, dyes, glidants, anti-adherents, anti-static agents, surfactants (wetting agents), anti-oxidants, film-coating agents, and the like. Any such optional ingredient must be compatible with the compound of the disclosure to insure the stability of the formulation.

The composition may contain other additives as needed, including for example lactose, glucose, fructose, galactose, trehalose, sucrose, maltose, raffinose, maltitol, melezitose, stachyose, lactitol, palatinite, starch, xylitol, mannitol, myoinositol, and the like, and hydrates thereof, and amino acids, for example alanine, glycine and betaine, and peptides and proteins, for example albumen.

Examples of excipients for use as the pharmaceutically acceptable carriers and the pharmaceutically acceptable inert carriers and the aforementioned additional ingredients include, but are not limited to binders, fillers, disintegrants, lubricants, anti-microbial agents, and coating agents such as:

BINDERS: corn starch, potato starch, other starches, gelatin, natural and synthetic gums such as acacia, xanthan, sodium alginate, alginic acid, other alginates, powdered tragacants, guar gum, cellulose and its derivatives (e.g., ethyl cellulose, cellulose acetate, carboxymethyl cellulose calcium, sodium carboxymethyl cellulose), polyvinyl pyrrolidone (e.g., povidone, crospovidone, copovidone, etc), methyl cellulose, Methocel, pre-gelatinized starch (e.g., STARCH 1500® and STARCH 1500 LM®, sold by Colorcon, Ltd.), hydroxypropyl methyl cellulose, microcrystalline

cellulose (e.g. AVICEL™, such as, AVICEL-PH-101™, -103™ and -105™, sold by FMC Corporation, Marcus Hook, PA, USA), or mixtures thereof.

FILLERS: talc, calcium carbonate (e.g., granules or powder), dibasic calcium phosphate, tribasic calcium phosphate, calcium sulfate (e.g., granules or powder),
5 microcrystalline cellulose, powdered cellulose, dextrans, kaolin, mannitol, silicic acid, sorbitol, starch, pre-gelatinized starch, dextrose, fructose, honey, lactose anhydrate, lactose monohydrate, lactose and aspartame, lactose and cellulose, lactose and microcrystalline cellulose, maltodextrin, maltose, mannitol, microcrystalline
10 cellulose & guar gum, molasses, sucrose, or mixtures thereof,

DISINTEGRANTS: agar-agar, alginic acid, calcium carbonate, microcrystalline cellulose, croscarmellose sodium, crospovidone, polacrillin potassium, sodium starch glycolate, potato or tapioca starch, other starches, pre-gelatinized starch, clays, other
15 algin, other celluloses, gums (like gellan), low-substituted hydroxypropyl cellulose, or mixtures thereof,

LUBRICANTS: calcium stearate, magnesium stearate, mineral oil, light mineral oil, glycerin, sorbitol, mannitol, polyethylene glycol, other glycols, stearic acid, sodium
20 lauryl sulfate, sodium stearyl fumarate, vegetable based fatty acids lubricant, talc, hydrogenated vegetable oil (e.g., peanut oil, cottonseed oil, sunflower oil, sesame oil, olive oil, corn oil and soybean oil), zinc stearate, ethyl oleate, ethyl laurate, agar, syloid silica gel (AEROSIL 200, W.R. Grace Co., Baltimore, MD USA), a coagulated aerosol of synthetic silica (Deaussa Co., Plano, TX USA), a pyrogenic silicon dioxide
25 (CAB-O-SIL, Cabot Co., Boston, MA USA), or mixtures thereof,

ANTI-CAKING AGENTS: calcium silicate, magnesium silicate, silicon dioxide, colloidal silicon dioxide, talc, or mixtures thereof,

30 ANTIMICROBIAL AGENTS: benzalkonium chloride, benzethonium chloride, benzoic acid, benzyl alcohol, butyl paraben, cetylpyridinium chloride, cresol,

chlorobutanol, dehydroacetic acid, ethylparaben, methylparaben, phenol, phenylethyl alcohol, phenoxyethanol, phenylmercuric acetate, phenylmercuric nitrate, potassium sorbate, propylparaben, sodium benzoate, sodium dehydroacetate, sodium propionate, sorbic acid, thimersol, thymo, or mixtures thereof, and

5

COATING AGENTS: sodium carboxymethyl cellulose, cellulose acetate phthalate, ethylcellulose, gelatin, pharmaceutical glaze, hydroxypropyl cellulose, hydroxypropyl methylcellulose (hypromellose), hydroxypropyl methyl cellulose phthalate, methylcellulose, polyethylene glycol, polyvinyl acetate phthalate, shellac, sucrose, titanium dioxide, carnauba wax, microcrystalline wax, gellan gum, maltodextrin, methacrylates, microcrystalline cellulose and carrageenan or mixtures thereof.

The formulation can also include other excipients and categories thereof including but not limited to L-histidine, Pluronic®, Poloxamers (such as Lutrol® and Poloxamer 15 188), ascorbic acid, glutathione, permeability enhancers (e.g. lipids, sodium cholate, acylcarnitine, salicylates, mixed bile salts, fatty acid micelles, chelators, fatty acid, surfactants, medium chain glycerides), protease inhibitors (e.g. soybean trypsin inhibitor, organic acids), pH lowering agents and absorption enhancers effective to promote bioavailability (including but not limited to those described in US6086918 and US5912014), creams and lotions (like maltodextrin and carrageenans); materials 20 for chewable tablets (like dextrose, fructose, lactose monohydrate, lactose and aspartame, lactose and cellulose, maltodextrin, maltose, mannitol, microcrystalline cellulose and guar gum, sorbitol crystalline); parenterals (like mannitol and povidone); plasticizers (like dibutyl sebacate, plasticizers for coatings, polyvinylacetate phthalate); powder lubricants (like glyceryl behenate); soft gelatin capsules (like sorbitol special solution); spheres for coating (like sugar spheres); spherization agents (like glyceryl behenate and microcrystalline cellulose); suspending/gelling agents (like carrageenan, gellan gum, mannitol, microcrystalline cellulose, povidone, sodium starch glycolate, xanthan gum); sweeteners (like 25 aspartame, aspartame and lactose, dextrose, fructose, honey, maltodextrin, maltose, mannitol, molasses, sorbitol crystalline, sorbitol special solution, sucrose); wet

30

granulation agents (like calcium carbonate, lactose anhydrous, lactose monohydrate, maltodextrin, mannitol, microcrystalline cellulose, povidone, starch), caramel, carboxymethylcellulose sodium, cherry cream flavor and cherry flavor, citric acid anhydrous, citric acid, confectioner's sugar, D&C Red No. 33, D&C Yellow #10

5 Aluminum Lake, disodium edelate, ethyl alcohol 15%, FD&C Yellow No. 6 aluminum lake, FD&C Blue #1 Aluminum Lake, FD&C Blue No. 1, FD&C blue no. 2 aluminum lake, FD&C Green No.3, FD&C Red No. 40, FD&C Yellow No. 6 Aluminum Lake, FD&C Yellow No. 6, FD&C Yellow No.10, glycerol palmitostearate, glyceryl monostearate, indigo carmine, lecithin, manitol, methyl and

10 propyl parabens, mono ammonium glycyrrhizinate, natural and artificial orange flavor, pharmaceutical glaze, poloxamer 188, Polydextrose, polysorbate 20, polysorbate 80, polyvidone, pregelatinized corn starch, pregelatinized starch, red iron oxide, saccharin sodium, sodium carboxymethyl ether, sodium chloride, sodium citrate, sodium phosphate, strawberry flavor, synthetic black iron oxide, synthetic red

15 iron oxide, titanium dioxide, and white wax.

Solid oral dosage forms may optionally be treated with coating systems (e.g. Opadry® fx film coating system, for example Opadry® blue (OY-LS-20921), Opadry® white (YS-2-7063), Opadry® white (YS-1-7040), and black ink (S-1-8106).

20

The agents either in their free form or as a salt can be combined with a polymer such as polylactic-glycolic acid (PLGA), poly-(l)-lactic-glycolic-tartaric acid (P(l)LGT) (WO 01/12233), polyglycolic acid (U.S. 3,773,919), polylactic acid (U.S. 4,767,628), poly(ϵ -caprolactone) and poly(alkylene oxide) (U.S. 20030068384) to create a

25 sustained release formulation. Such formulations can be used to implants that release a peptide or another agent over a period of a few days, a few weeks or several months depending on the polymer, the particle size of the polymer, and the size of the implant (see, e.g., U.S. 6,620,422). Other sustained release formulations and polymers for use in are described in EP 0 467 389 A2, WO 93/24150, U.S. 5,612,052, WO 97/40085,

30 WO 03/075887, WO 01/01964A2, U.S. 5,922,356, WO 94/155587, WO 02/074247A2, WO 98/25642, U.S. 5,968,895, U.S. 6,180,608, U.S. 20030171296,

is chosen from the group of, acetate, benzoate, citrate, fumarate, embonate, chlorophenoxyacetate, glycolate, palmoate, aspartate, methanesulphonate, maleate, parachlorophenoxyisobutyrate, formate, lactate, succinate, sulphate, tartrate, cyclohexanecarboxylate, hexanoate, octanoate, decanoate, hexadecanoate, octodecanoate, benzenesulphonate, trimethoxybenzoate, paratoluenesulphonate, adamantanecarboxylate, glycoxylate, glutarnate, pyrrolidonecarboxylate, naphthalenesulphonate, 1-glucosephosphate, nitrate, sulphite, dithionate and phosphate), and phenformin;

protein tyrosine phosphatase-1B (PTP-1B) inhibitors, such as A-401,674, KR 61639, OC-060062, OC-83839, OC-297962, MC52445, MC52453, ISIS 113715, and those disclosed in WO99/585521, WO99/58518, WO99/58522, WO99/61435, WO03/032916, WO03/032982, WO03/041729, WO03/055883, WO02/26707, WO02/26743, JP2002114768, and pharmaceutically acceptable salts and esters thereof;

sulfonylureas such as acetohexamide (e.g. Dymelor, Eli Lilly), carbutamide, chlorpropamide (e.g. Diabinese®, Pfizer), gliamilide (Pfizer), gliclazide (e.g. Diamcron, Servier Canada Inc), glimepiride (e.g. disclosed in US4379785, such as Amaryl™, Aventis), glipentide, glipizide (e.g. Glucotrol or Glucotrol XL Extended Release, Pfizer), gliquidone, glisolamide, glyburide/glibenclamide (e.g. Micronase or Glynase Prestab, Pharmacia & Upjohn and Diabeta, Aventis), tolazamide (e.g. Tolinase), and tolbutamide (e.g. Orinase), and pharmaceutically acceptable salts and esters thereof;

meglitinides such as repaglinide (e.g. Prandin®, Novo Nordisk), KAD1229 (PF/Kissei), and nateglinide (e.g. Starlix®, Novartis), and pharmaceutically acceptable salts and esters thereof;

α glucoside hydrolase inhibitors (or glucoside inhibitors) such as acarbose (e.g. Precose™, Bayer disclosed in US4904769), miglitol (such as GLYSET™, Pharmacia & Upjohn disclosed in US4639436), camiglibose (Methyl 6-deoxy-6-[(2R,3R,4R,5S)-3,4,5-trihydroxy-2-(hydroxymethyl)piperidino]- α -D-glucopyranoside, Marion Merrell Dow), voglibose (Takeda), adiposine, emiglitate, pradimicin-Q, salbostatin, CKD-711, MDL- 25,637, MDL-73,945, and MOR 14, and the compounds disclosed

in US4062950, US4174439, US4254256, US4701559, US4639436, US5192772, US4634765, US5157116, US5504078, US5091418, US5217877, US51091 and WO01/47528 (polyamines);

α -amylase inhibitors such as tendamistat, trestatin, and A1-3688, and the compounds
5 disclosed in US4451455, US4623714, and US4273765;

SGLT2 inhibitors including those disclosed in US6414126 and US6515117;
an α P2 inhibitor such as disclosed in US6548529;

insulin secretagogues such as linoglide, A-4166, forskilin, dibutyl cAMP, isobutylmethylxanthine (IBMX), and pharmaceutically acceptable salts and esters
10 thereof;

fatty acid oxidation inhibitors, such as clomoxir, and etomoxir, and pharmaceutically acceptable salts and esters thereof;

A2 antagonists, such as midaglizole, isaglidole, deriglidole, idazoxan, caroxan, and fluparoxan, and pharmaceutically acceptable salts and esters thereof;

15 insulin and related compounds (e.g. insulin mimetics) such as biota, LP-100, novarapid, insulin detemir, insulin lispro, insulin glargine, insulin zinc suspension (lente and ultralente), Lys-Pro insulin, GLP-1 (1-36) amide, GLP-1 (73-7) (insulintropin, disclosed in US5614492), LY-315902 (Lilly), GLP-1 (7-36)-NH₂, AL-401 (AutoImmune), certain compositions as disclosed in US4579730,
20 US4849405, US4963526, US5642868, US5763396, US5824638, US5843866, US6153632, US6191105, and WO 85/05029, and primate, rodent, or rabbit insulin including biologically active variants thereof including allelic variants, more preferably human insulin available in recombinant form (sources of human insulin include pharmaceutically acceptable and sterile formulations such as those available
25 from Eli Lilly (Indianapolis, Ind. 46285) as Humulin™ (human insulin rDNA origin), also see the THE PHYSICIAN'S DESK REFERENCE, 55^{sup}.th Ed. (2001) Medical Economics, Thomson Healthcare (disclosing other suitable human insulins);
non-thiazolidinediones such as JT-501 and farglitazar (GW-2570/GI-262579), and pharmaceutically acceptable salts and esters thereof;
30 PPAR α / γ dual agonists such as AR-HO39242 (Aztazeneca), GW-409544 (Glaxo-Wellcome), BVT-142, CLX-0940, GW-1536, GW-1929, GW-2433, KRP-297

(Kyorin Merck; 5-[(2,4-Dioxo thiazolidinyl)methyl] methoxy-N-[[4-(trifluoromethyl)phenyl] methyl]benzamide), L-796449, LR-90, MK-0767 (Merck/Kyorin/Banyu), SB 219994, muraglitazar (BMS), tesaglitazar (Astrazeneca), reglitazar (JTT-501) and those disclosed in WO99/16758, WO99/19313, 5 WO99/20614, WO99/38850, WO00/23415, WO00/23417, WO00/23445, WO00/50414, WO01/00579, WO01/79150, WO02/062799, WO03/004458, WO03/016265, WO03/018010, WO03/033481, WO03/033450, WO03/033453, WO03/043985, WO 031053976, U.S. application Ser. No. 09/664,598, filed Sep. 18, 2000, Murakami et al. Diabetes 47, 1841-1847 (1998), and pharmaceutically 10 acceptable salts and esters thereof;
other insulin-sensitizing drugs;
VPAC2 receptor agonists;
GLK modulators, such as those disclosed in WO03/015774;
retinoid modulators such as those disclosed in WO03/000249;
15 GSK 3 β /GSK 3 inhibitors such as 4-[2-(2-bromophenyl)-4-(4-fluorophenyl)-1H-imidazol-5-yl]pyridine and those compounds disclosed in WO03/024447, WO03/037869, WO03/037877, WO03/037891, WO03/068773, EP1295884, EP1295885, and the like;
glycogen phosphorylase (HGLPa) inhibitors such as CP-368,296, CP-316,819, 20 BAYR3401, and compounds disclosed in WO01/94300, WO02/20530, WO03/037864, and pharmaceutically acceptable salts or esters thereof;
ATP consumption promoters such as those disclosed in WO03/007990;
TRB3 inhibitors;
vanilloid receptor ligands such as those disclosed in WO03/049702;
25 hypoglycemic agents such as those disclosed in WO03/015781 and WO03/040114;
glycogen synthase kinase 3 inhibitors such as those disclosed in WO03/035663
agents such as those disclosed in WO99/51225, US20030134890, WO01/24786, and WO03/059870;
insulin-responsive DNA binding protein-1 (IRDBP-1) as disclosed in WO03/057827, 30 and the like;
adenosine A2 antagonists such as those disclosed in WO03/035639, WO03/035640,

and the like;

PPAR δ agonists such as GW 501516, GW 590735, and compounds disclosed in JP10237049 and WO02/14291;

dipeptidyl peptidase IV (DP-IV) inhibitors, such as isoleucine thiazolidide, NVP-
6 DPP728A (1-[[[2-[(5-cyanopyridin-2-yl)amino]ethyl]amino]acetyl]-2-cyano-(S)-
pyrrolidine, disclosed by Hughes et al, Biochemistry, 38(36), 11597-11603, 1999),
P32/98, NVP-LAF-237, P3298, TSL225 (tryptophyl-1,2,3,4-tetrahydro-isoquinoline-
3-carboxylic acid, disclosed by Yamada et al, Bioorg. & Med. Chem. Lett. 8 (1998)
1537-1540), valine pyrrolidide, TMC-2A/2B/2C, CD-26 inhibitors, FE999011,
10 P9310/K364, VIP 0177, DPP4, SDZ 274-444, 2-cyanopyrrolidides and 4-
cyanopyrrolidides as disclosed by Ashworth et al, Bioorg. & Med. Chem. Lett., Vol.
6, No. 22, pp 1163-1166 and 2745-2748 (1996), and the compounds disclosed in
US6395767, US6573287, US6395767 (compounds disclosed include BMS-477118,
BMS-471211 and BMS 538,305), WO99/38501, WO99/46272, WO99/67279,
15 WO99/67278, WO99/61431 WO03/004498, WO03/004496, EP1258476,
WO02/083128, WO02/062764, WO03/000250, WO03/002530, WO03/002531,
WO03/002553, WO03/002593, WO03/000180, and WO03/000181;
GLP-1 agonists such as exendin-3 and exendin-4 (including the 39 aa peptide
synthetic exendin-4 called Exenatide®), and compounds disclosed in US2003087821
20 and NZ 504256, and pharmaceutically acceptable salts and esters thereof;
peptides including amlintide and Symlin® (pramlintide acetate); and
glycokinase activators such as those disclosed in US2002103199 (fused
heteroaromatic compounds) and WO02/48106 (isoindolin-1-one-substituted
propionamide compounds).

25

The peptides and agonists described herein useful in the treatment of obesity can be administered as a cotherapy with electrostimulation (US20040015201).

The peptides and agonists described herein can be used in combination therapy with
30 agents that activate soluble guanylate cyclase, for example those described in
US20040192680.

The peptides and agonists described herein can be used in combination therapy with a phosphodiesterase inhibitor. PDE inhibitors are those compounds which slow the degradation of cyclic AMP (cAMP) and/or cyclic GMP (cGMP) by inhibition of the phosphodiesterases, which can lead to a relative increase in the intracellular concentration of cAMP and/or cGMP. Possible PDE inhibitors are primarily those substances which are to be numbered among the class consisting of the PDE3 inhibitors, the class consisting of the PDE4 inhibitors and/or the class consisting of the PDE5 inhibitors, in particular those substances which can be designated as mixed types of PDE3/4 inhibitors or as mixed types of PDE3/4/5 inhibitors. By way of example, those PDE inhibitors may be mentioned such as are described and/or claimed in the following patent applications and patents:

DE1470341, DE2108438, DE2123328, DE2305339, DE2305575, DE2315801, DE2402908, DE2413935, DE2451417, DE2459090, DE2646469, DE2727481, DE2825048, DE2837161, DE2845220, DE2847621, DE2934747, DE3021792, DE3038166, DE3044568, EP000718, EP0008408, EP0010759, EP0059948, EP0075436, EP0096517, EP0112987, EP0116948, EP0150937, EP0158380, EP0161632, EP0161918, EP0167121, EP0199127, EP0220044, EP0247725, EP0258191, EP0272910, EP0272914, EP0294647, EP0300726, EP0335386, EP0357788, EP0389282, EP0406958, EP0426180, EP0428302, EP0435811, EP0470805, EP0482208, EP0490823, EP0506194, EP0511865, EP0527117, EP0626939, EP0664289, EP0671389, EP0685474, EP0685475, EP0685479, JP92234389, JP94329652, JP95010875, U.S. Pat. Nos. 4,963,561, 5,141,931, WO9117991, WO9200968, WO9212961, WO9307146, WO9315044, WO9315045, WO9318024, WO9319068, WO9319720, WO9319747, WO9319749, WO9319751, WO9325517, WO9402465, WO9406423, WO9412461, WO9420455, WO9422852, WO9425437, WO9427947, WO9500516, WO9501980, WO9503794, WO9504045, WO9504046, WO9505386, WO9508534, WO9509623, WO9509624, WO9509627, WO9509836, WO9514667, WO9514680, WO9514681, WO9517392, WO9517399, WO9519362, WO9522520, WO9524381, WO9527692, WO9528926, WO9535281, WO9535282, WO9600218, WO9601825, WO9602541, WO9611917, DE3142982,

DE1116676, DE2162096, EP0293063, EP0463756, EP0482208, EP0579496,
EP0667345 US6,331,543, US20050004222 (including those disclosed in formulas I-
XIII and paragraphs 37-39, 85-0545 and 557-577) and WO9307124, EP0163965,
EP0393500, EP0510562, EP0553174, WO9501338 and WO9603399. PDE5
5 inhibitors which may be mentioned by way of example are RX-RA-69, SCH-51866,
KT-734, vesnarinone, zaprinast, SKF-96231, ER-21355, BF/GP-385, NM-702 and
sildenafil (Viagra®). PDE4 inhibitors which may be mentioned by way of example
are RO-20-1724, MEM 1414 (R1533/R1500; Pharmacia Roche), DENBUFYLLINE,
ROLIPRAM, OXAGRELATE, NITRAQUAZONE, Y-590, DH-6471, SKF-94120,
10 MOTAPIZONE, LIXAZINONE, INDOLIDAN, OLPRINONE, ATIZORAM, KS-
506-G, DIPAMFYLLINE, BMY-43351, ATIZORAM, AROFYLLINE,
FILAMINAST, PDB-093, UCB-29646, CDP-840, SKF-107806, PICLAMILAST,
RS-17597, RS-25344-000, SB-207499, TIBENELAST, SB-210667, SB-211572, SB-
211600, SB-212066, SB-212179, GW-3600, CDP-840, MOPIDAMOL,
15 ANAGRELIDE, IBUDILAST, AMRINONE, PIMOBENDAN, CILOSTAZOL,
QUAZINONE and N-(3,5-dichloropyrid-4-yl)-3-cyclopropylmethoxy4-
difluoromethoxybenzamide. PDE3 inhibitors which may be mentioned by way of
example are SULMAZOLE, AMPIZONE, CILOSTAMIDE, CARBAZERAN,
PIROXIMONE, IMAZODAN, CI-930, SIGUAZODAN, ADIBENDAN,
20 SATERINONE, SKF-95654, SDZ-MKS-492, 349-U-85, EMORADAN, EMD-
53998, EMD-57033, NSP-306, NSP-307, REVIZINONE, NM-702, WIN-62582 and
WIN-63291, ENOXIMONE and MILRINONE. PDE3/4 inhibitors which may be
mentioned by way of example are BENAFENTRINE, TREQUINSIN, ORG-30029,
ZARDAVERINE, L-686398, SDZ-ISQ-844, ORG-20241, EMD-54622, and
25 TOLAFENTRINE. Other PDE inhibitors include: cilomilast, pentoxifylline,
roflumilast, tadalafil(Cialis®), theophylline, and vardenafil(Levitra®), zaprinast
(PDE5 specific).

The peptides and agonists described herein can be used in combination therapy (for
30 example, in order to decrease or inhibit uterine contractions) with a tocolytic agent

including but not limited to beta-adrenergic agents, magnesium sulfate, prostaglandin inhibitors, and calcium channel blockers.

The peptides and agonists of the disclosure can be used in combination therapy with
5 an anti-neoplastic agents including but not limited to alkylating agents,
epipodophyllotoxins, nitrosoureas, antimetabolites, vinca alkaloids, anthracycline
antibiotics, nitrogen mustard agents, and the like. Particular anti-neoplastic agents
may include tamoxifen, taxol, etoposide and 5-fluorouracil. The peptides and agonists
of the disclosure can be used in combination therapy (for example as in a
10 chemotherapeutic composition) with an antiviral and monoclonal antibody therapies.

The peptides and agonists of the disclosure can be used in combination therapy (for
example, in prevention/treatment of congestive heart failure or another method
described herein) with the partial agonist of the nociceptin receptor ORL1 described
15 by Dooley et al. (The Journal of Pharmacology and Experimental Therapeutics, 283
(2): 735-741, 1997). The agonist is a hexapeptide having the amino acid sequence
Ac- RYY (RK) (WI) (RK)-NH₂ ("the Dooley peptide"), where the brackets show
allowable variation of amino acid residue. Thus Dooley peptide can include but are
not limited to KYRWR, RYRWR, KWRYR, RYRWK, RYRWK (all-D
20 amin acids), RYRIK, RYRIR, RYKIK, RYKIR, RYKWR, RYKWK,
RYRWR, RYRWK, RYRIK, RYKWR, RYKWK, RYRWK and
KYRWR, wherein the amino acid residues are in the L-form unless otherwise
specified. The peptides and agonists of the disclosure can also be used in combination
therapy with peptide conjugate modifications of the Dooley peptide described in
25 WO0198324. The peptides and agonists of the disclosure can also be used in
combination therapy (for example in the prevention and/or treatment of IBS and
associated bloating) with nerve-acting agents such as lidocaine, topiramate, mexilitine,
and gabapentin as described in US20060205678.

Methods of Treatment

A number of disorders might be treated with GC-C receptor agonists and agents that increase cGMP levels including the peptides and agonists of the disclosure.

5 The peptides and agonists of the disclosure can be used alone or in combination therapy for the treatment or prevention of congestive heart failure. Such agents can be used in combination with natriuretic peptides (e.g., atrial natriuretic peptide, brain natriuretic peptide or C-type natriuretic peptide), a diuretic, or an inhibitor of angiotensin converting enzyme.

10

The peptides and agonists of the disclosure can be used alone or in combination therapy for the treatment or prevention of benign prostatic hyperplasia (BPH). Such agents can be used in combination with one or more agents for treatment of BPH, for example, a 5-alpha reductase inhibitor (e.g., finasteride) or an alpha adrenergic
15 inhibitor (e.g., doxazosine).

The peptides and agonists of the disclosure can be used alone or in combination therapy for the treatment, prevention or reduction of visceral pain associated with a gastrointestinal disorder or pain associated with another disorder.

20

The peptides and agonists of the disclosure can be used alone or in combination therapy for the treatment or prevention of obesity-related disorders (e.g. disorders that are associated with, caused by, or result from obesity). Examples of obesity-related disorders include overeating and bulimia, hypertension, diabetes, elevated plasma
25 insulin concentrations and insulin resistance, dyslipidemias, hyperlipidemia, endometrial, breast, prostate and colon cancer, osteoarthritis, obstructive sleep apnea, cholelithiasis, gallstones, heart disease, abnormal heart rhythms and arrhythmias, myocardial infarction, congestive heart failure, coronary heart disease, sudden death, stroke, polycystic ovarian disease, craniopharyngioma, the Prader-Willi Syndrome,
30 Frohlich's syndrome, GH-deficient subjects, normal variant short stature, Turner's

syndrome, and other pathological conditions showing reduced metabolic activity or a decrease in resting energy expenditure as a percentage of total fat-free mass, e.g., children with acute lymphoblastic leukemia. The agents of the disclosure may be used to reduce or control body weight (or fat) or to prevent and/or treat obesity or other appetite related disorders related to the excess consumption of food, ethanol and other appetizing substances. The agents may be used to modulate lipid metabolism, reduce body fat (e.g. via increasing fat utilization) or reduce (or suppress) appetite (e.g. via inducing satiety). Further examples of obesity-related disorders are metabolic syndrome, also known as syndrome X, insulin resistance syndrome, sexual and reproductive dysfunction, such as infertility, hypogonadism in males and hirsutism in females, gastrointestinal motility disorders, such as obesity-related gastroesophageal reflux, respiratory disorders, such as obesity-hypoventilation syndrome (Pickwickian syndrome), cardiovascular disorders, inflammation, such as systemic inflammation of the vasculature, arteriosclerosis, hypercholesterolemia, hyperuricaemia, lower back pain, gallbladder disease, gout, and kidney cancer. The agents of the present disclosure are also useful for reducing the risk of secondary outcomes of obesity, such as reducing the risk of left ventricular hypertrophy.

The peptides and agonists of the disclosure can be used alone or in combination therapy for the treatment or prevention of gastrointestinal related disorders including: chronic intestinal pseudo-obstruction (Ogilvie's syndrome), colonic pseudoobstruction, Crohn's disease, dyspepsia (including functional dyspepsia or nonulcer dyspepsia), duodenogastric reflux, functional bowel disorder, functional gastrointestinal disorders, functional heartburn, gastroesophageal reflux disease (GERD), gastrointestinal motility disorders, gastroparesis (e.g. idiopathic gastroparesis), hypertrophic pyloric stenosis, Inflammatory bowel disease, irritable bowel syndrome (IBS), post-operative ileus, and ulcerative colitis. The peptides and agonists of the disclosure can be used alone or in combination therapy to patient suffering from or susceptible to GI disorders relating to damage to the GI tract stemming from impact or surgical intervention. The peptides and agonists of the disclosure can be used alone or in combination therapy to patients at risk for or having

particular diseases associated with hypomotility (e.g. colonic inertia) or stasis in the GI tract. For example, diabetic neuropathy, anorexia nervosa, and achlorhydria are frequently accompanied by gastric hypomotility. Damage to the GI tract following surgical intervention, for instance, can result in substantial gastric stasis. The peptides and agonists of the disclosure can be administered alone or in combination therapy to patients susceptible to or having a GI disorder associated with diabetes (e.g. diabetic gastropathy). The peptides and agonists of the disclosure can be used alone or in combination therapy to prevent and/or treat GI disorders characterized by at least one of nausea, vomiting, heartburn, postprandial discomfort, diarrhea, constipation, indigestion or related symptoms. The peptides and agonists of the disclosure can be used alone or in combination therapy to prevent and/or treat GI disorders associated with at least one of diabetes, anorexia nervosa, bulimia, achlorhydria, achalasia, anal fissure, haemorrhoids, irritable bowel syndrome, intestinal pseudoobstruction, scleroderma and gastrointestinal damage.

15

The peptides and agonists of the disclosure can be used to prevent and/or treat constipation. Constipation can be used to describe bowel patterns which include one or more of hard, small, infrequent stools; the sensation of difficulty in passing stool, specifically excessive or ineffectual straining; the sensation of incomplete evacuation. Constipation has also been described as the passage of stool less than a certain number (e.g. 3) of times per week. A number of conditions can be associated with constipation. Constipation can be associated with numerous disorders and conditions. For example, constipation can be (1) associated with the use of a therapeutic agent (e.g. antihypertensives, anticonvulsants, antispasmodics, analgesics, anticholinergics, antidepressants, antipsychotics, cation-containing agents, anticonvulsants, ganglion blockers, vinca alkaloids); (2) associated with a muscular, neuropathic, metabolic or endocrine disorder (including but not limited to myotonic dystrophy, dermatomyositis, systemic sclerosis, scleroderma, amyloidosis (neurologic or muscular), ischemia, tumor of the central nervous system, autonomic neuropathy, Chagas disease, cystic fibrosis, diabetes mellitus, Hirschsprung disease, hyperthyroidism, hypocalcaemia, hypothyroidism, Multiple Sclerosis, neurofibromatosis, Parkinson's disease, and

30

spinal cord lesions (for example, related to sacral nerve damage related to trauma or a tumor or the enteric nervous system)); (3) post-surgical constipation (postoperative ileus); (4) associated with a structural colon alteration (for example that associated with Neoplasm, stricture, volvulus, anorectal, inflammation, prolapse, rectocele, or fissure); (5) associated with the a gastrointestinal disorder; (6) associated with a systemic illness or disorder (for example, electrolyte abnormalities, thyroid disease, diabetes mellitus, panhypopituitarism, Addison's disease, pheochromocytoma, uremia, porphyria); (7) chronic constipation; (8) associated with the use of analgesic drugs (e.g. opioid induced constipation); (9) associated with megacolon; and (10) idiopathic constipation (functional constipation). Functional constipation can be associated with normal transit, slow transit (e.g. one or fewer bowel movements per week) and pelvic floor dyssynergia. Pelvic floor dyssynergia is considered a disorder of the rectum and anus although these patients also have abnormal contractions throughout the colon. Patients with pelvic floor dyssynergia have abnormal colonic pressure waves prior to defecation and present with symptoms that may include a sensation of incomplete evacuation, excessive straining, a need for digital disimpaction, perianal heaviness, and tenesmus. Constipation can be associated with bloating and abdominal pain. The peptides and agonists of the disclosure can be used to prevent and/or treat low stool frequency or poor stool consistency.

The peptides and agonists of the disclosure can be used to treat decreased intestinal motility, slow digestion or slow stomach emptying. The peptides and agonists can be used to relieve one or more symptoms of IBS (bloating, pain, constipation), GERD (acid reflux into the esophagus), duodenogastric reflux, functional dyspepsia, or gastroparesis (nausea, vomiting, bloating, delayed gastric emptying) and other disorders described herein. The peptides and agonists of the disclosure can be used to treat flatulence.

The peptides and agonists of the disclosure can be used to increase intestinal motility, slow colonic transit, and to prevent and/or treat gastrointestinal immotility and other conditions calling for laxative or stool softener therapy. Gastrointestinal immotility

can include constipation, and also includes delayed oral cecal transit time, irregular
 Taxation, and other related gastrointestinal motility dysfunction including impaction.
 Impaction is a condition where a large mass of dry, hard stool develops in the rectum,
 often due to chronic constipation. This mass may be so hard that it cannot be excreted.

5 The subjects affected by constipation or gastrointestinal immotility can be refractory
 to laxative therapy and/or stool softener therapy.

The peptides and agonists of the disclosure can be used for the treatment or
 prevention of cancer, pre-cancerous growths, or metastatic growths. For example,
 10 they can be used for the prevention or treatment of: colorectal/local metastasized
 colorectal cancer, intestinal polyps, gastrointestinal tract cancer, lung cancer, cancer or
 pre-cancerous growths or metastatic growths of epithelial cells, polyps, breast,
 colorectal, lung, ovarian, pancreatic, prostatic, renal, stomach, bladder, liver,
 esophageal and testicular carcinoma, carcinoma (e.g., basal cell, basosquamous,
 15 Brown-Pearce, ductal carcinoma, Ehrlich tumor, Krebs, Merkel cell, small or non-
 small cell lung, oat cell, papillary, bronchiolar, squamous cell, transitional cell,
 (Walker), leukemia (e.g., B-cell, T-cell, HTLV, acute or chronic lymphocytic, mast
 cell, myeloid), histiocytoma, histiocytosis, Hodgkin's disease, non-Hodgkin's
 lymphoma, plasmacytoma, reticuloendotheliosis, adenoma, adeno-carcinoma,
 20 adenofibroma, adenolymphoma, ameloblastoma, angiokeratoma, angiolymphoid
 hyperplasia with eosinophilia, sclerosing angioma, angiomatosis, apudoma,
 branchionia, malignant carcinoid syndrome, carcinoid heart disease, carcinosarcoma,
 cementoma, cholangioma, cholesteatoma, chondrosarcoma, chondroblastoma,
 chondrosarcoma, chordoma, choristoma, craniopharyngioma, chondrorrhea,
 25 cylindroma, cystadenocarcinoma, cystadenoma, cystosarcoma phyllodes,
 dysgerminoma, ependymoma, Ewing sarcoma, fibroma, fibrosarcoma, giant cell
 tumor, ganglioneuroma, glioblastoma, glomangioma, granulosa cell tumor,
 gynandroblastoma, hamartoma, hemangioendothelioma, hemangioma, hemangio-
 pericytoma, hemangiosarcoma, hepatoma, islet cell tumor, Kaposi sarcoma,
 30 leiomyoma, leiomyosarcoma, leukosarcoma, Leydig cell tumor, lipoma, liposarcoma,
 lymphangioma, lymphangiomyoma, lymphangiosarcoma, medulloblastoma,

meningioma, mesenchymoma, mesonephroma, mesothelioma, myoblastoma, myoma, myosarcoma, myxoma, myxosarcoma, neurilemmoma, neuroma, neuroblastoma, neuroepithelioma, neurofibroma, neurofibromatosis, odontoma, osteoma, osteosarcoma, papilloma, paraganglioma, paraganglionia, nonchromaffin, pinealoma, 5 rhabdomyoma, rhabdomyosarcoma, Sertoli cell tumor, teratoma, theca cell tumor, and other diseases in which cells have become dysplastic, immortalized, or transformed.

The peptides and agonists of the disclosure can be used for the treatment or prevention of: Familial Adenomatous Polyposis (FAP) (autosomal dominant 10 syndrome) that precedes colon cancer, hereditary nonpolyposis colorectal cancer (HNPCC), and inherited autosomal dominant syndrome.

For treatment or prevention of cancer, pre-cancerous growths and metastatic growths, the peptides and agonists of the disclosure can be used in combination therapy with 15 radiation or chemotherapeutic agents, an inhibitor of a cGMP-dependent phosphodiesterase or a selective cyclooxygenase-2 inhibitor. A number of selective cyclooxygenase-2 inhibitors are described in US20010024664, U.S. Pat. No. 5,380,738, U.S. Pat. No. 5,344,991, U.S. Pat. No. 5,393,790, U.S. Pat. No. 5,434,178, U.S. Pat. No. 5,474,995, U.S. Pat. No. 5,510,368, WO02/062369, WO 96/06840, WO 20 96/03388, WO 96/03387, WO 96/19469, WO 96/25405, WO 95/15316, WO 94/15932, WO 94/27980, WO 95/00501, WO 94/13635, WO 94/20480, and WO 94/26731, the disclosures of which are herein incorporated by reference. [Pyrazol-1-yl]benzenesulfonamides have also been described as inhibitors of cyclooxygenase-2.

25 The peptides and agonists of the disclosure can be used in the treatment or prevention of inflammation. Thus, they can be used alone or in combination with an inhibitor of cGMP-dependent phosphodiesterase or a selective cyclooxygenase-2 inhibitor for treatment of: organ inflammation, IBD (e.g. Crohn's disease, ulcerative colitis), asthma, nephritis, hepatitis, pancreatitis, bronchitis, cystic fibrosis, ischemic bowel 30 diseases, intestinal inflammations/allergies, coeliac disease, proctitis, eosinophilic gastroenteritis, mastocytosis, and other inflammatory disorders. The peptides and

agonists of the disclosure can be used alone or in combination therapy in the treatment or prevention of gastrointestinal tract inflammation (e.g. inflammation associated with a gastrointestinal disorder, gastrointestinal tract infection, or another disorder). They can be used alone or in combination therapy with phenoxyalkylcarboxylic acid derivatives for the treatment of interstitial cystitis, irritable bowel syndrome, ulcerative colitis, and other inflammatory conditions, as mentioned in US20050239902A1.

The peptides and agonists of the disclosure can also be used to treat or prevent insulin-related disorders, for example: II diabetes mellitus, hyperglycemia, obesity, disorders associated with disturbances in glucose or electrolyte transport and insulin secretion in cells, or endocrine disorders. They can be also used in insulin resistance treatment and post-surgical and non-post surgery decrease in insulin responsiveness.

The peptides and agonists of the disclosure can be used to prevent and/or treat pulmonary and respiratory related disorders, including, inhalation, ventilation and mucus secretion disorders, pulmonary hypertension, chronic obstruction of vessels and airways, acute respiratory failure, and irreversible obstructions of vessels and bronchi. One may administer an agent of the disclosure for treating bronchospasm, for inducing bronchodilation, for treating chronic obstructive pulmonary disease (including chronic bronchitis with normal airflow), for treating asthma (including bronchial asthma, intrinsic asthma, extrinsic asthma, acute asthma, chronic or inveterate asthma (e.g. late asthma and airways hyper-responsiveness), dust-induced asthma, allergen-induced asthma, viral-induced asthma, cold-induced asthma, pollution-induced asthma and exercise-induced asthma) and for treating rhinitis (including acute-, allergic, atrophic rhinitis or chronic rhinitis (such as rhinitis caseosa, hypertrophic rhinitis, rhinitis purulenta, rhinitis sicca), rhinitis medicamentosa, membranous rhinitis (including croupous, fibrinous and pseudomembranous rhinitis), scrofulous rhinitis, perennial allergic rhinitis, seasonal rhinitis (including rhinitis nervosa (hay fever) and vasomotor rhinitis). The peptides of the disclosure may also be useful in the treatment of dry eye disease and chronic

sinusitis. The peptides of the disclosure may also be used to prevent and/or treat disorders characterized by acute pulmonary vasoconstriction such as may result from pneumonia, traumatic injury, aspiration or inhalation injury, fat embolism in the lung, acidosis inflammation of the lung, adult respiratory distress syndrome, acute pulmonary edema, acute mountain sickness, post-cardiac surgery, acute pulmonary hypertension, persistent pulmonary hypertension of the newborn, perinatal aspiration syndrome, hyaline membrane disease, acute pulmonary thromboembolism, heparin-protamine reactions, sepsis, status asthmaticus or hypoxia (including iatrogenic hypoxia) and other forms of reversible pulmonary vasoconstriction. Such pulmonary disorders also are also characterized by inflammation of the lung including those associated with the migration into the lung of nonresident cell types including the various leucocyte subclasses. Also included in the respiratory disorders contemplated are: bullous disease, cough, chronic cough associated with inflammation or iatrogenic induced, airway constriction, pigeon fancier's disease, eosinophilic bronchitis, asthmatic bronchitis, chronic bronchitis with airway obstruction (chronic obstructive bronchitis), eosinophilic lung disease, emphysema, farmer's lung, allergic eye diseases (including allergic conjunctivitis, vernal conjunctivitis, vernal keratoconjunctivitis, and giant papillary conjunctivitis), idiopathic pulmonary fibrosis, cystic fibrosis, diffuse pan bronchiolitis and other diseases which are characterized by inflammation of the lung and/or excess mucosal secretion. Other physiological events which are contemplated to be prevented, treated or controlled include platelet activation in the lung, chronic inflammatory diseases of the lung which result in interstitial fibrosis, such as interstitial lung diseases (ILD) (e.g., idiopathic pulmonary fibrosis, or ILD associated with rheumatoid arthritis, or other autoimmune conditions), chronic obstructive pulmonary disease (COPD)(such as irreversible COPD), chronic sinusitis, fibroid lung, hypersensitivity lung diseases, hypersensitivity pneumonitis, idiopathic interstitial pneumonia, nasal congestion, nasal polyposis, and otitis media.

The peptides and agonists of the disclosure can be used alone or in combination to prevent or treat: retinopathy, nephropathy, diabetic angiopathy, and edema formation

The peptides and agonists of the disclosure can be used alone or in combination to prevent or treat neurological disorders, for example, headache, tension-type headache, migraines, anxiety, stress, cognitive disorders, cerebral ischemia, brain trauma, movement disorders, aggression, psychosis, seizures, panic attacks, hysteria, sleep disorders, depression, schizoaffective disorders, sleep apnea, attention deficit syndromes, memory loss, dementia, memory and learning disorders as discussed in Moncada and Higgs 1995 FASEB J. 9:1319-1330; Severina 1998 Biochemistry 63:794; Lee et al. 2000 PNAS 97: 10763-10768; Hobbs 1997 TIPS 18:484-491; Murad 1994 Adv. Pharmacol. 26:1-335; and Denninger et al. 1999 Biochim. Biophys. Acta 1411:334-350 and narcolepsy. They may also be used as a sedative.

The peptides and detectably peptides and agonists of the disclosure can be used as markers to identify, detect, stage, or diagnosis diseases and conditions of small intestine, including, without limitation: Crohn's disease, colitis, inflammatory bowel disease, tumors, benign tumors, such as benign stromal tumors, adenoma, angioma, adenomatous (pedunculated and sessile) polyps, malignant, carcinoid tumors, endocrine cell tumors, lymphoma, adenocarcinoma, foregut, midgut, and hindgut carcinoma, gastrointestinal stromal tumor (GIST), such as leiomyoma, cellular leiomyoma, leiomyoblastoma, and leiomyosarcoma, gastrointestinal autonomic nerve tumor, malabsorption syndromes, celiac diseases, diverticulosis, Meckel's diverticulum, colonic diverticula, megacolon, Hirschsprung's disease, irritable bowel syndrome, mesenteric ischemia, ischemic colitis, colorectal cancer, colonic polyposis, polyp syndrome, intestinal adenocarcinoma, Liddle syndrome, Brody myopathy, infantile convulsions, and choreoathetosis.

The peptides and agonists of the disclosure can be conjugated to another molecule (e.g., a diagnostic or therapeutic molecule) to target cells bearing the GC-C receptor, e.g., cystic fibrosis lesions and specific cells lining the intestinal tract. Thus, they can be used to target radioactive moieties or therapeutic moieties (active moieties like a radionuclide, an enzyme, a fluorescent label, a metal chelating group, a chemiluminescent label, a bioluminescent label, a chemotherapeutic, a toxin, an

inactive prodrug, a radiosensitizing agent, a photodynamic agent) to the intestine to aid in imaging and diagnosing or treating colorectal/metastasized or local colorectal cancer. In addition, they can be used to deliver antisense molecules or nucleic acid molecules (like normal copies of the p53 tumor suppressor gene) to the intestinal tract. The peptides and agonists of the disclosure can also be used to increase the number of GC-C molecules on the surface of a cell. In some embodiments the cell is a metastasized colorectal cancer cell. In one embodiment the peptide or agonist of the disclosure is therapeutically conjugated to a second agent. In certain embodiments, the second agent can be radioactive or radiostable. In certain embodiments the second agent can be selected from the group consisting of a compound that causes cell death, a compound that inhibits cell division, a compound that induces cell differentiation, a chemotherapeutic, a toxin and a radiosensitizing agent. In certain embodiments the second agent can be selected from the group consisting of: methotrexate, doxorubicin, daunorubicin, cytosinarabioside, etoposide, 5-4 fluorouracil, melphalan, chlorambucil, cis-platin, vindesine, mitomycin, bleomycin, puromycin, macromycin, 1,4-benzoquinone derivatives, tremimon, ricin, ricin A chain, Pseudomonas exotoxin, diphtheria toxin, Clostridium perfringens phospholipase C, bovine pancreatic ribonuclease, pokeweed antiviral protein, abrin, abrin A chain, cobra venom factor, gelonin, saporin, modeccin, viscumin, volkensin, nitroimidazole, metronidazole and misonidazole. In certain embodiments the second agent can be a cytotoxic agent selected from the group consisting of: cemadotin, a derivative of cemadotin, a derivative of hemisterlin, esperamicin C, neocarzinostatin, maytansinoid DMI, 7-chloromethyl-10,11 methylenedioxy-camptothecin, rhizoxin, and the halichondrin B analog, ER-086526.

The peptides and agonists of the disclosure can be used alone or in combination therapy to prevent and/or treat inner ear disorders, e.g., to prevent and/or treat Meniere's disease (including symptoms thereof such as vertigo, hearing loss, tinnitus, sensation of fullness in the ear), Mal de débarquement syndrome, otitis externa, otitis media, otorrhea, acute mastoiditis, otosclerosis, otic pain, otic bleeding, otic inflammation, Lermoyez's syndrome, vestibular neuronitis, benign paroxysmal

positional vertigo (BPPV), herpes zoster oticus, Ramsay Hunt's syndrome, herpes, labyrinthitis, purulent labyrinthitis, perilymph fistulas, presbycusis, ototoxicity (including drug-induced ototoxicity), neuromas (including acoustic neuromas), arotitis media, infectious myringitis, bullous myringitis, squamous cell carcinoma, basal cell carcinoma, pre-cancerous otic conditions, nonchromaffin paragangliomas, 5 chemodectomas, glomus jugulare tumors, glomus tympanicum tumors, perichondritis, aural eczematoid dermatitis, malignant external otitis, subperichondrial hematoma, ceruminomas, impacted cerumen, sebaceous cysts, osteomas, keloids, otalgia, tinnitus, tympanic membrane infection, tympanitis, otic furuncles, petrositis, 10 conductive and sensorineural hearing loss, epidural abscess, lateral sinus thrombosis, subdural empyema, otitic hydrocephalus, Dandy's syndrome, bullous myringitis, diffuse external otitis, foreign bodies, keratosis obturans, otic neoplasm, otomycosis, trauma, acute barotitis media, acute eustachian tube obstruction, postsurgical otalgia, cholesteatoma, infections related to an otic surgical procedure, and complications 15 associated with any of said disorders. The peptides and agonists of the disclosure can be used alone or in combination therapy to maintain fluid homeostasis in the inner ear neuronitis (including viral neuronitis), ganglionitis, geniculate

The peptides and agonists of the disclosure can be used alone or in combination 20 therapy to prevent and/or treat disorders associated with fluid and sodium retention, e.g., diseases of the electrolyte-water/electrolyte transport system within the kidney, gut and urogenital system, congestive heart failure, hypertension, hypotension, salt dependent forms of high blood pressure, hepatic edema, and liver cirrhosis. In addition they can be used to facilitate diuresis or control intestinal fluid. The peptides 25 and agonists of the disclosure can also be used to treat disorders where there is abnormal proliferation of epithelial cells within the kidney (e.g. as in the case of renal cancer).

The peptides and agonists of the disclosure can be used alone or in combination 30 therapy to prevent and/or treat kidney disease. "Kidney disease" includes renal failure (including acute renal failure), renal insufficiency, nephrotic edema,

glomerulonephritis, pyelonephritis, kidney failure, chronic renal failure, nephritis, nephrosis, azotemia, uremia, immune renal disease, acute nephritic syndrome, rapidly progressive nephritic syndrome, nephrotic syndrome, Berger's Disease, chronic nephritic/proteinuric syndrome, tubulointerstitial disease, nephrotoxic disorders, renal infarction, atheroembolic renal disease, renal cortical necrosis, malignant
5 nephroangiosclerosis, renal vein thrombosis, renal tubular acidosis, renal glucosuria, nephrogenic diabetes insipidus, Bartter's Syndrome, Liddle's Syndrome, polycystic kidney disease, medullary cystic disease, medullary sponge kidney, hereditary nephritis, and nail-patella syndrome, along with any disease or disorder that relates to
10 the renal system and related disorders, as well as symptoms indicative of, or related to, renal or kidney disease and related disorders.

The peptides and agonists of the disclosure can be used alone or in combination therapy to prevent or treat polycystic kidney disease. Polycystic kidney disease"
15 "PKD" (also called "polycystic renal disease") refers to a group of disorders characterized by a large number of cysts distributed throughout dramatically enlarged kidneys. The resultant cyst development leads to impairment of kidney function and can eventually cause kidney failure. "PKD" specifically includes autosomal dominant polycystic kidney disease (ADPKD) and recessive autosomal recessive polycystic
20 kidney disease (ARPKD), in all stages of development, regardless of the underlying cause.

The peptides and agonists of the disclosure can be used alone or in combination therapy to prevent and/or treat disorders associated with bicarbonate secretion, e.g.,
25 Cystic Fibrosis.

The peptides and agonists of the disclosure can be used alone or in combination therapy to prevent and/or treat disorders associated with bile secretion. In addition, they can be used to facilitate or control chloride and bile fluid secretion in the gall
30 bladder.

The peptides and agonists of the disclosure can be used alone or in combination therapy to prevent and/or treat disorders associated with liver cell regeneration. This may include administration of the peptides and agonists to liver transplant recipients and to patients with drug or alcohol induced-liver damage. Furthermore, the peptides and agonists may be useful to treat liver damage as in the case of viral mediated hepatitis. The peptides and agonists of the disclosure may be used alone or in combination to prevent and/or treat liver abscess, liver cancer (either primary or metastatic), cirrhosis (such as cirrhosis caused by the alcohol consumption or primary biliary cirrhosis), amebic liver abscess, autoimmune hepatitis, biliary atresia, coccidioidomycosis disseminated, δ agent (hepatitis δ), hemochromatosis, hepatitis a, hepatitis b, hepatitis e, or any other acute, subacute, fulminant or chronic hepatitis of viral, metabolic or toxic etiology, hepatocellular carcinoma, pyogenic liver abscess, Reye's syndrome, sclerosing cholangitis, Wilson's disease, drug induced hepatotoxicity, or fulminant or acute liver failure. The peptides and agonists may be used in stimulating hepatic regeneration after surgical hepatectomy.

The peptides and agonists of the disclosure can be used alone or in combination therapy to prevent and/or treat myocardial infraction, coronary artery disease, nitrate-induced tolerance, nitrate tolerance, diastolic dysfunction, angina pectoris, stable, unstable and variant (Prinzmetal) angina, atherosclerosis, thrombosis, endothelial dysfunction, cardiac edema, stroke, conditions of reduced blood vessel patency, e.g., postpercutaneous transluminal coronary angioplasty (post-PTCA), and peripheral vascular disease.

The peptides and agonists of the disclosure can be used alone or in combination therapy to prevent and/or treat glaucoma.

The peptides and agonists of the disclosure can be used alone or in combination therapy to prevent and/or treat immunodeficiency.

The peptides and agonists of the disclosure can be used alone or in combination therapy to prevent and/or treat bladder outlet obstruction and incontinence.

The peptides and agonists of the disclosure can be used alone or in combination therapy to prevent and/or treat male (e.g. erectile dysfunction) or female sexual
5 dysfunction, dysmenorrhea, endometriosis, polycystic ovary syndrome, vaginal dryness, uterine pain, or pelvic pain. These peptides and agonists of the disclosure can be utilized as tocolytic agents that decrease or arrest uterine contractions. The peptides and agonists of the disclosure can be used to prevent/treat premature/preterm labor. Premature or preterm labor can be associated with, for example, an
10 illness/disorder/condition of the mother (such as pre-eclampsia, high blood pressure or diabetes, abnormal shape or size of the uterus, weak or short cervix, hormone imbalance, vaginal infection that spreads to the uterus, abnormalities of the placenta, such as placenta previa, and excessive amniotic fluid), premature rupture of the amniotic membranes ("water breaks"), large fetus, and more than one fetus. The
15 peptides or agonists of the disclosure can be used to prevent uterine rupture. The peptides or agonists of the disclosure can be used treat rapid uterine contractions (for example, associated with placental abruption wherein the placental abruption is associated with hypertension, diabetes, a multiply pregnancy, an unusually large amount of amniotic fluid, numerous previous deliveries, or advanced maternal age.
20 (e.g. >40 years old). In certain embodiments they can be used in combination with a phosphodiesterase inhibitor. The peptides and agonists of the disclosure can be used alone or in combination therapy to prevent and/or treat infertility, for example, male infertility due to poor sperm quality, decreased sperm motility or low sperm count.

25 The peptides and agonists of the disclosure can be used alone or in combination therapy to prevent and/or treat osteopenia disorders (bone loss disorders). "Bone loss disorders" include conditions and diseases wherein the inhibition of bone loss and/or the promotion of bone formation is desirable. Among such conditions and diseases are osteoporosis, osteomyelitis, Paget's disease (osteitis deformans), periodontitis,
30 hypercalcemia, osteonecrosis, osteosarcoma, osteolytic metastases, familial expansile

osteolysis, prosthetic loosening, periprosthetic osteolysis, bone loss attendant
rheumatoid arthritis, and cleidocranial dysplasia (CCD). Osteoporosis includes
primary osteoporosis, endocrine osteoporosis (hyperthyroidism, hyperparathyroidism,
Cushing's syndrome, and acromegaly), hereditary and congenital forms of
5 osteoporosis (osteogenesis imperfecta, homocystinuria, Menkes' syndrome, and Rile-
Day syndrome) and osteoporosis due to immobilization of extremities osteomyelitis,
or an infectious lesion in bone leading to bone loss. The peptides and agonists can be
used alone or in combination therapy to stimulating bone regeneration. The bone
regeneration may be following reconstruction of bone defects in cranio-maxillofacial
10 surgery, or following an implant into bone, for example a dental implant, bone
supporting implant, or prosthesis. The bone regeneration may also be following a
bone fracture.

The peptides and agonists of the disclosure may be used alone or in combination
therapy (for example, with other agents that increase cGMP) to prevent or treat
15 disorders related to an alteration in cGMP including, but not limited to Alzheimer's
disease, psoriasis, skin necrosis, scarring, fibrosis, baldness, Kawasaki's Disease,
nutcracker oesophagus (US20050245544), septic shock, NSAID-induced gastric
disease or disorder, ischemic renal disease or disorder, peptic ulcer, sickle cell
anemia, epilepsy, and a neuroinflammatory disease or disorder (for example as
20 described in WO05105765).

Treatment of the side-effects of opioid administration

GCC receptor agonists, e.g., GCC receptor agonist polypeptides described herein,
may useful in the treatment of one or more side effects of opioid administration, e.g.,
25 opioid induced constipation, nausea and/or vomiting. In the case of constipation, the
GCC receptor agonist polypeptide can be administered at a dosage to induce laxation
within a desired time (e.g., within 15 minutes, 30 minutes, 1 hour, 2 hours, 3 hours, 4
hours, 5 hours, 6 hours, 7 hours, 8 hours, 9 hours, 10 hours, 12 hours, 18 hours or 24
hours).

The the GCC receptor agonist polypeptide can be administered to maintain regular bowel movements in a patient who is a chronic opioid user (e.g., a terminally-ill patient). The administration can be via any convenient route (e.g., sublingual, parenteral, intravenous, subcutaneous).

5 Thus, the polypeptides described herein can be administered to a patient that is taking one or more of the following opioids: Acetorphine, Acetyldihydrocodeine, Acetylmorphine, Alfentanil, Allylprodine, Anileridine, Bernidone, Bezylmorphine, Bezitramide, Buprenorphine, Butorphanol, Carfentanil/Carfentanyl, Clonitazene, 10 Codeine, Codeine-N-Oxide, Codeinone, Cyclazocine, Cyclophphan, Desomorphine, Dextromoramide, Dextropropoxyphene, Dezocine, Diacetyldihydromorphine, Diamorphine/Diacetylmorphine (Heroin), Diethylthiambutene, Difenoxin, Dihydrocodeine, Dihydrocodeinone Enol Acetate, Dihydroetorphine, Dihydroisocodeine, Dihydromorphine, Dimethylthiambutene, Diphenoxylate, 15 Dipropanoylmorphine, Drobetabol, Ethylketocyclazocine, Ethylmorphine, Etonitazene, Etorphine, Fentanyl, Hydrocodone, Hydromorphone, Isomethadone, Ketobemidone, Laudanum, Lefetamine, Levallorphan, Levo-Alphaacetylmethadol (LAAM), Levomethorphan, Levorphanol, Loperamide, Meptazinol, Metazocine, Methadone, Monoacetylmorphine, Morphine, Morphine-6-Glucuronide, Morphine-N- 20 Oxide, Morphinone, MPPP (1-Methyl 4-Phenyl 4-Propionoxypiperidine), Myorphine, Nalbuphine/Nalbufine, Nicocodeine, Nicodicodeine, Nicomorphine, Norcodeine, Olimefentanyl, Oxycodone, Oxymorphone, Pentazocine, PEPAP (1-Phenethyl-4-Phenyl-4-Piperidinol Acetate (Ester)), Pethidine (Meperidine), Phenadoxone, Phenazocine, Phenoperidine, Pholcodeine, Piminodine, Piritramide, Prudine, 25 Propiram, Propoxyphene, Racemethorphan, Remifentanil, Sufentanil, Thebaine, Thiofentanil/Thiofentanyl, Tilidine, and Tramadol. The peptide can be co-administered with or co-formulated with any of the preceding peptides.

Where the GCC receptor agonist is co-formulated with an opioid the composition may further include one or more other active ingredients that may be conventionally 30 employed in analgesic and/or cough-cold-antitussive combination products. Such

conventional ingredients include, for example, aspirin, acetaminophen, phenylpropanolamine, phenylephrine, chlorpheniramine, caffeine, and/or guaifenesin. Typical or conventional ingredients that may be included in the opioid component are described, for example, in the Physicians' Desk Reference, 1999, the disclosures of which are hereby incorporated herein by reference, in their entirety.

In addition, the composition may further include one or more compounds that may be designed to enhance the analgesic potency of the opioid and/or to reduce analgesic tolerance development. Such compounds include, for example, dextromethorphan or other NMDA antagonists (Mao, M. J. et al., Pain 1996, 67, 361), L-364,718 and other CCK antagonists (Dourish, C. T. et al., Eur J Pharmacol 1988, 147, 469), NOS inhibitors (Bhargava, H. N. et al., Neuropeptides 1996, 30, 219), PKC inhibitors (Bilsky, E. J. et al., J Pharmacol Exp Ther 1996, 277, 484), and dynorphin antagonists or antisera (Nichols, M. L. et al., Pain 1997, 69, 317). The disclosures of each of the foregoing documents are hereby incorporated herein by reference, in their entireties.

The combination products, such as pharmaceutical compositions comprising opioids in combination with a GCC agonist may be in any dosage form, such as those described herein, and can also be administered in various ways, as described herein. In a preferred embodiment, the combination products of the disclosure are formulated together, in a single dosage form (that is, combined together in one capsule, tablet, powder, or liquid, etc.). When the combination products are not formulated together in a single dosage form, the opioid compounds and the GCC agonists may be administered at the same time (that is, together), or in any order. When not administered at the same time, preferably the administration of an opioid and a GCC agonist occurs less than about one hour apart, less than about 30 minutes apart, less than about 15 minutes apart, and less than about 5 minutes apart. Administration of the combination of an opioid and a GCC agonist can be, for example, oral, although other routes of administration, as described above, are contemplated to be within the scope of the present disclosure. Although it is the opioids and GCC agonists may both be administered in the same fashion (that is, for example, both orally), if desired, they

may each be administered in different fashions (that is, for example, one component of the combination product may be administered orally, and another component may be administered intravenously). The dosage of the combination products of the disclosure may vary depending upon various factors such as the pharmacodynamic characteristics of the particular agent and its mode and route of administration, the age, health and weight of the recipient, the nature and extent of the symptoms, the kind of concurrent treatment, the frequency of treatment, and the effect desired.

Although the proper dosage of the combination products of this disclosure will be readily ascertainable by one skilled in the art, by way of general guidance, where an opioid compounds is combined with a GCC agonist, for example, typically a daily dosage may range from about 0.01 to about 100 milligrams, 0.1 to about 10 milligrams of the opioid, 15 to about 200 milligrams, 1, 2, 3, 4, 5, 6, 7, 8, 9, 10 milligrams of opioid per kilogram of patient body weight. The opioid-GCC agonist combination product can include, for example, from 1 to 30 µg, 1 to 40 µg, 1 to 50 µg, 1 to 100 µg, 1 to 200 µg, 1 to 300 µg, 1 to 400 µg, 1 to 500 µg, 1 to 600 µg, 1 to 700 µg, 1 to 800 µg, 1 to 900 µg, 1 to 1000 µg, 10 to 30 µg, 10 to 40 µg, 10 to 50 µg, 10 to 100 µg, 10 to 200 µg, 10 to 300 µg, 10 to 400 µg, 10 to 500 µg, 10 to 600 µg, 10 to 700 µg, 10 to 800 µg, 10 to 900 µg, 10 to 1000 µg, 100 to 200 µg, 100 to 300 µg, 100 to 400 µg, 100 to 500 µg, 100 to 600 µg, 100 to 700 µg, 100 to 800 µg, 100 to 900 µg, 100 to 1000 µg, 100 to 1250 µg, 100 to 1500 µg, 100 to 1750 µg, 100 to 2000 µg, 100 to 2250 µg, 100 to 2500 µg, 100 to 2750 µg, 100 to 3000 µg, 200 to 300 µg, 200 to 400 µg, 200 to 500 µg, 200 to 600 µg, 200 to 700 µg, 200 to 800 µg, 200 to 900 µg, 200 to 1000 µg, 200 to 1250 µg, 200 to 1500 µg, 200 to 1750 µg, 200 to 2000 µg, 200 to 2250 µg, 200 to 2500 µg, 200 to 2750 µg, 200 to 3000 µg, 300 to 400 µg, 300 to 500 µg, 300 to 600 µg, 300 to 700 µg, 300 to 800 µg, 300 to 900 µg, 300 to 1000 µg, 300 to 1250 µg, 300 to 1500 µg, 300 to 1750 µg, 300 to 2000 µg, 300 to 2250 µg, 300 to 2500 µg, 300 to 2750 µg, 300 to 3000 µg, 400 to 500 µg, 400 to 600 µg, 400 to 700 µg, 400 to 800 µg, 400 to 900 µg, 400 to 1000 µg, 400 to 1250 µg, 400 to 1500 µg, 400 to 1750 µg, 400 to 2000 µg, 400 to 2250 µg, 400 to 2500 µg, 400 to 2750 µg, 400 to 3000 µg, 500 to 600 µg, 500 to 700 µg, 500 to 800 µg, 500 to 900 µg, 500 to 1000

μg, 500 to 1250 μg, 500 to 1500 μg, 500 to 1750 μg, 500 to 2000 μg, 500 to 2250 μg,
500 to 2500 μg, 500 to 2750 μg, 500 to 3000 μg, 600 to 700 μg, 600 to 800 μg, 600 to
900 μg, 600 to 1000 μg, 600 to 1250 μg, 600 to 1500 μg, 600 to 1750 μg, 600 to 2000
μg, 600 to 2250 μg, 600 to 2500 μg, 600 to 2750 μg, 600 to 3000 μg, 700 to 800 μg,
5 700 to 900 μg, 700 to 1000 μg, 700 to 1250 μg, 700 to 1500 μg, 700 to 1750 μg, 700
to 2000 μg, 700 to 2250 μg, 700 to 2500 μg, 700 to 2750 μg, 700 to 3000 μg, 800 to
900 μg, 800 to 1000 μg, 800 to 1250 μg, 800 to 1500 μg, 800 to 1750 μg, 800 to 2000
μg, 800 to 2250 μg, 800 to 2500 μg, 800 to 2750 μg, 800 to 3000 μg, 900 to 1000 μg,
900 to 1250 μg, 900 to 1500 μg, 900 to 1750 μg, 900 to 2000 μg, 900 to 2250 μg, 900
10 to 2500 μg, 900 to 2750 μg, 900 to 3000 μg, 1000 to 1250 μg, 1000 to 1500 μg, 1000
to 1750 μg, 1000 to 2000 μg, 1000 to 2250 μg, 1000 to 2500 μg, 1000 to 2750 μg,
1000 to 3000 μg, 2 to 500 μg, 50 to 500 μg, 3 to 100 μg, 5 to 20 μg, 5 to 100 μg, 10
μg, 20 μg, 30 μg, 40 μg, 50 μg, 60 μg, 70 μg, 75 μg, 80 μg, 90 μg, 100 μg, 150 μg,
200 μg, 250 μg, 300 μg, 350 μg, 400 μg, 450 μg, 500 μg, 550 μg, 600 μg, 650 μg, 700
15 μg, 750 μg, 800 μg, 850 μg, 900 μg, 950 μg, 1000 μg, 1050 μg, 1100 μg, 1150 μg,
1200 μg, 1250 μg, 1300 μg, 1350 μg, 1400 μg, 1450 μg, 1500 μg, 1550 μg, 1600 μg,
1650 μg, 1700 μg, 1750 μg, 1800 μg, 1850 μg, 1900 μg, 1950 μg, 2000 μg, 2050 μg,
2100 μg, 2150 μg, 2200 μg, 2250 μg, 2300 μg, 2350 μg, 2400 μg, 2450 μg, 2500 μg,
2550 μg, 2600 μg, 2650 μg, 2700 μg, 2750 μg, 2800 μg, 2850 μg, 2900 μg, 2950 μg,
20 3000 μg, 3250 μg, 3500 μg, 3750 μg, 4000 μg, 4250 μg, 4500 μg, 4750 μg, 5000 μg
of a GCC agonist described herein.

When provided as a single dosage form, the potential exists for a chemical interaction
between the combined active ingredients (for example, an opioid and a GCC agonist).
For this reason, the preferred dosage forms of the combination products of this
25 disclosure are formulated such that although the active ingredients are combined in a
single dosage form, the physical contact between the active ingredients is minimized
(that is, reduced).

In order to minimize contact, one embodiment of this disclosure where the product is
30 orally administered provides for a combination product wherein one active ingredient

is enteric coated. By enteric coating one or more of the active ingredients, it is possible not only to minimize the contact between the combined active ingredients, but also, it is possible to control the release of one of these components in the gastrointestinal tract such that one of these components is not released in the stomach but rather is released in the intestines. Another embodiment of this disclosure where oral administration is desired provides for a combination product wherein one of the active ingredients is coated with a sustained-release material which effects a sustained-release throughout the gastrointestinal tract and also serves to minimize physical contact between the combined active ingredients. Furthermore, the sustained-released component can be additionally enteric coated such that the release of this component occurs only in the intestine. Still another approach would involve the formulation of a combination product in which the one component is coated with a sustained and/or enteric release polymer, and the other component is also coated with a polymer such as a low-viscosity grade of hydroxypropyl methylcellulose (HPMC) or other appropriate materials as known in the art, in order to further separate the active components. The polymer coating serves to form an additional barrier to interaction with the other component.

Dosage forms of the combination products include those wherein one active ingredient is enteric coated can be in the form of tablets such that the enteric coated component and the other active ingredient are blended together and then compressed into a tablet or such that the enteric coated component is compressed into one tablet layer and the other active ingredient is compressed into an additional layer. Optionally, in order to further separate the two layers, one or more placebo layers may be present such that the placebo layer is between the layers of active ingredients. In addition, dosage forms of the present disclosure can be in the form of capsules wherein one active ingredient is compressed into a tablet or in the form of a plurality of microtablets, particles, granules or non-perils, which are then enteric coated. These enteric coated microtablets, particles, granules or non-perils are then placed into a capsule or compressed into a capsule along with a granulation of the other active ingredient.

These as well as other ways of minimizing contact between the components of combination products of the present disclosure, whether administered in a single dosage form or administered in separate forms but at the same time by the same manner, will be readily apparent to those skilled in the art in light of the present disclosure.

Peptides as Immunogens

The peptides of the disclosure can be used as immunogens to create antibodies for immunoassays. The peptides of the disclosure can be used as immunogens to treat and/or prevent one or more disease symptoms associated with traveler's diarrhea and for vaccination against pathogens, including but not limited to enterotoxigenic *E. coli* (ETEC). They may also be used in vaccines which also comprise interleukin 18 and either saponin adjuvant or CpG adjuvant for example as described in WO05039634 and WO05039630. The methods described in US20040146534, US4220584, US4285391, US5182109, US4603049, US4545931, US4886663, US4758655, WO08402700, FR2525592, and FR2532850 can be similarly used to create immunogens comprising the peptides of the disclosure. US6043057, US5834246, US5268276, and EP368819, specifically describe an expression system containing CTB (cholera toxin Beta subunit) fused to an ST-like peptide under a foreign promoter for use as a vaccine. The nucleic acids that encode the peptides of the disclosure may be used as genetic vaccines as described in US20050260605 and WO0148018. The nucleic acid molecules may also be used for the manufacture of a functional ribonucleic acid, wherein the functional ribonucleic acid is selected from the group comprising ribozymes, antisense nucleic acids and siRNA (as described in WO05103073).

U.S. 20020176841, U.S. 5,672,659, U.S. 5,893,985, U.S. 5,134,122, U.S. 5,192,741,
U.S. 5,192,741, U.S. 4,668,506, U.S. 4,713,244, U.S. 5,445,832 U.S. 4,931,279, U.S.
5,980,945, WO 02/058672, WO 9726015, WO 97/04744, and US20020019446. In
such sustained release formulations microparticles (Delle and Blanco-Prieto 2005
6 Molecule 10:65-80) of peptide are combined with microparticles of polymer. One or
more sustained release implants can be placed in the large intestine, the small intestine
or both. U.S. 6,011,011 and WO 94/06452 describe a sustained release formulation
providing either polyethylene glycols (i.e. PEG 300 and PEG 400) or triacetin. WO
03/053401 describes a formulation which may both enhance bioavailability and
10 provide controlled release of the agent within the GI tract. Additional controlled
release formulations are described in WO 02/38129, EP 326 151, U.S. 5,236,704, WO
02/30398, WO 98/13029; U.S. 20030064105, U.S. 20030138488A1, U.S.
20030216307A1, U.S. 6,667,060, WO 01/49249, WO 01/49311, WO 01/49249, WO
01/49311, and U.S. 5,877,224.

15

The agents can be administered, e.g., by intravenous injection, intramuscular
injection, subcutaneous injection, intraperitoneal injection, topical, sublingual,
intraarticular (in the joints), intradermal, buccal, ophthalmic (including intraocular),
intranasal (including using a cannula), intraspinally, intrathecally, or by other routes.
20 The agents can be administered orally, e.g., as a tablet or cachet containing a
predetermined amount of the active ingredient, gel, pellet, paste, syrup, bolus,
electuary, slurry, capsule, powder, lyophilized powder, granules, sachet, as a solution
or a suspension in an aqueous liquid or a non-aqueous liquid, as an oil-in-water liquid
emulsion or a water-in-oil liquid emulsion, via a micellar formulation (see, e.g. WO
25 97/11682) via a liposomal formulation (see, e.g., EP 736299, WO 99/59550 and WO
97/13500), via formulations described in WO 03/094886, via bilosome (bile-salt
based vesicular system), via a dendrimer, or in some other form. Orally administered
compositions can include binders, lubricants, inert diluents, lubricating, surface active
or dispersing agents, flavoring agents, and humectants. Orally administered
30 formulations such as tablets may optionally be coated or scored and may be
formulated so as to provide sustained, delayed or controlled release of the active

ingredient therein. The agents can also be administered transdermally (i.e. via reservoir-type or matrix-type patches, microneedles, thermal poration, hypodermic needles, iontophoresis, electroporation, ultrasound or other forms of sonophoresis, jet injection, or a combination of any of the preceding methods (Prausnitz et al. 2004, Nature Reviews Drug Discovery 3:115-124)). The agents can be administered using high-velocity transdermal particle injection techniques using the hydrogel particle formulation described in U.S. 20020061336. Additional particle formulations are described in WO 00/45792, WO 00/53160, and WO 02/19989. An example of a transdermal formulation containing plaster and the absorption promoter dimethylisobutyl crotonate can be found in WO 89/04179. WO 96/11705 provides formulations suitable for transdermal administration. The agents can be administered in the form a suppository or by other vaginal or rectal means. The agents can be administered in a transmembrane formulation as described in WO 90/07923. The agents can be administered non-invasively via the dehydrated particulates described in U.S. 6,485,706. The agent can be administered in an enteric-coated drug formulation as described in WO 02/49621. The agents can be administered intranasally using the formulation described in U.S. 5,179,079. Formulations suitable for parenteral injection are described in WO 00/62759. The agents can be administered using the casein formulation described in U.S. 20030206939 and WO 00/06108. The agents can be administered using the particulate formulations described in U.S. 20020034536.

The agents, alone or in combination with other suitable components, can be administered by pulmonary route utilizing several techniques including but not limited to intratracheal instillation (delivery of solution into the lungs by syringe), intratracheal delivery of liposomes, insufflation (administration of powder formulation by syringe or any other similar device into the lungs) and aerosol inhalation. Aerosols (e.g., jet or ultrasonic nebulizers, metered-dose inhalers (MDIs), and dry-powder inhalers (DPIs)) can also be used in intranasal applications. Aerosol formulations are stable dispersions or suspensions of solid material and liquid droplets in a gaseous medium and can be placed into pressurized acceptable propellants, such

as hydrofluoroalkanes (HFAs, i.e. HFA-134a and HFA-227, or a mixture thereof), dichlorodifluoromethane (or other chlorofluocarbon propellants such as a mixture of Propellants 11, 12, and/or 114), propane, nitrogen, and the like. Pulmonary formulations may include permeation enhancers such as fatty acids, saccharides, 5 chelating agents, enzyme inhibitors (e.g., protease inhibitors), adjuvants (e.g., glycocholate, surfactin, span 85, and nafamostat), preservatives (e.g., benzalkonium chloride or chlorobutanol), and ethanol (normally up to 5% but possibly up to 20%, by weight). Ethanol is commonly included in aerosol compositions as it can improve the function of the metering valve and in some cases also improve the stability of the 10 dispersion. Pulmonary formulations may also include surfactants which include but are not limited to bile salts and those described in U.S. 6,524,557 and references therein. The surfactants described in U.S. 6,524,557, e.g., a C8-C16 fatty acid salt, a bile salt, a phospholipid, or alkyl saccharide are advantageous in that some of them also reportedly enhance absorption of the peptide in the formulation. Also suitable in the 15 disclosure are dry powder formulations comprising a therapeutically effective amount of active compound blended with an appropriate carrier and adapted for use in connection with a dry-powder inhaler. Absorption enhancers which can be added to dry powder formulations of the present disclosure include those described in U.S. 6,632,456. WO 02/080884 describes new methods for the surface modification of 20 powders. Aerosol formulations may include U.S. 5,230,884, U.S. 5,292,499, WO 01/78694, WO 01/78696, U.S. 2003019437, U. S. 20030165436, and WO 96/40089 (which includes vegetable oil). Sustained release formulations suitable for inhalation are described in U.S. 20010036481A1, 20030232019A1, and U.S. 20040018243A1 as well as in WO 01/13891, WO 02/067902, WO 03/072080, and WO 03/079885. 25 Pulmonary formulations containing microparticles are described in WO 03/015750, U.S. 20030008013, and WO 00/00176. Pulmonary formulations containing stable glassy state powder are described in U.S. 20020141945 and U.S. 6,309,671. Other aerosol formulations are described in EP 1338272A1 WO 90/09781, U. S. 5,348,730, U.S. 6,436,367, WO 91/04011, and U.S. 6,294,153 and U.S. 6,290,987 describes a 30 liposomal based formulation that can be administered via aerosol or other means. Powder formulations for inhalation are described in U.S. 20030053960 and WO

01/60341. The agents can be administered intranasally as described in U.S.
20010038824.

The agents can be incorporated into microemulsions, which generally are
thermodynamically stable, isotropically clear dispersions of two immiscible liquids,
6 such as oil and water, stabilized by an interfacial film of surfactant molecules
(Encyclopedia of Pharmaceutical Technology (New York: Marcel Dekker, 1992),
volume 9). For the preparation of microemulsions, surfactant (emulsifier), co-
surfactant (co-emulsifier), an oil phase and a water phase are necessary. Suitable
surfactants include any surfactants that are useful in the preparation of emulsions, e.g.,
10 emulsifiers that are typically used in the preparation of creams. The co-surfactant (or
"co-emulsifier") is generally selected from the group of polyglycerol derivatives,
glycerol derivatives and fatty alcohols. Preferred emulsifier/co-emulsifier
combinations are generally although not necessarily selected from the group
consisting of: glyceryl monostearate and polyoxyethylene stearate; polyethylene
15 glycol and ethylene glycol palmitostearate; and caprylic and capric triglycerides and
oleoyl macroglycerides. The water phase includes not only water but also,
typically, buffers, glucose, propylene glycol, polyethylene glycols, preferably lower
molecular weight polyethylene glycols (e.g., PEG 300 and PEG 400), and/or glycerol,
and the like, while the oil phase will generally comprise, for example, fatty acid
20 esters, modified vegetable oils, silicone oils, mixtures of mono- di- and triglycerides,
mono- and di-esters of PEG (e.g., oleoyl macrogol glycerides), etc.

The agents of the disclosure can be incorporated into pharmaceutically-acceptable
nanoparticle, nanosphere, and nanocapsule formulations (Delie and Blanco-Prieto
25 2005 Molecule 10:65-80). Nanocapsules can generally entrap compounds in a stable
and reproducible way (Henry-Michelland et al., 1987; Quintanar-Guerrero et al.,
1998; Douglas et al., 1987). To avoid side effects due to intracellular polymeric
overloading, ultrafine particles (sized around 0.1 μm) can be designed using polymers
able to be degraded in vivo (e.g. biodegradable polyalkyl-cyanoacrylate
30 nanoparticles). Such particles are described in the prior art (Courvreur et al, 1980;

1988; zur Muhlen et al., 1998; Zambaux et al. 1998; Pinto-Alphandry et al., 1995 and U.S. Pat. No. 5,145,684).

The agents of the disclosure can be formulated with pH sensitive materials which may include those described in WO04041195 (including the seal and enteric coating described therein) and pH-sensitive coatings that achieve delivery in the colon including those described in US4910021 and WO9001329. US4910021 describes using a pH-sensitive material to coat a capsule. WO9001329 describes using pH-sensitive coatings on beads containing acid, where the acid in the bead core prolongs dissolution of the pH-sensitive coating. U. S. Patent No. 5,175, 003 discloses a dual mechanism polymer mixture composed of pH-sensitive enteric materials and film-forming plasticizers capable of conferring permeability to the enteric material, for use in drug-delivery systems; a matrix pellet composed of a dual mechanism polymer mixture permeated with a drug and sometimes covering a pharmaceutically neutral nucleus; a membrane-coated pellet comprising a matrix pellet coated with a dual mechanism polymer mixture envelope of the same or different composition; and a pharmaceutical dosage form containing matrix pellets. The matrix pellet releases acid-soluble drugs by diffusion in acid pH and by disintegration at pH levels of nominally about 5.0 or higher. The agents of the disclosure may be formulated in the pH triggered targeted control release systems described in WO04052339. The agents of the disclosure may be formulated according to the methodology described in any of WO03105812 (extruded hydratable polymers); WO0243767 (enzyme cleavable membrane translocators); WO03007913 and WO03086297 (mucoadhesive systems); WO02072075 (bilayer laminated formulation comprising pH lowering agent and absorption enhancer); WO04064769 (amidated peptides); WO05063156 (solid lipid suspension with pseudotropic and/or thixotropic properties upon melting); WO03035029 and WO03035041 (erodible, gastric retentive dosage forms); US5007790 and US5972389 (sustained release dosage forms); WO04112711 (oral extended release compositions); WO05027878, WO02072033, and WO02072034 (delayed release compositions with natural or synthetic gum); WO05030182 (controlled release formulations with an ascending rate of release); WO05048998

(microencapsulation system); US Patent 5,952, 314 (biopolymer); US5108758 (glassy amylose matrix delivery); US 5840860 (modified starch based delivery). JP10324642 (delivery system comprising chitosan and gastric resistant material such as wheat gliadin or zein); US5866619 and US6368629 (saccharide containing polymer); US 5 6531152 (describes a drug delivery system containing a water soluble core (Ca pectinate or other water-insoluble polymers) and outer coat which bursts (eg hydrophobic polymer-Eudragit)); US 6234464; US 6403130 (coating with polymer containing casein and high methoxy pectin; WO0174175 (Maillard reaction product); WO05063206 (solubility increasing formulation); WO04019872 (transferring fusion 10 proteins). The agents of the disclosure may be formulated using gastrointestinal retention system technology (GIRES; Merrion Pharmaceuticals). GIRES comprises a controlled-release dosage form inside an inflatable pouch, which is placed in a drug capsule for oral administration. Upon dissolution of the capsule, a gas-generating system inflates the pouch in the stomach where it is retained for 16-24 hours, all the 15 time releasing agents of the disclosure.

The agents of the disclosure can be formulated in an osmotic device including the ones disclosed in US4503030, US5609590 and US5358502. US4503030 discloses an osmotic device for dispensing a drug to certain pH regions of the gastrointestinal tract. 20 More particularly, the disclosure relates to an osmotic device comprising a wall formed of a semi-permeable pH sensitive composition that surrounds a compartment containing a drug, with a passageway through the wall connecting the exterior of the device with the compartment. The device delivers the drug at a controlled rate in the region of the gastrointestinal tract having a pH of less than 3.5, and the device self- 25 destructs and releases all its drug in the region of the gastrointestinal tract having a pH greater than 3.5, thereby providing total availability for drug absorption. U. S. Patent Nos. 5,609, 590 and 5, 358,502 disclose an osmotic bursting device for dispensing a beneficial agent to an aqueous environment. The device comprises a beneficial agent and osmagent surrounded at least in part by a semi-permeable membrane. The 30 beneficial agent may also function as the osmagent. The semi-permeable membrane is permeable to water and substantially impermeable to the beneficial agent and

osmagent. A trigger means is attached to the semi-permeable membrane (e. g. , joins two capsule halves). The trigger means is activated by a pH of from 3 to 9 and triggers the eventual, but sudden, delivery of the beneficial agent. These devices enable the pH-triggered release of the beneficial agent core as a bolus by osmotic
5 bursting.

The agents of the disclosure may be formulated based on the disclosure described in U. S. Patent No. 5,316, 774 which discloses a composition for the controlled release of an active substance comprising a polymeric particle matrix, where each particle defines a network of internal pores. The active substance is entrapped within the pore
10 network together with a blocking agent having physical and chemical characteristics selected to modify the release rate of the active substance from the internal pore network. In one embodiment, drugs may be selectively delivered to the intestines using an enteric material as the blocking agent. The enteric material remains intact in the stomach but degrades under the pH conditions of the intestines. In another
15 embodiment, the sustained release formulation employs a blocking agent, which remains stable under the expected conditions of the environment to which the active substance is to be released. The use of pH-sensitive materials alone to achieve site-specific delivery is difficult because of leaking of the beneficial agent prior to the release site or desired delivery time and it is difficult to achieve long time lags before
20 release of the active ingredient after exposure to high pH (because of rapid dissolution or degradation of the pH-sensitive materials).

The agents may also be formulated in a hybrid system which combines pH-sensitive materials and osmotic delivery systems. These hybrid devices provide delayed
25 initiation of sustained-release of the beneficial agent. In one device a pH-sensitive matrix or coating dissolves releasing osmotic devices that provide sustained release of the beneficial agent see U. S. Patent Nos. 4,578, 075, 4,681, 583, and 4,851, 231. A second device consists of a semipermeable coating made of a polymer blend of an insoluble and a pH-sensitive material. As the pH increases, the permeability of the
30 coating increases, increasing the rate of release of beneficial agent see U. S. Patent Nos. 4,096, 238,4, 503,030, 4, 522, 625, and 4,587, 117.

The agents of the disclosure may be formulated in terpolymers according to U. S. Patent No. 5,484, 610 which discloses terpolymers which are sensitive to pH and temperature which are useful carriers for conducting bioactive agents through the gastric juices of the stomach in a protected form. The terpolymers swell at the higher physiologic pH of the intestinal tract causing release of the bioactive agents into the intestine. The terpolymers are linear and are made up of 35 to 99 wt % of a temperature sensitive component, which imparts to the terpolymer LCST (lower critical solution temperature) properties below body temperatures, 1 to 30 wt % of a pH sensitive component having a pKa in the range of from 2 to 8 which functions through ionization or deionization of carboxylic acid groups to prevent the bioactive agent from being lost at low pH but allows bioactive agent release at physiological pH of about 7.4 and a hydrophobic component which stabilizes the LCST below body temperatures and compensates for bioactive agent effects on the terpolymers. The terpolymers provide for safe bioactive agent loading, a simple procedure for dosage form fabrication and the terpolymer functions as a protective carrier in the acidic environment of the stomach and also protects the bioactive agents from digestive enzymes until the bioactive agent is released in the intestinal tract.

The agents of the disclosure may be formulated in pH sensitive polymers according to those described in U. S. Patent No. 6,103, 865. U. S. Patent No. 6,103, 865 discloses pH-sensitive polymers containing sulfonamide groups, which can be changed in physical properties, such as swellability and solubility, depending on pH and which can be applied for a drug-delivery system, bio-material, sensor, and the like, and a preparation method therefore. The pH-sensitive polymers are prepared by introduction of sulfonamide groups, various in pKa, to hydrophilic groups of polymers either through coupling to the hydrophilic groups of polymers, such as acrylamide, N, N-dimethylacrylamide, acrylic acid, N-isopropylacrylamide and the like or copolymerization with other polymerizable monomers. These pH-sensitive polymers may have a structure of linear polymer, grafted copolymer, hydrogel or interpenetrating network polymer.

The agents of the disclosure may be formulated according U. S. Patent No. 5, 656, 292 which discloses a composition for pH dependent or pH regulated controlled release of active ingredients especially drugs. The composition consists of a compactable mixture of the active ingredient and starch molecules substituted with acetate and dicarboxylate residues. The preferred dicarboxylate acid is succinate. The average substitution degree of the acetate residue is at least 1 and 0. 2-1, 2 for the dicarboxylate residue. The starch molecules can have the acetate and dicarboxylate residues attached to the same starch molecule backbone or attached to separate starch molecule backbones. The present disclosure also discloses methods for preparing said starch acetate dicarboxylates by transesterification or mixing of starch acetates and starch dicarboxylates respectively.

The agents of the disclosure may be formulated according to the methods described in U. S. Patent Nos. 5,554, 147,5, 788, 687, and 6,306, 422 which disclose a method for the controlled release of a biologically active agent wherein the agent is released from a hydrophobic, pH-sensitive polymer matrix. The polymer matrix swells when the environment reaches pH 8.5, releasing the active agent. A polymer of hydrophobic and weakly acidic comonomers is disclosed for use in the controlled release system. Also disclosed is a specific embodiment in which the controlled release system may be used. The pH-sensitive polymer is coated onto a latex catheter used in ureteral catheterization. A ureteral catheter coated with a pH-sensitive polymer having an antibiotic or urease inhibitor trapped within its matrix will release the active agent when exposed to high pH urine.

The agents can be administered using COLAL® colonic drug delivery technology (U.S. Patent No. 6,534,549) BTG International, Ltd.; Alizyme, plc; Cambridge, UK) in which small pellets containing the agents are coated with ethylcellulose and a specific form of amylose. This coating prevents drug release in the stomach and small intestine. When the pellets reach the colon the amylose in the coating is broken down by bacterial enzymes and the agent is released.

The agents of the disclosure may be formulated in/with bioadhesive polymers according to US Patent No. 6,365, 187. Bioadhesive polymers in the form of, or as a coating on, microcapsules containing drugs or bioactive substances which may serve for therapeutic, or diagnostic purposes in diseases of the gastrointestinal tract, are described in US6365187. The polymeric microspheres all have a bioadhesive force of at least 11 mN/cm² (110 N/m²) Techniques for the fabrication of bioadhesive microspheres, as well as a method for measuring bioadhesive forces between microspheres and selected segments of the gastrointestinal tract in vitro are also described. This quantitative method provides a means to establish a correlation between the chemical nature, the surface morphology and the dimensions of drug-loaded microspheres on one hand and bioadhesive forces on the other, allowing the screening of the most promising materials from a relatively large group of natural and synthetic polymers which, from theoretical consideration, should be used for making bioadhesive microspheres. Solutions of medicament in buffered saline and similar vehicles are commonly employed to generate an aerosol in a nebulizer. Simple nebulizers operate on Bernoulli's principle and employ a stream of air or oxygen to generate the spray particles. More complex nebulizers employ ultrasound to create the spray particles. Both types are well known in the art and are described in standard textbooks of pharmacy such as Sprowls' American Pharmacy and Remington's The Science and Practice of Pharmacy. Other devices for generating aerosols employ compressed gases, usually hydrofluorocarbons and chlorofluorocarbons, which are mixed with the medicament and any necessary excipients in a pressurized container, these devices are likewise described in standard textbooks such as Sprowls and Remington.

25

The agents can be a free acid or base, or a pharmacologically acceptable salt thereof. Solids can be dissolved or dispersed immediately prior to administration or earlier. In some circumstances the preparations include a preservative to prevent the growth of microorganisms. The pharmaceutical forms suitable for injection can include sterile aqueous or organic solutions or dispersions which include, e.g., water, an alcohol, an organic solvent, an oil or other solvent or dispersant (e.g., glycerol, propylene glycol,

30

polyethylene glycol, and vegetable oils). The formulations may contain antioxidants, buffers, bacteriostats, and solutes that render the formulation isotonic with the blood of the intended recipient, and aqueous and non-aqueous sterile suspensions that can include suspending agents, solubilizers, thickening agents, stabilizers, and
5 preservatives. Pharmaceutical agents can be sterilized by filter sterilization or by other suitable means. The agent can be fused to immunoglobulins or albumin, albumin variants or fragments thereof, or incorporated into a liposome to improve half-life. Thus the peptides described herein may be fused directly or via a peptide linker, water soluble polymer, or prodrug linker to albumin or an analog, fragment, or
10 derivative thereof. Generally, the albumin proteins that are part of the fusion proteins of the present disclosure may be derived from albumin cloned from any species, including human. Human serum albumin (HSA) consists of a single non-glycosylated polypeptide chain of 585 amino acids with a formula molecular weight of 66,500. The amino acid sequence of human HSA is known [See Meloun, et al. (1975) FEBS
15 Letters 58:136; Behrens, et al. (1975) Fed. Proc. 34:591; Lawn, et al. (1981) Nucleic Acids Research 9:6102-6114; Minghetti, et al. (1986) J. Biol. Chem. 261:6747, each of which are incorporated by reference herein]. A variety of polymorphic variants as well as analogs and fragments of albumin have been described. [See Weitkamp, et al.,
20 (1973) Ann. Hum. Genet. 37:219]. For example, in EP 322,094, various shorter forms of HSA. Some of these fragments of HSA are disclosed, including HSA(1-373), HSA(1-388), HSA(1-389), HSA(1-369), and HSA(1-419) and fragments between 1-369 and 1-419. EP 399,666 discloses albumin fragments that include HSA(1-177) and HSA(1-200) and fragments between HSA(1-177) and HSA(1-200). Methods related to albumin fusion proteins can be found in US 7,056,701, US
25 6,994,857, US

[Parser?Sect1=PTO1&Sect2=HITOFF&d=PAL&p=1&u=%2Fnetacgi%2FPTO%2Fsrchnum.htm&r=1&f=G&l=50&s1=6926898.PN.&OS=PN/6926898&RS=PN/](http://patft.uspto.gov/netacgi/nph-Parser?Sect1=PTO1&Sect2=HITOFF&d=PAL&p=1&u=%2Fnetacgi%2FPTO%2Fsrchnum.htm&r=1&f=G&l=50&s1=6926898.PN.&OS=PN/6926898&RS=PN/) -
[h0http://patft.uspto.gov/netacgi/nph-](http://patft.uspto.gov/netacgi/nph-)

5 [Parser?Sect1=PTO1&Sect2=HITOFF&d=PAL&p=1&u=%2Fnetacgi%2FPTO%2Fsrchnum.htm&r=1&f=G&l=50&s1=6926898.PN.&OS=PN/6926898&RS=PN/](http://patft.uspto.gov/netacgi/nph-Parser?Sect1=PTO1&Sect2=HITOFF&d=PAL&p=1&u=%2Fnetacgi%2FPTO%2Fsrchnum.htm&r=1&f=G&l=50&s1=6926898.PN.&OS=PN/6926898&RS=PN/) -
 h26,926,898, and US <http://patft.uspto.gov/netacgi/nph->

[Parser?Sect1=PTO1&Sect2=HITOFF&d=PAL&p=1&u=%2Fnetacgi%2FPTO%2Fsrchnum.htm&r=1&f=G&l=50&s1=6905688.PN.&OS=PN/6905688&RS=PN/](http://patft.uspto.gov/netacgi/nph-Parser?Sect1=PTO1&Sect2=HITOFF&d=PAL&p=1&u=%2Fnetacgi%2FPTO%2Fsrchnum.htm&r=1&f=G&l=50&s1=6905688.PN.&OS=PN/6905688&RS=PN/) -
[h0http://patft.uspto.gov/netacgi/nph-](http://patft.uspto.gov/netacgi/nph-)

10 [Parser?Sect1=PTO1&Sect2=HITOFF&d=PAL&p=1&u=%2Fnetacgi%2FPTO%2Fsrchnum.htm&r=1&f=G&l=50&s1=6905688.PN.&OS=PN/6905688&RS=PN/](http://patft.uspto.gov/netacgi/nph-Parser?Sect1=PTO1&Sect2=HITOFF&d=PAL&p=1&u=%2Fnetacgi%2FPTO%2Fsrchnum.htm&r=1&f=G&l=50&s1=6905688.PN.&OS=PN/6905688&RS=PN/) -
 h26,905,688 and the related priority documents and references cited therein. The agent can also be conjugated to polyethylene glycol (PEG) chains. Methods for
 15 hydrogels, PEG modified liposomes) can be found in Harris and Chess, Nature Reviews Drug Discovery 2: 214-221 and the references therein. Peptides can also be modified with alkyl groups (e.g., C1-C20 straight or branched alkyl groups); fatty acid radicals; and combinations of PEG, alkyl groups and fatty acid radicals (see U.S. Patent 6,309,633; Soltero et al., 2001 Innovations in Pharmaceutical Technology 106-
 20 110). The agent can be administered via a nanococheate or cocheate delivery vehicle (BioDelivery Sciences International). The agents can be delivered transmucosally (i.e. across a mucosal surface such as the vagina, eye or nose) using formulations such as that described in U.S. 5,204,108. The agents can be formulated in microcapsules as described in WO 88/01165. The agent can be administered intra-
 25 orally using the formulations described in U.S. 20020055496, WO 00/47203, and U.S. 6,495,120. The agent can be delivered using nanoemulsion formulations described in WO 01/91728A2.

Controlled release formulations

In general, one can provide for controlled release of the agents described herein through the use of a wide variety of polymeric carriers and controlled release systems including erodible and non-erodible matrices, osmotic control devices, various reservoir devices, enteric coatings and multiparticulate control devices.

Matrix devices are a common device for controlling the release of various agents. In such devices, the agents described herein are generally present as a dispersion within the polymer matrix, and are typically formed by the compression of a polymer/drag mixture or by dissolution or melting. The dosage release properties of these devices may be dependent upon the solubility of the agent in the polymer matrix or, in the case of porous matrices, the solubility in the sink solution within the pore network, and the tortuosity of the network. In one instance, when utilizing an erodible polymeric matrix, the matrix imbibes water and forms an aqueous-swollen gel that entraps the agent. The matrix then gradually erodes, swells, disintegrates or dissolves in the GI tract, thereby controlling release of one or more of the agents described herein. In non-erodible devices, the agent is released by diffusion through an inert matrix.

Agents described herein can be incorporated into an erodible or non-erodible polymeric matrix controlled release device. By an erodible matrix is meant aqueous-erodible or water-swellable or aqueous-soluble in the sense of being either erodible or swellable or dissolvable in pure water or requiring the presence of an acid or base to ionize the polymeric matrix sufficiently to cause erosion or dissolution. When contacted with the aqueous environment of use, the erodible polymeric matrix imbibes water and forms an aqueous-swollen gel or matrix that entraps the agent described herein. The aqueous-swollen matrix gradually erodes, swells, disintegrates or dissolves in the environment of use, thereby controlling the release of a compound described herein to the environment of use.

The erodible polymeric matrix into which an agent described herein can be incorporated may generally be described as a set of excipients that are mixed with the agent following its formation that, when contacted with the aqueous environment of use imbibes water and forms a water-swollen gel or matrix that entraps the drug form.

5 Drug release may occur by a variety of mechanisms, for example, the matrix may disintegrate or dissolve from around particles or granules of the agent or the agent may dissolve in the imbibed aqueous solution and diffuse from the tablet, beads or granules of the device. One ingredient of this water-swollen matrix is the water-swollable, erodible, or soluble polymer, which may generally be described as an

10 osmopolymer, hydrogel or water-swollable polymer. Such polymers may be linear, branched, or crosslinked. The polymers may be homopolymers or copolymers. In certain embodiments, they may be synthetic polymers derived from vinyl, acrylate, methacrylate, urethane, ester and oxide monomers. In other embodiments, they can be derivatives of naturally occurring polymers such as polysaccharides (e.g. chitin,

15 chitosan, dextran and pullulan; gum agar, gum arabic, gum karaya, locust bean gum, gum tragacanth, carrageenans, gum ghatti, guar gum, xanthan gum and scleroglucan), starches (e.g. dextrin and maltodextrin), hydrophilic colloids (e.g. pectin), phosphatides (e.g. lecithin), alginates (e.g. ammonium alginate, sodium, potassium or calcium alginate, propylene glycol alginate), gelatin, collagen, and cellulosics.

20 Cellulosics are cellulose polymer that has been modified by reaction of at least a portion of the hydroxyl groups on the saccharide repeat units with a compound to form an ester-linked or an ether-linked substituent. For example, the cellulosic ethyl cellulose has an ether linked ethyl substituent attached to the saccharide repeat unit, while the cellulosic cellulose acetate has an ester linked acetate substituent. In certain

25 embodiments, the cellulosics for the erodible matrix comprises aqueous-soluble and aqueous-erodible cellulosics can include, for example, ethyl cellulose (EC), methylethyl cellulose (MEC), carboxymethyl cellulose (CMC), CMEC, hydroxyethyl cellulose (HEC), hydroxypropyl cellulose (HPC), cellulose acetate (CA), cellulose propionate (CP), cellulose butyrate (CB), cellulose acetate butyrate (CAB), CAP, CAT, hydroxypropyl methyl cellulose (HPMC), HPMCP, HPMCAS, hydroxypropyl

30 methyl cellulose acetate trimellitate (HPMCAT), and ethylhydroxy ethylcellulose

(EHEC). In certain embodiments, the celluloses comprises various grades of low viscosity (MW less than or equal to 50,000 daltons, for example, the Dow Methocel™ series E5, E15LV, E50LV and K100LY) and high viscosity (MW greater than 50,000 daltons, for example, E4MCR, E10MCR, K4M, K15M and K100M and the Methocel™ K series) HPMC. Other commercially available types of HPMC include the Shin Etsu Metolose 90SH series.

The choice of matrix material can have a large effect on the maximum drug concentration attained by the device as well as the maintenance of a high drug concentration. The matrix material can be a concentration-enhancing polymer, for example, as described in WO05/011634.

Other materials useful as the erodible matrix material include, but are not limited to, pullulan, polyvinyl pyrrolidone, polyvinyl alcohol, polyvinyl acetate, glycerol fatty acid esters, polyacrylamide, polyacrylic acid, copolymers of ethacrylic acid or methacrylic acid (EUDRAGIT, Rohm America, Inc., Piscataway, New Jersey) and other acrylic acid derivatives such as homopolymers and copolymers of butylmethacrylate, methylmethacrylate, ethylmethacrylate, ethylacrylate, (2-dimethylaminoethyl) methacrylate, and (trimethylaminoethyl) methacrylate chloride.

The erodible matrix polymer may contain a wide variety of the same types of additives and excipients known in the pharmaceutical arts, including osmopolymers, osmagens, solubility-enhancing or-retarding agents and excipients that promote stability or processing of the device.

Alternatively, the agents of the present disclosure may be administered by or incorporated into a non-erodible matrix device. In such devices, an agent described herein is distributed in an inert matrix. The agent is released by diffusion through the inert matrix. Examples of materials suitable for the inert matrix include insoluble plastics (e.g. methyl acrylate-methyl methacrylate copolymers, polyvinyl chloride, polyethylene), hydrophilic polymers (e.g. ethyl cellulose, cellulose acetate, crosslinked polyvinylpyrrolidone (also known as crospovidone)), and fatty compounds (e.g. carnauba wax, microcrystalline wax, and triglycerides). Such devices

are described further in Remington: The Science and Practice of Pharmacy, 20th edition (2000).

Matrix controlled release devices may be prepared by blending an agent described herein and other excipients together, and then forming the blend into a tablet, caplet, 5 pill, or other device formed by compressive forces. Such compressed devices may be formed using any of a wide variety of presses used in the fabrication of pharmaceutical devices. Examples include single-punch presses, rotary tablet presses, and multilayer rotary tablet presses, all well known in the art. See for example, Remington: The Science and Practice of Pharmacy, 20th Edition, 2000. The 10 compressed device may be of any shape, including round, oval, oblong, cylindrical, or triangular. The upper and lower surfaces of the compressed device may be flat, round, concave, or convex.

In certain embodiments, when formed by compression, the device has a strength of at 15 least 5 Kiloponds (Kp)/cm² (for example, at least 7 Kp/cm²). Strength is the fracture force, also known as the tablet hardness required to fracture a tablet formed from the materials, divided by the maximum cross-sectional area of the tablet normal to that force. The fracture force may be measured using a Schleuniger Tablet Hardness Tester, Model 6D. The compression force required to achieve this strength will 20 depend on the size of the tablet, but generally will be greater than about 5 kP/cm². Friability is a well-know measure of a device's resistance to surface abrasion that measures weight loss in percentage after subjecting the device to a standardized agitation procedure. Friability values of from 0.8 to 1.0% are regarded as constituting the upper limit of acceptability. Devices having a strength of greater than 5 kP/cm² 25 generally are very robust, having a friability of less than 0.5%. Other methods for forming matrix controlled-release devices are well known in the pharmaceutical arts. See for example, Remington: The Science and Practice of Pharmacy, 20th Edition, 2000.

30 As noted above, the agents described herein may also be incorporated into an osmotic control device. Such devices generally include a core containing one or more agents

as described herein and a water permeable, non-dissolving and non-eroding coating surrounding the core which controls the influx of water into the core from an aqueous environment of use so as to cause drug release by extrusion of some or all of the core to the environment of use. In certain embodiments, the coating is polymeric,
5 aqueous-permeable, and has at least one delivery port. The core of the osmotic device optionally includes an osmotic agent which acts to imbibe water from the surrounding environment via such a semi-permeable membrane. The osmotic agent contained in the core of this device may be an aqueous-swellaible hydrophilic polymer or it may be an osmogen, also known as an osmagent. Pressure is generated within the device
10 which forces the agent(s) out of the device via an orifice (of a size designed to minimize solute diffusion while preventing the build-up of a hydrostatic pressure head).

Osmotic agents create a driving force for transport of water from the environment of use into the core of the device. Osmotic agents include but are not limited to water-swellaible hydrophilic polymers, and osmogens (or osmagens). Thus, the core may
15 include water-swellaible hydrophilic polymers, both ionic and nonionic, often referred to as osmopolymers and hydrogels. The amount of water-swellaible hydrophilic polymers present in the core may range from about 5 to about 80 wt% (including for example, 10 to 50 wt%). Nonlimiting examples of core materials include hydrophilic
20 vinyl and acrylic polymers, polysaccharides such as calcium alginate, polyethylene oxide (PEO), polyethylene glycol (PEG), polypropylene glycol (PPG), poly (2-hydroxyethyl methacrylate), poly (acrylic acid), poly (methacrylic acid), polyvinylpyrrolidone (PVP) and crosslinked PVP, polyvinyl alcohol (PVA), PVA/PVP copolymers and PVA/PVP copolymers with hydrophobic monomers such
25 as methyl methacrylate, vinyl acetate, and the like, hydrophilic polyurethanes containing large PEO blocks, sodium crosscarmellose, carrageenan, hydroxyethyl cellulose (HEC), hydroxypropyl cellulose (HPC), hydroxypropyl methyl cellulose (HPMC), carboxymethyl cellulose (CMC) and carboxyethyl cellulose (CEC), sodium alginate, polycarboxiphil, gelatin, xanthan gum, and sodium starch glycolat. Other
30 materials include hydrogels comprising interpenetrating networks of polymers that may be formed by addition or by condensation polymerization, the components of

which may comprise hydrophilic and hydrophobic monomers such as those just mentioned. Water-swellaible hydrophilic polymers include but are not limited to PEO, PEG, PVP, sodium croscarmellose, HPMC, sodium starch glycolate, polyacrylic acid and crosslinked versions or mixtures thereof.

5

The core may also include an osmogen (or osmagent). The amount of osmogen present in the core may range from about 2 to about 70 wt% (including, for example, from 10 to 50 wt%). Typical classes of suitable osmogens are water-soluble organic acids, salts and sugars that are capable of imbibing water to thereby effect an osmotic pressure gradient across the barrier of the surrounding coating. Typical useful
10 osmogens include but are not limited to magnesium sulfate, magnesium chloride, calcium chloride, sodium chloride, lithium chloride, potassium sulfate, sodium carbonate, sodium sulfite, lithium sulfate, potassium chloride, sodium sulfate, mannitol, xylitol, urea, sorbitol, inositol, raffinose, sucrose, glucose, fructose, lactose,
15 citric acid, succinic acid, tartaric acid, and mixtures thereof. In certain embodiments, the osmogen is glucose, lactose, sucrose, mannitol, xylitol, sodium chloride, including combinations thereof.

The core may include a wide variety of additives and excipients that enhance the performance of the dosage form or that promote stability, tableting or processing.
20 Such additives and excipients include tableting aids, surfactants, water-soluble polymers, pH modifiers, fillers, binders, pigments, disintegrants, antioxidants, lubricants and flavorants. Nonlimiting examples of additives and excipients include but are not limited to those described elsewhere herein as well as microcrystalline cellulose, metallic salts of acids (e.g. aluminum stearate, calcium stearate, magnesium
25 stearate, sodium stearate, zinc stearate), pH control agents (e.g. buffers, organic acids, organic acid salts, organic and inorganic bases), fatty acids, hydrocarbons and fatty alcohols (e.g. stearic acid, palmitic acid, liquid paraffin, stearyl alcohol, and palmitol), fatty acid esters (e.g. glyceryl (mono- and di-) stearates, triglycerides, glyceryl (palmiticstearic) ester, sorbitan esters (e.g. sorbitan monostearate, saccharose
30 monostearate, saccharose monopalmitate, sodium stearyl fumarate), polyoxyethylene sorbitan esters), surfactants (e.g. alkyl sulfates (e.g. sodium lauryl sulfate, magnesium

lauryl sulfate), polymers (e.g. polyethylene glycols, polyoxyethylene glycols, polyoxyethylene, polyoxypropylene ethers, including copolymers thereof), polytetrafluoroethylene), and inorganic materials (e.g. talc, calcium phosphate), cyclodextrins, sugars (e.g. lactose, xylitol), sodium starch glycolate). Nonlimiting
5 examples of disintegrants are sodium starch glycolate (e. g., Explotab™ CLV, (microcrystalline cellulose (e. g., Avicel™), microcrystalline silicified cellulose (e.g., ProSolv™), croscarmellose sodium (e. g., Ac-Di-Sol™). When the agent described herein is a solid amorphous dispersion formed by a solvent process, such additives
10 may be added directly to the spray-drying solution when forming an agent described herein/concentration-enhancing polymer dispersion such that the additive is dissolved or suspended in the solution as a slurry. Alternatively, such additives may be added following the spray-drying process to aid in forming the final controlled release device.

15 A nonlimiting example of an osmotic device consists of one or more drug layers containing an agent described herein, such as a solid amorphous drug/polymer dispersion, and a sweller layer that comprises a water-swellaible polymer, with a coating surrounding the drug layer and sweller layer. Each layer may contain other excipients such as tableting aids, osmagents, surfactants, water-soluble polymers and
20 water-swellaible polymers.

Such osmotic delivery devices may be fabricated in various geometries including bilayer (wherein the core comprises a drug layer and a sweller layer adjacent to each other), trilayer (wherein the core comprises a sweller layer sandwiched between two
25 drug layers) and concentric (wherein the core comprises a central sweller agent surrounded by the drug layer). The coating of such a tablet comprises a membrane permeable to water but substantially impermeable to drug and excipients contained within. The coating contains one or more exit passageways or ports in communication with the drug-containing layer(s) for delivering the drug agent. The drug-containing
30 layer(s) of the core contains the drug agent (including optional osmagents and

hydrophilic water-soluble polymers), while the sweller layer consists of an expandable hydrogel, with or without additional osmotic agents.

When placed in an aqueous medium, the tablet imbibes water through the membrane,
5 causing the agent to form a dispensable aqueous agent, and causing the hydrogel layer to expand and push against the drug-containing agent, forcing the agent out of the exit passageway. The agent can swell, aiding in forcing the drug out of the passageway. Drug can be delivered from this type of delivery system either dissolved or dispersed in the agent that is expelled from the exit passageway.

10

The rate of drug delivery is controlled by such factors as the permeability and thickness of the coating, the osmotic pressure of the drug-containing layer, the degree of hydrophilicity of the hydrogel layer, and the surface area of the device. Those skilled in the art will appreciate that increasing the thickness of the coating will
15 reduce the release rate, while any of the following will increase the release rate: increasing the permeability of the coating; increasing the hydrophilicity of the hydrogel layer; increasing the osmotic pressure of the drug-containing layer; or increasing the device's surface area.

20 Other materials useful in forming the drug-containing agent, in addition to the agent described herein itself, include HPMC, PEO and PVP and other pharmaceutically acceptable carriers. In addition, osmagents such as sugars or salts, including but not limited to sucrose, lactose, xylitol, mannitol, or sodium chloride, may be added. Materials which are useful for forming the hydrogel layer include sodium CMC, PEO
25 (e.g. polymers having an average molecular weight from about 5,000,000 to about 7,500,000 daltons), poly (acrylic acid), sodium (polyacrylate), sodium croscarmellose, sodium starch glycolat, PVP, crosslinked PVP, and other high molecular weight hydrophilic materials.

30 In the case of a bilayer geometry, the delivery port(s) or exit passageway(s) may be located on the side of the tablet containing the drug agent or may be on both sides of

the tablet or even on the edge of the tablet so as to connect both the drug layer and the sweller layer with the exterior of the device. The exit passageway(s) may be produced by mechanical means or by laser drilling, or by creating a difficult-to-coat region on the tablet by use of special tooling during tablet compression or by other means.

The osmotic device can also be made with a homogeneous core surrounded by a semipermeable membrane coating, as in US3845770. The agent described herein can be incorporated into a tablet core and a semipermeable membrane coating can be applied via conventional tablet-coating techniques such as using a pan coater. A drug delivery passageway can then be formed in this coating by drilling a hole in the coating, either by use of a laser or mechanical means. Alternatively, the passageway may be formed by rupturing a portion of the coating or by creating a region on the tablet that is difficult to coat, as described above. In one embodiment, an osmotic device comprises: (a) a single-layer compressed core comprising: (i) an agent described herein, (ii) a hydroxyethylcellulose, and (iii) an osmagent, wherein the hydroxyethylcellulose is present in the core from about 2.0% to about 35% by weight and the osmagent is present from about 15% to about 70% by weight; (b) a water-permeable layer surrounding the core; and (c) at least one passageway within the water-permeable layer (b) for delivering the drug to a fluid environment surrounding the tablet. In certain embodiments, the device is shaped such that the surface area to volume ratio (of a water-swollen tablet) is greater than 0.6 mm^{-3} (including, for example, greater than 1.0 mm^{-3}). The passageway connecting the core with the fluid environment can be situated along the tablet band area. In certain embodiments, the shape is an oblong shape where the ratio of the tablet tooling axes, i.e., the major and minor axes which define the shape of the tablet, are between 1.3 and 3 (including, for example, between 1.5 and 2.5). In one embodiment, the combination of the agent described herein and the osmagent have an average ductility from about 100 to about 200 Mpa, an average tensile strength from about 0.8 to about 2.0 Mpa, and an average brittle fracture index less than about 0.2. The single-layer core may optionally include

a disintegrant, a bioavailability enhancing additive, and/or a pharmaceutically acceptable excipient, carrier or diluent.

In certain embodiments, entrainment of particles of agents described herein in the extruding fluid during operation of such osmotic device is desirable. For the particles to be well entrained, the agent drug form is dispersed in the fluid before the particles have an opportunity to settle in the tablet core. One means of accomplishing this is by adding a disintegrant that serves to break up the compressed core into its particulate components. Nonlimiting examples of standard disintegrants include materials such as sodium starch glycolate (e. g. , Explotab[™] CLV), microcrystalline cellulose (e. g., Avicel[™]), microcrystalline silicified cellulose (e. g., ProSolv[™]) and croscarmellose sodium (e. g., Ac-Di-Sol[™]), and other disintegrants known to those skilled in the art. Depending upon the particular formulation, some disintegrants work better than others. Several disintegrants tend to form gels as they swell with water, thus hindering drug delivery from the device. Non-gelling, non-swelling disintegrants provide a more rapid dispersion of the drug particles within the core as water enters the core. In certain embodiments, non-gelling, non-swelling disintegrants are resins, for example, ion-exchange resins. In one embodiment, the resin is Amberlite[™] IRP 88 (available from Rohm and Haas, Philadelphia, PA). When used, the disintegrant is present in amounts ranging from about 50-74% of the core agent.

Water-soluble polymers are added to keep particles of the agent suspended inside the device before they can be delivered through the passageway(s) (e.g., an orifice). High viscosity polymers are useful in preventing settling. However, the polymer in combination with the agent is extruded through the passageway(s) under relatively low pressures. At a given extrusion pressure, the extrusion rate typically slows with increased viscosity. Certain polymers in combination with particles of the agent described herein form high viscosity solutions with water but are still capable of being extruded from the tablets with a relatively low force. In contrast, polymers having a low weight-average, molecular weight (< about 300,000) do not form sufficiently viscous solutions inside the tablet core to allow complete delivery due to particle

settling. Settling of the particles is a problem when such devices are prepared with no polymer added, which leads to poor drug delivery unless the tablet is constantly agitated to keep the particles from settling inside the core. Settling is also problematic when the particles are large and/or of high density such that the rate of settling
5 increases.

In certain embodiments, the water-soluble polymers for such osmotic devices do not interact with the drug. In certain embodiments the water-soluble polymer is a non-ionic polymer. A nonlimiting example of a non-ionic polymer forming solutions
10 having a high viscosity yet still extrudable at low pressures is Natrosol™ 250H (high molecular weight hydroxyethylcellulose, available from Hercules Incorporated, Aqualon Division, Wilmington, DE; MW equal to about 1 million daltons and a degree of polymerization equal to about 3,700). Natrosol 250H™ provides effective drug delivery at concentrations as low as about 3% by weight of the core when
15 combined with an osmagent. Natrosol 250H™ NF is a high-viscosity grade nonionic cellulose ether that is soluble in hot or cold water. The viscosity of a 1% solution of Natrosol 250H using a Brookfield LVT (30 rpm) at 25°C is between about 1,500 and about 2,500 cps.

In certain embodiments, hydroxyethylcellulose polymers for use in these monolayer
20 osmotic tablets have a weight-average, molecular weight from about 300,000 to about 1.5 million. The hydroxyethylcellulose polymer is typically present in the core in an amount from about 2.0% to about 35% by weight.

Another example of an osmotic device is an osmotic capsule. The capsule shell or
25 portion of the capsule shell can be semipermeable. The capsule can be filled either by a powder or liquid consisting of an agent described herein, excipients that imbibe water to provide osmotic potential, and/or a water-swellable polymer, or optionally solubilizing excipients. The capsule core can also be made such that it has a bilayer or multilayer agent analogous to the bilayer, trilayer or concentric geometries described
30 above.

Another class of osmotic device useful in this disclosure comprises coated swellable tablets, for example, as described in EP378404. Coated swellable tablets comprise a tablet core comprising an agent described herein and a swelling material, preferably a hydrophilic polymer, coated with a membrane, which contains holes, or pores through which, in the aqueous use environment, the hydrophilic polymer can extrude and carry out the agent. Alternatively, the membrane may contain polymeric or low molecular weight water-soluble porosigens. Porosigens dissolve in the aqueous use environment, providing pores through which the hydrophilic polymer and agent may extrude. Examples of porosigens are water-soluble polymers such as HPMC, PEG, and low molecular weight compounds such as glycerol, sucrose, glucose, and sodium chloride. In addition, pores may be formed in the coating by drilling holes in the coating using a laser or other mechanical means. In this class of osmotic devices, the membrane material may comprise any film-forming polymer, including polymers which are water permeable or impermeable, providing that the membrane deposited on the tablet core is porous or contains water-soluble porosigens or possesses a macroscopic hole for water ingress and drug release. Embodiments of this class of sustained release devices may also be multilayered, as described, for example, in EP378404.

When an agent described herein is a liquid or oil, such as a lipid vehicle formulation, for example as described in WO05/011634, the osmotic controlled-release device may comprise a soft-gel or gelatin capsule formed with a composite wall and comprising the liquid formulation where the wall comprises a barrier layer formed over the external surface of the capsule, an expandable layer formed over the barrier layer, and a semipermeable layer formed over the expandable layer. A delivery port connects the liquid formulation with the aqueous use environment. Such devices are described, for example, in US6419952, US6342249, US5324280, US4672850, US4627850, US4203440, and US3995631.

The osmotic controlled release devices of the present disclosure can also comprise a coating. In certain embodiments, the osmotic controlled release device coating exhibits one or more of the following features: is water-permeable, has at least one

port for the delivery of drug, and is non-dissolving and non-eroding during release of the drug formulation, such that drug is substantially entirely delivered through the delivery port(s) or pores as opposed to delivery primarily via permeation through the coating material itself. Delivery ports include any passageway, opening or pore
5 whether made mechanically, by laser drilling, by pore formation either during the coating process or *in situ* during use or by rupture during use. In certain embodiments, the coating is present in an amount ranging from about 5 to 30 wt% (including, for example, 10 to 20 wt%) relative to the core weight.

10 One form of coating is a semipermeable polymeric membrane that has the port(s) formed therein either prior to or during use. Thickness of such a polymeric membrane may vary between about 20 and 800 μm (including, for example, between about 100 to 500 μm). The diameter of the delivery port (s) may generally range in size from 0.1 to 3000 μm or greater (including, for example, from about 50 to 3000 μm in
15 diameter). Such port(s) may be formed post-coating by mechanical or laser drilling or may be formed *in situ* by rupture of the coatings; such rupture may be controlled by intentionally incorporating a relatively small weak portion into the coating. Delivery ports may also be formed *in situ* by erosion of a plug of water-soluble material or by rupture of a thinner portion of the coating over an indentation in the core. In addition,
20 delivery ports may be formed during coating, as in the case of asymmetric membrane coatings of the type disclosed in US5612059 and US5698220. The delivery port may be formed *in situ* by rupture of the coating, for example, when a collection of beads that may be of essentially identical or of a variable agent are used. Drug is primarily released from such beads following rupture of the coating and, following rupture,
25 such release may be gradual or relatively sudden. When the collection of beads has a variable agent, the agent may be chosen such that the beads rupture at various times following administration, resulting in the overall release of drug being sustained for a desired duration.

30 Coatings may be dense, microporous or asymmetric, having a denser region supported by a thick porous region such as those disclosed in US5612059 and US5698220.

When the coating is dense the coating can be composed of a water-permeable material. When the coating is porous, it may be composed of either a water-permeable or a water-impermeable material. When the coating is composed of a porous water-impermeable material, water permeates through the pores of the coating as either a liquid or a vapor. Nonlimiting examples of osmotic devices that utilize dense coatings include US3995631 and US3845770. Such dense coatings are permeable to the external fluid such as water and may be composed of any of the materials mentioned in these patents as well as other water-permeable polymers known in the art.

The membranes may also be porous as disclosed, for example, in US5654005 and US5458887 or even be formed from water-resistant polymers. US5120548 describes another suitable process for forming coatings from a mixture of a water-insoluble polymer and a leachable water-soluble additive. The porous membranes may also be formed by the addition of pore-formers as disclosed in US4612008. In addition, vapor-permeable coatings may even be formed from extremely hydrophobic materials such as polyethylene or polyvinylidene difluoride that, when dense, are essentially water-impermeable, as long as such coatings are porous. Materials useful in forming the coating include but are not limited to various grades of acrylic, vinyls, ethers, polyamides, polyesters and cellulosic derivatives that are water-permeable and water-insoluble at physiologically relevant pHs, or are susceptible to being rendered water-insoluble by chemical alteration such as by crosslinking. Nonlimiting examples of suitable polymers (or crosslinked versions) useful in forming the coating include plasticized, unplasticized and reinforced cellulose acetate (CA), cellulose diacetate, cellulose triacetate, CA propionate, cellulose nitrate, cellulose acetate butyrate (CAB), CA ethyl carbamate, CAF, CA methyl carbamate, CA succinate, cellulose acetate trimellitate (CAT), CA dimethylaminoacetate, CA ethyl carbonate, CA chloroacetate, CA ethyl oxalate, CA methyl sulfonate, CA butyl sulfonate, CA p-toluene sulfonate, agar acetate, amylose triacetate, beta glucan acetate, beta glucan triacetate, acetaldehyde dimethyl acetate, triacetate of locust bean gum, hydroxylated ethylene-vinylacetate, EC, PEG, PPG, PEG/PPG copolymers, PVP, HEC, HPC, CMC, CMEC, HPMC, HPMCP, HPMCAS, HPMCAT, poly (acrylic) acids and esters and poly-

(methacrylic) acids and esters and copolymers thereof, starch, dextran, dextrin, chitosan, collagen, gelatin, polyalkenes, polyethers, polysulfones, polyethersulfones, polystyrenes, polyvinyl halides, polyvinyl esters and ethers, natural waxes and synthetic waxes. In various embodiments, the coating agent comprises a cellulose
5 polymer, in particular cellulose ethers, cellulose esters and cellulose ester-ethers, i.e., cellulose derivatives having a mixture of ester and ether substituents, the coating materials are made or derived from poly (acrylic) acids and esters, poly (methacrylic) acids and esters, and copolymers thereof, the coating agent comprises cellulose acetate, the coating comprises a cellulose polymer and PEG, the coating comprises
10 cellulose acetate and PEG.

Coating is conducted in conventional fashion, typically by dissolving or suspending the coating material in a solvent and then coating by dipping, spray coating or by pan-coating. In certain embodiments, the coating solution contains 5 to 15 wt% polymer.
15 Typical solvents useful with the cellulose polymers mentioned above include but are not limited to acetone, methyl acetate, ethyl acetate, isopropyl acetate, n-butyl acetate, methyl isobutyl ketone, methyl propyl ketone, ethylene glycol monoethyl ether, ethylene glycol monoethyl acetate, methylene dichloride, ethylene dichloride, propylene dichloride, nitroethane, nitropropane, tetrachloroethane, 1,4-dioxane,
20 tetrahydrofuran, diglyme, water, and mixtures thereof. Pore-formers and non-solvents (such as water, glycerol and ethanol) or plasticizers (such as diethyl phthalate) may also be added in any amount as long as the polymer remains soluble at the spray temperature. Pore-formers and their use in fabricating coatings are described, for example, in US5612059. Coatings may also be hydrophobic microporous layers
25 wherein the pores are substantially filled with a gas and are not wetted by the aqueous medium but are permeable to water vapor, as disclosed, for example, in US5798119. Such hydrophobic but water-vapor permeable coatings are typically composed of hydrophobic polymers such as polyalkenes, polyacrylic acid derivatives, polyethers, polysulfones, polyethersulfones, polystyrenes, polyvinyl halides, polyvinyl esters and
30 ethers, natural waxes and synthetic waxes. Hydrophobic microporous coating materials include but are not limited to polystyrene, polysulfones, polyethersulfones,

polyethylene, polypropylene, polyvinyl chloride, polyvinylidene fluoride and polytetrafluoroethylene. Such hydrophobic coatings can be made by known phase inversion methods using any of vapor-quench, liquid quench, thermal processes, leaching soluble material from the coating or by sintering coating particles. In thermal
5 processes, a solution of polymer in a latent solvent is brought to liquid-liquid phase separation in a cooling step. When evaporation of the solvent is not prevented, the resulting membrane will typically be porous. Such coating processes may be conducted by the processes disclosed, for example, in US4247498, US4490431 and US4744906. Osmotic controlled-release devices may be prepared using procedures
10 known in the pharmaceutical arts. See for example, Remington: The Science and Practice of Pharmacy, 20th Edition, 2000.

As further noted above, the agents described herein may be provided in the form of microparticulates, generally ranging in size from about 10 μ m to about 2mm
15 (including, for example, from about 100 μ m to 1mm in diameter). Such multiparticulates may be packaged, for example, in a capsule such as a gelatin capsule or a capsule formed from an aqueous-soluble polymer such as HPMCAS, HPMC or starch; dosed as a suspension or slurry in a liquid; or they may be formed into a tablet, caplet, or pill by compression or other processes known in the art. Such
20 multiparticulates may be made by any known process, such as wet- and dry- granulation processes, extrusion/spheronization, roller-compaction, melt-congealing, or by spray-coating seed cores. For example, in wet-and dry- granulation processes, the agent described herein and optional excipients may be granulated to form multiparticulates of the desired size. Other excipients, such as a binder (e. g.,
25 microcrystalline cellulose), may be blended with the agent to aid in processing and forming the multiparticulates. In the case of wet granulation, a binder such as microcrystalline cellulose may be included in the granulation fluid to aid in forming a suitable multiparticulate. See, for example, Remington : The Science and Practice of Pharmacy, 20th Edition, 2000. In any case, the resulting particles may themselves
30 constitute the therapeutic composition or they may be coated by various film-forming

materials such as enteric polymers or water-swella-
ble or water-soluble polymers, or they may be
combined with other excipients or vehicles to aid
in dosing to patients. Suitable pharmaceutical
compositions in accordance with the disclosure will
generally include an amount of the active compound(s)
with an acceptable pharmaceutical diluent or
excipient, such as a sterile aqueous solution, to
give a range of final concentrations, depending on
the intended use. The techniques of preparation are
generally well known in the art, as exemplified by
Remington's Pharmaceutical Sciences (18th Edition,
Mack Publishing Company, 1995).

10 Kits

The agents described herein and combination therapy
agents can be packaged as a kit that includes single
or multiple doses of two or more agents, each
packaged or formulated individually, or single or
multiple doses of two or more agents packaged or
formulated in combination. Thus, one or more agents
can be present in first container, and the kit can
optionally include one or more agents in a second
container. The container or containers are placed
within a package, and the package can optionally
include administration or dosage instructions. A kit
can include additional components such as syringes
or other means for administering the agents as well
as diluents or other means for formulation.

20 Thus, the kits can comprise: a) a pharmaceutical
composition comprising a compound described herein
and a pharmaceutically acceptable carrier, vehicle
or diluent; and b) a container or packaging. The
kits may optionally comprise instructions describing
a method of using the pharmaceutical compositions
in one or more of the methods described herein
(e.g. gastrointestinal motility disorders, chronic
intestinal pseudo-obstruction, colonic pseudo-
obstruction, Crohn's disease, duodenogastric
reflux, dyspepsia, functional dyspepsia, nonulcer
dyspepsia, a functional gastrointestinal disorder,
functional heartburn, gastroesophageal reflux
disease (GERD), gastroparesis, irritable bowel
syndrome, post-operative ileus, ulcerative colitis,
30 chronic constipation, and disorders and conditions
associated with constipation (e.g. constipation
associated with use of opiate pain killers, post-
surgical constipation, and

constipation associated with neuropathic disorders as well as other conditions and disorders described herein). The kit may optionally comprise a second pharmaceutical composition comprising one or more additional agents including but not limited to those including analgesic peptides and compounds, a phosphodiesterase inhibitor, an agent used to treat gastrointestinal and other disorders (including those described
5 herein), an agent used to treat constipation, an antidiarrheal agent, an insulin or related compound (including those described herein), an anti-hypertensive agent, an agent useful in the treatment of respiratory and other disorders, an anti-obesity agent, an anti-diabetic agents, an agent that activates soluble guanylate cyclase and a
10 pharmaceutically acceptable carrier, vehicle or diluent. The pharmaceutical composition comprising the compound described herein and the second pharmaceutical composition contained in the kit may be optionally combined in the same pharmaceutical composition.

15 A kit includes a container or packaging for containing the pharmaceutical compositions and may also include divided containers such as a divided bottle or a divided foil packet. The container can be, for example a paper or cardboard box, a glass or plastic bottle or jar, a re-sealable bag (for example, to hold a "refill" of tablets for placement into a different container), or a blister pack with individual doses for
20 pressing out of the pack according to a therapeutic schedule. It is feasible that more than one container can be used together in a single package to market a single dosage form. For example, tablets may be contained in a bottle which is in turn contained within a box.

25 An example of a kit is a so-called blister pack. Blister packs are well known in the packaging industry and are being widely used for the packaging of pharmaceutical unit dosage forms (tablets, capsules, and the like). Blister packs generally consist of a sheet of relatively stiff material covered with a foil of a preferably transparent plastic material. During the packaging process, recesses are formed in the plastic foil. The
30 recesses have the size and shape of individual tablets or capsules to be packed or may have the size and shape to accommodate multiple tablets and/or capsules to be

packed. Next, the tablets or capsules are placed in the recesses accordingly and the sheet of relatively stiff material is sealed against the plastic foil at the face of the foil which is opposite from the direction in which the recesses were formed. As a result, the tablets or capsules are individually sealed or collectively sealed, as desired, in the recesses between the plastic foil and the sheet. Preferably the strength of the sheet is such that the tablets or capsules can be removed from the blister pack by manually applying pressure on the recesses whereby an opening is formed in the sheet at the place of the recess. The tablet or capsule can then be removed via said opening.

It maybe desirable to provide a written memory aid containing information and/or instructions for the physician, pharmacist or subject regarding when the medication is to be taken. A "daily dose" can be a single tablet or capsule or several tablets or capsules to be taken on a given day. When the kit contains separate compositions, a daily dose of one or more compositions of the kit can consist of one tablet or capsule while a daily dose of another one or more compositions of the kit can consist of several tablets or capsules. A kit can take the form of a dispenser designed to dispense the daily doses one at a time in the order of their intended use. The dispenser can be equipped with a memory-aid, so as to further facilitate compliance with the regimen. An example of such a memory-aid is a mechanical counter which indicates the number of daily doses that have been dispensed. Another example of such a memory-aid is a battery-powered micro-chip memory coupled with a liquid crystal readout, or audible reminder signal which, for example, reads out the date that the last daily dose has been taken and/or reminds one when the next dose is to be taken.

Methods to increase chemical and/or physical stability of the agents the described herein are found in U.S. 6,541,606, U.S. 6,068,850, U.S. 6,124,261, U.S. 5,904,935, and WO 00/15224, U.S. 20030069182 (via the additon of nicotinamide), U.S. 20030175230A1, U.S. 20030175230A1, U.S. 20030175239A1, U.S. 20020045582, U.S. 20010031726, WO 02/26248, WO 03/014304, WO 98/00152A1, WO

98/00157A1, WO 90/12029, WO 00/04880, and WO 91/04743, WO 97/04796 and the references cited therein.

Methods to increase bioavailability of the agents described herein are found in U.S. 6,008,187, U.S. 5,424,289, U.S. 20030198619, WO 90/01329, WO 01/49268, WO 00/32172, and WO 02/064166. Glycyrrhizinate can also be used as an absorption enhancer (see, e.g., EP397447). WO 03/004062 discusses Ulex europaeus I (UEAI) and UEAI mimetics which may be used to target the agents of the disclosure to the GI tract. The bioavailability of the agents described herein can also be increased by addition of oral bioavailability-enhancing agents such as those described in U.S. 6,818,615 including but not limited to: cyclosporins (including cyclosporins A through Z as defined in Table 1 of U.S. 6,818,615), for example, cyclosporin A (cyclosporin), cyclosporin F, cyclosporin D, dihydro cyclosporin A, dihydro cyclosporin C, acetyl cyclosporin A, PSC-833, (Me-Ile-4)-cyclosporin (SDZ-NIM 811) (both from Sandoz Pharmaceutical Corp.), and related oligopeptides produced by species in the genus Topocladium); antifungals including but not limited to ketoconazole; cardiovascular drug including but not limited to MS-209 (BASF), amiodarone, nifedipine, reserpine, quinidine, nicardipine, ethacrynic acid, propafenone, reserpine, amiloride; anti-migraine natural products including but not limited to ergot alkaloids; antibiotics including but not limited to cefoperazone, tetracycline, chloroquine, fosfomycin; antiparasitics including but not limited to ivermectin; multi-drug resistance reversers including but not limited to VX-710 and VX-853 (Vertex Pharmaceutical Incorporated); tyrosine kinase inhibitors including but not limited to genistein and related isoflavonoids, quercetin; protein kinase C inhibitors including but not limited to calphostin; apoptosis inducers including but not limited to ceramides; and agents active against endorphin receptors including but not limited to morphine, morphine congeners, other opioids and opioid antagonists including (but not limited to) naloxone, naltrexone and nalmefene).

The agents described herein can be fused to a modified version of the blood serum protein transferrin. U.S. 20030221201, U.S. 20040023334, U.S. 20030226155, WO

04/020454, and WO 04/019872 discuss the manufacture and use of transferrin fusion proteins. Transferrin fusion proteins may improve circulatory half life and efficacy, decrease undesirable side effects and allow reduced dosage.

5 The peptides and agonists of the disclosure can be recombinantly expressed in bacteria. Bacteria expressing the peptide or agonists can be administered orally, rectally, mucosally or in via some other mode of administration including but not limited to those described herein. Bacterial hosts suitable for such administration include but are not limited to certain *Lactobacteria* (e.g. *Lactococcus lactis*,
10 *Lactobacillus plantarum*, *Lact. rhamnosus* and *Lact. paracasei ssp. Paracasei* and other species found in normal human flora (Ahrne et al. Journal of Applied Microbiology 1998 85:88)), certain *Streptococcus sp.* (e.g. *S. gordonii*), and certain *B. subtilis* strains (including pSM539 described in Porzio et al. BMC Biotechnology 2004 4:27). The polypeptides and agonists described herein can be administered
15 using the Heliobacter based preparation methods described in WO06/015445. Bacteria expressing the peptides/agonists described herein may comprise DNA encoding the peptide/agonist on one or more bacterial chromosomes and/or may comprise DNA encoding the peptide/agonist on one or more extrachromosomal elements.

20

Dosage

The dose range for adult humans is generally from 0.005 mg to 10 g/day orally. Tablets or other forms of presentation provided in discrete units may
25 conveniently contain an amount of compound of the disclosure which is effective at such dosage or as a multiple of the same, for instance, units containing 5 mg to 500 mg, usually around 10 mg to 200 mg. The precise amount of compound administered to a patient will be the responsibility of the attendant physician. However, the dose employed will depend on a number of factors, including the age and sex of the
30 patient, the precise disorder being treated, and its severity.

A dosage unit (e.g. an oral dosage unit) can include from, for example, 1 to 30 μg , 1 to 40 μg , 1 to 50 μg , 1 to 100 μg , 1 to 200 μg , 1 to 300 μg , 1 to 400 μg , 1 to 500 μg , 1 to 600 μg , 1 to 700 μg , 1 to 800 μg , 1 to 900 μg , 1 to 1000 μg , 10 to 30 μg , 10 to 40 μg , 10 to 50 μg , 10 to 100 μg , 10 to 200 μg , 10 to 300 μg , 10 to 400 μg , 10 to 500 μg , 10 to 600 μg , 10 to 700 μg , 10 to 800 μg , 10 to 900 μg , 10 to 1000 μg , 100 to 200 μg , 100 to 300 μg , 100 to 400 μg , 100 to 500 μg , 100 to 600 μg , 100 to 700 μg , 100 to 800 μg , 100 to 900 μg , 100 to 1000 μg , 100 to 1250 μg , 100 to 1500 μg , 100 to 1750 μg , 100 to 2000 μg , 100 to 2250 μg , 100 to 2500 μg , 100 to 2750 μg , 100 to 3000 μg , 200 to 300 μg , 200 to 400 μg , 200 to 500 μg , 200 to 600 μg , 200 to 700 μg , 200 to 800 μg , 200 to 900 μg , 200 to 1000 μg , 200 to 1250 μg , 200 to 1500 μg , 200 to 1750 μg , 200 to 2000 μg , 200 to 2250 μg , 200 to 2500 μg , 200 to 2750 μg , 200 to 3000 μg , 300 to 400 μg , 300 to 500 μg , 300 to 600 μg , 300 to 700 μg , 300 to 800 μg , 300 to 900 μg , 300 to 1000 μg , 300 to 1250 μg , 300 to 1500 μg , 300 to 1750 μg , 300 to 2000 μg , 300 to 2250 μg , 300 to 2500 μg , 300 to 2750 μg , 300 to 3000 μg , 400 to 500 μg , 400 to 600 μg , 400 to 700 μg , 400 to 800 μg , 400 to 900 μg , 400 to 1000 μg , 400 to 1250 μg , 400 to 1500 μg , 400 to 1750 μg , 400 to 2000 μg , 400 to 2250 μg , 400 to 2500 μg , 400 to 2750 μg , 400 to 3000 μg , 500 to 600 μg , 500 to 700 μg , 500 to 800 μg , 500 to 900 μg , 500 to 1000 μg , 500 to 1250 μg , 500 to 1500 μg , 500 to 1750 μg , 500 to 2000 μg , 500 to 2250 μg , 500 to 2500 μg , 500 to 2750 μg , 500 to 3000 μg , 600 to 700 μg , 600 to 800 μg , 600 to 900 μg , 600 to 1000 μg , 600 to 1250 μg , 600 to 1500 μg , 600 to 1750 μg , 600 to 2000 μg , 600 to 2250 μg , 600 to 2500 μg , 600 to 2750 μg , 600 to 3000 μg , 700 to 800 μg , 700 to 900 μg , 700 to 1000 μg , 700 to 1250 μg , 700 to 1500 μg , 700 to 1750 μg , 700 to 2000 μg , 700 to 2250 μg , 700 to 2500 μg , 700 to 2750 μg , 700 to 3000 μg , 800 to 900 μg , 800 to 1000 μg , 800 to 1250 μg , 800 to 1500 μg , 800 to 1750 μg , 800 to 2000 μg , 800 to 2250 μg , 800 to 2500 μg , 800 to 2750 μg , 800 to 3000 μg , 900 to 1000 μg , 900 to 1250 μg , 900 to 1500 μg , 900 to 1750 μg , 900 to 2000 μg , 900 to 2250 μg , 900 to 2500 μg , 900 to 2750 μg , 900 to 3000 μg , 1000 to 1250 μg , 1000 to 1500 μg , 1000 to 1750 μg , 1000 to 2000 μg , 1000 to 2250 μg , 1000 to 2500 μg , 1000 to 2750 μg , 1000 to 3000 μg , 2 to 500 μg , 50 to 500 μg , 3 to 100 μg , 5 to 20 μg , 5 to 100 μg , 50 μg , 100 μg , 150 μg , 200 μg , 250 μg , 300 μg , 350 μg , 400 μg , 450 μg , 500 μg , 550 μg , 600 μg , 650 μg , 700 μg , 750 μg , 800 μg , 850 μg , 900 μg ,

950 µg, 1000 µg, 1050 µg, 1100 µg, 1150 µg, 1200 µg, 1250 µg, 1300 µg, 1350 µg,
1400 µg, 1450 µg, 1500 µg, 1550 µg, 1600 µg, 1650 µg, 1700 µg, 1750 µg, 1800 µg,
1850 µg, 1900 µg, 1950 µg, 2000 µg, 2050 µg, 2100 µg, 2150 µg, 2200 µg, 2250 µg,
2300 µg, 2350 µg, 2400 µg, 2450 µg, 2500 µg, 2550 µg, 2600 µg, 2650 µg, 2700 µg,
5 2750 µg, 2800 µg, 2850 µg, 2900 µg, 2950 µg, 3000 µg, 3250 µg, 3500 µg, 3750 µg,
4000 µg, 4250 µg, 4500 µg, 4750 µg, 5000 µg of a peptide or GC-C agonist described
herein. In certain embodiments the dosage unit and daily dose are equivalent. In
various embodiments, the dosage unit is administered with food at anytime of the day,
without food at anytime of the day, with food after an overnight fast (e.g. with
10 breakfast), at bedtime after a low fat snack. In various embodiments, the dosage unit
is administered once a day, twice a day, three times a day, four times a day, five times
a day, six times a day. The dosage unit can optionally comprise other agents.

A dosage unit (e.g. an oral dosage unit) can include, for example, from 1 to 30 µg, 1
15 to 40 µg, 1 to 50 µg, 1 to 100 µg, 1 to 200 µg, 1 to 300 µg, 1 to 400 µg, 1 to 500 µg, 1
to 600 µg, 1 to 700 µg, 1 to 800 µg, 1 to 900 µg, 1 to 1000 µg, 10 to 30 µg, 10 to 40
µg, 10 to 50 µg, 10 to 100 µg, 10 to 200 µg, 10 to 300 µg, 10 to 400 µg, 10 to 500 µg,
10 to 600 µg, 10 to 700 µg, 10 to 800 µg, 10 to 900 µg, 10 to 1000 µg, 100 to 200 µg,
100 to 300 µg, 100 to 400 µg, 100 to 500 µg, 100 to 600 µg, 100 to 700 µg, 100 to 800
20 µg, 100 to 900 µg, 100 to 1000 µg, 100 to 1250 µg, 100 to 1500 µg, 100 to 1750 µg,
100 to 2000 µg, 100 to 2250 µg, 100 to 2500 µg, 100 to 2750 µg, 100 to 3000 µg, 200
to 300 µg, 200 to 400 µg, 200 to 500 µg, 200 to 600 µg, 200 to 700 µg, 200 to 800 µg,
200 to 900 µg, 200 to 1000 µg, 200 to 1250 µg, 200 to 1500 µg, 200 to 1750 µg, 200
to 2000 µg, 200 to 2250 µg, 200 to 2500 µg, 200 to 2750 µg, 200 to 3000 µg, 300 to
25 400 µg, 300 to 500 µg, 300 to 600 µg, 300 to 700 µg, 300 to 800 µg, 300 to 900 µg,
300 to 1000 µg, 300 to 1250 µg, 300 to 1500 µg, 300 to 1750 µg, 300 to 2000 µg, 300
to 2250 µg, 300 to 2500 µg, 300 to 2750 µg, 300 to 3000 µg, 400 to 500 µg, 400 to
600 µg, 400 to 700 µg, 400 to 800 µg, 400 to 900 µg, 400 to 1000 µg, 400 to 1250 µg,
400 to 1500 µg, 400 to 1750 µg, 400 to 2000 µg, 400 to 2250 µg, 400 to 2500 µg, 400
30 to 2750 µg, 400 to 3000 µg, 500 to 600 µg, 500 to 700 µg, 500 to 800 µg, 500 to 900
µg, 500 to 1000 µg, 500 to 1250 µg, 500 to 1500 µg, 500 to 1750 µg, 500 to 2000 µg,

500 to 2250 µg, 500 to 2500 µg, 500 to 2750 µg, 500 to 3000 µg, 600 to 700 µg, 600 to 800 µg, 600 to 900 µg, 600 to 1000 µg, 600 to 1250 µg, 600 to 1500 µg, 600 to 1750 µg, 600 to 2000 µg, 600 to 2250 µg, 600 to 2500 µg, 600 to 2750 µg, 600 to 3000 µg, 700 to 800 µg, 700 to 900 µg, 700 to 1000 µg, 700 to 1250 µg, 700 to 1500 µg, 700 to 1750 µg, 700 to 2000 µg, 700 to 2250 µg, 700 to 2500 µg, 700 to 2750 µg, 700 to 3000 µg, 800 to 900 µg, 800 to 1000 µg, 800 to 1250 µg, 800 to 1500 µg, 800 to 1750 µg, 800 to 2000 µg, 800 to 2250 µg, 800 to 2500 µg, 800 to 2750 µg, 800 to 3000 µg, 900 to 1000 µg, 900 to 1250 µg, 900 to 1500 µg, 900 to 1750 µg, 900 to 2000 µg, 900 to 2250 µg, 900 to 2500 µg, 900 to 2750 µg, 900 to 3000 µg, 1000 to 1250 µg, 1000 to 1500 µg, 1000 to 1750 µg, 1000 to 2000 µg, 1000 to 2250 µg, 1000 to 2500 µg, 1000 to 2750 µg, 1000 to 3000 µg, 2 to 500 µg, 5 to 500 µg, 3 to 100 µg, 5 to 20 µg, 5 to 100 µg, 50 µg, 100 µg, 150 µg, 200 µg, 250 µg, 300 µg, 350 µg, 400 µg, 450 µg, 500 µg, 550 µg, 600 µg, 650 µg, 700 µg, 750 µg, 800 µg, 850 µg, 900 µg, 950 µg, 1000 µg, 1050 µg, 1100 µg, 1150 µg, 1200 µg, 1250 µg, 1300 µg, 1350 µg, 1400 µg, 1450 µg, 1500 µg, 1550 µg, 1600 µg, 1650 µg, 1700 µg, 1750 µg, 1800 µg, 1850 µg, 1900 µg, 1950 µg, 2000 µg, 2050 µg, 2100 µg, 2150 µg, 2200 µg, 2250 µg, 2300 µg, 2350 µg, 2400 µg, 2450 µg, 2500 µg, 2550 µg, 2600 µg, 2650 µg, 2700 µg, 2750 µg, 2800 µg, 2850 µg, 2900 µg, 2950 µg, 3000 µg, 3250 µg, 3500 µg, 3750 µg, 4000 µg, 4250 µg, 4500 µg, 4750 µg, 5000 µg of a peptide or agonist described herein and from 50 mg to 650 mg (e.g. 50 mg, 100 mg, 150 mg, 200 mg, 250 mg, 300 mg, 350 mg, 400 mg, 450 mg, 500 mg, 550 mg, 600 mg) of Modulon® (trimebutine maleate).

A dosage unit (e.g. an oral dosage unit) can include, for example, from 1 to 30 µg, 1 to 40 µg, 1 to 50 µg, 1 to 100 µg, 1 to 200 µg, 1 to 300 µg, 1 to 400 µg, 1 to 500 µg, 1 to 600 µg, 1 to 700 µg, 1 to 800 µg, 1 to 900 µg, 1 to 1000 µg, 10 to 30 µg, 10 to 40 µg, 10 to 50 µg, 10 to 100 µg, 10 to 200 µg, 10 to 300 µg, 10 to 400 µg, 10 to 500 µg, 10 to 600 µg, 10 to 700 µg, 10 to 800 µg, 10 to 900 µg, 10 to 1000 µg, 100 to 200 µg, 100 to 300 µg, 100 to 400 µg, 100 to 500 µg, 100 to 600 µg, 100 to 700 µg, 100 to 800 µg, 100 to 900 µg, 100 to 1000 µg, 100 to 1250 µg, 100 to 1500 µg, 100 to 1750 µg, 100 to 2000 µg, 100 to 2250 µg, 100 to 2500 µg, 100 to 2750 µg, 100 to 3000 µg, 200

to 300 µg, 200 to 400 µg, 200 to 500 µg, 200 to 600 µg, 200 to 700 µg, 200 to 800 µg,
200 to 900 µg, 200 to 1000 µg, 200 to 1250 µg, 200 to 1500 µg, 200 to 1750 µg, 200
to 2000 µg, 200 to 2250 µg, 200 to 2500 µg, 200 to 2750 µg, 200 to 3000 µg, 300 to
400 µg, 300 to 500 µg, 300 to 600 µg, 300 to 700 µg, 300 to 800 µg, 300 to 900 µg,
5 300 to 1000 µg, 300 to 1250 µg, 300 to 1500 µg, 300 to 1750 µg, 300 to 2000 µg, 300
to 2250 µg, 300 to 2500 µg, 300 to 2750 µg, 300 to 3000 µg, 400 to 500 µg, 400 to
600 µg, 400 to 700 µg, 400 to 800 µg, 400 to 900 µg, 400 to 1000 µg, 400 to 1250 µg,
400 to 1500 µg, 400 to 1750 µg, 400 to 2000 µg, 400 to 2250 µg, 400 to 2500 µg, 400
to 2750 µg, 400 to 3000 µg, 500 to 600 µg, 500 to 700 µg, 500 to 800 µg, 500 to 900
10 µg, 500 to 1000 µg, 500 to 1250 µg, 500 to 1500 µg, 500 to 1750 µg, 500 to 2000 µg,
500 to 2250 µg, 500 to 2500 µg, 500 to 2750 µg, 500 to 3000 µg, 600 to 700 µg, 600
to 800 µg, 600 to 900 µg, 600 to 1000 µg, 600 to 1250 µg, 600 to 1500 µg, 600 to
1750 µg, 600 to 2000 µg, 600 to 2250 µg, 600 to 2500 µg, 600 to 2750 µg, 600 to
3000 µg, 700 to 800 µg, 700 to 900 µg, 700 to 1000 µg, 700 to 1250 µg, 700 to 1500
15 µg, 700 to 1750 µg, 700 to 2000 µg, 700 to 2250 µg, 700 to 2500 µg, 700 to 2750 µg,
700 to 3000 µg, 800 to 900 µg, 800 to 1000 µg, 800 to 1250 µg, 800 to 1500 µg, 800
to 1750 µg, 800 to 2000 µg, 800 to 2250 µg, 800 to 2500 µg, 800 to 2750 µg, 800 to
3000 µg, 900 to 1000 µg, 900 to 1250 µg, 900 to 1500 µg, 900 to 1750 µg, 900 to
2000 µg, 900 to 2250 µg, 900 to 2500 µg, 900 to 2750 µg, 900 to 3000 µg, 1000 to
20 1250 µg, 1000 to 1500 µg, 1000 to 1750 µg, 1000 to 2000 µg, 1000 to 2250 µg, 1000
to 2500 µg, 1000 to 2750 µg, 1000 to 3000 µg, 2 to 500 µg, 50 to 500 µg, 3 to 100 µg,
5 to 20 µg, 5 to 100 µg, 50 µg, 100 µg, 150 µg, 200 µg, 250 µg, 300 µg, 350 µg, 400
µg, 450 µg, 500 µg, 550 µg, 600 µg, 650 µg, 700 µg, 750 µg, 800 µg, 850 µg, 900 µg,
950 µg, 1000 µg, 1050 µg, 1100 µg, 1150 µg, 1200 µg, 1250 µg, 1300 µg, 1350 µg,
25 1400 µg, 1450 µg, 1500 µg, 1550 µg, 1600 µg, 1650 µg, 1700 µg, 1750 µg, 1800 µg,
1850 µg, 1900 µg, 1950 µg, 2000 µg, 2050 µg, 2100 µg, 2150 µg, 2200 µg, 2250 µg,
2300 µg, 2350 µg, 2400 µg, 2450 µg, 2500 µg, 2550 µg, 2600 µg, 2650 µg, 2700 µg,
2750 µg, 2800 µg, 2850 µg, 2900 µg, 2950 µg, 3000 µg, 3250 µg, 3500 µg, 3750 µg,
4000 µg, 4250 µg, 4500 µg, 4750 µg, 5000 µg of a peptide or agonist described
30 herein and from 1 mg to 80 mg (e.g. 1 mg, 5 mg, 10 mg, 15 mg, 20 mg, 25 mg, 30

mg, 35 mg, 40 mg, 45 mg, 50 mg, 55 mg, 60 mg, 65 mg, 70 mg, 75 mg, 80 mg) of Propulsid® (cisapride).

A dosage unit (e.g. an oral dosage unit) can include, for example, from 1 to 30 µg, 1
5 to 40 µg, 1 to 50 µg, 1 to 100 µg, 1 to 200 µg, 1 to 300 µg, 1 to 400 µg, 1 to 500 µg, 1
to 600 µg, 1 to 700 µg, 1 to 800 µg, 1 to 900 µg, 1 to 1000 µg, 10 to 30 µg, 10 to 40
µg, 10 to 50 µg, 10 to 100 µg, 10 to 200 µg, 10 to 300 µg, 10 to 400 µg, 10 to 500 µg,
10 to 600 µg, 10 to 700 µg, 10 to 800 µg, 10 to 900 µg, 10 to 1000 µg, 100 to 200 µg,
100 to 300 µg, 100 to 400 µg, 100 to 500 µg, 100 to 600 µg, 100 to 700 µg, 100 to 800
10 µg, 100 to 900 µg, 100 to 1000 µg, 100 to 1250 µg, 100 to 1500 µg, 100 to 1750 µg,
100 to 2000 µg, 100 to 2250 µg, 100 to 2500 µg, 100 to 2750 µg, 100 to 3000 µg, 200
to 300 µg, 200 to 400 µg, 200 to 500 µg, 200 to 600 µg, 200 to 700 µg, 200 to 800 µg,
200 to 900 µg, 200 to 1000 µg, 200 to 1250 µg, 200 to 1500 µg, 200 to 1750 µg, 200
to 2000 µg, 200 to 2250 µg, 200 to 2500 µg, 200 to 2750 µg, 200 to 3000 µg, 300 to
15 400 µg, 300 to 500 µg, 300 to 600 µg, 300 to 700 µg, 300 to 800 µg, 300 to 900 µg,
300 to 1000 µg, 300 to 1250 µg, 300 to 1500 µg, 300 to 1750 µg, 300 to 2000 µg, 300
to 2250 µg, 300 to 2500 µg, 300 to 2750 µg, 300 to 3000 µg, 400 to 500 µg, 400 to
600 µg, 400 to 700 µg, 400 to 800 µg, 400 to 900 µg, 400 to 1000 µg, 400 to 1250 µg,
400 to 1500 µg, 400 to 1750 µg, 400 to 2000 µg, 400 to 2250 µg, 400 to 2500 µg, 400
20 to 2750 µg, 400 to 3000 µg, 500 to 600 µg, 500 to 700 µg, 500 to 800 µg, 500 to 900
µg, 500 to 1000 µg, 500 to 1250 µg, 500 to 1500 µg, 500 to 1750 µg, 500 to 2000 µg,
500 to 2250 µg, 500 to 2500 µg, 500 to 2750 µg, 500 to 3000 µg, 600 to 700 µg, 600
to 800 µg, 600 to 900 µg, 600 to 1000 µg, 600 to 1250 µg, 600 to 1500 µg, 600 to
1750 µg, 600 to 2000 µg, 600 to 2250 µg, 600 to 2500 µg, 600 to 2750 µg, 600 to
25 3000 µg, 700 to 800 µg, 700 to 900 µg, 700 to 1000 µg, 700 to 1250 µg, 700 to 1500
µg, 700 to 1750 µg, 700 to 2000 µg, 700 to 2250 µg, 700 to 2500 µg, 700 to 2750 µg,
700 to 3000 µg, 800 to 900 µg, 800 to 1000 µg, 800 to 1250 µg, 800 to 1500 µg, 800
to 1750 µg, 800 to 2000 µg, 800 to 2250 µg, 800 to 2500 µg, 800 to 2750 µg, 800 to
3000 µg, 900 to 1000 µg, 900 to 1250 µg, 900 to 1500 µg, 900 to 1750 µg, 900 to
30 2000 µg, 900 to 2250 µg, 900 to 2500 µg, 900 to 2750 µg, 900 to 3000 µg, 1000 to
1250 µg, 1000 to 1500 µg, 1000 to 1750 µg, 1000 to 2000 µg, 1000 to 2250 µg, 1000

to 2500 µg, 1000 to 2750 µg, 1000 to 3000 µg, 2 to 500 µg, 50 to 500 µg, 3 to 100 µg,
 5 to 20 µg, 5 to 100 µg, 50 µg, 100 µg, 150 µg, 200 µg, 250 µg, 300 µg, 350 µg, 400
 µg, 450 µg, 500 µg, 550 µg, 600 µg, 650 µg, 700 µg, 750 µg, 800 µg, 850 µg, 900 µg,
 950 µg, 1000 µg, 1050 µg, 1100 µg, 1150 µg, 1200 µg, 1250 µg, 1300 µg, 1350 µg,
 5 1400 µg, 1450 µg, 1500 µg, 1550 µg, 1600 µg, 1650 µg, 1700 µg, 1750 µg, 1800 µg,
 1850 µg, 1900 µg, 1950 µg, 2000 µg, 2050 µg, 2100 µg, 2150 µg, 2200 µg, 2250 µg,
 2300 µg, 2350 µg, 2400 µg, 2450 µg, 2500 µg, 2550 µg, 2600 µg, 2650 µg, 2700 µg,
 2750 µg, 2800 µg, 2850 µg, 2900 µg, 2950 µg, 3000 µg, 3250 µg, 3500 µg, 3750 µg,
 4000 µg, 4250 µg, 4500 µg, 4750 µg, 5000 µg of a peptide or agonist described
 10 herein and from 10 mg to 600 mg (e.g. 10 mg, 20 mg, 30 mg, 40 mg, 50 mg, 60 mg,
 70 mg, 80 mg, 90 mg, 100 mg, 110 mg, 120 mg, 130 mg, 140 mg, 150 mg, 160 mg,
 200 mg, 250 mg, 300 mg, 350 mg, 400 mg, 450 mg, 500 mg, 550 mg, 600 mg) of
 Bentylo®/Bentylol® (dicyclomine).

15 A dosage unit (e.g. an oral dosage unit) can include, for example, from 1 to 30 µg, 1
 to 40 µg, 1 to 50 µg, 1 to 100 µg, 1 to 200 µg, 1 to 300 µg, 1 to 400 µg, 1 to 500 µg, 1
 to 600 µg, 1 to 700 µg, 1 to 800 µg, 1 to 900 µg, 1 to 1000 µg, 10 to 30 µg, 10 to 40
 µg, 10 to 50 µg, 10 to 100 µg, 10 to 200 µg, 10 to 300 µg, 10 to 400 µg, 10 to 500 µg,
 10 to 600 µg, 10 to 700 µg, 10 to 800 µg, 10 to 900 µg, 10 to 1000 µg, 100 to 200 µg,
 20 100 to 300 µg, 100 to 400 µg, 100 to 500 µg, 100 to 600 µg, 100 to 700 µg, 100 to 800
 µg, 100 to 900 µg, 100 to 1000 µg, 100 to 1250 µg, 100 to 1500 µg, 100 to 1750 µg,
 100 to 2000 µg, 100 to 2250 µg, 100 to 2500 µg, 100 to 2750 µg, 100 to 3000 µg, 200
 to 300 µg, 200 to 400 µg, 200 to 500 µg, 200 to 600 µg, 200 to 700 µg, 200 to 800 µg,
 200 to 900 µg, 200 to 1000 µg, 200 to 1250 µg, 200 to 1500 µg, 200 to 1750 µg, 200
 25 to 2000 µg, 200 to 2250 µg, 200 to 2500 µg, 200 to 2750 µg, 200 to 3000 µg, 300 to
 400 µg, 300 to 500 µg, 300 to 600 µg, 300 to 700 µg, 300 to 800 µg, 300 to 900 µg,
 300 to 1000 µg, 300 to 1250 µg, 300 to 1500 µg, 300 to 1750 µg, 300 to 2000 µg, 300
 to 2250 µg, 300 to 2500 µg, 300 to 2750 µg, 300 to 3000 µg, 400 to 500 µg, 400 to
 600 µg, 400 to 700 µg, 400 to 800 µg, 400 to 900 µg, 400 to 1000 µg, 400 to 1250 µg,
 30 400 to 1500 µg, 400 to 1750 µg, 400 to 2000 µg, 400 to 2250 µg, 400 to 2500 µg, 400
 to 2750 µg, 400 to 3000 µg, 500 to 600 µg, 500 to 700 µg, 500 to 800 µg, 500 to 900

5 μg , 500 to 1000 μg , 500 to 1250 μg , 500 to 1500 μg , 500 to 1750 μg , 500 to 2000 μg ,
500 to 2250 μg , 500 to 2500 μg , 500 to 2750 μg , 500 to 3000 μg , 600 to 700 μg , 600
to 800 μg , 600 to 900 μg , 600 to 1000 μg , 600 to 1250 μg , 600 to 1500 μg , 600 to
1750 μg , 600 to 2000 μg , 600 to 2250 μg , 600 to 2500 μg , 600 to 2750 μg , 600 to
3000 μg , 700 to 800 μg , 700 to 900 μg , 700 to 1000 μg , 700 to 1250 μg , 700 to 1500
10 μg , 700 to 1750 μg , 700 to 2000 μg , 700 to 2250 μg , 700 to 2500 μg , 700 to 2750 μg ,
700 to 3000 μg , 800 to 900 μg , 800 to 1000 μg , 800 to 1250 μg , 800 to 1500 μg , 800
to 1750 μg , 800 to 2000 μg , 800 to 2250 μg , 800 to 2500 μg , 800 to 2750 μg , 800 to
3000 μg , 900 to 1000 μg , 900 to 1250 μg , 900 to 1500 μg , 900 to 1750 μg , 900 to
2000 μg , 900 to 2250 μg , 900 to 2500 μg , 900 to 2750 μg , 900 to 3000 μg , 1000 to
1250 μg , 1000 to 1500 μg , 1000 to 1750 μg , 1000 to 2000 μg , 1000 to 2250 μg , 1000
to 2500 μg , 1000 to 2750 μg , 1000 to 3000 μg , 2 to 500 μg , 50 to 500 μg , 3 to 100 μg ,
5 to 20 μg , 5 to 100 μg , 50 μg , 100 μg , 150 μg , 200 μg , 250 μg , 300 μg , 350 μg , 400
15 μg , 450 μg , 500 μg , 550 μg , 600 μg , 650 μg , 700 μg , 750 μg , 800 μg , 850 μg , 900 μg ,
950 μg , 1000 μg , 1050 μg , 1100 μg , 1150 μg , 1200 μg , 1250 μg , 1300 μg , 1350 μg ,
1400 μg , 1450 μg , 1500 μg , 1550 μg , 1600 μg , 1650 μg , 1700 μg , 1750 μg , 1800 μg ,
1850 μg , 1900 μg , 1950 μg , 2000 μg , 2050 μg , 2100 μg , 2150 μg , 2200 μg , 2250 μg ,
2300 μg , 2350 μg , 2400 μg , 2450 μg , 2500 μg , 2550 μg , 2600 μg , 2650 μg , 2700 μg ,
2750 μg , 2800 μg , 2850 μg , 2900 μg , 2950 μg , 3000 μg , 3250 μg , 3500 μg , 3750 μg ,
20 4000 μg , 4250 μg , 4500 μg , 4750 μg , 5000 μg of a peptide or agonist described
herein and from 1 mg to 25 mg (e.g. 1 mg, 2 mg, 3 mg, 4 mg, 5 mg, 6 mg, 7 mg, 8 mg,
9 mg, 10 mg, 11 mg, 12 mg, 13 mg, 14 mg, 15 mg, 16 mg, 17 mg, 18 mg, 19 mg, 20
mg, 21 mg, 22 mg, 23 mg, 24 mg, 25 mg) of Questran® (cholestyramine).

25 A dosage unit (e.g. an oral dosage unit) can include, for example, from 1 to 30 μg , 1
to 40 μg , 1 to 50 μg , 1 to 100 μg , 1 to 200 μg , 1 to 300 μg , 1 to 400 μg , 1 to 500 μg , 1
to 600 μg , 1 to 700 μg , 1 to 800 μg , 1 to 900 μg , 1 to 1000 μg , 10 to 30 μg , 10 to 40
 μg , 10 to 50 μg , 10 to 100 μg , 10 to 200 μg , 10 to 300 μg , 10 to 400 μg , 10 to 500 μg ,
10 to 600 μg , 10 to 700 μg , 10 to 800 μg , 10 to 900 μg , 10 to 1000 μg , 100 to 200 μg ,
30 100 to 300 μg , 100 to 400 μg , 100 to 500 μg , 100 to 600 μg , 100 to 700 μg , 100 to 800
 μg , 100 to 900 μg , 100 to 1000 μg , 100 to 1250 μg , 100 to 1500 μg , 100 to 1750 μg ,

100 to 2000 µg, 100 to 2250 µg, 100 to 2500 µg, 100 to 2750 µg, 100 to 3000 µg, 200
to 300 µg, 200 to 400 µg, 200 to 500 µg, 200 to 600 µg, 200 to 700 µg, 200 to 800 µg,
200 to 900 µg, 200 to 1000 µg, 200 to 1250 µg, 200 to 1500 µg, 200 to 1750 µg, 200
to 2000 µg, 200 to 2250 µg, 200 to 2500 µg, 200 to 2750 µg, 200 to 3000 µg, 300 to
5 400 µg, 300 to 500 µg, 300 to 600 µg, 300 to 700 µg, 300 to 800 µg, 300 to 900 µg,
300 to 1000 µg, 300 to 1250 µg, 300 to 1500 µg, 300 to 1750 µg, 300 to 2000 µg, 300
to 2250 µg, 300 to 2500 µg, 300 to 2750 µg, 300 to 3000 µg, 400 to 500 µg, 400 to
600 µg, 400 to 700 µg, 400 to 800 µg, 400 to 900 µg, 400 to 1000 µg, 400 to 1250 µg,
400 to 1500 µg, 400 to 1750 µg, 400 to 2000 µg, 400 to 2250 µg, 400 to 2500 µg, 400
10 to 2750 µg, 400 to 3000 µg, 500 to 600 µg, 500 to 700 µg, 500 to 800 µg, 500 to 900
µg, 500 to 1000 µg, 500 to 1250 µg, 500 to 1500 µg, 500 to 1750 µg, 500 to 2000 µg,
500 to 2250 µg, 500 to 2500 µg, 500 to 2750 µg, 500 to 3000 µg, 600 to 700 µg, 600
to 800 µg, 600 to 900 µg, 600 to 1000 µg, 600 to 1250 µg, 600 to 1500 µg, 600 to
1750 µg, 600 to 2000 µg, 600 to 2250 µg, 600 to 2500 µg, 600 to 2750 µg, 600 to
15 3000 µg, 700 to 800 µg, 700 to 900 µg, 700 to 1000 µg, 700 to 1250 µg, 700 to 1500
µg, 700 to 1750 µg, 700 to 2000 µg, 700 to 2250 µg, 700 to 2500 µg, 700 to 2750 µg,
700 to 3000 µg, 800 to 900 µg, 800 to 1000 µg, 800 to 1250 µg, 800 to 1500 µg, 800
to 1750 µg, 800 to 2000 µg, 800 to 2250 µg, 800 to 2500 µg, 800 to 2750 µg, 800 to
3000 µg, 900 to 1000 µg, 900 to 1250 µg, 900 to 1500 µg, 900 to 1750 µg, 900 to
20 2000 µg, 900 to 2250 µg, 900 to 2500 µg, 900 to 2750 µg, 900 to 3000 µg, 1000 to
1250 µg, 1000 to 1500 µg, 1000 to 1750 µg, 1000 to 2000 µg, 1000 to 2250 µg, 1000
to 2500 µg, 1000 to 2750 µg, 1000 to 3000 µg, 2 to 500 µg, 5 to 500 µg, 3 to 100 µg,
5 to 20 µg, 5 to 100 µg, 50 µg, 100 µg, 150 µg, 200 µg, 250 µg, 300 µg, 350 µg, 400
µg, 450 µg, 500 µg, 550 µg, 600 µg, 650 µg, 700 µg, 750 µg, 800 µg, 850 µg, 900 µg,
25 950 µg, 1000 µg, 1050 µg, 1100 µg, 1150 µg, 1200 µg, 1250 µg, 1300 µg, 1350 µg,
1400 µg, 1450 µg, 1500 µg, 1550 µg, 1600 µg, 1650 µg, 1700 µg, 1750 µg, 1800 µg,
1850 µg, 1900 µg, 1950 µg, 2000 µg, 2050 µg, 2100 µg, 2150 µg, 2200 µg, 2250 µg,
2300 µg, 2350 µg, 2400 µg, 2450 µg, 2500 µg, 2550 µg, 2600 µg, 2650 µg, 2700 µg,
2750 µg, 2800 µg, 2850 µg, 2900 µg, 2950 µg, 3000 µg, 3250 µg, 3500 µg, 3750 µg,
30 4000 µg, 4250 µg, 4500 µg, 4750 µg, 5000 µg of a peptide or agonist described
herein and from 100 mg to 3000 mg (e.g. 100 mg, 200 mg, 300 mg, 400 mg, 500 mg,

600 mg, 625 mg, 700 mg, 800 mg, 900 mg, 1000 mg, 1250 mg, 1300 mg, 1400 mg, 1500 mg, 1600 mg, 1700 mg, 1800 mg, 1875 mg, 1900 mg, 2000 mg, 2100 mg, 2200 mg, 2300 mg, 2400 mg, 2500 mg.) of Equalactin®/Fibercon® (Calcium Polycarbophil).

5

A dosage unit (e.g. an oral dosage unit) can include, for example, from 1 to 30 µg, 1 to 40 µg, 1 to 50 µg, 1 to 100 µg, 1 to 200 µg, 1 to 300 µg, 1 to 400 µg, 1 to 500 µg, 1 to 600 µg, 1 to 700 µg, 1 to 800 µg, 1 to 900 µg, 1 to 1000 µg, 10 to 30 µg, 10 to 40 µg, 10 to 50 µg, 10 to 100 µg, 10 to 200 µg, 10 to 300 µg, 10 to 400 µg, 10 to 500 µg, 10 to 600 µg, 10 to 700 µg, 10 to 800 µg, 10 to 900 µg, 10 to 1000 µg, 100 to 200 µg, 100 to 300 µg, 100 to 400 µg, 100 to 500 µg, 100 to 600 µg, 100 to 700 µg, 100 to 800 µg, 100 to 900 µg, 100 to 1000 µg, 100 to 1250 µg, 100 to 1500 µg, 100 to 1750 µg, 100 to 2000 µg, 100 to 2250 µg, 100 to 2500 µg, 100 to 2750 µg, 100 to 3000 µg, 200 to 300 µg, 200 to 400 µg, 200 to 500 µg, 200 to 600 µg, 200 to 700 µg, 200 to 800 µg, 200 to 900 µg, 200 to 1000 µg, 200 to 1250 µg, 200 to 1500 µg, 200 to 1750 µg, 200 to 2000 µg, 200 to 2250 µg, 200 to 2500 µg, 200 to 2750 µg, 200 to 3000 µg, 300 to 400 µg, 300 to 500 µg, 300 to 600 µg, 300 to 700 µg, 300 to 800 µg, 300 to 900 µg, 300 to 1000 µg, 300 to 1250 µg, 300 to 1500 µg, 300 to 1750 µg, 300 to 2000 µg, 300 to 2250 µg, 300 to 2500 µg, 300 to 2750 µg, 300 to 3000 µg, 400 to 500 µg, 400 to 600 µg, 400 to 700 µg, 400 to 800 µg, 400 to 900 µg, 400 to 1000 µg, 400 to 1250 µg, 400 to 1500 µg, 400 to 1750 µg, 400 to 2000 µg, 400 to 2250 µg, 400 to 2500 µg, 400 to 2750 µg, 400 to 3000 µg, 500 to 600 µg, 500 to 700 µg, 500 to 800 µg, 500 to 900 µg, 500 to 1000 µg, 500 to 1250 µg, 500 to 1500 µg, 500 to 1750 µg, 500 to 2000 µg, 500 to 2250 µg, 500 to 2500 µg, 500 to 2750 µg, 500 to 3000 µg, 600 to 700 µg, 600 to 800 µg, 600 to 900 µg, 600 to 1000 µg, 600 to 1250 µg, 600 to 1500 µg, 600 to 1750 µg, 600 to 2000 µg, 600 to 2250 µg, 600 to 2500 µg, 600 to 2750 µg, 600 to 3000 µg, 700 to 800 µg, 700 to 900 µg, 700 to 1000 µg, 700 to 1250 µg, 700 to 1500 µg, 700 to 1750 µg, 700 to 2000 µg, 700 to 2250 µg, 700 to 2500 µg, 700 to 2750 µg, 700 to 3000 µg, 800 to 900 µg, 800 to 1000 µg, 800 to 1250 µg, 800 to 1500 µg, 800 to 1750 µg, 800 to 2000 µg, 800 to 2250 µg, 800 to 2500 µg, 800 to 2750 µg, 800 to 3000 µg, 900 to 1000 µg, 900 to 1250 µg, 900 to 1500 µg, 900 to 1750 µg, 900 to

2000 µg, 900 to 2250 µg, 900 to 2500 µg, 900 to 2750 µg, 900 to 3000 µg, 1000 to
1250 µg, 1000 to 1500 µg, 1000 to 1750 µg, 1000 to 2000 µg, 1000 to 2250 µg, 1000
to 2500 µg, 1000 to 2750 µg, 1000 to 3000 µg, 2 to 500 µg, 50 to 500 µg, 3 to 100 µg,
5 to 20 µg, 5 to 100 µg, 50 µg, 100 µg, 150 µg, 200 µg, 250 µg, 300 µg, 350 µg, 400
5 µg, 450 µg, 500 µg, 550 µg, 600 µg, 650 µg, 700 µg, 750 µg, 800 µg, 850 µg, 900 µg,
950 µg, 1000 µg, 1050 µg, 1100 µg, 1150 µg, 1200 µg, 1250 µg, 1300 µg, 1350 µg,
1400 µg, 1450 µg, 1500 µg, 1550 µg, 1600 µg, 1650 µg, 1700 µg, 1750 µg, 1800 µg,
1850 µg, 1900 µg, 1950 µg, 2000 µg, 2050 µg, 2100 µg, 2150 µg, 2200 µg, 2250 µg,
2300 µg, 2350 µg, 2400 µg, 2450 µg, 2500 µg, 2550 µg, 2600 µg, 2650 µg, 2700 µg,
10 2750 µg, 2800 µg, 2850 µg, 2900 µg, 2950 µg, 3000 µg, 3250 µg, 3500 µg, 3750 µg,
4000 µg, 4250 µg, 4500 µg, 4750 µg, 5000 µg of a peptide or agonist described
herein and from 1 mg to 20 mg (e.g. 1 mg, 2 mg, 2.5 mg, 3 mg, 4 mg, 5 mg, 6 mg, 7
mg, 7.5 mg, 8 mg, 9 mg, 10 mg, 11 mg, 12 mg, 12.5 mg, 13 mg, 14 mg, 15 mg, 16
mg, 17.5 mg, 18 mg, 19 mg, 20 mg) of darifenacin (Enablex®).

15

A dosage unit (e.g. an oral dosage unit) can include, for example, from 1 to 30 µg, 1
to 40 µg, 1 to 50 µg, 1 to 100 µg, 1 to 200 µg, 1 to 300 µg, 1 to 400 µg, 1 to 500 µg, 1
to 600 µg, 1 to 700 µg, 1 to 800 µg, 1 to 900 µg, 1 to 1000 µg, 10 to 30 µg, 10 to 40
µg, 10 to 50 µg, 10 to 100 µg, 10 to 200 µg, 10 to 300 µg, 10 to 400 µg, 10 to 500 µg,
20 10 to 600 µg, 10 to 700 µg, 10 to 800 µg, 10 to 900 µg, 10 to 1000 µg, 100 to 200 µg,
100 to 300 µg, 100 to 400 µg, 100 to 500 µg, 100 to 600 µg, 100 to 700 µg, 100 to 800
µg, 100 to 900 µg, 100 to 1000 µg, 100 to 1250 µg, 100 to 1500 µg, 100 to 1750 µg,
100 to 2000 µg, 100 to 2250 µg, 100 to 2500 µg, 100 to 2750 µg, 100 to 3000 µg, 200
to 300 µg, 200 to 400 µg, 200 to 500 µg, 200 to 600 µg, 200 to 700 µg, 200 to 800 µg,
25 200 to 900 µg, 200 to 1000 µg, 200 to 1250 µg, 200 to 1500 µg, 200 to 1750 µg, 200
to 2000 µg, 200 to 2250 µg, 200 to 2500 µg, 200 to 2750 µg, 200 to 3000 µg, 300 to
400 µg, 300 to 500 µg, 300 to 600 µg, 300 to 700 µg, 300 to 800 µg, 300 to 900 µg,
300 to 1000 µg, 300 to 1250 µg, 300 to 1500 µg, 300 to 1750 µg, 300 to 2000 µg, 300
to 2250 µg, 300 to 2500 µg, 300 to 2750 µg, 300 to 3000 µg, 400 to 500 µg, 400 to
30 600 µg, 400 to 700 µg, 400 to 800 µg, 400 to 900 µg, 400 to 1000 µg, 400 to 1250 µg,
400 to 1500 µg, 400 to 1750 µg, 400 to 2000 µg, 400 to 2250 µg, 400 to 2500 µg, 400

to 2750 µg, 400 to 3000 µg, 500 to 600 µg, 500 to 700 µg, 500 to 800 µg, 500 to 900 µg, 500 to 1000 µg, 500 to 1250 µg, 500 to 1500 µg, 500 to 1750 µg, 500 to 2000 µg, 500 to 2250 µg, 500 to 2500 µg, 500 to 2750 µg, 500 to 3000 µg, 600 to 700 µg, 600 to 800 µg, 600 to 900 µg, 600 to 1000 µg, 600 to 1250 µg, 600 to 1500 µg, 600 to 1750 µg, 600 to 2000 µg, 600 to 2250 µg, 600 to 2500 µg, 600 to 2750 µg, 600 to 3000 µg, 700 to 800 µg, 700 to 900 µg, 700 to 1000 µg, 700 to 1250 µg, 700 to 1500 µg, 700 to 1750 µg, 700 to 2000 µg, 700 to 2250 µg, 700 to 2500 µg, 700 to 2750 µg, 700 to 3000 µg, 800 to 900 µg, 800 to 1000 µg, 800 to 1250 µg, 800 to 1500 µg, 800 to 1750 µg, 800 to 2000 µg, 800 to 2250 µg, 800 to 2500 µg, 800 to 2750 µg, 800 to 3000 µg, 900 to 1000 µg, 900 to 1250 µg, 900 to 1500 µg, 900 to 1750 µg, 900 to 2000 µg, 900 to 2250 µg, 900 to 2500 µg, 900 to 2750 µg, 900 to 3000 µg, 1000 to 1250 µg, 1000 to 1500 µg, 1000 to 1750 µg, 1000 to 2000 µg, 1000 to 2250 µg, 1000 to 2500 µg, 1000 to 2750 µg, 1000 to 3000 µg, 2 to 500 µg, 50 to 500 µg, 3 to 100 µg, 5 to 20 µg, 5 to 100 µg, 50 µg, 100 µg, 150 µg, 200 µg, 250 µg, 300 µg, 350 µg, 400 µg, 450 µg, 500 µg, 550 µg, 600 µg, 650 µg, 700 µg, 750 µg, 800 µg, 850 µg, 900 µg, 950 µg, 1000 µg, 1050 µg, 1100 µg, 1150 µg, 1200 µg, 1250 µg, 1300 µg, 1350 µg, 1400 µg, 1450 µg, 1500 µg, 1550 µg, 1600 µg, 1650 µg, 1700 µg, 1750 µg, 1800 µg, 1850 µg, 1900 µg, 1950 µg, 2000 µg, 2050 µg, 2100 µg, 2150 µg, 2200 µg, 2250 µg, 2300 µg, 2350 µg, 2400 µg, 2450 µg, 2500 µg, 2550 µg, 2600 µg, 2650 µg, 2700 µg, 2750 µg, 2800 µg, 2850 µg, 2900 µg, 2950 µg, 3000 µg, 3250 µg, 3500 µg, 3750 µg, 4000 µg, 4250 µg, 4500 µg, 4750 µg, 5000 µg of a peptide or agonist described herein and from 1 mg to 250 mg (e.g. 1 mg, 2 mg, 3 mg, 4 mg, 5 mg, 6 mg, 7 mg, 8 mg, 9 mg, 10 mg, 20 mg, 30 mg, 40 mg, 50 mg, 60 mg, 70 mg, 80 mg, 90 mg, 100 mg, 110 mg, 120 mg, 130 mg, 140 mg, 150 mg, 160 mg, 170 mg, 180 mg, 190 mg, 200 mg, 210 mg, 220 mg, 230 mg, 240 mg, 250 mg) of Ondansetron HCl (Zofran®).

A dosage unit (e.g. an oral dosage unit) can include, for example, from 1 to 30 µg, 1 to 40 µg, 1 to 50 µg, 1 to 100 µg, 1 to 200 µg, 1 to 300 µg, 1 to 400 µg, 1 to 500 µg, 1 to 600 µg, 1 to 700 µg, 1 to 800 µg, 1 to 900 µg, 1 to 1000 µg, 10 to 30 µg, 10 to 40 µg, 10 to 50 µg, 10 to 100 µg, 10 to 200 µg, 10 to 300 µg, 10 to 400 µg, 10 to 500 µg, 10 to 600 µg, 10 to 700 µg, 10 to 800 µg, 10 to 900 µg, 10 to 1000 µg, 100 to 200 µg,

100 to 300 µg, 100 to 400 µg, 100 to 500 µg, 100 to 600 µg, 100 to 700 µg, 100 to 800
µg, 100 to 900 µg, 100 to 1000 µg, 100 to 1250 µg, 100 to 1500 µg, 100 to 1750 µg,
100 to 2000 µg, 100 to 2250 µg, 100 to 2500 µg, 100 to 2750 µg, 100 to 3000 µg, 200
to 300 µg, 200 to 400 µg, 200 to 500 µg, 200 to 600 µg, 200 to 700 µg, 200 to 800 µg,
5 200 to 900 µg, 200 to 1000 µg, 200 to 1250 µg, 200 to 1500 µg, 200 to 1750 µg, 200
to 2000 µg, 200 to 2250 µg, 200 to 2500 µg, 200 to 2750 µg, 200 to 3000 µg, 300 to
400 µg, 300 to 500 µg, 300 to 600 µg, 300 to 700 µg, 300 to 800 µg, 300 to 900 µg,
300 to 1000 µg, 300 to 1250 µg, 300 to 1500 µg, 300 to 1750 µg, 300 to 2000 µg, 300
to 2250 µg, 300 to 2500 µg, 300 to 2750 µg, 300 to 3000 µg, 400 to 500 µg, 400 to
10 600 µg, 400 to 700 µg, 400 to 800 µg, 400 to 900 µg, 400 to 1000 µg, 400 to 1250 µg,
400 to 1500 µg, 400 to 1750 µg, 400 to 2000 µg, 400 to 2250 µg, 400 to 2500 µg, 400
to 2750 µg, 400 to 3000 µg, 500 to 600 µg, 500 to 700 µg, 500 to 800 µg, 500 to 900
µg, 500 to 1000 µg, 500 to 1250 µg, 500 to 1500 µg, 500 to 1750 µg, 500 to 2000 µg,
500 to 2250 µg, 500 to 2500 µg, 500 to 2750 µg, 500 to 3000 µg, 600 to 700 µg, 600
15 to 800 µg, 600 to 900 µg, 600 to 1000 µg, 600 to 1250 µg, 600 to 1500 µg, 600 to
1750 µg, 600 to 2000 µg, 600 to 2250 µg, 600 to 2500 µg, 600 to 2750 µg, 600 to
3000 µg, 700 to 800 µg, 700 to 900 µg, 700 to 1000 µg, 700 to 1250 µg, 700 to 1500
µg, 700 to 1750 µg, 700 to 2000 µg, 700 to 2250 µg, 700 to 2500 µg, 700 to 2750 µg,
700 to 3000 µg, 800 to 900 µg, 800 to 1000 µg, 800 to 1250 µg, 800 to 1500 µg, 800
20 to 1750 µg, 800 to 2000 µg, 800 to 2250 µg, 800 to 2500 µg, 800 to 2750 µg, 800 to
3000 µg, 900 to 1000 µg, 900 to 1250 µg, 900 to 1500 µg, 900 to 1750 µg, 900 to
2000 µg, 900 to 2250 µg, 900 to 2500 µg, 900 to 2750 µg, 900 to 3000 µg, 1000 to
1250 µg, 1000 to 1500 µg, 1000 to 1750 µg, 1000 to 2000 µg, 1000 to 2250 µg, 1000
to 2500 µg, 1000 to 2750 µg, 1000 to 3000 µg, 2 to 500 µg, 50 to 500 µg, 3 to 100 µg,
25 5 to 20 µg, 5 to 100 µg, 50 µg, 100 µg, 150 µg, 200 µg, 250 µg, 300 µg, 350 µg, 400
µg, 450 µg, 500 µg, 550 µg, 600 µg, 650 µg, 700 µg, 750 µg, 800 µg, 850 µg, 900 µg,
950 µg, 1000 µg, 1050 µg, 1100 µg, 1150 µg, 1200 µg, 1250 µg, 1300 µg, 1350 µg,
1400 µg, 1450 µg, 1500 µg, 1550 µg, 1600 µg, 1650 µg, 1700 µg, 1750 µg, 1800 µg,
1850 µg, 1900 µg, 1950 µg, 2000 µg, 2050 µg, 2100 µg, 2150 µg, 2200 µg, 2250 µg,
30 2300 µg, 2350 µg, 2400 µg, 2450 µg, 2500 µg, 2550 µg, 2600 µg, 2650 µg, 2700 µg,
2750 µg, 2800 µg, 2850 µg, 2900 µg, 2950 µg, 3000 µg, 3250 µg, 3500 µg, 3750 µg,

4000 µg, 4250 µg, 4500 µg, 4750 µg, 5000 µg of a peptide or agonist described herein and from 1 mg to 3000 mg (e.g. 1 mg, 2 mg, 3 mg, 4 mg, 5 mg, 6 mg, 7 mg, 8 mg, 9 mg, 10 mg, 20 mg, 30 mg, 40 mg, 50 mg, 60 mg, 70 mg, 80 mg, 90 mg, 100 mg, 200 mg, 250 mg, 300 mg, 350 mg, 400 mg, 450 mg, 500 mg, 750 mg, 1000 mg, 1250 mg, 1500 mg, 1750 mg, 2000 mg, 2250 mg, 2500 mg, 2750 mg, 3000 mg) of Cimetropium (Alginor®).

A dosage unit (e.g. an oral dosage unit) can include, for example, from 1 to 30 µg, 1 to 40 µg, 1 to 50 µg, 1 to 100 µg, 1 to 200 µg, 1 to 300 µg, 1 to 400 µg, 1 to 500 µg, 1 to 600 µg, 1 to 700 µg, 1 to 800 µg, 1 to 900 µg, 1 to 1000 µg, 10 to 30 µg, 10 to 40 µg, 10 to 50 µg, 10 to 100 µg, 10 to 200 µg, 10 to 300 µg, 10 to 400 µg, 10 to 500 µg, 10 to 600 µg, 10 to 700 µg, 10 to 800 µg, 10 to 900 µg, 10 to 1000 µg, 100 to 200 µg, 100 to 300 µg, 100 to 400 µg, 100 to 500 µg, 100 to 600 µg, 100 to 700 µg, 100 to 800 µg, 100 to 900 µg, 100 to 1000 µg, 100 to 1250 µg, 100 to 1500 µg, 100 to 1750 µg, 100 to 2000 µg, 100 to 2250 µg, 100 to 2500 µg, 100 to 2750 µg, 100 to 3000 µg, 200 to 300 µg, 200 to 400 µg, 200 to 500 µg, 200 to 600 µg, 200 to 700 µg, 200 to 800 µg, 200 to 900 µg, 200 to 1000 µg, 200 to 1250 µg, 200 to 1500 µg, 200 to 1750 µg, 200 to 2000 µg, 200 to 2250 µg, 200 to 2500 µg, 200 to 2750 µg, 200 to 3000 µg, 300 to 400 µg, 300 to 500 µg, 300 to 600 µg, 300 to 700 µg, 300 to 800 µg, 300 to 900 µg, 300 to 1000 µg, 300 to 1250 µg, 300 to 1500 µg, 300 to 1750 µg, 300 to 2000 µg, 300 to 2250 µg, 300 to 2500 µg, 300 to 2750 µg, 300 to 3000 µg, 400 to 500 µg, 400 to 600 µg, 400 to 700 µg, 400 to 800 µg, 400 to 900 µg, 400 to 1000 µg, 400 to 1250 µg, 400 to 1500 µg, 400 to 1750 µg, 400 to 2000 µg, 400 to 2250 µg, 400 to 2500 µg, 400 to 2750 µg, 400 to 3000 µg, 500 to 600 µg, 500 to 700 µg, 500 to 800 µg, 500 to 900 µg, 500 to 1000 µg, 500 to 1250 µg, 500 to 1500 µg, 500 to 1750 µg, 500 to 2000 µg, 500 to 2250 µg, 500 to 2500 µg, 500 to 2750 µg, 500 to 3000 µg, 600 to 700 µg, 600 to 800 µg, 600 to 900 µg, 600 to 1000 µg, 600 to 1250 µg, 600 to 1500 µg, 600 to 1750 µg, 600 to 2000 µg, 600 to 2250 µg, 600 to 2500 µg, 600 to 2750 µg, 600 to 3000 µg, 700 to 800 µg, 700 to 900 µg, 700 to 1000 µg, 700 to 1250 µg, 700 to 1500 µg, 700 to 1750 µg, 700 to 2000 µg, 700 to 2250 µg, 700 to 2500 µg, 700 to 2750 µg, 700 to 3000 µg, 800 to 900 µg, 800 to 1000 µg, 800 to 1250 µg, 800 to 1500 µg, 800

to 1750 µg, 800 to 2000 µg, 800 to 2250 µg, 800 to 2500 µg, 800 to 2750 µg, 800 to 3000 µg, 900 to 1000 µg, 900 to 1250 µg, 900 to 1500 µg, 900 to 1750 µg, 900 to 2000 µg, 900 to 2250 µg, 900 to 2500 µg, 900 to 2750 µg, 900 to 3000 µg, 1000 to 1250 µg, 1000 to 1500 µg, 1000 to 1750 µg, 1000 to 2000 µg, 1000 to 2250 µg, 1000 to 2500 µg, 1000 to 2750 µg, 1000 to 3000 µg, 2 to 500 µg, 50 to 500 µg, 3 to 100 µg, 5 to 20 µg, 5 to 100 µg, 50 µg, 100 µg, 150 µg, 200 µg, 250 µg, 300 µg, 350 µg, 400 µg, 450 µg, 500 µg, 550 µg, 600 µg, 650 µg, 700 µg, 750 µg, 800 µg, 850 µg, 900 µg, 950 µg, 1000 µg, 1050 µg, 1100 µg, 1150 µg, 1200 µg, 1250 µg, 1300 µg, 1350 µg, 1400 µg, 1450 µg, 1500 µg, 1550 µg, 1600 µg, 1650 µg, 1700 µg, 1750 µg, 1800 µg, 1850 µg, 1900 µg, 1950 µg, 2000 µg, 2050 µg, 2100 µg, 2150 µg, 2200 µg, 2250 µg, 2300 µg, 2350 µg, 2400 µg, 2450 µg, 2500 µg, 2550 µg, 2600 µg, 2650 µg, 2700 µg, 2750 µg, 2800 µg, 2850 µg, 2900 µg, 2950 µg, 3000 µg, 3250 µg, 3500 µg, 3750 µg, 4000 µg, 4250 µg, 4500 µg, 4750 µg, 5000 µg of a peptide or agonist described herein and from 1 mg to 1000 mg (e.g. 1 mg, 5 mg, 10 mg, 15 mg, 20 mg, 25 mg, 30 mg, 35 mg, 40 mg, 45 mg, 50 mg, 75 mg, 100 mg, 150 mg, 200 mg, 250 mg, 300 mg, 350 mg, 400 mg, 450 mg, 500 mg, 550 mg, 600 mg, 650 mg, 700 mg, 750 mg, 800 mg, 850 mg, 900 mg, 950 mg, 1000 mg) of Dolasetron (Anzemet®).

A dosage unit (e.g. an oral dosage unit) can include, for example, from 1 to 30 µg, 1 to 40 µg, 1 to 50 µg, 1 to 100 µg, 1 to 200 µg, 1 to 300 µg, 1 to 400 µg, 1 to 500 µg, 1 to 600 µg, 1 to 700 µg, 1 to 800 µg, 1 to 900 µg, 1 to 1000 µg, 10 to 30 µg, 10 to 40 µg, 10 to 50 µg, 10 to 100 µg, 10 to 200 µg, 10 to 300 µg, 10 to 400 µg, 10 to 500 µg, 10 to 600 µg, 10 to 700 µg, 10 to 800 µg, 10 to 900 µg, 10 to 1000 µg, 100 to 200 µg, 100 to 300 µg, 100 to 400 µg, 100 to 500 µg, 100 to 600 µg, 100 to 700 µg, 100 to 800 µg, 100 to 900 µg, 100 to 1000 µg, 100 to 1250 µg, 100 to 1500 µg, 100 to 1750 µg, 100 to 2000 µg, 100 to 2250 µg, 100 to 2500 µg, 100 to 2750 µg, 100 to 3000 µg, 200 to 300 µg, 200 to 400 µg, 200 to 500 µg, 200 to 600 µg, 200 to 700 µg, 200 to 800 µg, 200 to 900 µg, 200 to 1000 µg, 200 to 1250 µg, 200 to 1500 µg, 200 to 1750 µg, 200 to 2000 µg, 200 to 2250 µg, 200 to 2500 µg, 200 to 2750 µg, 200 to 3000 µg, 300 to 400 µg, 300 to 500 µg, 300 to 600 µg, 300 to 700 µg, 300 to 800 µg, 300 to 900 µg, 300 to 1000 µg, 300 to 1250 µg, 300 to 1500 µg, 300 to 1750 µg, 300 to 2000 µg, 300

to 2250 µg, 300 to 2500 µg, 300 to 2750 µg, 300 to 3000 µg, 400 to 500 µg, 400 to
600 µg, 400 to 700 µg, 400 to 800 µg, 400 to 900 µg, 400 to 1000 µg, 400 to 1250 µg,
400 to 1500 µg, 400 to 1750 µg, 400 to 2000 µg, 400 to 2250 µg, 400 to 2500 µg, 400
to 2750 µg, 400 to 3000 µg, 500 to 600 µg, 500 to 700 µg, 500 to 800 µg, 500 to 900
5 µg, 500 to 1000 µg, 500 to 1250 µg, 500 to 1500 µg, 500 to 1750 µg, 500 to 2000 µg,
500 to 2250 µg, 500 to 2500 µg, 500 to 2750 µg, 500 to 3000 µg, 600 to 700 µg, 600
to 800 µg, 600 to 900 µg, 600 to 1000 µg, 600 to 1250 µg, 600 to 1500 µg, 600 to
1750 µg, 600 to 2000 µg, 600 to 2250 µg, 600 to 2500 µg, 600 to 2750 µg, 600 to
3000 µg, 700 to 800 µg, 700 to 900 µg, 700 to 1000 µg, 700 to 1250 µg, 700 to 1500
10 µg, 700 to 1750 µg, 700 to 2000 µg, 700 to 2250 µg, 700 to 2500 µg, 700 to 2750 µg,
700 to 3000 µg, 800 to 900 µg, 800 to 1000 µg, 800 to 1250 µg, 800 to 1500 µg, 800
to 1750 µg, 800 to 2000 µg, 800 to 2250 µg, 800 to 2500 µg, 800 to 2750 µg, 800 to
3000 µg, 900 to 1000 µg, 900 to 1250 µg, 900 to 1500 µg, 900 to 1750 µg, 900 to
2000 µg, 900 to 2250 µg, 900 to 2500 µg, 900 to 2750 µg, 900 to 3000 µg, 1000 to
15 µg, 1000 to 1500 µg, 1000 to 1750 µg, 1000 to 2000 µg, 1000 to 2250 µg, 1000
to 2500 µg, 1000 to 2750 µg, 1000 to 3000 µg, 2 to 500 µg, 5 to 500 µg, 3 to 100 µg,
5 to 20 µg, 5 to 100 µg, 50 µg, 100 µg, 150 µg, 200 µg, 250 µg, 300 µg, 350 µg, 400
µg, 450 µg, 500 µg, 550 µg, 600 µg, 650 µg, 700 µg, 750 µg, 800 µg, 850 µg, 900 µg,
950 µg, 1000 µg, 1050 µg, 1100 µg, 1150 µg, 1200 µg, 1250 µg, 1300 µg, 1350 µg,
20 1400 µg, 1450 µg, 1500 µg, 1550 µg, 1600 µg, 1650 µg, 1700 µg, 1750 µg, 1800 µg,
1850 µg, 1900 µg, 1950 µg, 2000 µg, 2050 µg, 2100 µg, 2150 µg, 2200 µg, 2250 µg,
2300 µg, 2350 µg, 2400 µg, 2450 µg, 2500 µg, 2550 µg, 2600 µg, 2650 µg, 2700 µg,
2750 µg, 2800 µg, 2850 µg, 2900 µg, 2950 µg, 3000 µg, 3250 µg, 3500 µg, 3750 µg,
4000 µg, 4250 µg, 4500 µg, 4750 µg, 5000 µg of a peptide or agonist described
25 herein and from 1 mg to 180 mg (e.g. 1 mg, 2 mg, 3 mg, 4 mg, 5 mg, 6 mg, 7 mg, 8
mg, 9 mg, 10 mg, 20 mg, 30 mg, 40 mg, 50 mg, 60 mg, 70 mg, 80 mg, 90 mg, 100
mg, 110 mg, 120 mg, 130 mg, 140 mg, 150 mg, 160 mg, 170 mg, 180 mg) of
Zelnorm® (tegaserod).

30 A dosage unit (e.g. an oral dosage unit) can include, for example, from 1 to 30 µg, 1
to 40 µg, 1 to 50 µg, 1 to 100 µg, 1 to 200 µg, 1 to 300 µg, 1 to 400 µg, 1 to 500 µg, 1

to 600 µg, 1 to 700 µg, 1 to 800 µg, 1 to 900 µg, 1 to 1000 µg, 10 to 30 µg, 10 to 40
µg, 10 to 50 µg, 10 to 100 µg, 10 to 200 µg, 10 to 300 µg, 10 to 400 µg, 10 to 500 µg,
10 to 600 µg, 10 to 700 µg, 10 to 800 µg, 10 to 900 µg, 10 to 1000 µg, 100 to 200 µg,
100 to 300 µg, 100 to 400 µg, 100 to 500 µg, 100 to 600 µg, 100 to 700 µg, 100 to 800
5 µg, 100 to 900 µg, 100 to 1000 µg, 100 to 1250 µg, 100 to 1500 µg, 100 to 1750 µg,
100 to 2000 µg, 100 to 2250 µg, 100 to 2500 µg, 100 to 2750 µg, 100 to 3000 µg, 200
to 300 µg, 200 to 400 µg, 200 to 500 µg, 200 to 600 µg, 200 to 700 µg, 200 to 800 µg,
200 to 900 µg, 200 to 1000 µg, 200 to 1250 µg, 200 to 1500 µg, 200 to 1750 µg, 200
to 2000 µg, 200 to 2250 µg, 200 to 2500 µg, 200 to 2750 µg, 200 to 3000 µg, 300 to
10 400 µg, 300 to 500 µg, 300 to 600 µg, 300 to 700 µg, 300 to 800 µg, 300 to 900 µg,
300 to 1000 µg, 300 to 1250 µg, 300 to 1500 µg, 300 to 1750 µg, 300 to 2000 µg, 300
to 2250 µg, 300 to 2500 µg, 300 to 2750 µg, 300 to 3000 µg, 400 to 500 µg, 400 to
600 µg, 400 to 700 µg, 400 to 800 µg, 400 to 900 µg, 400 to 1000 µg, 400 to 1250 µg,
400 to 1500 µg, 400 to 1750 µg, 400 to 2000 µg, 400 to 2250 µg, 400 to 2500 µg, 400
15 to 2750 µg, 400 to 3000 µg, 500 to 600 µg, 500 to 700 µg, 500 to 800 µg, 500 to 900
µg, 500 to 1000 µg, 500 to 1250 µg, 500 to 1500 µg, 500 to 1750 µg, 500 to 2000 µg,
500 to 2250 µg, 500 to 2500 µg, 500 to 2750 µg, 500 to 3000 µg, 600 to 700 µg, 600
to 800 µg, 600 to 900 µg, 600 to 1000 µg, 600 to 1250 µg, 600 to 1500 µg, 600 to
1750 µg, 600 to 2000 µg, 600 to 2250 µg, 600 to 2500 µg, 600 to 2750 µg, 600 to
20 3000 µg, 700 to 800 µg, 700 to 900 µg, 700 to 1000 µg, 700 to 1250 µg, 700 to 1500
µg, 700 to 1750 µg, 700 to 2000 µg, 700 to 2250 µg, 700 to 2500 µg, 700 to 2750 µg,
700 to 3000 µg, 800 to 900 µg, 800 to 1000 µg, 800 to 1250 µg, 800 to 1500 µg, 800
to 1750 µg, 800 to 2000 µg, 800 to 2250 µg, 800 to 2500 µg, 800 to 2750 µg, 800 to
3000 µg, 900 to 1000 µg, 900 to 1250 µg, 900 to 1500 µg, 900 to 1750 µg, 900 to
25 2000 µg, 900 to 2250 µg, 900 to 2500 µg, 900 to 2750 µg, 900 to 3000 µg, 1000 to
1250 µg, 1000 to 1500 µg, 1000 to 1750 µg, 1000 to 2000 µg, 1000 to 2250 µg, 1000
to 2500 µg, 1000 to 2750 µg, 1000 to 3000 µg, 2 to 500 µg, 50 to 500 µg, 3 to 100 µg,
5 to 20 µg, 5 to 100 µg, 50 µg, 100 µg, 150 µg, 200 µg, 250 µg, 300 µg, 350 µg, 400
µg, 450 µg, 500 µg, 550 µg, 600 µg, 650 µg, 700 µg, 750 µg, 800 µg, 850 µg, 900 µg,
30 950 µg, 1000 µg, 1050 µg, 1100 µg, 1150 µg, 1200 µg, 1250 µg, 1300 µg, 1350 µg,
1400 µg, 1450 µg, 1500 µg, 1550 µg, 1600 µg, 1650 µg, 1700 µg, 1750 µg, 1800 µg,

1850 µg, 1900 µg, 1950 µg, 2000 µg, 2050 µg, 2100 µg, 2150 µg, 2200 µg, 2250 µg,
2300 µg, 2350 µg, 2400 µg, 2450 µg, 2500 µg, 2550 µg, 2600 µg, 2650 µg, 2700 µg,
2750 µg, 2800 µg, 2850 µg, 2900 µg, 2950 µg, 3000 µg, 3250 µg, 3500 µg, 3750 µg,
4000 µg, 4250 µg, 4500 µg, 4750 µg, 5000 µg of a peptide or agonist described
5 herein and from 1 µg to 500 µg (e.g. 1 µg, 5 µg, 10 µg, 50 µg, 75 µg, 100 µg, 125 µg,
150 µg, 175 µg, 200 µg, 225 µg, 250 µg, 275 µg, 300 µg, 325 µg, 350 µg, 375 µg, 400
µg, 425 µg, 450 µg, 475 µg, 500 µg) of Levsin® (hyoscyamine sulfate).

A dosage unit (e.g. an oral dosage unit) can include, for example, from 1 to 30 µg, 1
10 to 40 µg, 1 to 50 µg, 1 to 100 µg, 1 to 200 µg, 1 to 300 µg, 1 to 400 µg, 1 to 500 µg, 1
to 600 µg, 1 to 700 µg, 1 to 800 µg, 1 to 900 µg, 1 to 1000 µg, 10 to 30 µg, 10 to 40
µg, 10 to 50 µg, 10 to 100 µg, 10 to 200 µg, 10 to 300 µg, 10 to 400 µg, 10 to 500 µg,
10 to 600 µg, 10 to 700 µg, 10 to 800 µg, 10 to 900 µg, 10 to 1000 µg, 100 to 200 µg,
100 to 300 µg, 100 to 400 µg, 100 to 500 µg, 100 to 600 µg, 100 to 700 µg, 100 to 800
15 µg, 100 to 900 µg, 100 to 1000 µg, 100 to 1250 µg, 100 to 1500 µg, 100 to 1750 µg,
100 to 2000 µg, 100 to 2250 µg, 100 to 2500 µg, 100 to 2750 µg, 100 to 3000 µg, 200
to 300 µg, 200 to 400 µg, 200 to 500 µg, 200 to 600 µg, 200 to 700 µg, 200 to 800 µg,
200 to 900 µg, 200 to 1000 µg, 200 to 1250 µg, 200 to 1500 µg, 200 to 1750 µg, 200
to 2000 µg, 200 to 2250 µg, 200 to 2500 µg, 200 to 2750 µg, 200 to 3000 µg, 300 to
20 400 µg, 300 to 500 µg, 300 to 600 µg, 300 to 700 µg, 300 to 800 µg, 300 to 900 µg,
300 to 1000 µg, 300 to 1250 µg, 300 to 1500 µg, 300 to 1750 µg, 300 to 2000 µg, 300
to 2250 µg, 300 to 2500 µg, 300 to 2750 µg, 300 to 3000 µg, 400 to 500 µg, 400 to
600 µg, 400 to 700 µg, 400 to 800 µg, 400 to 900 µg, 400 to 1000 µg, 400 to 1250 µg,
400 to 1500 µg, 400 to 1750 µg, 400 to 2000 µg, 400 to 2250 µg, 400 to 2500 µg, 400
25 to 2750 µg, 400 to 3000 µg, 500 to 600 µg, 500 to 700 µg, 500 to 800 µg, 500 to 900
µg, 500 to 1000 µg, 500 to 1250 µg, 500 to 1500 µg, 500 to 1750 µg, 500 to 2000 µg,
500 to 2250 µg, 500 to 2500 µg, 500 to 2750 µg, 500 to 3000 µg, 600 to 700 µg, 600
to 800 µg, 600 to 900 µg, 600 to 1000 µg, 600 to 1250 µg, 600 to 1500 µg, 600 to
1750 µg, 600 to 2000 µg, 600 to 2250 µg, 600 to 2500 µg, 600 to 2750 µg, 600 to
30 3000 µg, 700 to 800 µg, 700 to 900 µg, 700 to 1000 µg, 700 to 1250 µg, 700 to 1500
µg, 700 to 1750 µg, 700 to 2000 µg, 700 to 2250 µg, 700 to 2500 µg, 700 to 2750 µg,

700 to 3000 µg, 800 to 900 µg, 800 to 1000 µg, 800 to 1250 µg, 800 to 1500 µg, 800 to 1750 µg, 800 to 2000 µg, 800 to 2250 µg, 800 to 2500 µg, 800 to 2750 µg, 800 to 3000 µg, 900 to 1000 µg, 900 to 1250 µg, 900 to 1500 µg, 900 to 1750 µg, 900 to 2000 µg, 900 to 2250 µg, 900 to 2500 µg, 900 to 2750 µg, 900 to 3000 µg, 1000 to
5 1250 µg, 1000 to 1500 µg, 1000 to 1750 µg, 1000 to 2000 µg, 1000 to 2250 µg, 1000 to 2500 µg, 1000 to 2750 µg, 1000 to 3000 µg, 2 to 500 µg, 50 to 500 µg, 3 to 100 µg, 5 to 20 µg, 5 to 100 µg, 50 µg, 100 µg, 150 µg, 200 µg, 250 µg, 300 µg, 350 µg, 400 µg, 450 µg, 500 µg, 550 µg, 600 µg, 650 µg, 700 µg, 750 µg, 800 µg, 850 µg, 900 µg, 950 µg, 1000 µg, 1050 µg, 1100 µg, 1150 µg, 1200 µg, 1250 µg, 1300 µg, 1350 µg,
10 1400 µg, 1450 µg, 1500 µg, 1550 µg, 1600 µg, 1650 µg, 1700 µg, 1750 µg, 1800 µg, 1850 µg, 1900 µg, 1950 µg, 2000 µg, 2050 µg, 2100 µg, 2150 µg, 2200 µg, 2250 µg, 2300 µg, 2350 µg, 2400 µg, 2450 µg, 2500 µg, 2550 µg, 2600 µg, 2650 µg, 2700 µg, 2750 µg, 2800 µg, 2850 µg, 2900 µg, 2950 µg, 3000 µg, 3250 µg, 3500 µg, 3750 µg, 4000 µg, 4250 µg, 4500 µg, 4750 µg, 5000 µg of a peptide or agonist described
15 herein and from 50 mg to 500 mg (e.g. 50 mg, 60 mg, 70 mg, 80 mg, 90 mg, 100 mg, 125 mg, 150 mg, 175 mg, 200 mg, 225 mg, 250 mg, 275 mg, 300 mg, 325 mg, 350 mg, 375 mg, 400 mg, 425 mg, 450 mg, 500 mg) of Dicetel® (pinaverium bromide).

A dosage unit (e.g. an oral dosage unit) can include, for example, from 1 to 30 µg, 1
20 to 40 µg, 1 to 50 µg, 1 to 100 µg, 1 to 200 µg, 1 to 300 µg, 1 to 400 µg, 1 to 500 µg, 1 to 600 µg, 1 to 700 µg, 1 to 800 µg, 1 to 900 µg, 1 to 1000 µg, 10 to 30 µg, 10 to 40 µg, 10 to 50 µg, 10 to 100 µg, 10 to 200 µg, 10 to 300 µg, 10 to 400 µg, 10 to 500 µg, 10 to 600 µg, 10 to 700 µg, 10 to 800 µg, 10 to 900 µg, 10 to 1000 µg, 100 to 200 µg, 100 to 300 µg, 100 to 400 µg, 100 to 500 µg, 100 to 600 µg, 100 to 700 µg, 100 to 800
25 µg, 100 to 900 µg, 100 to 1000 µg, 100 to 1250 µg, 100 to 1500 µg, 100 to 1750 µg, 100 to 2000 µg, 100 to 2250 µg, 100 to 2500 µg, 100 to 2750 µg, 100 to 3000 µg, 200 to 300 µg, 200 to 400 µg, 200 to 500 µg, 200 to 600 µg, 200 to 700 µg, 200 to 800 µg, 200 to 900 µg, 200 to 1000 µg, 200 to 1250 µg, 200 to 1500 µg, 200 to 1750 µg, 200 to 2000 µg, 200 to 2250 µg, 200 to 2500 µg, 200 to 2750 µg, 200 to 3000 µg, 300 to
30 400 µg, 300 to 500 µg, 300 to 600 µg, 300 to 700 µg, 300 to 800 µg, 300 to 900 µg, 300 to 1000 µg, 300 to 1250 µg, 300 to 1500 µg, 300 to 1750 µg, 300 to 2000 µg, 300

to 2250 µg, 300 to 2500 µg, 300 to 2750 µg, 300 to 3000 µg, 400 to 500 µg, 400 to
600 µg, 400 to 700 µg, 400 to 800 µg, 400 to 900 µg, 400 to 1000 µg, 400 to 1250 µg,
400 to 1500 µg, 400 to 1750 µg, 400 to 2000 µg, 400 to 2250 µg, 400 to 2500 µg, 400
to 2750 µg, 400 to 3000 µg, 500 to 600 µg, 500 to 700 µg, 500 to 800 µg, 500 to 900
5 µg, 500 to 1000 µg, 500 to 1250 µg, 500 to 1500 µg, 500 to 1750 µg, 500 to 2000 µg,
500 to 2250 µg, 500 to 2500 µg, 500 to 2750 µg, 500 to 3000 µg, 600 to 700 µg, 600
to 800 µg, 600 to 900 µg, 600 to 1000 µg, 600 to 1250 µg, 600 to 1500 µg, 600 to
1750 µg, 600 to 2000 µg, 600 to 2250 µg, 600 to 2500 µg, 600 to 2750 µg, 600 to
3000 µg, 700 to 800 µg, 700 to 900 µg, 700 to 1000 µg, 700 to 1250 µg, 700 to 1500
10 µg, 700 to 1750 µg, 700 to 2000 µg, 700 to 2250 µg, 700 to 2500 µg, 700 to 2750 µg,
700 to 3000 µg, 800 to 900 µg, 800 to 1000 µg, 800 to 1250 µg, 800 to 1500 µg, 800
to 1750 µg, 800 to 2000 µg, 800 to 2250 µg, 800 to 2500 µg, 800 to 2750 µg, 800 to
3000 µg, 900 to 1000 µg, 900 to 1250 µg, 900 to 1500 µg, 900 to 1750 µg, 900 to
2000 µg, 900 to 2250 µg, 900 to 2500 µg, 900 to 2750 µg, 900 to 3000 µg, 1000 to
15 µg, 1000 to 1500 µg, 1000 to 1750 µg, 1000 to 2000 µg, 1000 to 2250 µg, 1000
to 2500 µg, 1000 to 2750 µg, 1000 to 3000 µg, 2 to 500 µg, 5 to 500 µg, 3 to 100 µg,
5 to 20 µg, 5 to 100 µg, 50 µg, 100 µg, 150 µg, 200 µg, 250 µg, 300 µg, 350 µg, 400
µg, 450 µg, 500 µg, 550 µg, 600 µg, 650 µg, 700 µg, 750 µg, 800 µg, 850 µg, 900 µg,
950 µg, 1000 µg, 1050 µg, 1100 µg, 1150 µg, 1200 µg, 1250 µg, 1300 µg, 1350 µg,
20 1400 µg, 1450 µg, 1500 µg, 1550 µg, 1600 µg, 1650 µg, 1700 µg, 1750 µg, 1800 µg,
1850 µg, 1900 µg, 1950 µg, 2000 µg, 2050 µg, 2100 µg, 2150 µg, 2200 µg, 2250 µg,
2300 µg, 2350 µg, 2400 µg, 2450 µg, 2500 µg, 2550 µg, 2600 µg, 2650 µg, 2700 µg,
2750 µg, 2800 µg, 2850 µg, 2900 µg, 2950 µg, 3000 µg, 3250 µg, 3500 µg, 3750 µg,
4000 µg, 4250 µg, 4500 µg, 4750 µg, 5000 µg of a peptide or agonist described
25 herein and from 50 mg to 500 mg (e.g. 50 mg, 75 mg, 100 mg, 125 mg, 135 mg, 150
mg, 175 mg, 200 mg, 225 mg, 250 mg, 275 mg, 300 mg, 325 mg, 350 mg, 375 mg,
400 mg, 425 mg, 450 mg, 475 mg, 500 mg) of mebeverine (DUSPATAL®,
DUSPATALIN®, COLOFAC MR®, COLOTAL®).

30 A dosage unit (e.g. an oral dosage unit) can include, for example, from 1 to 30 µg, 1
to 40 µg, 1 to 50 µg, 1 to 100 µg, 1 to 200 µg, 1 to 300 µg, 1 to 400 µg, 1 to 500 µg, 1

to 600 µg, 1 to 700 µg, 1 to 800 µg, 1 to 900 µg, 1 to 1000 µg, 10 to 30 µg, 10 to 40
µg, 10 to 50 µg, 10 to 100 µg, 10 to 200 µg, 10 to 300 µg, 10 to 400 µg, 10 to 500 µg,
10 to 600 µg, 10 to 700 µg, 10 to 800 µg, 10 to 900 µg, 10 to 1000 µg, 100 to 200 µg,
100 to 300 µg, 100 to 400 µg, 100 to 500 µg, 100 to 600 µg, 100 to 700 µg, 100 to 800
5 µg, 100 to 900 µg, 100 to 1000 µg, 100 to 1250 µg, 100 to 1500 µg, 100 to 1750 µg,
100 to 2000 µg, 100 to 2250 µg, 100 to 2500 µg, 100 to 2750 µg, 100 to 3000 µg, 200
to 300 µg, 200 to 400 µg, 200 to 500 µg, 200 to 600 µg, 200 to 700 µg, 200 to 800 µg,
200 to 900 µg, 200 to 1000 µg, 200 to 1250 µg, 200 to 1500 µg, 200 to 1750 µg, 200
to 2000 µg, 200 to 2250 µg, 200 to 2500 µg, 200 to 2750 µg, 200 to 3000 µg, 300 to
10 400 µg, 300 to 500 µg, 300 to 600 µg, 300 to 700 µg, 300 to 800 µg, 300 to 900 µg,
300 to 1000 µg, 300 to 1250 µg, 300 to 1500 µg, 300 to 1750 µg, 300 to 2000 µg, 300
to 2250 µg, 300 to 2500 µg, 300 to 2750 µg, 300 to 3000 µg, 400 to 500 µg, 400 to
600 µg, 400 to 700 µg, 400 to 800 µg, 400 to 900 µg, 400 to 1000 µg, 400 to 1250 µg,
400 to 1500 µg, 400 to 1750 µg, 400 to 2000 µg, 400 to 2250 µg, 400 to 2500 µg, 400
15 to 2750 µg, 400 to 3000 µg, 500 to 600 µg, 500 to 700 µg, 500 to 800 µg, 500 to 900
µg, 500 to 1000 µg, 500 to 1250 µg, 500 to 1500 µg, 500 to 1750 µg, 500 to 2000 µg,
500 to 2250 µg, 500 to 2500 µg, 500 to 2750 µg, 500 to 3000 µg, 600 to 700 µg, 600
to 800 µg, 600 to 900 µg, 600 to 1000 µg, 600 to 1250 µg, 600 to 1500 µg, 600 to
1750 µg, 600 to 2000 µg, 600 to 2250 µg, 600 to 2500 µg, 600 to 2750 µg, 600 to
20 3000 µg, 700 to 800 µg, 700 to 900 µg, 700 to 1000 µg, 700 to 1250 µg, 700 to 1500
µg, 700 to 1750 µg, 700 to 2000 µg, 700 to 2250 µg, 700 to 2500 µg, 700 to 2750 µg,
700 to 3000 µg, 800 to 900 µg, 800 to 1000 µg, 800 to 1250 µg, 800 to 1500 µg, 800
to 1750 µg, 800 to 2000 µg, 800 to 2250 µg, 800 to 2500 µg, 800 to 2750 µg, 800 to
3000 µg, 900 to 1000 µg, 900 to 1250 µg, 900 to 1500 µg, 900 to 1750 µg, 900 to
25 2000 µg, 900 to 2250 µg, 900 to 2500 µg, 900 to 2750 µg, 900 to 3000 µg, 1000 to
1250 µg, 1000 to 1500 µg, 1000 to 1750 µg, 1000 to 2000 µg, 1000 to 2250 µg, 1000
to 2500 µg, 1000 to 2750 µg, 1000 to 3000 µg, 2 to 500 µg, 5 to 500 µg, 3 to 100 µg,
5 to 20 µg, 5 to 100 µg, 50 µg, 100 µg, 150 µg, 200 µg, 250 µg, 300 µg, 350 µg, 400
µg, 450 µg, 500 µg, 550 µg, 600 µg, 650 µg, 700 µg, 750 µg, 800 µg, 850 µg, 900 µg,
30 950 µg, 1000 µg, 1050 µg, 1100 µg, 1150 µg, 1200 µg, 1250 µg, 1300 µg, 1350 µg,
1400 µg, 1450 µg, 1500 µg, 1550 µg, 1600 µg, 1650 µg, 1700 µg, 1750 µg, 1800 µg,

1850 µg, 1900 µg, 1950 µg, 2000 µg, 2050 µg, 2100 µg, 2150 µg, 2200 µg, 2250 µg,
2300 µg, 2350 µg, 2400 µg, 2450 µg, 2500 µg, 2550 µg, 2600 µg, 2650 µg, 2700 µg,
2750 µg, 2800 µg, 2850 µg, 2900 µg, 2950 µg, 3000 µg, 3250 µg, 3500 µg, 3750 µg,
4000 µg, 4250 µg, 4500 µg, 4750 µg, 5000 µg of a peptide or agonist described
5 herein and from 1 mg to 120 mg (e.g. 1 mg, 2.5 mg, 5 mg, 7.5 mg, 10 mg, 12.5 mg,
15 mg, 20 mg, 25 mg, 30 mg, 40 mg, 50 mg, 60 mg, 70 mg, 80 mg, 90 mg, 100 mg,
110 mg, 120 mg) of Propantiline bromide (Pro-Banthine®).

A dosage unit (e.g. an oral dosage unit) can include, for example, from 1 to 30 µg, 1
10 to 40 µg, 1 to 50 µg, 1 to 100 µg, 1 to 200 µg, 1 to 300 µg, 1 to 400 µg, 1 to 500 µg, 1
to 600 µg, 1 to 700 µg, 1 to 800 µg, 1 to 900 µg, 1 to 1000 µg, 10 to 30 µg, 10 to 40
µg, 10 to 50 µg, 10 to 100 µg, 10 to 200 µg, 10 to 300 µg, 10 to 400 µg, 10 to 500 µg,
10 to 600 µg, 10 to 700 µg, 10 to 800 µg, 10 to 900 µg, 10 to 1000 µg, 100 to 200 µg,
100 to 300 µg, 100 to 400 µg, 100 to 500 µg, 100 to 600 µg, 100 to 700 µg, 100 to 800
15 µg, 100 to 900 µg, 100 to 1000 µg, 100 to 1250 µg, 100 to 1500 µg, 100 to 1750 µg,
100 to 2000 µg, 100 to 2250 µg, 100 to 2500 µg, 100 to 2750 µg, 100 to 3000 µg, 200
to 300 µg, 200 to 400 µg, 200 to 500 µg, 200 to 600 µg, 200 to 700 µg, 200 to 800 µg,
200 to 900 µg, 200 to 1000 µg, 200 to 1250 µg, 200 to 1500 µg, 200 to 1750 µg, 200
to 2000 µg, 200 to 2250 µg, 200 to 2500 µg, 200 to 2750 µg, 200 to 3000 µg, 300 to
20 400 µg, 300 to 500 µg, 300 to 600 µg, 300 to 700 µg, 300 to 800 µg, 300 to 900 µg,
300 to 1000 µg, 300 to 1250 µg, 300 to 1500 µg, 300 to 1750 µg, 300 to 2000 µg, 300
to 2250 µg, 300 to 2500 µg, 300 to 2750 µg, 300 to 3000 µg, 400 to 500 µg, 400 to
600 µg, 400 to 700 µg, 400 to 800 µg, 400 to 900 µg, 400 to 1000 µg, 400 to 1250 µg,
400 to 1500 µg, 400 to 1750 µg, 400 to 2000 µg, 400 to 2250 µg, 400 to 2500 µg, 400
25 to 2750 µg, 400 to 3000 µg, 500 to 600 µg, 500 to 700 µg, 500 to 800 µg, 500 to 900
µg, 500 to 1000 µg, 500 to 1250 µg, 500 to 1500 µg, 500 to 1750 µg, 500 to 2000 µg,
500 to 2250 µg, 500 to 2500 µg, 500 to 2750 µg, 500 to 3000 µg, 600 to 700 µg, 600
to 800 µg, 600 to 900 µg, 600 to 1000 µg, 600 to 1250 µg, 600 to 1500 µg, 600 to
1750 µg, 600 to 2000 µg, 600 to 2250 µg, 600 to 2500 µg, 600 to 2750 µg, 600 to
30 3000 µg, 700 to 800 µg, 700 to 900 µg, 700 to 1000 µg, 700 to 1250 µg, 700 to 1500
µg, 700 to 1750 µg, 700 to 2000 µg, 700 to 2250 µg, 700 to 2500 µg, 700 to 2750 µg,

700 to 3000 µg, 800 to 900 µg, 800 to 1000 µg, 800 to 1250 µg, 800 to 1500 µg, 800 to 1750 µg, 800 to 2000 µg, 800 to 2250 µg, 800 to 2500 µg, 800 to 2750 µg, 800 to 3000 µg, 900 to 1000 µg, 900 to 1250 µg, 900 to 1500 µg, 900 to 1750 µg, 900 to 2000 µg, 900 to 2250 µg, 900 to 2500 µg, 900 to 2750 µg, 900 to 3000 µg, 1000 to 1250 µg, 1000 to 1500 µg, 1000 to 1750 µg, 1000 to 2000 µg, 1000 to 2250 µg, 1000 to 2500 µg, 1000 to 2750 µg, 1000 to 3000 µg, 2 to 500 µg, 50 to 500 µg, 3 to 100 µg, 5 to 20 µg, 5 to 100 µg, 50 µg, 100 µg, 150 µg, 200 µg, 250 µg, 300 µg, 350 µg, 400 µg, 450 µg, 500 µg, 550 µg, 600 µg, 650 µg, 700 µg, 750 µg, 800 µg, 850 µg, 900 µg, 950 µg, 1000 µg, 1050 µg, 1100 µg, 1150 µg, 1200 µg, 1250 µg, 1300 µg, 1350 µg, 1400 µg, 1450 µg, 1500 µg, 1550 µg, 1600 µg, 1650 µg, 1700 µg, 1750 µg, 1800 µg, 1850 µg, 1900 µg, 1950 µg, 2000 µg, 2050 µg, 2100 µg, 2150 µg, 2200 µg, 2250 µg, 2300 µg, 2350 µg, 2400 µg, 2450 µg, 2500 µg, 2550 µg, 2600 µg, 2650 µg, 2700 µg, 2750 µg, 2800 µg, 2850 µg, 2900 µg, 2950 µg, 3000 µg, 3250 µg, 3500 µg, 3750 µg, 4000 µg, 4250 µg, 4500 µg, 4750 µg, 5000 µg of a peptide or agonist described herein and from 100 µg to 5000 µg (e.g. 100 µg, 200 µg, 300 µg, 400 µg, 500 µg, 600 µg, 700 µg, 800 µg, 900 µg, 1000 µg, 1250 µg, 1500 µg, 1750 µg, 2000 µg, 2250 µg, 2500 µg, 2750 µg, 3000 µg, 3500 µg, 4000 µg, 4500 µg, 5000 µg) of Granisetron (Kytrel®).

A dosage unit (e.g. an oral dosage unit) can include, for example, from 1 to 30 µg, 1 to 40 µg, 1 to 50 µg, 1 to 100 µg, 1 to 200 µg, 1 to 300 µg, 1 to 400 µg, 1 to 500 µg, 1 to 600 µg, 1 to 700 µg, 1 to 800 µg, 1 to 900 µg, 1 to 1000 µg, 10 to 30 µg, 10 to 40 µg, 10 to 50 µg, 10 to 100 µg, 10 to 200 µg, 10 to 300 µg, 10 to 400 µg, 10 to 500 µg, 10 to 600 µg, 10 to 700 µg, 10 to 800 µg, 10 to 900 µg, 10 to 1000 µg, 100 to 200 µg, 100 to 300 µg, 100 to 400 µg, 100 to 500 µg, 100 to 600 µg, 100 to 700 µg, 100 to 800 µg, 100 to 900 µg, 100 to 1000 µg, 100 to 1250 µg, 100 to 1500 µg, 100 to 1750 µg, 100 to 2000 µg, 100 to 2250 µg, 100 to 2500 µg, 100 to 2750 µg, 100 to 3000 µg, 200 to 300 µg, 200 to 400 µg, 200 to 500 µg, 200 to 600 µg, 200 to 700 µg, 200 to 800 µg, 200 to 900 µg, 200 to 1000 µg, 200 to 1250 µg, 200 to 1500 µg, 200 to 1750 µg, 200 to 2000 µg, 200 to 2250 µg, 200 to 2500 µg, 200 to 2750 µg, 200 to 3000 µg, 300 to 400 µg, 300 to 500 µg, 300 to 600 µg, 300 to 700 µg, 300 to 800 µg, 300 to 900 µg,

300 to 1000 µg, 300 to 1250 µg, 300 to 1500 µg, 300 to 1750 µg, 300 to 2000 µg, 300 to 2250 µg, 300 to 2500 µg, 300 to 2750 µg, 300 to 3000 µg, 400 to 500 µg, 400 to 600 µg, 400 to 700 µg, 400 to 800 µg, 400 to 900 µg, 400 to 1000 µg, 400 to 1250 µg, 400 to 1500 µg, 400 to 1750 µg, 400 to 2000 µg, 400 to 2250 µg, 400 to 2500 µg, 400 to 2750 µg, 400 to 3000 µg, 500 to 600 µg, 500 to 700 µg, 500 to 800 µg, 500 to 900 µg, 500 to 1000 µg, 500 to 1250 µg, 500 to 1500 µg, 500 to 1750 µg, 500 to 2000 µg, 500 to 2250 µg, 500 to 2500 µg, 500 to 2750 µg, 500 to 3000 µg, 600 to 700 µg, 600 to 800 µg, 600 to 900 µg, 600 to 1000 µg, 600 to 1250 µg, 600 to 1500 µg, 600 to 1750 µg, 600 to 2000 µg, 600 to 2250 µg, 600 to 2500 µg, 600 to 2750 µg, 600 to 3000 µg, 700 to 800 µg, 700 to 900 µg, 700 to 1000 µg, 700 to 1250 µg, 700 to 1500 µg, 700 to 1750 µg, 700 to 2000 µg, 700 to 2250 µg, 700 to 2500 µg, 700 to 2750 µg, 700 to 3000 µg, 800 to 900 µg, 800 to 1000 µg, 800 to 1250 µg, 800 to 1500 µg, 800 to 1750 µg, 800 to 2000 µg, 800 to 2250 µg, 800 to 2500 µg, 800 to 2750 µg, 800 to 3000 µg, 900 to 1000 µg, 900 to 1250 µg, 900 to 1500 µg, 900 to 1750 µg, 900 to 2000 µg, 900 to 2250 µg, 900 to 2500 µg, 900 to 2750 µg, 900 to 3000 µg, 1000 to 1250 µg, 1000 to 1500 µg, 1000 to 1750 µg, 1000 to 2000 µg, 1000 to 2250 µg, 1000 to 2500 µg, 1000 to 2750 µg, 1000 to 3000 µg, 2 to 500 µg, 50 to 500 µg, 3 to 100 µg, 5 to 20 µg, 5 to 100 µg, 50 µg, 100 µg, 150 µg, 200 µg, 250 µg, 300 µg, 350 µg, 400 µg, 450 µg, 500 µg, 550 µg, 600 µg, 650 µg, 700 µg, 750 µg, 800 µg, 850 µg, 900 µg, 950 µg, 1000 µg, 1050 µg, 1100 µg, 1150 µg, 1200 µg, 1250 µg, 1300 µg, 1350 µg, 1400 µg, 1450 µg, 1500 µg, 1550 µg, 1600 µg, 1650 µg, 1700 µg, 1750 µg, 1800 µg, 1850 µg, 1900 µg, 1950 µg, 2000 µg, 2050 µg, 2100 µg, 2150 µg, 2200 µg, 2250 µg, 2300 µg, 2350 µg, 2400 µg, 2450 µg, 2500 µg, 2550 µg, 2600 µg, 2650 µg, 2700 µg, 2750 µg, 2800 µg, 2850 µg, 2900 µg, 2950 µg, 3000 µg, 3250 µg, 3500 µg, 3750 µg, 4000 µg, 4250 µg, 4500 µg, 4750 µg, 5000 µg of a peptide or agonist described herein and from 50 µg to 3000 µg (e.g. 50 µg, 100 µg, 200 µg, 300 µg, 400 µg, 500 µg, 600 µg, 700 µg, 800 µg, 900 µg, 1000 µg, 1250 µg, 1500 µg, 1750 µg, 2000 µg, 2250 µg, 2500 µg, 2750 µg, 3000 µg) of Lotronex® (alosetron hydrochloride).

30 A dosage unit (e.g. an oral dosage unit) can include, for example, from 1 to 30 µg, 1 to 40 µg, 1 to 50 µg, 1 to 100 µg, 1 to 200 µg, 1 to 300 µg, 1 to 400 µg, 1 to 500 µg, 1

to 600 µg, 1 to 700 µg, 1 to 800 µg, 1 to 900 µg, 1 to 1000 µg, 10 to 30 µg, 10 to 40
µg, 10 to 50 µg, 10 to 100 µg, 10 to 200 µg, 10 to 300 µg, 10 to 400 µg, 10 to 500 µg,
10 to 600 µg, 10 to 700 µg, 10 to 800 µg, 10 to 900 µg, 10 to 1000 µg, 100 to 200 µg,
100 to 300 µg, 100 to 400 µg, 100 to 500 µg, 100 to 600 µg, 100 to 700 µg, 100 to 800
5 µg, 100 to 900 µg, 100 to 1000 µg, 100 to 1250 µg, 100 to 1500 µg, 100 to 1750 µg,
100 to 2000 µg, 100 to 2250 µg, 100 to 2500 µg, 100 to 2750 µg, 100 to 3000 µg, 200
to 300 µg, 200 to 400 µg, 200 to 500 µg, 200 to 600 µg, 200 to 700 µg, 200 to 800 µg,
200 to 900 µg, 200 to 1000 µg, 200 to 1250 µg, 200 to 1500 µg, 200 to 1750 µg, 200
to 2000 µg, 200 to 2250 µg, 200 to 2500 µg, 200 to 2750 µg, 200 to 3000 µg, 300 to
10 400 µg, 300 to 500 µg, 300 to 600 µg, 300 to 700 µg, 300 to 800 µg, 300 to 900 µg,
300 to 1000 µg, 300 to 1250 µg, 300 to 1500 µg, 300 to 1750 µg, 300 to 2000 µg, 300
to 2250 µg, 300 to 2500 µg, 300 to 2750 µg, 300 to 3000 µg, 400 to 500 µg, 400 to
600 µg, 400 to 700 µg, 400 to 800 µg, 400 to 900 µg, 400 to 1000 µg, 400 to 1250 µg,
400 to 1500 µg, 400 to 1750 µg, 400 to 2000 µg, 400 to 2250 µg, 400 to 2500 µg, 400
15 to 2750 µg, 400 to 3000 µg, 500 to 600 µg, 500 to 700 µg, 500 to 800 µg, 500 to 900
µg, 500 to 1000 µg, 500 to 1250 µg, 500 to 1500 µg, 500 to 1750 µg, 500 to 2000 µg,
500 to 2250 µg, 500 to 2500 µg, 500 to 2750 µg, 500 to 3000 µg, 600 to 700 µg, 600
to 800 µg, 600 to 900 µg, 600 to 1000 µg, 600 to 1250 µg, 600 to 1500 µg, 600 to
1750 µg, 600 to 2000 µg, 600 to 2250 µg, 600 to 2500 µg, 600 to 2750 µg, 600 to
20 3000 µg, 700 to 800 µg, 700 to 900 µg, 700 to 1000 µg, 700 to 1250 µg, 700 to 1500
µg, 700 to 1750 µg, 700 to 2000 µg, 700 to 2250 µg, 700 to 2500 µg, 700 to 2750 µg,
700 to 3000 µg, 800 to 900 µg, 800 to 1000 µg, 800 to 1250 µg, 800 to 1500 µg, 800
to 1750 µg, 800 to 2000 µg, 800 to 2250 µg, 800 to 2500 µg, 800 to 2750 µg, 800 to
3000 µg, 900 to 1000 µg, 900 to 1250 µg, 900 to 1500 µg, 900 to 1750 µg, 900 to
25 2000 µg, 900 to 2250 µg, 900 to 2500 µg, 900 to 2750 µg, 900 to 3000 µg, 1000 to
1250 µg, 1000 to 1500 µg, 1000 to 1750 µg, 1000 to 2000 µg, 1000 to 2250 µg, 1000
to 2500 µg, 1000 to 2750 µg, 1000 to 3000 µg, 2 to 500 µg, 50 to 500 µg, 3 to 100 µg,
5 to 20 µg, 5 to 100 µg, 50 µg, 100 µg, 150 µg, 200 µg, 250 µg, 300 µg, 350 µg, 400
µg, 450 µg, 500 µg, 550 µg, 600 µg, 650 µg, 700 µg, 750 µg, 800 µg, 850 µg, 900 µg,
30 950 µg, 1000 µg, 1050 µg, 1100 µg, 1150 µg, 1200 µg, 1250 µg, 1300 µg, 1350 µg,
1400 µg, 1450 µg, 1500 µg, 1550 µg, 1600 µg, 1650 µg, 1700 µg, 1750 µg, 1800 µg,

1850 µg, 1900 µg, 1950 µg, 2000 µg, 2050 µg, 2100 µg, 2150 µg, 2200 µg, 2250 µg,
2300 µg, 2350 µg, 2400 µg, 2450 µg, 2500 µg, 2550 µg, 2600 µg, 2650 µg, 2700 µg,
2750 µg, 2800 µg, 2850 µg, 2900 µg, 2950 µg, 3000 µg, 3250 µg, 3500 µg, 3750 µg,
4000 µg, 4250 µg, 4500 µg, 4750 µg, 5000 µg of a peptide or agonist described
5 herein and from 10 mg to 600 mg (e.g. 10 mg, 20 mg, 30 mg, 40 mg, 50 mg, 60 mg,
70 mg, 80 mg, 90 mg, 100 mg, 125 mg, 150 mg, 175 mg, 200 mg, 250 mg, 300 mg,
350 mg, 400 mg, 450 mg, 500 mg, 550 mg, 600 mg) of Xifaxan® (rifaximin).

A dosage unit (e.g. an oral dosage unit) can include, for example, from 1 to 30 µg, 1
10 to 40 µg, 1 to 50 µg, 1 to 100 µg, 1 to 200 µg, 1 to 300 µg, 1 to 400 µg, 1 to 500 µg, 1
to 600 µg, 1 to 700 µg, 1 to 800 µg, 1 to 900 µg, 1 to 1000 µg, 10 to 30 µg, 10 to 40
µg, 10 to 50 µg, 10 to 100 µg, 10 to 200 µg, 10 to 300 µg, 10 to 400 µg, 10 to 500 µg,
10 to 600 µg, 10 to 700 µg, 10 to 800 µg, 10 to 900 µg, 10 to 1000 µg, 100 to 200 µg,
100 to 300 µg, 100 to 400 µg, 100 to 500 µg, 100 to 600 µg, 100 to 700 µg, 100 to 800
15 µg, 100 to 900 µg, 100 to 1000 µg, 100 to 1250 µg, 100 to 1500 µg, 100 to 1750 µg,
100 to 2000 µg, 100 to 2250 µg, 100 to 2500 µg, 100 to 2750 µg, 100 to 3000 µg, 200
to 300 µg, 200 to 400 µg, 200 to 500 µg, 200 to 600 µg, 200 to 700 µg, 200 to 800 µg,
200 to 900 µg, 200 to 1000 µg, 200 to 1250 µg, 200 to 1500 µg, 200 to 1750 µg, 200
to 2000 µg, 200 to 2250 µg, 200 to 2500 µg, 200 to 2750 µg, 200 to 3000 µg, 300 to
20 400 µg, 300 to 500 µg, 300 to 600 µg, 300 to 700 µg, 300 to 800 µg, 300 to 900 µg,
300 to 1000 µg, 300 to 1250 µg, 300 to 1500 µg, 300 to 1750 µg, 300 to 2000 µg, 300
to 2250 µg, 300 to 2500 µg, 300 to 2750 µg, 300 to 3000 µg, 400 to 500 µg, 400 to
600 µg, 400 to 700 µg, 400 to 800 µg, 400 to 900 µg, 400 to 1000 µg, 400 to 1250 µg,
400 to 1500 µg, 400 to 1750 µg, 400 to 2000 µg, 400 to 2250 µg, 400 to 2500 µg, 400
25 to 2750 µg, 400 to 3000 µg, 500 to 600 µg, 500 to 700 µg, 500 to 800 µg, 500 to 900
µg, 500 to 1000 µg, 500 to 1250 µg, 500 to 1500 µg, 500 to 1750 µg, 500 to 2000 µg,
500 to 2250 µg, 500 to 2500 µg, 500 to 2750 µg, 500 to 3000 µg, 600 to 700 µg, 600
to 800 µg, 600 to 900 µg, 600 to 1000 µg, 600 to 1250 µg, 600 to 1500 µg, 600 to
1750 µg, 600 to 2000 µg, 600 to 2250 µg, 600 to 2500 µg, 600 to 2750 µg, 600 to
30 3000 µg, 700 to 800 µg, 700 to 900 µg, 700 to 1000 µg, 700 to 1250 µg, 700 to 1500
µg, 700 to 1750 µg, 700 to 2000 µg, 700 to 2250 µg, 700 to 2500 µg, 700 to 2750 µg,

700 to 3000 µg, 800 to 900 µg, 800 to 1000 µg, 800 to 1250 µg, 800 to 1500 µg, 800 to 1750 µg, 800 to 2000 µg, 800 to 2250 µg, 800 to 2500 µg, 800 to 2750 µg, 800 to 3000 µg, 900 to 1000 µg, 900 to 1250 µg, 900 to 1500 µg, 900 to 1750 µg, 900 to 2000 µg, 900 to 2250 µg, 900 to 2500 µg, 900 to 2750 µg, 900 to 3000 µg, 1000 to 1250 µg, 1000 to 1500 µg, 1000 to 1750 µg, 1000 to 2000 µg, 1000 to 2250 µg, 1000 to 2500 µg, 1000 to 2750 µg, 1000 to 3000 µg, 2 to 500 µg, 50 to 500 µg, 3 to 100 µg, 5 to 20 µg, 5 to 100 µg, 50 µg, 100 µg, 150 µg, 200 µg, 250 µg, 300 µg, 350 µg, 400 µg, 450 µg, 500 µg, 550 µg, 600 µg, 650 µg, 700 µg, 750 µg, 800 µg, 850 µg, 900 µg, 950 µg, 1000 µg, 1050 µg, 1100 µg, 1150 µg, 1200 µg, 1250 µg, 1300 µg, 1350 µg, 1400 µg, 1450 µg, 1500 µg, 1550 µg, 1600 µg, 1650 µg, 1700 µg, 1750 µg, 1800 µg, 1850 µg, 1900 µg, 1950 µg, 2000 µg, 2050 µg, 2100 µg, 2150 µg, 2200 µg, 2250 µg, 2300 µg, 2350 µg, 2400 µg, 2450 µg, 2500 µg, 2550 µg, 2600 µg, 2650 µg, 2700 µg, 2750 µg, 2800 µg, 2850 µg, 2900 µg, 2950 µg, 3000 µg, 3250 µg, 3500 µg, 3750 µg, 4000 µg, 4250 µg, 4500 µg, 4750 µg, 5000 µg of a polypeptide or agonist described herein and from 10 mg to 600 mg (e.g. 10 mg, 20 mg, 30 mg, 40 mg, 50 mg, 60 mg, 70 mg, 80 mg, 90 mg, 100 mg, 120 mg, 140 mg, 160 mg, 180 mg, 200 mg, 220 mg, 240 mg, 260 mg, 280 mg, 300 mg, 320 mg, 340 mg, 360 mg, 380 mg, 400 mg, 420 mg, 440 mg, 460 mg, 480 mg, 500 mg, 520 mg, 540 mg, 560 mg, 580 mg, 600 mg) of furosemide (Lasix).

A dosage unit (e.g. an oral, intravenous or intramuscular dosage unit) can include, for example, from 1 to 30 µg, 1 to 40 µg, 1 to 50 µg, 1 to 100 µg, 1 to 200 µg, 1 to 300 µg, 1 to 400 µg, 1 to 500 µg, 1 to 600 µg, 1 to 700 µg, 1 to 800 µg, 1 to 900 µg, 1 to 1000 µg, 10 to 30 µg, 10 to 40 µg, 10 to 50 µg, 10 to 100 µg, 10 to 200 µg, 10 to 300 µg, 10 to 400 µg, 10 to 500 µg, 10 to 600 µg, 10 to 700 µg, 10 to 800 µg, 10 to 900 µg, 10 to 1000 µg, 100 to 200 µg, 100 to 300 µg, 100 to 400 µg, 100 to 500 µg, 100 to 600 µg, 100 to 700 µg, 100 to 800 µg, 100 to 900 µg, 100 to 1000 µg, 100 to 1250 µg, 100 to 1500 µg, 100 to 1750 µg, 100 to 2000 µg, 100 to 2250 µg, 100 to 2500 µg, 100 to 2750 µg, 100 to 3000 µg, 200 to 300 µg, 200 to 400 µg, 200 to 500 µg, 200 to 600 µg, 200 to 700 µg, 200 to 800 µg, 200 to 900 µg, 200 to 1000 µg, 200 to 1250 µg, 200 to 1500 µg, 200 to 1750 µg, 200 to 2000 µg, 200 to 2250 µg, 200 to 2500 µg, 200 to

2750 µg, 200 to 3000 µg, 300 to 400 µg, 300 to 500 µg, 300 to 600 µg, 300 to 700 µg,
300 to 800 µg, 300 to 900 µg, 300 to 1000 µg, 300 to 1250 µg, 300 to 1500 µg, 300 to
1750 µg, 300 to 2000 µg, 300 to 2250 µg, 300 to 2500 µg, 300 to 2750 µg, 300 to
3000 µg, 400 to 500 µg, 400 to 600 µg, 400 to 700 µg, 400 to 800 µg, 400 to 900 µg,
5 400 to 1000 µg, 400 to 1250 µg, 400 to 1500 µg, 400 to 1750 µg, 400 to 2000 µg, 400
to 2250 µg, 400 to 2500 µg, 400 to 2750 µg, 400 to 3000 µg, 500 to 600 µg, 500 to
700 µg, 500 to 800 µg, 500 to 900 µg, 500 to 1000 µg, 500 to 1250 µg, 500 to 1500
µg, 500 to 1750 µg, 500 to 2000 µg, 500 to 2250 µg, 500 to 2500 µg, 500 to 2750 µg,
500 to 3000 µg, 600 to 700 µg, 600 to 800 µg, 600 to 900 µg, 600 to 1000 µg, 600 to
10 1250 µg, 600 to 1500 µg, 600 to 1750 µg, 600 to 2000 µg, 600 to 2250 µg, 600 to
2500 µg, 600 to 2750 µg, 600 to 3000 µg, 700 to 800 µg, 700 to 900 µg, 700 to 1000
µg, 700 to 1250 µg, 700 to 1500 µg, 700 to 1750 µg, 700 to 2000 µg, 700 to 2250 µg,
700 to 2500 µg, 700 to 2750 µg, 700 to 3000 µg, 800 to 900 µg, 800 to 1000 µg, 800
to 1250 µg, 800 to 1500 µg, 800 to 1750 µg, 800 to 2000 µg, 800 to 2250 µg, 800 to
15 2500 µg, 800 to 2750 µg, 800 to 3000 µg, 900 to 1000 µg, 900 to 1250 µg, 900 to
1500 µg, 900 to 1750 µg, 900 to 2000 µg, 900 to 2250 µg, 900 to 2500 µg, 900 to
2750 µg, 900 to 3000 µg, 1000 to 1250 µg, 1000 to 1500 µg, 1000 to 1750 µg, 1000 to
2000 µg, 1000 to 2250 µg, 1000 to 2500 µg, 1000 to 2750 µg, 1000 to 3000 µg, 2 to
500 µg, 50 to 500 µg, 3 to 100 µg, 5 to 20 µg, 5 to 100 µg, 50 µg, 100 µg, 150 µg, 200
20 µg, 250 µg, 300 µg, 350 µg, 400 µg, 450 µg, 500 µg, 550 µg, 600 µg, 650 µg, 700 µg,
750 µg, 800 µg, 850 µg, 900 µg, 950 µg, 1000 µg, 1050 µg, 1100 µg, 1150 µg, 1200
µg, 1250 µg, 1300 µg, 1350 µg, 1400 µg, 1450 µg, 1500 µg, 1550 µg, 1600 µg, 1650
µg, 1700 µg, 1750 µg, 1800 µg, 1850 µg, 1900 µg, 1950 µg, 2000 µg, 2050 µg, 2100
µg, 2150 µg, 2200 µg, 2250 µg, 2300 µg, 2350 µg, 2400 µg, 2450 µg, 2500 µg, 2550
25 µg, 2600 µg, 2650 µg, 2700 µg, 2750 µg, 2800 µg, 2850 µg, 2900 µg, 2950 µg, 3000
µg, 3250 µg, 3500 µg, 3750 µg, 4000 µg, 4250 µg, 4500 µg, 4750 µg, 5000 µg of a
polypeptide or agonist described herein and from 0.2 mg to 10 mg (e.g. 0.2 mg, 0.4
mg, 0.5 mg, 0.75 mg, 1 mg, 1.5 mg, 2 mg, 2.5 mg, 3 mg, 3.5 mg, 4 mg, 4.5 mg, 5 mg,
5.5 mg, 6 mg, 6.5 mg, 7 mg, 7.5 mg, 8 mg, 8.5 mg, 9 mg, 9.5 mg, 10 mg) of
30 bumetanide (Bumex®).

The precise amount of each of the two or more active ingredients in a dosage unit will depend on the desired dosage of each component. Thus, it can be useful to create a dosage unit that will, when administered according to a particular dosage schedule (e.g., a dosage schedule specifying a certain number of units and a particular timing
5 for administration), deliver the same dosage of each component as would be administered if the patient was being treated with only a single component. In other circumstances, it might be desirable to create a dosage unit that will deliver a dosage of one or more components that is less than that which would be administered if the patient was being treated only with a single component. Finally, it might be desirable
10 to create a dosage unit that will deliver a dosage of one or more components that is greater than that which would be administered if the patient was being treated only with a single component. The pharmaceutical composition can include additional ingredients including but not limited to the excipients described herein. In certain embodiments, one or more therapeutic agents of the dosage unit may exist in an
15 extended or control release formulation and additional therapeutic agents may not exist in extended release formulation. For example, a peptide or agonist described herein may exist in a controlled release formulation or extended release formulation in the same dosage unit with another agent that may or may not be in either a controlled release or extended release formulation. Thus, in certain embodiments, it may be
20 desirable to provide for the immediate release of one or more of the agents described herein, and the controlled release of one or more other agents.

In certain embodiments the dosage unit and daily dose are equivalent. In certain
25 embodiments the dosage unit and the daily dose are not equivalent. In various embodiments, the dosage unit is administered twenty minutes prior to food consumption, twenty minutes after food consumption, with food at anytime of the day, without food at anytime of the day, with food after an overnight fast (e.g. with
breakfast), at bedtime after a low fat snack. In various embodiments, the dosage unit
30 is administered once a day, twice a day, three times a day, four times a day, five times a day, six times a day.

When two or more active ingredients are combined in single dosage form, chemical interactions between the active ingredients may occur. For example, acidic and basic active ingredients can react with each other and acidic active ingredients can facilitate the degradation of acid labile substances. Thus, in certain dosage forms, acidic and basic substances can be physically separated as two distinct or isolated layers in a compressed tablet, or in the core and shell of a press-coated tablet. Additional agents that are compatible with acidic as well as basic substances, have the flexibility of being placed in either layer. In certain multiple layer compositions at least one active ingredient can be enteric-coated. In certain embodiments thereof at least one active ingredient can be presented in a controlled release form. In certain embodiments where a combination of three or more active substances are used, they can be presented as physically isolated segments of a compressed multilayer tablet, which can be optionally film coated.

The therapeutic combinations described herein can be formulated as a tablet or capsule comprising a plurality of beads, granules, or pellets. All active ingredients including the vitamins of the combination are formulated into granules or beads or pellets that are further coated with a protective coat, an enteric coat, or a film coat to avoid the possible chemical interactions. Granulation and coating of granules or beads is done using techniques well known to a person skilled in the art. At least one active ingredient can present in a controlled release form. Finally these coated granules or beads are filled into hard gelatin capsules or compressed to form tablets.

The therapeutic combinations described herein can be formulated as a capsule comprising microtablets or minitablets of all active ingredients. Microtablets of the individual agents can be prepared using well known pharmaceutical procedures of tablet making like direct compression, dry granulation or wet granulation. Individual microtablets can be filled into hard gelatin capsules. A final dosage form may comprise one or more microtablets of each individual component. The microtablets may be film coated or enteric coated.

The therapeutic combinations described herein can be formulated as a capsule comprising one or more microtablets and powder, or one or more microtablets and granules or beads. In order to avoid interactions between drugs, some active ingredients of a said combination can be formulated as microtablets and the others
5 filled into capsules as a powder, granules, or beads. The microtablets may be film coated or enteric coated. At least one active ingredient can be presented in controlled release form.

The therapeutic combinations described herein can be formulated wherein the active
10 ingredients are distributed in the inner and outer phase of tablets. In an attempt to divide chemically incompatible components of proposed combination, few interacting components are converted in granules or beads using well known pharmaceutical procedures in prior art. The prepared granules or beads (inner phase) are then mixed with outer phase comprising the remaining active ingredients and at least one
15 pharmaceutically acceptable excipient. The mixture thus comprising inner and outer phase is compressed into tablets or molded into tablets. The granules or beads can be controlled release or immediate release beads or granules, and can further be coated using an enteric polymer in an aqueous or non-aqueous system, using methods and materials that are known in the art.

20 The therapeutic combinations described herein can be formulated as single dosage unit comprising suitable buffering agent. All powdered ingredients of said combination are mixed and a suitable quantity of one or more buffering agents is added to the blend to minimize possible interactions.

25 The agents described herein, alone or in combination, can be combined with any pharmaceutically acceptable carrier or medium. Thus, they can be combined with materials that do not produce an adverse, allergic or otherwise unwanted reaction when administered to a patient. The carriers or mediums used can include solvents, dispersants, coatings, absorption promoting agents, controlled release agents, and one
30 or more inert excipients (which include starches, polyols, granulating agents,

microcrystalline cellulose, diluents, lubricants, binders, disintegrating agents, and the like), etc. If desired, tablet dosages of the disclosed compositions may be coated by standard aqueous or nonaqueous techniques.

5 Analgesic Agents in combitherapy

The peptides and agonists described herein can be used in combination therapy with an analgesic agent, e.g., an analgesic compound or an analgesic peptide. These peptides and compounds can be administered with the peptides of the disclosure (simultaneously or sequentially). They can also be optionally covalently linked or
10 attached to an agent described herein to create therapeutic conjugates. Among the useful analgesic agents are: Ca channel blockers, 5HT receptor antagonists (for example 5HT₃, 5HT₄ and 5HT₁ receptor antagonists), opioid receptor agonists (loperamide, fedotozine, and fentanyl), NK₁ receptor antagonists, CCK receptor agonists (e.g., loxiglumide), NK₁ receptor antagonists, NK₃ receptor antagonists,
15 norepinephrine-serotonin reuptake inhibitors (NSRI), vanilloid and cannabinoid receptor agonists, and sialorphin. Analgesics agents in the various classes are described in the literature.

Among the useful analgesic peptides are sialorphin-related peptides, including those
20 comprising the amino acid sequence QHNPR (SEQ ID NO:), including: VQHNPR (SEQ ID NO:); VRQHNPR (SEQ ID NO:); VRGQHNPR (SEQ ID NO:); VRGPQHNPR (SEQ ID NO:); VRGPRQHNPR (SEQ ID NO:); VRGPRRQHNPR (SEQ ID NO:); and RQHNPR (SEQ ID NO:). Sialorphin-related peptides bind to neprilysin and inhibit neprilysin-mediated breakdown of
25 substance P and Met-enkephalin. Thus, compounds or peptides that are inhibitors of neprilysin are useful analgesic agents which can be administered with the peptides of the disclosure in a co-therapy or linked to the peptides of the disclosure, e.g., by a covalent bond. Sialorphin and related peptides are described in U.S. Patent 6,589,750; U.S. 20030078200 A1; and WO 02/051435 A2.

30

Opioid receptor antagonists and agonists can be administered with the peptides of the disclosure in co-therapy or linked to the agent of the disclosure, e.g., by a covalent bond. For example, opioid receptor antagonists such as naloxone, naltrexone, methyl naloxone, nalmeferne, cypridine, beta fualtrexamine, naloxonazine, naltrindole, and nor-binaltorphimine are thought to be useful in the treatment of IBS. It can be useful to formulate opioid antagonists of this type is a delayed and sustained release formulation such that initial release of the antagonist is in the mid to distal small intestine and/or ascending colon. Such antagonists are described in WO 01/32180 A2. Enkephalin pentapeptide (HOE825; Tyr-D-Lys-Gly-Phe-L-homoserine) is an agonist of the mu and delta opioid receptors and is thought to be useful for increasing intestinal motility (*Eur. J. Pharm.* 219:445, 1992), and this peptide can be used in conjunction with the peptides of the disclosure. Also useful is trimebutine which is thought to bind to mu/delta/kappa opioid receptors and activate release of motilin and modulate the release of gastrin, vasoactive intestinal peptide, gastrin and glucagons.

Kappa opioid receptor agonists such as fedotozine, asimadoline, and ketocyclazocine, and compounds described in WO03/097051 and WO05/007626 can be used with or linked to the polypeptides described herein. In addition, mu opioid receptor agonists such as morphine, diphenyloxylate, frakefamide (H-Tyr-D-Ala-Phe(F)-Phe-NH₂; WO 01/019849 A1) and loperamide can be used.

Tyr-Arg (kyotorphin) is a dipeptide that acts by stimulating the release of met-enkephalins to elicit an analgesic effect (*J. Biol. Chem* 262:8165, 1987). Kyotorphin can be used with or linked to the peptides of the disclosure.

Chromogranin-derived peptide (CgA 47-66; see, e.g., Ghia et al. 2004 *Regulatory Peptides* 119:199) can be used with or linked to the peptides of the disclosure.

CCK receptor agonists such as caerulein from amphibians and other species are useful analgesic agents that can be used with or linked to the peptides of the disclosure.

Conotoxin peptides represent a large class of analgesic peptides that act at voltage gated Ca channels, NMDA receptors or nicotinic receptors. These peptides can be used with or linked to the peptides of the disclosure.

- 5 Peptide analogs of thymulin (FR Application 2830451) can have analgesic activity and can be used with or linked to the peptides of the disclosure.

CCK (CCKa or CCKb) receptor antagonists, including loxiglumide and dexloxiglumide (the R-isomer of loxiglumide) (WO 88/05774) can have analgesic
10 activity and can be used with or linked to the peptides of the disclosure.

Other useful analgesic agents include 5-HT4 agonists such as tegaserod (Zelnorm®), mosapride, metoclopramide, zacapride, cisapride, renzapride, benzimidazolone derivatives such as BIMU 1 and BIMU 8, and lirexapride. Such agonists are described
15 in: EP1321142 A1, WO 03/053432A1, EP 505322 A1, EP 505322 B1, US 5,510,353, EP 507672 A1, EP 507672 B1, and US 5,273,983.

Calcium channel blockers such as ziconotide and related compounds described in, for example, EP625162B1, US 5,364,842, US 5,587,454, US 5,824,645, US 5,859,186,
20 US 5,994,305, US 6,087,091, US 6,136,786, WO 93/13128 A1, EP 1336409 A1, EP 835126 A1, EP 835126 B1, US 5,795,864, US 5,891,849, US 6,054,429, WO 97/01351 A1, can be used with or linked to the peptides of the disclosure.

Various antagonists of the NK-1, NK-2, and NK-3 receptors (for a review see
25 Giardino et al. 2003 *Drugs* 6:758) can be used with or linked to the peptides of the disclosure.

NK1 receptor antagonists such as: aprepitant (Merck & Co Inc), vofopitant, ezlopitant (Pfizer, Inc.), R-673 (Hoffmann-La Roche Ltd), SR-48968 (Sanofi
30 Synthelabo), CP-122,721 (Pfizer, Inc.), GW679769 (Glaxo Smith Kline), TAK-637 (Takeda/Abbot), SR-14033, and related compounds described in, for example, EP

873753 A1, US 20010006972 A1, US 20030109417 A1, WO 01/52844 A1, can be used with or linked to the peptides of the disclosure.

NK-2 receptor antagonists such as nepadutant (Menarini Ricerche SpA), saregutant
5 (Sanofi-Synthelabo), GW597599 (Glaxo Smith Kline), SR-144190 (Sanofi-Synthelabo) and UK-290795 (Pfizer Inc) can be used with or linked to the peptides of the disclosure.

NK3 receptor antagonists such as osanefant (SR-142801; Sanofi-Synthelabo), SSR-
10 241586, talnetant and related compounds described in, for example, WO 02/094187 A2, EP 876347 A1, WO 97/21680 A1, US 6,277,862, WO 98/11090, WO 95/28418, WO 97/19927, and Boden et al. (*J Med Chem.* 39:1664-75, 1996) can be used with or linked to the peptides of the disclosure.

15 Norepinephrine-serotonin reuptake inhibitors (NSRI) such as milnacipran and related compounds described in WO 03/077897 A1 can be used with or linked to the peptides of the disclosure.

Vanilloid receptor antagonists such as arvanil and related compounds described in WO
20 01/64212 A1 can be used with or linked to the peptides of the disclosure.

The analgesic peptides and compounds can be administered with the peptides and agonists of the disclosure (simultaneously or sequentially). The analgesic agents can also be covalently linked to the peptides and agonists of the disclosure to create
25 therapeutic conjugates. Where the analgesic is a peptide and is covalently linked to an agent described herein the resulting peptide may also include at least one trypsin cleavage site. When present within the peptide, the analgesic peptide may be preceded by (if it is at the carboxy terminus) or followed by (if it is at the amino terminus) a trypsin cleavage site that allows release of the analgesic peptide.

30

In addition to sialorphin-related peptides, analgesic peptides include: AspPhe, endomorphin-1, endomorphin-2, nocistatin, dalargin, Iupron, ziconotide, and substance P.

6 Diabetes, Obesity and other disorders

Pharmaceutical compositions comprising at least two of: 1) an agent that stimulates the production of cAMP (e.g., glucagon-like peptide 1 (GLP-1)); 2) an agent that inhibits the degradation of a cyclic nucleotide (e.g., a phosphodiesterase inhibitor); and 3) a peptide or agonist of the disclosure useful for treating diabetes and obesity.
10 Such compositions may also be useful for treating secondary hyperglycemias in connection with pancreatic diseases (chronic pancreatitis, pancreasectomy, hemochromatosis) or endocrine diseases (acromegaly, Cushing's syndrome, pheochromocytoma or hyperthyreosis), drug-induced hyperglycemias (benzothiadiazine saluretics, diazoxide or glucocorticoids), pathologic glucose
15 tolerance, hyperglycemias, dyslipoproteinemias, adiposity, hyperlipoproteinemias and/or hypotensions.

The phosphodiesterase inhibitor can be specific for a particular phosphodiesterase (e.g., Group III or Group IV) or a non-specific phosphodiesterase inhibitor, such as papaverine, theophylline, enprofyllines and/or IBMX. Specific phosphodiesterase
20 inhibitors which inhibit group III phosphodiesterases (cGMP-inhibited phosphodiesterases), including indolidane (LY195115), cilostamide (OPC 3689), lixazinone (RS 82856), Y-590, imazodane (CI914), SKF 94120, quazinone, ICI 153,110, cilostazole, benorandane (RWJ 22867), siguazodane (SK&F 94-836), adibendane (BM 14,478), milrinone (WIN 47203), enoximone (MDL 17043),
25 pimobendane (UD-CG 115), MCI-154, saterinone (BDF 8634), sulmazole (ARL 115), UD-CG 212, motapizone, piroximone, and ICI 118233 can be useful. In addition, phosphodiesterase inhibitors which inhibit group IV phosphodiesterases (cAMP-specific phosphodiesterases), such as rolipram ZK 62711; pyrrolidone, imidazolidinone (RO 20-1724), etazolate (SQ 65442), denbufylline (BRL 30892),
30 ICI63197, and RP73401 can be used.

Other Agents for Use in Combitherapy

Also within the disclosure are pharmaceutical compositions comprising a peptide or agonists of the disclosure and a second therapeutic agent. The second therapeutic agent can be administered to treat any condition for which it is useful, including
5 conditions that are not considered to be the primary indication for treatment with the second therapeutic agent. The second therapeutic agent can be administered simultaneously or sequentially. The second therapeutic agent can be covalently linked to the peptides and agonists of the disclosure to create a therapeutic conjugate. When the second therapeutic agent is another peptide, a linker including those
10 described herein may be used between the peptide of the disclosure and the second therapeutic peptide.

Examples of additional therapeutic agents to treat gastrointestinal and other disorders include:

15 agents to treat constipation (e.g., a chloride channel activator such as the bicyclic fatty acid, Lubiprostone (formerly known as SPI-0211; Sucampo Pharmaceuticals, Inc.; Bethesda, MD), a laxative (eg. a bulk-forming laxative (e.g. nonstarch polysaccharides, Colonel Tablet (polycarbophil calcium), Plantago Ovata®, Equalactin® (Calcium Polycarbophil)), fiber (e.g. FIBERCON® (Calcium
20 Polycarbophil), an osmotic laxative, a stimulant laxative (such as diphenylmethanes (e.g. bisacodyl), anthraquinones (e.g. cascara, senna), and surfactant laxatives (e.g. castor oil, docusates), an emollient/lubricating agent (such as mineral oil, glycerine, and docusates), MiraLax (Braintree Laboratories, Braintree MA), dextroglumide (Forest Laboratories, also known as CR 2017 Rottapharm (Rotta Research
25 Laboratorium SpA)), saline laxatives, enemas, suppositories, and CR 3700 (Rottapharm (Rotta Research Laboratorium SpA);

acid reducing agents such as proton pump inhibitors (e.g., omeprazole (Prilosec®), esomeprazole (Nexium®), lansoprazole (Prevacid®), pantoprazole (Protonix®) and
30 rabeprazole (Aciphex®)) and Histamine H2-receptor antagonist (also known as H2 receptor blockers including cimetidine, ranitidine, famotidine and nizatidine);

prokinetic agents including itopride, octreotide, bethanechol, metoclopramide (Reglan®), domperidone (Motilium®), erythromycin (and derivatives thereof) or cisapride (propulsid®);

5

Prokineticin polypeptides homologs, variants and chimeras thereof including those described in US 7,052,674 which can be used with or linked to the polypeptides described herein;

10 pro-motility agents such as the vasostatin-derived peptide, chromogranin A (4-16) (see, e.g., Ghia et al. 2004 Regulatory Peptides 121:31) or motilin agonists (e.g., GM-611 or mitemincinal fumarate) or nociceptin/Orphanin FQ receptor modulators (US20050169917);

15 other peptides which can bind to and/or activate GC-C including those described in US20050287067;

complete or partial 5HT (e.g. 5HT1, 5HT2, 5HT3, 5HT4) receptor agonists or
20 antagonists (including 5HT1A antagonists (e.g. AGI-001 (AGI therapeutics), 5HT2B antagonists (e.g. PGN1091 and PGN1164 (Pharmagene Laboratories Limited), and 5HT4 receptor agonists (such as tegaserod (ZELNORM®), prucalopride, mosapride, metoclopramide, zacopride, cisapride, renzapride, benzimidazolone derivatives such as BIMU 1 and BIMU 8, and lilexapride). Such agonists/modulators are described in:
25 EP1321142 A1, WO 03/053432A1, EP 505322 A1, EP 505322 B1, US 5,510,353, EP 507672 A1, EP 507672 B1, US 5,273,983, and US 6,951,867); 5HT3 receptor agonists such as MKC-733; and 5HT3 receptor antagonists such as DDP-225 (MCI-225; Dynogen Pharmaceuticals, Inc.), cilansetron (Calmaetin®), alosetron (Lotronex®), Ondansetron HCl (Zofran®), Dolasetron (ANZEMET®), palonosetron
30 (Aloxi®), Granisetron (Kytril®), YM060(ramosetron; Astellas Pharma Inc.;

ramosetron may be given as a daily dose of 0.002 to 0.02 mg as described in EP01588707) and ATI-7000 (Aryx Therapeutics, Santa Clara CA);

muscarinic receptor agonists;

9

anti-inflammatory agents;

antispasmodics including but not limited to anticholinergic drugs (like dicyclomine (e.g. Colimex®, Formulex®, Lomine®, Protylol®, Viscerol®, Spasmoban®,

10 Bentyl®, Bentylol®), hyoscyamine (e.g. IB-Stat®, Nulev®, Levsin®, Levbid®, Levsinex Timecaps®, Levsin/SL®, Anaspaz®, A-Spas S/L®, Cystospaz®, Cystospaz-M®, Donnamar®, Colidrops Liquid Pediatric®, Gastrosed®, Hyco Elixir®, Hyosol®, Hyospaz®, Hyosyne®, Losamine®, Medispaz®, Neosol®, Spacol®, Spasdef®, Symax®, Symax SL®), Donnatal (e.g. Donnatal Extentabs®),
 15 elidinium (e.g. Quarzan, in combination with Librium = Librax), methantheline (e.g. Banthine), Mepenzolate (e.g. Cantil), homatropine (e.g. hycodan, Homapin), Propantheline bromide (e.g. Pro-Banthine), Glycopyrrolate (e.g. Robinul®, Robinul Forte®), scopolamine (e.g. Transderm-Scop®, Transderm-V®), hyosine-N-butylbromide (e.g. Buscopan®), Pirenzepine (e.g. Gastrozepin®) Propantheline
 20 Bromide (e.g. Propanthel®), dicycloverine (e.g. Merbentyl®), glycopyrronium bromide (e.g. Glycopyrrolate®), hyoscine hydrobromide, hyoscine methobromide, methanthelinium, and octatropine); peppermint oil; and direct smooth muscle relaxants like cimetropium bromide, mebeverine (DUSPATAL®, DUSPATALIN®, COLOFAC MR®, COLOTAL®), otilonium bromide (otilonium), pinaverium (e.g.
 25 Dicetel® (pinaverium bromide; Solvay S.A.)), Spasfon® (hydrated phloroglucinol and trimethylphloroglucinol) and trimebutine (including trimebutine maleate (Modulon®));

antidepressants, including but not limited to those listed herein, as well as tricyclic

30 antidepressants like amitriptyline (Elavil®), desipramine (Norpramin®), imipramine

(Tofranil®), amoxapine (Asendin®), nortriptyline; the selective serotonin reuptake inhibitors (SSRI's) like paroxetine (Paxil®), fluoxetine (Prozac®), sertraline (Zoloft®), and citalopram (Celexa®); and others like doxepin (Sinequan®) and trazodone (Desyrel®);

5

centrally-acting analgesic agents such as opioid receptor agonists, opioid receptor antagonists (e.g., naltrexone);

agents for the treatment of Inflammatory bowel disease;

10

agents for the treatment of Crohn's disease and/or ulcerative colitis (e.g., alectuel (Enzo Biochem, Inc.; Farmingdale, NY), the anti-inflammatory peptide RDP58 (Genzyme, Inc.; Cambridge, MA), and TRAFICET-EN™ (ChemoCentryx, Inc.; San Carlos, CA);

15

agents that treat gastrointestinal or visceral pain;

agents that increase cGMP levels (as described in US20040121994) like adrenergic receptor antagonists, dopamine receptor agonists and PDE (phosphodiesterase)

20

inhibitors including but not limited to those disclosed herein;

purgatives that draw fluids to the intestine (e.g., VISICOL®, a combination of sodium phosphate monobasic monohydrate and sodium phosphate dibasic anhydrate);

25

Corticotropin Releasing Factor (CRF) receptor antagonists (including NBI-34041 (Neurocrine Biosciences, San Diego, CA), CRH9-41, astressin, R121919 (Janssen Pharmaceutica), CPI54,526, NBI-27914, Antalarmin, DMP696 (Bristol-Myers Squibb) CP-316,311 (Pfizer, Inc.), SB723620 (GSK), GW876008 (Neurocrine/Glaxo Smith Kline), ONO-2333Ms (Ono Pharmaceuticals), TS-041 (Janssen), AAG561

30

(Novartis) and those disclosed in US 5,063,245, US 5,861,398, US20040224964,

US20040198726, US20040176400, US20040171607, US20040110815,
US20040006066, and US20050209253);

glucagon-like peptides (glp-1) and analogues thereof (including exendin-4 and GTP-
5 010 (Gastrotech Pharma A)) and inhibitors of DPP-IV (DPP-IV mediates the
inactivation of glp-1);

tofisopam, enantiomerically-pure R-tofisopam, and pharmaceutically-acceptable salts
thereof (US 20040229867);

10

tricyclic anti-depressants of the dibenzothiazepine type including but not limited to
Dextofisopam® (Vela Pharmaceuticals), tianeptine (Stablon®) and other agents
described in US 6,683,072;

15

(E)-4 (1,3bis(cyclohexylmethyl)-1,2,3,4,-tetrahydro-2,6-diono-9H-purin-8-yl)cinnamic
acid nonaethylene glycol methyl ether ester and related compounds described in WO
02/067942;

20

the probiotic PROBACTRIX® (The BioBalance Corporation; New York, NY) which
contains microorganisms useful in the treatment of gastrointestinal disorders;

25

antidiarrheal drugs including but not limited to loperamide (Imodium, Pepto
Diarrhea), diphenoxylate with atropine (Lomotil, Lomocot), cholestyramine
(Questran, Cholybar), atropine (Co-Phenotrope, Diarsed, Diphenoxylate, Lofene,
Logen, Lonox, Vi-Atro, atropine sulfate injection) and Xifaxan® (rifaximin; Salix
Pharmaceuticals Ltd), TZP-201(Tranzyme Pharma Inc.), the neuronal acetylcholine
receptor (nAChR) blocker AGI-004 (AGI therapeutics), and bismuth subsalicylate
(Pepto-bismol);

30

anxiolytic drugs including but not limited to Ativan (lorazepam), alprazolam
(Xanax®), chlordiazepoxide/clidinium (Librium®, Librax®), clonazepam

(Klonopin®), clorazepate (Tranxene®), diazepam (Valium®), estazolam (ProSom®), flurazepam (Dalmane®), oxazepam (Serax®), prazepam (Centrax®), temazepam (Restoril®), triazolam (Halcion®);

5 Bedelix® (Montmorillonite beidellitic; Ipsen Ltd), Solvay SLV332 (ArQule Inc), YKP (SK Pharma), Asimadoline (Tioga Pharmaceuticals/Merck), AGI-003 (AGI Therapeutics);

neurokinin antagonists including those described in US20060040950;

10

potassium channel modulators including those described in US7,002,015;

the serotonin modulator AZD7371 (AstraZeneca Plc);

15 M3 muscarinic receptor antagonists such as darifenacin (Enblex; Novartis AG and zamifenacin (Pfizer);

herbal and natural therapies including but not limited to acidophilus, chamomile tea, evening primrose oil, fennel seeds, wormwood, comfrey, and compounds of Bao-Ji-
20 Wan (magnolol, honokiol, imperatorin, and isoimperatorin) as in US6923992; and

compositions comprising lysine and an anti-stress agent for the treatment of irritable bowel syndrome as described in EP01550443.

The peptides and agonists described herein can be used in combination
25 therapy with insulin and related compounds including primate, rodent, or rabbit insulin including biologically active variants thereof including allelic variants, more preferably human insulin available in recombinant form. Sources of human insulin include pharmaceutically acceptable and sterile formulations such as those available from Eli Lilly (Indianapolis, Ind. 46285) as Humulin™ (human insulin rDNA origin).
30 See the THE PHYSICIAN'S DESK REFERENCE, 55.sup.th Ed. (2001) Medical Economics, Thomson Healthcare (disclosing other suitable human insulins). The

peptides and agonists described herein can also be used in combination therapy with agents that can boost insulin effects or levels of a subject upon administration, e.g. glipizide and/or rosiglitazone. The peptides and agonists described herein can be used in combination therapy with SYMLIN® (pramlintide acetate) and Exenatide® (synthetic exendin-4; a 39 aa peptide).

The peptides and agonists described herein can also be used in combination therapy with agents (e.g., Entereg™ (alvimopan; formerly called adolor/ ADL 8-2698), conivaptan and related agents describe in US 6,645,959) used for the treatment of postoperative ileus and other disorders.

The peptides and agonists described herein can be used in combination therapy with an anti-hypertensive agent including but not limited to:

- (1) diuretics, such as thiazides, including chlorthalidone, chlorthiazide, dichlorophenamide, hydroflumethiazide, indapamide, polythiazide, and hydrochlorothiazide; loop diuretics, such as bumetanide, ethacrynic acid, furosemide, and torsemide; potassium sparing agents, such as amiloride, and triamterene; carbonic anhydrase inhibitors, osmotics (such as glycerin) and aldosterone antagonists, such as spironolactone, eplerenone, and the like;
- (2) beta-adrenergic blockers such as acebutolol, atenolol, betaxolol, bevantolol, bisoprolol, bopindolol, carteolol, carvedilol, celiprolol, esmolol, indenolol, metaprolol, nadolol, nebivolol, penbutolol, pindolol, propanolol, sotalol, tertatolol, tilisolol, and timolol, and the like;
- (3) calcium channel blockers such as amlodipine, aranidipine, azelnidipine, barnidipine, benidipine, bepridil, cinaldipine, clevidipine, diltiazem, efonidipine, felodipine, gallopamil, isradipine, lacidipine, lemidipine, lercanidipine, nicardipine, nifedipine, nilvadipine, nimodepine, nisoldipine, nitrendipine, manidipine, pranidipine, and verapamil, and the like;
- (4) angiotensin converting enzyme (ACE) inhibitors such as benazepril; captopril; ceranapril; cilazapril; delapril; enalapril; enalapril; fosinopril; imidapril; lisinopril;

losinopril; moexipril; quinapril; quinaprilat; ramipril; perindopril; perindopril;
quanipril; spirapril; tenocapril;trandolapril, and zofenopril, and the like;

(5) neutral endopeptidase inhibitors such as omapatrilat, cadoxatril and ecadotril,
fosidotril, sampatrilat, AVE7688, ER4030, and the like;

5 (6) endothelin antagonists such as tezosentan, A308165, and YM62899, and the
like;

(7) vasodilators such as hydralazine, clonidine, minoxidil, and nicotiny alcohol,
and the like;

(8) angiotensin II receptor antagonists such as aprosartan, candesartan, eprosartan,
10 irbesartan, losartan, olmesartan, prazosartan, tasosartan, telmisartan, valsartan, and
EXP-3137, FI6828K, and RNH6270, and the like;

(9) α/β adrenergic blockers such as nipradilol, arotinolol and amosulalol, and the
like;

(10) alpha 1 blockers, such as terazosin, urapidil, prazosin, tamsulosin, bunazosin,
15 trimazosin, doxazosin, naftopidil, indoramin, WHP 164, and XEN010, and the like;

(11) alpha 2 agonists such as lofexidine, tiamenidine, moxonidine, rilmenidine and
guanobenz, and the like;

(12) aldosterone inhibitors; and the like; and

(13) angiotensin-2-binding agents such as those disclosed in WO03/030833.

20

Specific anti-hypertensive agents that can be used in combination with
peptides and agonists described herein include, but are not limited to:

diuretics, such as thiazides (e.g., chlorthalidone, cyclothiazide (CAS RN 2259-96-3),

25 chlorothiazide (CAS RN 72956-09-3, which may be prepared as disclosed in

US2809194), dichlorophenamide, hydroflumethiazide, indapamide, polythiazide,
bendroflumethazide, methyclothazide, polythiazide, trichlormethazide,

chlorthalidone, indapamide, metolazone, quinethazone, althiazide (CAS RN 5588-16-
9, which may be prepared as disclosed in British Patent No. 902,658), benzthiazide

30 (CAS RN 91-33-8, which may be prepared as disclosed in US3108097), buthiazide

(which may be prepared as disclosed in British Patent Nos. 861,367), and

hydrochlorothiazide), loop diuretics (e.g. bumetanide, ethacrynic acid, furosemide, and torasemide), potassium sparing agents (e.g. amiloride, and triamterene (CAS Number 396-01-0)), and aldosterone antagonists (e.g. spironolactone (CAS Number 52-01-7), epirenone, and the like); β -adrenergic blockers such as Amiodarone

5 (Cordarone, Pacerone), bunolol hydrochloride (CAS RN 31969-05-8, Parke-Davis), acebutolol (\pm N-[3-Acetyl-4-[2-hydroxy-3-[(1-methylethyl)amino]propoxy]phenyl]-butanamide, or (\pm)-3'-Acetyl-4'-[2-hydroxy-3-(isopropylamino) propoxy] butyranilide), acebutolol hydrochloride (e.g. Sectral[®], Wyeth-Ayerst), alprenolol hydrochloride (CAS RN 13707-88-5 see Netherlands Patent Application No.

10 6,605,692), atenolol (e.g. Tenormin[®], AstraZeneca), carteolol hydrochloride (e.g. Cartrol[®] Filintab[®], Abbott), Celiprolol hydrochloride (CAS RN 57470-78-7, also see in US4034009), cetamolol hydrochloride (CAS RN 77590-95-5, see also US4059622), labetalol hydrochloride (e.g. Normodyne[®], Schering), esmolol hydrochloride (e.g. Brevibloc[®], Baxter), levobetaxolol hydrochloride (e.g. Bataxon[™]

15 Ophthalmic Suspension, Alcon), levobunolol hydrochloride (e.g. Betagan[®] Liquifilm[®] with C CAP[®] Compliance Cap, Allergan), nadolol (e.g. Nadolol, Mylan), practolol (CAS RN 6673-35-4, see also US3408387), propranolol hydrochloride (CAS RN 318-98-9), sotalol hydrochloride (e.g. Betapace AF[™], Berlex), timolol (2-Propanol, 1-[(1,1-dimethylethyl)amino]-3-[[4-(4-morpholinyl)-1,2,5-thiadiazol-3-

20 yl]oxy]-, hemihydrate, (S)-, CAS RN 91524-16-2), timolol maleate (S)-1-[(1,1-dimethylethyl) amino]-3-[[4-(4-morpholinyl)-1,2,5-thiadiazol-3-yl] oxy]-2-propanol (Z)-2-butenedioate (1:1) salt, CAS RN 26921-17-5), bisoprolol (2-Propanol, 1-[4-[[2-(1-methylethoxy)ethoxy]-methyl]phenoxy]-3-[(1-methylethyl)amino]-, (\pm), CAS RN 66722-44-9), bisoprolol fumarate (such as (\pm)-1-[4-[[2-(1-Methylethoxy)

25 ethoxy]methyl]phenoxy]-3-[(1-methylethyl)amino]-2-propanol (E)-2-butenedioate (2:1) (salt), e.g., Zebeta[™], Lederle Consumer), nebivolol (2H-1-Benzopyran-2-methanol, $\alpha\alpha'$ -[iminobis(methylene)]bis[6-fluoro-3,4-dihydro-, CAS RN 99200-09-6 see also U.S. Pat. No. 4,654,362), cicloprolol hydrochloride, such 2-Propanol, 1-[4-[2-(cyclopropylmethoxy)ethoxy]phenoxy]-3-[1-methylethyl)amino]-, hydrochloride,

30 A.A.S. RN 63686-79-3), dexpropranolol hydrochloride (2-Propanol, 1-[1-methylethyl)-

amino]-3-(1-naphthalenyloxy)-hydrochloride (CAS RN 13071-11-9), diacetolol
 hydrochloride (Acetamide, N-[3-acetyl-4-[2-hydroxy-3-[(1-methyl-
 ethyl)amino]propoxy][phenyl]-, monohydrochloride CAS RN 69796-04-9), dilevalol
 hydrochloride (Benzamide, 2-hydroxy-5-[1-hydroxy-2-[1-methyl-3-
 5 phenylpropyl)amino]ethyl)-, monohydrochloride, CAS RN 75659-08-4), exaprolol
 hydrochloride (2-Propanol, 1-(2-cyclohexylphenoxy)-3-[(1-methylethyl)amino]-,
 hydrochloride CAS RN 59333-90-3), fleistolol sulfate (Benzoic acid, 2-fluoro-3-[[2-
 [aminocarbonyl)amino]-dimethylethyl]amino]-2-hydroxypropyl ester, (±)- sulfate
 (1:1) (salt), CAS RN 88844-73-9; metolol hydrochloride (Methanesulfonamide, N-[4-
 10 [1-hydroxy-2-(methylamino)propyl][phenyl]-, monohydrochloride CAS RN 7701-65-
 7), metoprolol 2-Propanol, 1-[4-(2-methoxyethyl)phenoxy]-3-[1-methylethyl)amino]-;
 CAS RN 37350-58-6), metoprolol tartrate (such as 2-Propanol, 1-[4-(2-
 methoxyethyl)phenoxy]-3-[(1-methylethyl)amino]-, e.g., Lopressor®, Novartis),
 pamatolol sulfate (Carbamic acid, [2-[4-[2-hydroxy-3-[(1-
 15 methylethyl)amino]propoxyl]phenyl]-ethyl)-, methyl ester, (±) sulfate (salt) (2:1),
 CAS RN 59954-01-7), penbutolol sulfate (2-Propanol, 1-(2-cyclopentylphenoxy)-3-
 [1,1-dimethylethyl)amino]1, (S)-, sulfate (2:1) (salt), CAS RN 38363-32-5),
 practolol (Acetamide, N-[4-[2-hydroxy-3-[(1-methylethyl)amino]-propoxy][phenyl]-,
 CAS RN 6673-35-4); tiprenolol hydrochloride (Propanol, 1-[(1-methylethyl)amino]-
 20 3-[2-(methylthio)-phenoxy]-, hydrochloride, (±), CAS RN 39832-43-4), tolamolol
 (Benzamide, 4-[2-[[2-hydroxy-3-(2-methylphenoxy)-propyl]amino]ethoxyl]-, CAS
 RN 38103-61-6), bopindolol, indenolol, pindolol, propanolol, tertatolol, and tilisolol,
 and the like; calcium channel blockers such as besylate salt of amlodipine (such as 3-
 ethyl-5-methyl-2-(2-aminoethoxymethyl)-4-(2-chlorophenyl)-1,4-dihydro-6-methyl-
 25 3,5-pyridinedicarboxylate benzenesulphonate, e.g., Norvasc®, Pfizer), cletiazem
 maleate (1,5-Benzothiazepin-4(5H)-one, 3-(acetyloxy)-8-chloro-5-[2-
 (dimethylamino)ethyl]-2,3-dihydro-2-(4-methoxyphenyl)-(2S-cis)-, (Z)-2-
 butenedioate (1:1), see also US4567195), isradipine (3,5-Pyridinedicarboxylic acid, 4-
 (4-benzofurazanyl)-1,4-dihydro-2,6-dimethyl-, methyl 1-methylethyl ester, (±)-4(4-
 30 benzo-furazanyl)-1,4-dihydro-2,6-dimethyl-3,5-pyridinedicarboxylate, see also
 US4466972); nimodipine (such as is isopropyl (2-methoxyethyl) 1, 4-dihydro-2,6-

dimethyl -4-(3-nitrophenyl)-3,5-pyridine-dicarboxylate, e.g. Nimotop®, Bayer), felodipine (such as ethyl methyl 4-(2,3-dichlorophenyl)-1,4-dihydro-2,6-dimethyl-3,5-pyridinedicarboxylate-, e.g. Plendil® Extended-Release, AstraZeneca LP), nilvadipine (3,5-Pyridinedicarboxylic acid, 2-cyano-1,4-dihydro-6-methyl-4-(3-nitrophenyl)-, 3-methyl 5-(1-methylethyl) ester, also see US3799934), nifedipine (such as 3,5-pyridinedicarboxylic acid, 1,4-dihydro-2,6-dimethyl-4-(2-nitrophenyl)-, dimethyl ester, e.g., Procardia XL® Extended Release Tablets, Pfizer), diltiazem hydrochloride (such as 1,5-Benzothiazepin-4(5H)-one, 3-(acetyloxy)-5[2-(dimethylamino)ethyl]-2,3-dihydro-2(4-methoxyphenyl)-, monohydrochloride, (+)-cis., e.g., Tiazac®, Forest), verapamil hydrochloride (such as benzencetonitrile, (alpha)-[[3-[[2-(3,4-dimethoxyphenyl) ethyl]methylamino]propyl]-3,4-dimethoxy-(alpha)-(1-methylethyl) hydrochloride, e.g., Isoptin® SR, Knoll Labs), teludipine hydrochloride (3,5-Pyridinedicarboxylic acid, 2-[(dimethylamino)methyl]4-[2-[(1E)-3-(1,1-dimethylethoxy)-3-oxo-1-propenyl]phenyl]-1,4-dihydro-6-methyl-, diethyl ester, monohydrochloride) CAS RN 108700-03-4), belfosdil (Phosphonic acid, [2-(2-phenoxyethyl)-1,3-propane-diyl]bis-, tetrabutyl ester CAS RN 103486-79-9), fostedil (Phosphonic acid, [[4-(2-benzothiazolyl)phenyl]methyl]-, diethyl ester CAS RN 75889-62-2), aranidipine, azelnidipine, barnidipine, benidipine, bepridil, einaldipine, clevidipine, efonidipine, gallopamil, lacidipine, lemidipine, lercanidipine, monatepil maleate (1-Piperazinebutanamide, N-(6,11-dihydrodibenzo(b,e)thiepin-11-yl)-4-(4-fluorophenyl)-, (±)-, (Z)-2-butenedioate (1:1) (±)-N-(6,11-Dihydrodibenzo(b,e)thiepin-11-yl)-4-(p-fluorophenyl)-1-piperazinebutyramide maleate (1:1) CAS RN 132046-06-1), nicardipine, nisoldipine, nitrendipine, manidipine, pramidipine, and the like; T-channel calcium antagonists such as mibefradil; angiotensin converting enzyme (ACE) inhibitors such as benazepril, benazepril hydrochloride (such as 3-[[1-(ethoxycarbonyl)-3-phenyl-(1S)-propyl]amino]-2,3,4,5-tetrahydro-2-oxo-1H-1-(3S)-benzazepine-1-acetic acid monohydrochloride, e.g., Lotrel®, Novartis), captopril (such as 1-[(2S)-3-mercapto-2-methylpropionyl]-L-proline, e.g., Captopril, Mylan, CAS RN 62571-86-2 and others disclosed in US4046889), ceranapril (and others disclosed in US4452790), cetapril (alacepril, Dainippon disclosed in Eur. Therap.

Res. 39:671 (1986); 40:543 (1986)), cilazapril (Hoffman-LaRoche) disclosed in J. Cardiovasc. Pharmacol. 9:39 (1987), indalapril (delapril hydrochloride (2H-1,2,4-Benzothiadiazine-7-sulfonamide, 3-bicyclo[2.2.1]hept-5-en-2-yl-6-chloro-3,4-dihydro-, 1,1-dioxide CAS RN 2259-96-3); disclosed in US4385051), enalapril (and
 5 others disclosed in US4374829), enalapril, enalaprilat, fosinopril, ((such as L-proline, 4-cyclohexyl-1-[[[2-methyl-1-(1-oxopropoxy) propoxy](4-phenylbutyl) phosphinyl]acetyl]-, sodium salt, trans—, e.g., Monopril, Bristol-Myers Squibb and others disclosed in US4168267), fosinopril sodium (L-Proline, 4-cyclohexyl-1-[[[(R)-[(1S)-2-methyl-1-(1-oxopropoxy)propox], imidapril, indolapril (Schering, disclosed
 10 in J. Cardiovasc. Pharmacol. 5:643, 655 (1983)), lisinopril (Merck), losinopril, moexipril, moexipril hydrochloride (3-Isoquinolinecarboxylic acid, 2-[(2S)-2-[[[(1S)-1-(ethoxycarbonyl)-3-phenylpropyl]amino]-1-oxopropyl]-1, -2,3,4-tetrahydro-6,7-dimethoxy-, monohydrochloride, (3S)- CAS RN 82586-52-5), quinapril, quinaprilat, ramipril (Hoechst) disclosed in EP 79022 and Curr. Ther. Res. 40:74 (1986),
 15 perindopril erbumine (such as 2S,3aS,7aS-1-[(S)-N-[(S)-1-Carboxybutyl]alanyl]hexahydro-2-indolinecarboxylic acid, 1-ethyl ester, compound with tert-butylamine (1:1), e.g., Aceon®, Solvay), perindopril (Servier, disclosed in Eur. J. clin. Pharmacol. 31:519 (1987)), quanipril (disclosed in US4344949), spirapril (Schering, disclosed in Acta. Pharmacol. Toxicol. 59 (Supp. 5):173 (1986)),
 20 tenocapril,trandolapril, zofenopril (and others disclosed in US4316906), rentiapril (fentiapril, disclosed in Clin. Exp. Pharmacol. Physiol. 10:131 (1983)), pivopril, YS980, teprotide (Bradykinin potentiator BPP9a CAS RN 35115-60-7), BRL 36,378 (Smith Kline Beecham, see EP80822 and EP60668), MC-838 (Chugai, see C.A. 102:72588v and Jap. J. Pharmacol. 40:373 (1986), CGS 14824 (Ciba-Geigy, 3-[[1-ethoxycarbonyl-3-phenyl-(1S)-propyl]amino]-2,3,4,5-tetrahydro-2-oxo-1-(3S)-
 25 benzazepine-1 acetic acid HCl, see U.K. Patent No. 2103614), CGS 16,617 (Ciba-Geigy, 3(S)-[[[(1S)-5-amino-1-carboxypentyl]amino]-2,3,4, -5-tetrahydro-2-oxo-1H-1-benzazepine-1-ethanoic acid, see US4473575), Ru 44570 (Hoechst, see Arzneimittelforschung 34:1254 (1985)), R 31-2201 (Hoffman-LaRoche see FEBS Lett. 165:201 (1984)), CI925 (Pharmacologist 26:243, 266 (1984)), WY-44221 (Wyeth, see J. Med. Chem. 26:394 (1983)), and those disclosed in US2003006922

(paragraph 28), US4337201, US4432971 (phosphoramidates); neutral endopeptidase inhibitors such as omapatrilat (Vanlev®), CGS 30440, cadoxatril and ecadotril, fasidotril (also known as aladotril or alatriopril), sampatrilat, mixanpril, and gemopatrilat, AVE7688, ER4030, and those disclosed in US5362727, US5366973, 5 US5225401, US4722810, US5223516, US4749688, US5552397, US5504080, US5612359, US5525723, EP0599444, EP0481522, EP0599444, EP0595610, EP0534363, EP534396, EP534492, EP0629627;

endothelin antagonists such as tezosentan, A308165, and YM62899, and the like; vasodilators such as hydralazine (apresoline), clonidine (clonidine hydrochloride (1H- 10 imidazol-2-amine, N-(2,6-dichlorophenyl)4,5-dihydro-, monohydrochloride CAS RN 4205-91-8), catapres, minoxidil (Loniten), nicotinic alcohol (roniacol), diltiazem hydrochloride (such as 1,5-Benzothiazepin-4(5H)-one,3-(acetyloxy)-5[2-(dimethylamino)ethyl]-2,-3-dihydro-2(4-methoxyphenyl)-, monohydrochloride, (+)- 15 cis, e.g., Tiazac®, Forest), isosorbide dinitrate (such as 1,4:3,6-dianhydro-D-glucitol 2,5-dinitrate e.g., Isordil® Titradose®, Wyeth-Ayerst), isosorbide mononitrate (such as 1,4:3,6-dianhydro-D-glucitol-1,5-nitrate, an organic nitrate, e.g., Ismo®, Wyeth-Ayerst), nitroglycerin (such as 2,3 propanetriol trinitrate, e.g., Nitrostat® Parke-Davis), verapamil hydrochloride (such as benzeneacetonitrile, (±)-(alpha)[3-[[2-(3,4 20 dimethoxyphenyl)ethyl]methylamino]propyl]-3,4-dimethoxy-(alpha)- (1-methylethyl) hydrochloride, e.g., Covera HS® Extended-Release, Searle), chromonar (which may be prepared as disclosed in US3282938), clonitate (Annalen 1870 155), droprenilamine (which may be prepared as disclosed in DE2521113), lidoflazine (which may be prepared as disclosed in US3267104); prenylamine (which may be prepared as disclosed in US3152173), propatyl nitrate (which may be prepared as 25 disclosed in French Patent No. 1,103,113), mioflazine hydrochloride (1-Piperazineacetamide, 3-(aminocarbonyl)-[4,4-bis(4-fluorophenyl)butyl]-N-(2,6-dichlorophenyl)-, dihydrochloride CAS RN 83898-67-3), mixidline (Benzeneethanamine, 3,4-dimethoxy-N-(1-methyl-2-pyrrolidinylidene)- Pyrrolidine, 2-[(3,4-dimethoxyphenethyl)imino]-1-methyl-1-Methyl-2-[(3,4- 30 dimethoxyphenethyl)imino]pyrrolidine CAS RN 27737-38-8), molsidomine (1,2,3-Oxadiazolium, 5-[(ethoxycarbonyl)amino]-3-(4-morpholinyl)-, inner salt CAS RN

25717-80-0), isosorbide mononitrate (D-Glucitol, 1,4:3,6-dianhydro-, 5-nitrate CAS
 RN 16051-77-7), erythrityl tetranitrate (1,2,3,4-Butanetetrol, tetranitrate, (2R,3S)-rel-
 CAS RN 7297-25-8), clonitrate(1,2-Propanediol, 3-chloro-, dinitrate (7Cl, 8Cl, 9Cl)
 CAS RN 2612-33-1), dipyridamole Ethanol, 2,2',2'',2'''-[(4,8-di-1-
 5 piperidinylpyrimido[5,4-d]pyrimidine-2,6-diyl)dinitrilo]tetrakis- CAS RN 58-32-2),
 nicorandil (CAS RN 65141-46-0 3-), pyridinecarboxamide (N-[2-(nitrooxy)ethyl]-
 Nisoldipine 3,5-Pyridinedicarboxylic acid, 1,4-dihydro-2,6-dimethyl-4-(2-
 nitrophenyl)-, methyl 2-methylpropyl ester CAS RN 63675-72-9), nifedipine 3,5-
 Pyridinedicarboxylic acid, 1,4-dihydro-2,6-dimethyl-4-(2-nitrophenyl)-, dimethyl
 10 ester CAS RN 21829-25-4), perhexiline maleate (Piperidine, 2-(2,2-
 dicyclohexylethyl)-, (2Z)-2-butenedioate (1:1) CAS RN 6724-53-4), oxprenolol
 hydrochloride (2-Propanol, 1-[(1-methylethyl)amino]-3-[2-(2-propenyloxy)phenoxy]-
 , hydrochloride CAS RN 6452-73-9), pentrinitrol (1,3-Propanediol, 2,2-
 bis[(nitrooxy)methyl]-, mononitrate (ester) CAS RN 1607-17-6), verapamil
 15 (Benzeneacetonitrile, α -[3-[2-(3,4-dimethoxyphenyl)ethyl]-methylamino]propyl]-
 3,4-dimethoxy- α -(1-methylethyl)- CAS RN 52-53-9) and the like; angiotensin II
 receptor antagonists such as, aprosartan, zolasartan, olmesartan, prazosartan, F16828K,
 RNH6270, candesartan (1H-Benzimidazole-7-carboxylic acid, 2-ethoxy-1-[[2'-(1H-
 tetrazol-5-yl)][1,1'-biphenyl]4-yl]methyl]- CAS RN 139481-59-7), candesartan
 20 cilfexetil ((+/-)-1-(cyclohexylcarbonyloxy)ethyl-2-ethoxy-1-[[2'-(1H-tetrazol-5-
 yl)]biphenyl-4-yl]-1H-benzimidazole carboxylate, CAS RN 145040-37-5, US5703110
 and US5196444), eprosartan (3-[1-4-carboxyphenylmethyl]-2-n-butyl-imidazol-5-yl]-
 (2-thienylmethyl) propenoic acid, US5185351 and US5650650), irbesartan (2-n-
 butyl-3- [[2'-(1H-tetrazol-5-yl)]biphenyl-4-yl]methyl][1,3-diazaspiro[4,4]non-1-en-4-
 25 one, US5270317 and US5352788), losartan (2-N-butyl-4-chloro-5-hydroxymethyl-1-
 [[2'-(1H-tetrazol-5-yl)]biphenyl-4-yl]-methyl]imidazole, potassium salt, US5138069,
 US5153197 and US5128355), tasosartan (5,8-dihydro-2,4-dimethyl-8-[[2'-(1H-
 tetrazol-5-yl)][1,1'-biphenyl]4-yl]methyl]-pyrido[2,3-d]pyrimidin-7(6H)-one,
 US5149699), telmisartan (4'-[(1,4-dimethyl-2'-propyl-(2,6'-bi-1H-benzimidazol)-1'-
 30 yl)]-[1,1'-biphenyl]-2-carboxylic acid, CAS RN 144701-48-4, US5591762),
 milfasartan, abitesartan, valsartan (Diovan® (Novartis), (S)-N-valeryl-N-[[2'-(1H-

tetrazol-5-yl)biphenyl-4-yl)methyl]valine, US5399578), EXP-3137 (2-N-butyl-4-
 chloro-1-[(2'-(1H-tetrazol-5-yl)biphenyl-4-yl)-methyl]imidazole-5-carboxylic acid,
 US5138069, US5153197 and US5128355), 3-(2'-(tetrazol-5-yl)-1,1'-biphen-4-
 yl)methyl-5,7-dimethyl-2-ethyl-3H-imidazo[4,5-b]pyridine, 4'[2-ethyl-4-methyl-6-
 5 (5,6,7,8-tetrahydroimidazo[1,2-a]pyridin-2-yl]-benzimidazol-1-yl]-methyl]-1,1'-
 biphenyl]-2-carboxylic acid, 2-butyl-6-(1-methoxy-1-methylethyl)-2-[2'-(1H-tetrazol-
 5-yl)biphenyl-4-ylmethyl]guinazolin-4(3H)-one, 3-[2'-carboxybiphenyl-4-yl)methyl]-
 2-cyclopropyl-7-methyl-3H-imidazo[4,5-b]pyridine, 2-butyl-4-chloro-1-[(2'-tetrazol-
 5-yl)biphenyl-4-yl)methyl]imidazole-carboxylic acid, 2-butyl-4-chloro-1-[[2'-(1H-
 10 tetrazol-5-yl)[1,1'-biphenyl]-4-yl)methyl]-1H-imidazole-5-carboxylic acid-1-
 (ethoxycarbonyloxy)ethyl ester potassium salt, dipotassium 2-butyl-4-(methylthio)-1-
 [[2-[[[(propylamino)carbonyl]amino]-sulfonyl](1,1'-biphenyl)-4-yl)methyl]-1H-
 imidazole-5-carboxylate, methyl-2-[[4-butyl-2-methyl-6-oxo-5-[[2'-(1H-tetrazol-5-
 yl)-[1,1'-biphenyl]-4-yl)methyl]-1-(6H)-pyrimidinyl)methyl]-3-thiophencarboxylate,
 15 5-[(3,5-dibutyl-1H-1,2,4-triazol-1-yl)methyl]-2-[2-(1H-tetrazol-5-ylphenyl)]pyridine,
 6-butyl-2-(2-phenylethyl)-5[[2'-(1H-tetrazol-5-yl)[1,1'-biphenyl]-4-
 methyl]pyrimidin-4(3H)-one D,L lysine salt, 5-methyl-7-n-propyl-8-[[2'-(1H-
 tetrazol-5-yl)biphenyl-4-yl)methyl]-[1,2,4]-triazolo[1,5-c]pyrimidin-2(3H)-one, 2,7-
 diethyl-5-[[2'-(5-tetrazolyl)biphenyl-4-yl)methyl]-5H-pyrazolo[1,5-b][1,2,4]triazole
 20 potassium salt, 2-[2-butyl-4,5-dihydro-4-oxo-3-[2'-(1H-tetrazol-5-yl)-4-
 biphenylmethyl]-3H-imidazo[4,5-c]pyridine-5-ylmethyl]benzoic acid, ethyl ester,
 potassium salt, 3-methoxy-2,6-dimethyl-4-[[2'-(1H-tetrazol-5-yl)-1,1'-biphenyl-4-
 yl)methoxy]pyridine, 2-ethoxy-1-[[2'-(5-oxo-2,5-dihydro-1,2,4-oxadiazol-3-
 yl)biphenyl-4-yl)methyl]-1H-benzimidazole-7-carboxylic acid, 1-[N-(2'-(1H-tetrazol-
 25 5-yl)biphenyl-4-yl-methyl)-N-valerolylaminomethyl]cyclopentane-1-carboxylic acid,
 7-methyl-2n-propyl-3-[[2'-(1H-tetrazol-5-yl)biphenyl-4-yl)methyl]-3H-imidazo[4,5-
 6]pyridine, 2-[5-[(2-ethyl-5,7-dimethyl-3H-imidazo[4,5-b]pyridine-3-yl)methyl]-2-
 quinolinyl]sodium benzoate, 2-butyl-6-chloro-4-hydroxymethyl-5-methyl-3-[[2'-(1H-
 tetrazol-5-yl)biphenyl-4-yl)methyl]pyridine, 2-[[[2-butyl-1-[(4-
 30 carboxyphenyl)methyl]-1H-imidazol-5-yl)methyl]amino]benzoic acid tetrazol-5-
 yl)biphenyl-4-yl)methyl]pyrimidin-6-one, 4(S)-[4-(carboxymethyl)phenoxy]-N-[2(R)-

[4-(2-sulfobenzamido)imidazol-1-yl]octanoyl]-L-proline, 1-(2,6-dimethylphenyl)-4-butyl-1,3-dihydro-3-[[6-[2-(1H-tetrazol-5-yl)phenyl]-3-pyridinyl]methyl]-2H-imidazol-2-one, 5,8-ethano-5,8-dimethyl-2-n-propyl-5,6,7,8-tetrahydro-1-[[2'-(1H-tetrazol-5-yl)biphenyl-4-yl]methyl]-1H,4H-1,3,4a,8a-tetraazacyclopentanaphthalene-9-one, 4-[1-[2'-(1,2,3,4-tetrazol-5-yl)biphen-4-yl]methylamino]-5,6,7,8-tetrahydro-2-triflylquinazoline, 2-(2-chlorobenzoyl)imino-5-ethyl-3-[2'-(1H-tetrazole-5-yl)biphenyl-4-yl]methyl-1,3,4-thiadiazoline, 2-[5-ethyl-3-[2-(1H-tetrazole-5-yl)biphenyl-4-yl]methyl-1,3,4-thiazoline-2-ylidene]aminocarbonyl-1-cyclopentencarboxylic acid dipotassium salt, and 2-butyl-4-[N-methyl-N-(3-methylcrotonoyl)amino]-1-[[2'-(1H-tetrazol-5-yl)biphenyl-4-yl]methyl]-1H-imidazole-5-carboxylic acid 1-ethoxycarbonyloxyethyl ester, those disclosed in patent

5
10
15
20
25
30

publications EP475206, EP497150, EP539086, EP539713, EP535463, EP535465, EP542059, EP497121, EP535420, EP407342, EP415886, EP424317, EP435827, EP433983, EP475898, EP490820, EP528762, EP324377, EP323841, EP420237, EP500297, EP426021, EP480204, EP429257, EP430709, EP434249, EP446062, EP505954, EP524217, EP514197, EP514198, EP514193, EP514192, EP450566, EP468372, EP485929, EP503162, EP533058, EP467207 EP399731, EP399732, EP412848, EP453210, EP456442, EP470794, EP470795, EP495626, EP495627, EP499414, EP499416, EP499415, EP511791, EP516392, EP520723, EP520724, EP539066, EP438869, EP505893, EP530702, EP400835, EP400974, EP401030, EP407102, EP411766, EP409332, EP412594, EP419048, EP480659, EP481614, EP490587, EP467715, EP479479, EP502725, EP503838, EP505098, EP505111 EP513,979 EP507594, EP510812, EP511767, EP512675, EP512676, EP512870, EP517357, EP537937, EP534706, EP527534, EP540356, EP461040, EP540039, EP465368, EP498723, EP498722, EP498721, EP515265, EP503785, EP501892, EP519831, EP532410, EP498361, EP432737, EP504888, EP508393, EP508445, EP403159, EP403158, EP425211, EP427463, EP437103, EP481448, EP488532, EP501269, EP500409, EP540400, EP005528, EP028834, EP028833, EP411507, EP425921, EP430300, EP434038, EP442473, EP443568, EP445811, EP459136, EP483683, EP518033, EP520423, EP531876, EP531874, EP392317, EP468470, EP470543, EP502314, EP529253, EP543263, EP540209, EP449699, EP465323,

EP521768, EP415594, WO92/14468, WO93/08171, WO93/08169, WO91/00277,
WO91/00281, WO91/14367, WO92/00067, WO92/00977, WO92/20342,
WO93/04045, WO93/04046, WO91/15206, WO92/14714, WO92/09600,
WO92/16552, WO93/05025, WO93/03018, WO91/07404, WO92/02508,
5 WO92/13853, WO91/19697, WO91/11909, WO91/12001, WO91/11999,
WO91/15209, WO91/15479, WO92/20687, WO92/20662, WO92/20661,
WO93/01177, WO91/14679, WO91/13063, WO92/13564, WO91/17148,
WO91/18888, WO91/19715, WO92/02257, WO92/04335, WO92/05161,
WO92/07852, WO92/15577, WO93/03033, WO91/16313, WO92/00068,
10 WO92/02510, WO92/09278, WO92/10179, WO92/10180, WO92/10186,
WO92/10181, WO92/10097, WO92/10183, WO92/10182, WO92/10187,
WO92/10184, WO92/10188, WO92/10180, WO92/10185, WO92/20651,
WO93/03722, WO93/06828, WO93/03040, WO92/19211, WO92/22533,
WO92/06081, WO92/05784, WO93/00341, WO92/04343, WO92/04059,
15 US5104877, US5187168, US5149699, US5185340, US4880804, US5138069,
US4916129, US5153197, US5173494, US5137906, US5155126, US5140037,
US5137902, US5157026, US5053329, US5132216, US5057522, US5066586,
US5089626, US5049565, US5087702, US5124335, US5102880, US5128327,
US5151435, US5202322, US5187159, US5198438, US5182288, US5036048,
20 US5140036, US5087634, US5196537, US5153347, US5191086, US5190942,
US5177097, US5212177, US5208234, US5208235, US5212195, US5130439,
US5045540, US5041152, and US5210204, and pharmaceutically acceptable salts and
esters thereof; α/β adrenergic blockers such as nipradilol, arotinolol, amosulalol,
bretylilium tosylate (CAS RN: 61-75-6), dihydroergtamine mesylate (such as
25 ergotaman-3', 6', 18-trione, 9,-10-dihydro-12'-hydroxy-2'-methyl-5'-(phenylmethyl)-
, (S'(α))-, monomethanesulfonate, e.g., DHE 45® Injection, Novartis), carvedilol (such
as (±)-1-(Carbazol-4-yloxy)-3-[[2-(*o*-methoxyphenoxy)ethyl]amino]-2-propanol, e.g.,
Coreg®, SmithKline Beecham), labetalol (such as 5-[1-hydroxy-2-[(1-methyl-3-
phenylpropyl) amino] ethyl]salicylamide monohydrochloride, e.g., Normodyne®,
30 Schering), bretylilium tosylate (Benzenemethanaminium, 2-bromo-N-ethyl-N,N-
dimethyl-, salt with 4-methylbenzenesulfonic acid (1:1) CAS RN 61-75-6),

phentolamine mesylate (Phenol, 3-[[[(4,5-dihydro-1H-imidazol-2-yl)methyl]](4-methylphenyl)amino]-, monomethanesulfonate (salt) CAS RN 65-28-1), solypertine tartrate (5H-1,3-Dioxolo[4,5-f]indole, 7-[2-[4-(2-methoxyphenyl)-1-piperazinyl]ethyl]-, (2R,3R)-2,3-dihydroxybutanedioate (1:1) CAS RN 5591-43-5),
 5 zolertine hydrochloride (Piperazine, 1-phenyl-4-[2-(1H-tetrazol-5-yl)ethyl]-, monohydrochloride (8Cl, 9Cl) CAS RN 7241-94-3) and the like;
 α adrenergic receptor blockers, such as alfuzosin (CAS RN: 81403-68-1), terazosin, urapidil, prazosin (Minipress®), tamsulosin, bunazosin, trimazosin, doxazosin, naftopidil, indoramin, WHP 164, XEN010, fenspiride hydrochloride (which may be prepared as disclosed in US3399192), proroxan (CAS RN 33743-96-3), and labetalol hydrochloride and combinations thereof; α 2 agonists such as methyl dopa, methyl dopa HCL, lofexidine, tiamenidine, moxonidine, rilmenidine, guanobenz, and the like;
 aldosterone inhibitors, and the like; renin inhibitors including Aliskiren (SPP100;
 15 Novartis/Speedel); angiotensin-2-binding agents such as those disclosed in WO03/030833;
 anti-angina agents such as ranolazine (hydrochloride 1-Piperazineacetamide, N-(2,6-dimethylphenyl)-4-[2-hydroxy-3-(2-methoxyphenoxy)propyl]-, dihydrochloride CAS RN 95635-56-6), betaxolol hydrochloride (2-Propanol, 1-[4-[2
 20 (cyclopropylmethoxy)ethyl]phenoxy]-3-[(1-methylethyl)amino]-, hydrochloride CAS RN 63659-19-8), butopropazine hydrochloride (Methanone, [4-[3(dibutylamino)propoxy]phenyl](2-ethyl-3-indoliziny)-, monohydrochloride CAS RN 62134-34-3), cinepazet maleate 1-Piperazineacetic acid, 4-[1-oxo-3-(3,4,5-trimethoxyphenyl)-2-propenyl]-, ethyl ester, (2Z)-2-butenedioate (1:1) CAS RN
 25 50679-07-7), losifen (Benzenesulfonamide, 4-methyl-N-[[[(1S)-1-methyl-2-phenylethyl]amino]carbonyl]- CAS RN 32295-184), verapamil hydrochloride (Benzeneacetonitrile, α -[3-[[2-(3,4-dimethoxyphenyl)ethyl]methylamino]propyl]-3,4-dimethoxy- α -(1-methylethyl)-, monohydrochloride CAS RN 152-114), molsidomine (1,2,3-Oxadiazolium, 5-[(ethoxycarbonyl)amino]-3-(4-morpholinyl)-, inner salt CAS
 30 RN 25717-80-0), and ranolazine hydrochloride (1-Piperazineacetamide, N-(2,6-dimethylphenyl)-4-[2-hydroxy-3-(2-methoxyphenoxy)propyl]-, dihydrochloride CAS

RN 95635-56-6); tosifen (Benzenesulfonamide, 4-methyl-N-[[[(1S)-1-methyl-2-phenylethyl]amino]carbonyl]- CAS RN 32295-184); adrenergic stimulants such as guanfacine hydrochloride (such as N-amidino-2-(2,6-dichlorophenyl) acetamide hydrochloride, e.g., Tenex® Tablets available from Robins); methyl dopa-
 5 hydrochlorothiazide (such as levo-3-(3,4-dihydroxyphenyl)-2-methylalanine) combined with Hydrochlorothiazide (such as 6-chloro-3,4-dihydro-2H-1,2,4-benzothiadiazine-7-sulfonamide 1,1-dioxide, e.g., the combination as, e.g., Aldoril® Tablets available from Merck), methyl dopa-chlorothiazide (such as 6-chloro-2H-1,2,4-benzothiadiazine-7-sulfonamide 1,1-dioxide and methyl dopa as described above,
 10 e.g., Aldoclor®, Merck), clonidine hydrochloride (such as 2-(2,6-dichlorophenylamino)-2-imidazoline hydrochloride and chlorthalidone (such as 2-chloro-5-(1-hydroxy-3-oxo-1-isoindoliny) benzenesulfonamide), e.g., Combipres®, Boehringer Ingelheim), clonidine hydrochloride (such as 2-(2,6-dichlorophenylamino)-2-imidazoline hydrochloride, e.g., Catapres®, Boehringer
 15 Ingelheim), clonidine (1H-Imidazol-2-amine, N-(2,6-dichlorophenyl)4,5-dihydro- CAS RN 4205-90-7), Hyzaar (Merck; a combination of losartan and hydrochlorothiazide), Co-Diovan (Novartis; a combination of valsartan and hydrochlorothiazide, Lotrel (Novartis; a combination of benazepril and amlodipine) and Caduet (Pfizer; a combination of amlodipine and atorvastatin), and those agents
 20 disclosed in US20030069221.

The peptides and agonists described herein can be used in combination therapy with one or more of the following agents useful in the treatment of respiratory and other disorders including but not limited to:

- 25 (1) β -agonists including but not limited to: albuterol (PROVENTIL®), SALBUTAMOL®, VENTOLIN®), bambuterol, bitoterol, clenbuterol, fenoterol, formoterol, isoetharine (BRONKOSOL®, BRONKOMETER®), metaproterenol (ALUPENT®, METAPREL®), pirbuterol (MAXAIR®), reproterol, rimiterol, salmeterol, terbutaline (BRETHAIRE®, BRETHINE®, BRICANYL®), adrenalin,
 30 isoproterenol (ISUPREL®), epinephrine bitartrate (PRIMATENE®), ephedrine, orciprenline, fenoterol and isoetharine;

- (2) steroids, including but not limited to beclomethasone, beclomethasone dipropionate, betamethasone, budesonide, budesonide, butixocort, dexamethasone, flunisolide, fluocortin, fluticasone, hydrocortisone, methyl prednisone, mometasone, predonisolone, predonisone, tipredane, tixocortal, triamcinolone, and triamcinolone acetate;
5 acetate;
- (3) β 2-agonist-corticosteroid combinations [e.g., salmeterol-fluticasone (ADVAIR®), formoterol-budesonid (SYMBICORT®)];
- (4) leukotriene D4 receptor antagonists/leukotriene antagonists/LTD4 antagonists (i.e., any compound that is capable of blocking, inhibiting, reducing or otherwise
10 interrupting the interaction between leukotrienes and the Cys LTI receptor) including but not limited to: zafirlukast, montelukast, montelukast sodium (SINGULAIR®), pranlukast, iralukast, pobiflukast, SKB-106,203 and compounds described as having LTD4 antagonizing activity described in U.S. Patent No. 5,565,473;
- (5) 5-lipoxygenase inhibitors and/or leukotriene biosynthesis inhibitors [e.g., zileuton
15 and BAY1005 (CA registry 128253-31-6)];
- (6) histamine H1 receptor antagonists/antihistamines (i.e., any compound that is capable of blocking, inhibiting, reducing or otherwise interrupting the interaction between histamine and its receptor) including but not limited to: astemizole, acrivastine, antazoline, azatadine, azelastine, astemizole, brompheniramine,
20 brompheniramine maleate, carbinoxamine, carebastine, cetirizine, chlorpheniramine, chlorpheniramine maleate, cimetidine, clemastine, cyclizine, cyproheptadine, descarboethoxyloratadine, dexchlorpheniramine, dimethindene, diphenhydramine, diphenylpyraline, doxylamine succinate, doxylamine, ebastine, efletirizine, epinastine, farnotidine, fexofenadine, hydroxyzine, hydroxyzine, ketotifen,
25 levocabastine, levocetirizine, levocetirizine, loratadine, meclizine, mepyramine, mequitazine, methdilazine, mianserin, mizolastine, noberastine, norastemizole, noraztemizole, phenindamine, pheniramine, picumast, promethazine, pynlamine, pyrilamine, ranitidine, temelastine, terfenadine, trimeprazine, tripelenamine, and triprolidine;
- (7) an anticholinergic including but not limited to: atropine, benztropine,
30 biperiden, flutropium, hyoscyamine (e.g. Levsin®; Levbid®; Levsin/SL®,

- Anaspaz®, Levsinex timecaps®, NuLev®), ilutropium, ipratropium, ipratropium bromide, methscopolamine, oxybutinin, rispenzepine, scopolamine, and tiotropium;
- (8) an anti-tussive including but not limited to: dextromethorphan, codeine, and hydromorphone;
- 5 (9) a decongestant including but not limited to: pseudoephedrine and phenylpropanolamine;
- (10) an expectorant including but not limited to: guaifenesin, guaicol sulfate, terpin, ammonium chloride, glycerol guaicolate, and iodinated glycerol;
- (11) a bronchodilator including but not limited to: theophylline and aminophylline;
- 10 (12) an anti-inflammatory including but not limited to: fluribiprofen, diclophenac, indomethacin, ketoprofen, S-ketoprophen, tenoxicam;
- (13) a PDE (phosphodiesterase) inhibitor including but not limited to those disclosed herein;
- (14) a recombinant humanized monoclonal antibody [e.g. xolair (also called
- 15 omalizumab), rhuMab, and talizumab];
- (15) a humanized lung surfactant including recombinant forms of surfactant proteins SP-B, SP-C or SP-D [e.g. SURFAXIN®, formerly known as dsc-104 (Discovery Laboratories)];
- (16) agents that inhibit epithelial sodium channels (ENaC) such as amiloride and
- 20 related compounds;
- (17) antimicrobial agents used to treat pulmonary infections such as acyclovir, amikacin, amoxicillin, doxycycline, trimethoprim sulfamethoxazole, amphotericin B, azithromycin, clarithromycin, roxithromycin, clarithromycin, cephalosporins (ceffoxitin, cefmetazole etc), ciprofloxacin, ethambutol, gentimycin, ganciclovir,
- 25 imipenem, isoniazid, itraconazole, penicillin, ribavirin, rifampin, rifabutin, amantadine, rimantidine, streptomycin, tobramycin, and vancomycin;
- (18) agents that activate chloride secretion through Ca⁺⁺ dependent chloride channels (such as purinergic receptor (P2Y(2)) agonists);
- (19) agents that decrease sputum viscosity, such as human recombinant DNase 1,
- 30 (Pulmozyme®);

- (20) nonsteroidal anti-inflammatory agents (acemetacin, acetaminophen, acetyl salicylic acid, alclofenac, alminoprofen, apazone, aspirin, benoxaprofen, bezpiperylon, bucloxic acid, carprofen, clidanac, diclofenac, diclofenac, diflumisal, diflusinal, etodolac, fenbufen, fenbufen, fenclofenac, fenclozic acid, fenoprofen, 5 fentiazac, feprazone, flufenamic acid, flufenisal, flufenisal, fluprofen, flurbiprofen, flurbiprofen, furofenac, ibufenac, ibuprofen, indomethacin, indomethacin, indoprofen, isoxepac, isoxicam, ketoprofen, ketoprofen, ketorolac, meclofenamic acid, meclofenamic acid, mefenamic acid, mefenamic acid, miroprofen, mofebutazone, nabumetone oxaprozin, naproxen, naproxen, niflumic acid, oxaprozin, oxpirnac, 10 oxyphenbutazone, phenacetin, phenylbutazone, phenylbutazone, piroxicam, piroxicam, pirprofen, pranoprofen, sudoxicam, tenoxicam, sulfasalazine, sulindac, sulindac, suprofen, tiaprofenic acid, tiopinac, tioxaprofen, tolfenamic acid, tolmetin, tolmetin, zidometacin, zomepirac, and zomepirac); and
- (21) aerosolized antioxidant therapeutics such as S-Nitrosoglutathione.

15

The peptides and agonists described herein can be used in combination therapy with an anti-obesity agent. Suitable such agents include, but are not limited to:

11 β HSD-1 (11-beta hydroxy steroid dehydrogenase type 1) inhibitors, such as BVT 20 3498, BVT 2733, 3-(1-adamanty1)-4-ethyl-5-(ethylthio)- 4H-1,2,4-triazole, 3-(1-adamanty1)-5-(3,4,5-trimethoxyphenyl)-4-methyl-4H-1,2,4-triazole, 3-adamantany1-4,5,6,7,8,9,10,11,12,3a-decahydro-1,2,4-triazolo[4,3-a][1,1]annulene, and those compounds disclosed in WO01/90091, WO01/90090, WO01/90092 and WO02/072084;

25 5HT antagonists such as those in WO03/037871, WO03/037887, and the like;

5HT1a modulators such as carbidopa, benserazide and those disclosed in US6207699, WO03/031439, and the like;

5HT_{2c} (serotonin receptor 2c) agonists, such as BVT933, DPCA37215, IK264, PNU 22394, WAY161503, R-1065, SB 243213 (Glaxo Smith Kline) and YM 348 and those disclosed in US3914250, WO00/77010, WO02/36596, WO02/48124, WO02/10169, WO01/66548, WO02/44152, WO02/51844, WO02/40456, and
5 WO02/40457;

5HT₆ receptor modulators, such as those in WO03/030901, WO03/035061, WO03/039547, and the like;

acyl-estrogens, such as oleoyl-estrone, disclosed in del Mar-Grasa, M. et al., Obesity Research, 9:202-9 (2001) and Japanese Patent Application No. JP 2000256190;

10 anorectic bicyclic compounds such as 1426 (Aventis) and 1954 (Aventis), and the compounds disclosed in WO00/18749, WO01/32638, WO01/62746, WO01/62747, and WO03/015769;

CB 1 (cannabinoid-1 receptor) antagonist/inverse agonists such as rimonabant (Acomplia; Sanofi), SR-147778 (Sanofi), SR-141716 (Sanofi), BAY 65-2520
15 (Bayer), and SLV 319 (Solvay), and those disclosed in patent publications US4973587, US5013837, US5081122, US5112820, US5292736, US5532237, US5624941, US6028084, US6509367, US6509367, WO96/33159, WO97/29079, WO98/31227, WO98/33765, WO98/37061, WO98/41519, WO98/43635, WO98/43636, WO99/02499, WO00/10967, WO00/10968, WO01/09120,
20 WO01/58869, WO01/64632, WO01/64633, WO01/64634, WO01/70700, WO01/96330, WO02/076949, WO03/006007, WO03/007887, WO03/020217, WO03/026647, WO03/026648, WO03/027069, WO03/027076, WO03/027114, WO03/037332, WO03/040107, WO03/086940, WO03/084943 and EP658546;

CCK-A (cholecystokinin-A) agonists, such as AR-R 15849, GI 181771 (GSK), JMV-
25 180, A-71378, A-71623 and SR146131 (Sanofi), and those described in US5739106;

CNTF (Ciliary neurotrophic factors), such as GI-181771 (Glaxo-SmithKline), SR146131 (Sanofi Synthelabo), butabindide, PD170,292, and PD 149164 (Pfizer);

- CNTF derivatives, such as Axokine® (Regeneron), and those disclosed in WO94/09134, WO98/22128, and WO99/43813;
- dipeptidyl peptidase IV (DP-IV) inhibitors, such as isoleucine thiazolidide, valine pyrrolidide, NVP-DPP728, LAF237, P93/01, P 3298, TSL 225 (tryptophyl-1,2,3,4-tetrahydroisoquinoline-3-carboxylic acid; disclosed by Yamada et al, Bioorg. & Med. Chem. Lett. 8 (1998) 1537-1540), TMC-2A/2B/2C, CD26 inhibitors, FE 999011, P9310/K364, VIP 0177, SDZ 274-444, 2-cyanopyrrolidides and 4-cyanopyrrolidides as disclosed by Ashworth et al, Bioorg. & Med. Chem. Lett., Vol. 6, No. 22, pp 1163-1166 and 2745-2748 (1996) and the compounds disclosed patent publications.
- WO99/38501, WO99/46272, WO99/67279 (Probiodrug), WO99/67278 (Probiodrug), WO99/61431 (Probiodrug), WO02/083128, WO02/062764, WO03/000180, WO03/000181, WO03/000250, WO03/002530, WO03/002531, WO03/002553, WO03/002593, WO03/004498, WO03/004496, WO03/017936, WO03/024942, WO03/024965, WO03/033524, WO03/037327 and EP1258476;
- growth hormone secretagogue receptor agonists/antagonists, such as NN703, hexarelin, MK-0677 (Merck), SM-130686, CP-424391 (Pfizer), LY 444,711 (Eli Lilly), L-692,429 and L-163,255, and such as those disclosed in USSN 09/662448, US provisional application 60/203335, US6358951, US2002049196, US2002/022637, WO01/56592 and WO02/32888;
- H3 (histamine H3) antagonist/inverse agonists, such as thioperamide, 3-(1H-imidazol-4-yl)propyl N-(4-pentenyl)carbamate, clobenpropit, iodophenpropit, imoproxifan, GT2394 (Gliatech), and A331440, O-[3-(1H-imidazol-4-yl)propanol]carbamates (Kiec-Kononowicz, K. et al., Pharmazie, 55:349-55 (2000)), piperidine-containing histamine H3-receptor antagonists (Lazewska, D. et al., Pharmazie, 56:927-32 (2001)), benzophenone derivatives and related compounds (Sasse, A. et al., Arch. Pharm.(Weinheim) 334:45-52 (2001)), substituted N-phenylcarbamates (Reidemeister, S. et al., Pharmazie, 55:83-6 (2000)), and proxifan derivatives (Sasse, A. et al., J. Med. Chem., 43:3335-43 (2000)) and histamine H3 receptor modulators such as those disclosed in WO02/15905, WO03/024928 and WO03/024929;

leptin derivatives, such as those disclosed in US5552524, US5552523, US5552522, US5521283, WO96/23513, WO96/23514, WO96/23515, WO96/23516, WO96/23517, WO96/23518, WO96/23519, and WO96/23520;

leptin, including recombinant human leptin (PEG-OB, Hoffman La Roche) and
5 recombinant methionyl human leptin (Amgen);

lipase inhibitors, such as tetrahydrolipstatin (orlistat/Xenical®), Triton WR1339, RHC80267, lipstatin, teasaponin, diethylumbelliferyl phosphate, FL-386, WAY-121898, Bay-N-3176, valilactone, esteracin, ebelactone A, ebelactone B, and RHC-80267, and those disclosed in patent publications WO01/77094, US4598089,
10 US4452813, USUS5512565, US5391571, US5602151, US4405644, US4189438, and US4242453;

lipid metabolism modulators such as maslinic acid, erythrodiol, ursolic acid uvaol, betulinic acid, betulin, and the like and compounds disclosed in WO03/011267;

Mc4r (melanocortin 4 receptor) agonists, such as CHIR86036 (Chiron), ME-10142,
15 ME-10145, and HS-131 (Melacure), and those disclosed in PCT publication Nos. WO99/64002, WO00/74679, WO01/991752, WO01/25192, WO01/52880, WO01/74844, WO01/70708, WO01/70337, WO01/91752, WO02/059095, WO02/059107, WO02/059108, WO02/059117, WO02/06276, WO02/12166, WO02/11715, WO02/12178, WO02/15909, WO02/38544, WO02/068387,
20 WO02/068388, WO02/067869, WO02/081430, WO03/06604, WO03/007949, WO03/009847, WO03/009850, WO03/013509, and WO03/031410;

Mc5r (melanocortin 5 receptor) modulators, such as those disclosed in WO97/19952, WO00/15826, WO00/15790, US20030092041;

melanin-concentrating hormone 1 receptor (MCHR) antagonists, such as T-226296
25 (Takeda), SB 568849, SNP-7941 (Synaptic), and those disclosed in patent publications WO01/21169, WO01/82925, WO01/87834, WO02/051809, WO02/06245, WO02/076929, WO02/076947, WO02/04433, WO02/51809,

WO02/083134, WO02/094799, WO03/004027, WO03/13574, WO03/15769,
WO03/028641, WO03/035624, WO03/033476, WO03/033480, JP13226269, and
JP1437059;

mGluR5 modulators such as those disclosed in WO03/029210, WO03/047581,
5 WO03/048137, WO03/051315, WO03/051833, WO03/053922, WO03/059904, and
the like;

serotonergic agents, such as fenfluramine (such as Pondimin®
(Benzeneethanamine, N-ethyl-alpha-methyl-3-(trifluoromethyl)-, hydrochloride),
Robbins), dexfenfluramine (such as Redux® (Benzeneethanamine, N-ethyl-alpha-
10 methyl-3-(trifluoromethyl)-, hydrochloride), Interneuron) and sibutramine
((Meridia®, Knoll/Reductil™) including racemic mixtures, as optically pure isomers
(+) and (-), and pharmaceutically acceptable salts, solvents, hydrates, clathrates and
prodrugs thereof including sibutramine hydrochloride monohydrate salts thereof, and
those compounds disclosed in US4746680, US4806570, and US5436272,
15 US20020006964, WO01/27068, and WO01/62341;

NE (norepinephrine) transport inhibitors, such as GW 320659, despiramine,
talsupram, and nomifensine;

NPY 1 antagonists, such as BIBP3226, J-115814, BIBO 3304, LY-357897, CP-
671906, GI-264879A, and those disclosed in US6001836, WO96/14307,
20 WO01/23387, WO99/51600, WO01/85690, WO01/85098, WO01/85173, and
WO01/89528;

NPY5 (neuropeptide Y Y5) antagonists, such as 152,804, GW-569180A, GW-
594884A, GW-587081X, GW-548118X, FR235208, FR226928, FR240662,
FR252384, 1229U91, GI-264879A, CGP71683A, LY-377897, LY-366377, PD-
25 160170, SR-120562A, SR-120819A, JCF-104, and H409/22 and those compounds
disclosed in patent publications US6140354, US6191160, US6218408, US6258837,
US6313298, US6326375, US6329395, US6335345, US6337332, US6329395,
US6340683, EP01010691, EP-01044970, WO97/19682, WO97/20820, WO97/20821,

WO97/20822, WO97/20823, WO98/27063, WO00/107409, WO00/185714,
WO00/185730, WO00/64880, WO00/68197, WO00/69849, WO/0113917,
WO01/09120, WO01/14376, WO01/85714, WO01/85730, WO01/07409,
WO01/02379, WO01/23388, WO01/23389, WO01/44201, WO01/62737,
5 WO01/62738, WO01/09120, WO02/20488, WO02/22592, WO02/48152,
WO02/49648, WO02/051806, WO02/094789, WO03/009845, WO03/014083,
WO03/022849, WO03/028726 and Norman et al., J. Med. Chem. 43:4288-4312
(2000);

opioid antagonists, such as nalmefene (REVEX ®), 3-methoxynaltrexone,
10 methylnaltrexone, naloxone, and naltrexone (e.g. PT901; Pain Therapeutics, Inc.) and
those disclosed in US20050004155 and WO00/21509;

orexin antagonists, such as SB-334867-A and those disclosed in patent publications
WO01/96302, WO01/68609, WO02/44172, WO02/51232, WO02/51838,
15 WO02/089800, WO02/090355, WO03/023561, WO03/032991, and WO03/037847;

PDE inhibitors (e.g. compounds which slow the degradation of cyclic AMP (cAMP)
and/or cyclic GMP (cGMP) by inhibition of the phosphodiesterases, which can lead to
a relative increase in the intracellular concentration of cAMP and cGMP; possible
PDE inhibitors are primarily those substances which are to be numbered among the
20 class consisting of the PDE3 inhibitors, the class consisting of the PDE4 inhibitors
and/or the class consisting of the PDE5 inhibitors, in particular those substances
which can be designated as mixed types of PDE3/4 inhibitors or as mixed types of
PDE3/4/5 inhibitors) such as those disclosed in patent publications DE1470341,
DE2108438, DE2123328, DE2305339, DE2305575, DE2315801, DE2402908,
25 DE2413935, DE2451417, DE2459090, DE2646469, DE2727481, DE2825048,
DE2837161, DE2845220, DE2847621, DE2934747, DE3021792, DE3038166,
DE3044568, EP000718, EP0008408, EP0010759, EP0059948, EP0075436,
EP0096517, EP0112987, EP0116948, EP0150937, EP0158380, EP0161632,

EP0161918, EP0167121, EP0199127, EP0220044, EP0247725, EP0258191,
EP0272910, EP0272914, EP0294647, EP0300726, EP0335386, EP0357788,
EP0389282, EP0406958, EP0426180, EP0428302, EP0435811, EP0470805,
EP0482208, EP0490823, EP0506194, EP0511865, EP0527117, EP0626939,
5 EP0664289, EP0671389, EP0685474, EP0685475, EP0685479, JP92234389,
JP94329652, JP95010875, US4963561, US5141931, WO9117991, WO9200968,
WO9212961, WO9307146, WO9315044, WO9315045, WO9318024, WO9319068,
WO9319720, WO9319747, WO9319749, WO9319751, WO9325517, WO9402465,
WO9406423, WO9412461, WO9420455, WO9422852, WO9425437, WO9427947,
10 WO9500516, WO9501980, WO9503794, WO9504045, WO9504046, WO9505386,
WO9508534, WO9509623, WO9509624, WO9509627, WO9509836, WO9514667,
WO9514680, WO9514681, WO9517392, WO9517399, WO9519362, WO9522520,
WO9524381, WO9527692, WO9528926, WO9535281, WO9535282, WO9600218,
WO9601825, WO9602541, WO9611917, DE3142982, DE1116676, DE2162096,
15 EP0293063, EP0463756, EP0482208, EP0579496, EP0667345 US6331543,
US20050004222 (including those disclosed in formulas I-XIII and paragraphs 37-39,
85-0545 and 557-577), WO9307124, EP0163965, EP0393500, EP0510562,
EP0553174, WO9501338 and WO9603399, as well as PDE5 inhibitors (such as RX-
RA-69, SCH-51866, KT-734, vesparginone, zaprinast, SKF-96231, ER-21355, BF/GP-
20 385, NM-702 and sildenafil (ViagraTM)), PDE4 inhibitors (such as etazolate,
ICI63197, RP73401, imazolidinone (RO-20-1724), MEM 1414 (R1533/R1500;
Pharmacia Roche), denbufylline, rolipram, oxagrelate, nitraquazone, Y-590, DH-
6471, SKF-94120, motapizone, lixazinone, indolidan, olprinone, atizoram, KS-506-G,
dipamfylline, BMY-43351, atizoram, arofylline, filaminast, PDB-093, UCB-29646,
25 CDP-840, SKF-107806, piclamilast, RS-17597, RS-25344-000, SB-207499,
TIBENELAST, SB-210667, SB-211572, SB-211600, SB-212066, SB-212179, GW-
3600, CDP-840, mopidamol, anagrelide, ibudilast, amrinone, pimobendan, cilostazol,
quazinone and N-(3,5-dichloropyrid-4-yl)-3-cyclopropylmethoxy4-
difluoromethoxybenzamide, PDE3 inhibitors (such as IC1153, 100, bemorandane
30 (RWJ 22867), MCI-154, UD-CG 212, sulmazole, ampizone, cilostamide, carbazeran,
piroximone, imazodan, CI-930, siguazodan, adibendan, saterinone, SKF-95654, SDZ-

MKS-492, 349-U-85, emoradan, EMD-53998, EMD-57033, NSP-306, NSP-307, revizinone, NM-702, WIN-62582 and WIN-63291, enoximone and milrinone, PDE3/4 inhibitors (such as benafentrine, trequinsin, ORG-30029, zardaverine, L-686398, SDZ-ISQ-844, ORG-20241, EMD-54622, and tolafentrine) and other PDE s inhibitors (such as vinpocetin, papaverine, enprofylline, cilomilast, fenoximone, pentoxifylline, roflumilast, tadalafil(Cialis®), theophylline, and vardenafil(Levitra®);

Neuropeptide Y2 (NPY2) agonists include but are not limited to: peptide YY and fragments and variants thereof (e.g. YY3-36 (PYY3-36)(N. Engl. J. Med. 349:941, 2003; IKPEAPGE DASPEELNRY YASLRHYLNL VTRQRY (SEQ ID NO:XXX)) 10 and PYY agonists such as those disclosed in WO02/47712, WO03/026591, WO03/057235, and WO03/027637;

serotonin reuptake inhibitors, such as, paroxetine, fluoxetine (Prozac™), fluvoxamine, sertraline, citalopram, and imipramine, and those disclosed in US6162805, US6365633, WO03/00663, WO01/27060, and WO01/162341;

15 thyroid hormone β agonists, such as KB-2611 (KaroBioBMS), and those disclosed in WO02/15845, WO97/21993, WO99/00353, GB98/284425, U.S. Provisional Application No. 60/183,223, and Japanese Patent Application No. JP 2000256190;

UCP-1 (uncoupling protein-1), 2, or 3 activators, such as phytanic acid, 4-[(E)-2-(5,6,7,8-tetrahydro-5,5,8,8-tetramethyl-2-naphthalenyl)-1-propenyl]benzoic acid 20 (TTNPB), retinoic acid, and those disclosed in WO99/00123;

β 3 (beta adrenergic receptor 3) agonists, such as AJ96777/TAK677 (Dainippon/Takeda), L750355 (Merck), CP331648 (Pfizer), CL-316,243, SB 418790, BRL-37344, L-796568, BMS-196085, BRL-35135A, CGP12177A, BTA-243, GW 427353, Trecadrine, Zeneca D7114, N-5984 (Nisshin Kyorin), LY-377604 (Lilly), SR 25 59119A, and those disclosed in US5541204, US5770615, US5491134, US5776983, US488064, US5705515, US5451677, WO94/18161, WO95/29159, WO97/46556, WO98/04526 and WO98/32753, WO01/74782, WO02/32897, WO03/014113, WO03/016276, WO03/016307, WO03/024948, WO03/024953 and WO03/037881;

noradrenergic agents including, but not limited to, diethylpropion (such as Tenuate® (1-propanone, 2-(diethylamino)-1-phenyl-, hydrochloride), Merrell), dextroamphetamine (also known as dextroamphetamine sulfate, dexamphetamine, dexedrine, Dexampex, Ferndex, Oxydess II, Robese, Spancap #1), mazindol ((or 5-(p-chlorophenyl)-2,5-dihydro-3H-imidazo[2,1-a]isoindol-5-ol) such as Sanorex®, 5 Novartis or Mazanor®, Wyeth Ayerst), phenylpropanolamine (or Benzenemethanol, alpha-(1-aminoethyl)-, hydrochloride), phentermine ((or Phenol, 3-[[4,5-dihydro-1H-imidazol-2-yl)ethyl](4-methylphenyl)amino], monohydrochloride) such as Adipex-P®, Lemmon, FASTIN®, Smith-Kline Beecham and Ionamin®, Medeva), 10 phendimetrazine ((or (2S,3S)-3,4-Dimethyl-2phenylmorpholine L-(+)-tartrate (1:1)) such as Metra® (Forest) , Plegine® (Wyeth-Ayerst), Prelu-2® (Boehringer Ingelheim), and Statobex® (Lemmon), phendamine tartrate (such as Thephorin® (2,3,4,9-Tetrahydro-2-methyl-9-phenyl-1H-indenol[2,1-c]pyridine L-(+)-tartrate (1:1)), Hoffmann-LaRoche), methamphetamine (such as Desoxyn®, Abbot ((S)-N, 15 (alpha)-dimethylbenzeneethanamine hydrochloride)), and phendimetrazine tartrate (such as Bontril® Slow-Release Capsules, Amarin (-3,4-Dimethyl-2-phenylmorpholine Tartrate);

fatty acid oxidation upregulator/inducers such as Famoxin® (Genset);

monamine oxidase inhibitors including but not limited to befloxatone, moclobemide, 20 brofaromine, phenoxathine, esuprone, befol, toloxatone, pirlindol, amiflamine, sercloreminé, bazineprine, lazabemide, milacemide, caroxazone and other certain compounds as disclosed by WO01/12176; and

other anti-obesity agents such as 5HT₂ agonists, ACC (acetyl-CoA carboxylase) inhibitors such as those described in WO03/072197, alpha-lipoic acid (alpha-LA), 25 AOD9604, appetite suppressants such as those in WO03/40107, ATL-962 (Alizyme PLC), benzocaine, benzphetamine hydrochloride (Didrex), bladderwrack (focus vesiculosus), BRS3 (bombesin receptor subtype 3) agonists, bupropion, caffeine, CCK agonists, chitosan, chromium, conjugated linoleic acid, corticotropin-releasing hormone agonists, dehydroepiandrosterone, DGAT1 (diacylglycerol acyltransferase

1) inhibitors, DGAT2 (diacylglycerol acyltransferase 2) inhibitors, dicarboxylate transporter inhibitors, ephedra, exendin-4 (an inhibitor of glp-1) FAS (fatty acid synthase) inhibitors (such as Cerulenin and C75), fat resorption inhibitors (such as those in WO03/053451, and the like), fatty acid transporter inhibitors, natural water soluble fibers (such as psyllium, plantago, guar, oat, pectin), galanin antagonists, 5 galega (Goat's Rue, French Lilac), garcinia cambogia, germander (teucrium chamaedrys), ghrelin antibodies and ghrelin antagonists (such as those disclosed in WO01/87335, and WO02/08250), peptide hormones and variants thereof which affect the islet cell secretion, such as the hormones of the secretin/gastric inhibitory peptide 10 (GIP)/vasoactive intestinal peptide (VIP)/pituitary adenylate cyclase activating peptide (PACAP)/glucagon-like peptide II (GLP-II)/glicentin/glucagon gene family and/or those of the adrenomedullin/amylin/calcitonin gene related peptide (CGRP) gene family including GLP-1 (glucagon-like peptide 1) agonists (e.g. (1) exendin-4, (2) those GLP-1 molecules described in US20050130891 including GLP-1(7-34), 15 GLP-1(7-35), GLP-1(7-36) or GLP-1(7-37) in its C-terminally carboxylated or amidated form or as modified GLP-1 peptides and modifications thereof including those described in paragraphs 17-44 of US20050130891, and derivatives derived from GLP-1-(7-34)COOH and the corresponding acid amide are employed which have the following general formula:

20 $R-NH-HAEGTFTSDVSYLEGQAAKEFIAWLVK-CONH_2$

wherein R=H or an organic compound having from 1 to 10 carbon atoms. Preferably, R is the residue of a carboxylic acid. Particularly preferred are the following carboxylic acid residues: formyl, acetyl, propionyl, isopropionyl, methyl, ethyl, propyl, isopropyl, n-butyl, sec-butyl, tert-butyl, and glp-1 (glucagon-like peptide-1), 25 glucocorticoid antagonists, glucose transporter inhibitors, growth hormone secretagogues (such as those disclosed and specifically described in US5536716), interleukin-6 (IL-6) and modulators thereof (as in WO03/057237, and the like), L-carnitine, Mc3r (melanocortin 3 receptor) agonists, MCH2R (melanin concentrating hormone 2R) agonist/antagonism, melanin concentrating hormone antagonists, 30 melanocortin agonists (such as Melanotan II or those described in WO 99/64002 and

WO 00/74679), nomame herba, phosphate transporter inhibitors, phytopharm
 compound 57 (CP 644,673), pyruvate, SCD-1 (stearoyl-CoA desaturase-1) inhibitors,
 T71 (Tularik, Inc., Boulder CO), Topiramate (Topimax®, indicated as an anti-
 convulsant which has been shown to increase weight loss), transcription factor
 5 modulators (such as those disclosed in WO03/026576), β -hydroxy steroid
 dehydrogenase-1 inhibitors (β -HSD-1), β -hydroxy- β -methylbutyrate, p57 (Pfizer),
 Zonisamide (Zonegran™, indicated as an anti-epileptic which has been shown to lead
 to weight loss), and the agents disclosed in US20030119428 paragraphs 20-26.

10 The peptides and agonists described herein can be used in therapeutic combination
 with one or more anti-diabetic agents, including but not limited to:
 PPAR γ agonists such as glitazones (e.g., WAY-120,744, AD 5075, balaglitazone,
 ciglitazone, darglitazone (CP-86325, Pfizer), englitazone (CP-68722, Pfizer),
 isaglitazone (MIT/J&J), MCC-555 (Mitsubishi disclosed in US5594016), pioglitazone
 15 (such as such as Actos™ pioglitazone; Takeda), rosiglitazone (Avandia™; Smith Kline
 Beecham), rosiglitazone maleate, troglitazone (Rezulin®, disclosed in US4572912),
 rivoglitazone (CS-011, Sankyo), GL-262570 (Glaxo Welcome), BRL49653
 (disclosed in WO98/05331), CLX-0921, 5-BTSD, GW-0207, LG-100641, JJT-501
 (JPNT/P&U), L-895645 (Merck), R-119702 (Sankyo/Pfizer), NN-2344 (Dr.
 20 Reddy/NN), YM-440 (Yamanouchi), LY-300512, LY-519818, R483 (Roche), T131
 (Tularik), and the like and compounds disclosed in US4687777, US5002953,
 US5741803, US5965584, US6150383, US6150384, US6166042, US6166043,
 US6172090, US6211205, US6271243, US6288095, US6303640, US6329404,
 US5994554, WO97/10813, WO97/27857, WO97/28115, WO97/28137, WO97/27847,
 25 WO00/76488, WO03/000685, WO03/027112, WO03/035602,
 WO03/048130, WO03/055867, and pharmaceutically acceptable salts thereof;
 biguanides such as metformin hydrochloride (N,N-dimethylimidodicarbonimidic
 diamide hydrochloride, such as Glucophage™, Bristol-Myers Squibb); metformin
 hydrochloride with glyburide, such as Glucovance™, Bristol-Myers Squibb);
 30 buformin (Imidodicarbonimidic diamide, N-butyl-); etoformine (1-Butyl-2-
 ethylbiguanide, Schering A. G.); other metformin salt forms (including where the salt

What is claimed is:

1. A method of preventing or treating a side-effect associated with opioid administration, the method comprising administering to a patient that is being treated with an opioid, a polypeptide comprising the amino acid sequence:

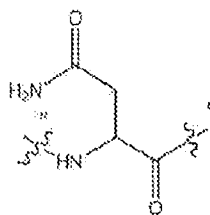
Aⁿ-B^m-C^k wherein:

Aⁿ is an amino acid sequence comprising a pre sequence depicted in FIG. 4 or is missing;

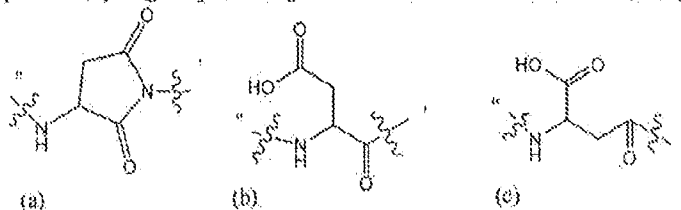
B^m is an amino acid sequence comprising a pro sequence depicted in FIG. 4 or is missing;

C^k is an amino acid sequence comprising a GC-C receptor agonist polypeptide amino acid sequence,

wherein one or more Asn having the structure:



is optionally replaced by a group having a structure selected from (a), (b) and (c):



provided that an Asn at the carboxy terminus is not replaced by structure (a) or structure (c).

2. The method of claim 1 wherein the patient is being treated with an opioid selected from the group consisting of alfentanil, buprenorphine, butorphanol, codeine, dezocine, dihydrocodeine, fentanyl, hydrocodone, hydromorphone,

levorphanol, meperidine (pethidine), methadone, morphine, nalbuphine, oxycodone, oxymorphone, pentazocine, propiram, propoxyphene, sufentanil and tramadol.

3. The method of claim 2 wherein the patient is being treated with an opioid selected from the group consisting of: morphine, codeine, oxycodone, hydrocodone, dihydrocodeine, propoxyphene, fentanyl and tramadol.

4. The method of any of claims 1-3 wherein the side effect is selected from the group consisting of constipation, nausea and vomiting.

10

5. The method of claim 4 wherein the side effect is constipation.

6. The method of claim 4 wherein the side effect is nausea.

15

7. The method of claim 4 wherein the side effect is vomiting.

8. The method of any of claims 1-7 further comprising administering an opioid antagonist.

20

9. The method of claim 8 wherein the opioid antagonist is naloxone or naltrexone.

10. The method of any of claims 1-9 wherein the polypeptide comprises a sequence selected from:

25

PGTCEICASA AACTGC (SEQ ID NO:)

PGTCEICATA AACTGC (SEQ ID NO:)

PGTCEICANA AACTGC (SEQ ID NO:)

PGTCEICAQA AACTGC (SEQ ID NO:)

30

PGTCEICARA AACTGC (SEQ ID NO:)

PGTCEICAEA AACTGC (SEQ ID NO:)

PGTCEICADA AACTGC (SEQ ID NO:)
PGTCEICAGAACTGC (SEQ ID NO:)
PGTCEICAAA AACTGC (SEQ ID NO:)
PGTCEICAMA AACTGC (SEQ ID NO:)
5 PGTCEICAIA AACTGC (SEQ ID NO:)
PGTCEICALA AACTGC (SEQ ID NO:)
PGTCEICAVA AACTGC (SEQ ID NO:)
PGTCEICAHA AACTGC (SEQ ID NO:)
PGTCEIGICAYA AACTGC (SEQ ID NO:)
10 PGTCEIGCAYA AACTGC (SEQ ID NO:)
PGTCEICGAYA AACTGC (SEQ ID NO:)
PGTCEICAGYA AACTGC (SEQ ID NO:)
PGTCEICAYGA AACTGC (SEQ ID NO:)
PGTCEICAYAG AACTGC (SEQ ID NO:)
15 PGTCEICAYA AACTGC (SEQ ID NO:)
PGTCEICAYA AACTGC (SEQ ID NO:)
PGTCEICAYA AACTGC (SEQ ID NO:)
PGTCEICAYA AACTGC (SEQ ID NO:)
PGTCEICAYA AACTGC (SEQ ID NO:)
20 PGTCEICAYA AACTGC (SEQ ID NO:)
PGTCEICAAYA AACTGC (SEQ ID NO:)
PGTCEICAYAA AACTGC (SEQ ID NO:)
PGTCEICAYA AACTGC (SEQ ID NO:)
PGTCEICAYA AACTGC (SEQ ID NO:)
25 PGTCEICAYA AACTGC (SEQ ID NO:)
PGTCEICAYA AACTGC (SEQ ID NO:)
PGTCEICAYA AACTGC (SEQ ID NO:)
PGTCEICAYA AACTGC (SEQ ID NO:)
KDDCELCVNVACTGCL
30 KDECELCVNVACTGCL
KDDCELCVNVACTGC

KDECELCVNVACTGC
ECELCINVACTGC
ECELCVNVACTGCL
ECELCVNVACTGC
5 FKTLRTIANDDCELCVNVACTGC
FKTLRTIANDDCELCVNVACTGCL
FKTLRTIANDECCELCVNVACTGCL
FKTLRTIANDECCELCVNVACTGC
NDDCELCVNVACTGC
10 NDDCELCVNVACTGCL
NDECELCVNIACTGC
NDECELCVNVACTGCL
NDECELCVNVACTGC
PNTCEICANAACTGC
15 PNTCEICAYAACTGC
TDECELCINVACTGC
TIANDDCELCVNVACTGCL
TIANDDCELCVNVACTGC
TIANDECCELCVNVACTGCL
20 TIANDECCELCVNVACTGC
TIATDECELCINVACTGC
TIATDECELCINVACTGC;

MNAWLLSVLCLL GALAVLVEGVTVQDGDLSFPLESVKQLKHLREVQEPTLM
25 SHKKFALRLPKPVAPELCSQSAPPEALRPLCEKPNAAEILQRLEAIAQDPNTCEI
CAYAACTGC;

EDFGTCEICAYAACTGC;

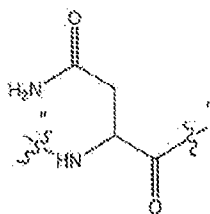
30 PSTCEICAYAACAGC;

PNTCEICAYAACTGC;
NDDCELCVNBACTGCL;
5 FKTLRTIANDDCELCVNVACTGCL;
FKTLRTIANDDCLCVNVACTGCL;
LQALRTMDNDECELCVNIACTGC;
10 FKTLRTIANDDCELCVNVACTGCL;
NDDCELCVNVACTGCL
NDDCELCVNVACTACL
NDDCELCVNVACAGCL
15 NDDCELCVNAACTGCL
NDDCELCVAVACTGCL
NDDCELCANVACTGCL
NDDCEACVNVACTGCL
NDDCALCVNVACTGCL
20 NDACELCVNVACTGCL
NADCELCVNVACTGCL
ADDCELCVNVACTGCL
NDDCELCAYAACTGCL
NDDCELCVNPACTGCL
25 NDDCELCVNVACTGCLKK
NDDCELCVNVACTACLKK
NDDCELCVNVACTGCI
NDECELCVNVACTGCL
NDECELCVNVACTACL
30 NDECELCVNVACAGCL
NDECELCVNAACTGCL

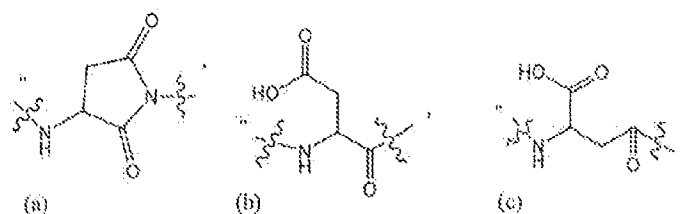
NDECELCVAVACTGCL
NDECELCANVACTGCL
NDECEACVNVACTGCL
NDECALCVNVACTGCL
5 NDACELCVNVACTGCL
NADCELCVNVACTGCL
ADECELCVNVACTGCL
NDECELCAYAACTGCL
NDECELCVNPACTGCL
10 NDECELCVNVACTGCLKK
NDECELCVNVACTACLKK
NDECELCVNVACTGCI
NDDCELCVNVACTGC
NDDCELCVNVACTAC
15 NDDCELCVNVACAGC
NDDCELCVNAACTGC
NDDCELCVAVACTGC
NDDCELCANVACTGC
NDDCEACVNVACTGC
20 NDDCALCVNVACTGC
NDACELCVNVACTGC
NADCELCVNVACTGC
ADDCELCVNVACTGC
NDDCELCAYAACTGC
25 NDDCELCVNPACTGC
NDBCELCVNVACTGC
NDECELCVNVACTAC
NDECELCVNVACAGC
NDECELCVNAACTGC
30 NDECELCVAVACTGC
NDECELCANVACTGC

NDECEACVNVACTGC
 NDECALCVNVACTGC
 NDACELCVNVACTGC
 NADCELCVNVACTGC
 5 ADECELCVNVACTGC
 NDECELCA YAACTGC
 NDECELCVNPACTGC
 NDDCELCVNVACTGCA
 NDECELCVNVACTGCA
 10 PGTCEICAYAACTAC
 PGTCEICAYAACTGCL
 PGTCEICAYAACTGCLKK
 PGTCEICAYAACTGCI

- 15 II. A polypeptide comprising the amino acid sequence:
 A'-B'-C' wherein:
 A' is an amino acid sequence comprising a pre sequence depicted in FIG. 4 or
 is missing;
 B' is an amino acid sequence comprising a pro sequence depicted in FIG. 4 or
 20 is missing;
 C' is an amino acid sequence comprising a GC-C receptor agonist polypeptide
 amino acid sequence,
 wherein one or more Asn having the structure:



25 is optionally replaced by a group having a structure selected from (a), (b) and (c):



provided that an Asn at the carboxy terminus is not replaced by structure (a) or structure (c).

5

12. The polypeptide of claim 11 wherein C' comprises the amino acid sequence:

Xaa₁ Xaa₂ Xaa₃ Cys₄ Xaa₅ Xaa₆ Xaa₇ Xaa₈ Xaa₉ Xaa₁₀ Xaa₁₁ Cys₁₂ Xaa₁₃ Xaa₁₄ Xaa₁₅

10 Xaa₁₆ (SEQ ID NO:1) wherein:

Xaa₁ is Ser, Asn, Tyr, Ala, Gln, Pro, Lys, Gly, or Thr, or is missing;

Xaa₂ is His, Asp, Glu, Ala, Ser, Asn, Gly, or is missing;

Xaa₃ is Thr, Asp, Ser, Glu, Pro, Val or Leu;

Xaa₅ is Asp, Ile or Glu;

15 Xaa₆ is Ile, Trp or Leu;

Xaa₇ is Cys, Ser, or Tyr;

Xaa₈ is Ala, Val, Thr, Ile, Met or is missing;

Xaa₉ is a) any amino acid, b) Phe, Tyr, Asn, Trp, c) an amino acid other than

Phe, Trp, or Tyr, d) non-aromatic amino acid or e) is missing;

20 Xaa₁₀ is Ala, Val, Met, Thr or Ile;

Xaa₁₁ is Ala or Val;

Xaa₁₃ is Ala or Thr;

Xaa₁₄ is Gly, Ala or Ser;

Xaa₁₅ is Cys, Tyr or is missing; and

25 Xaa₁₆ is: a) Trp, Tyr or Phe; b) Lys or Arg; c) is missing or d) His or Leu or

Ser.

13. The polypeptide of any of claims 11-12 selected from:

(a) a polypeptide comprising A', B' and C' wherein one or more Asn is optionally replaced by a group having a structure selected from (a), (b) and (c);

(b) a polypeptide comprising B' and C', wherein one or more Asn is optionally replaced by a group having a structure selected from (a), (b) and (c);

5 (c) a polypeptide comprising A' and C' wherein one or more Asn is optionally replaced by a group having a structure selected from (a), (b) and (c); and

(d) a polypeptide comprising C' wherein one or more Asn is optionally replaced by a group having a structure selected from (a), (b) and (c).

10 14. The polypeptide of any of claims 11-13 selected from:

(a) a polypeptide consisting essentially of A', B' and C' wherein one or more Asn is optionally replaced by a group having a structure selected from (a), (b) and (c);

15 (b) a polypeptide consisting essentially of B' and C', wherein one or more Asn is optionally replaced by a group having a structure selected from (a), (b) and (c);

(c) a polypeptide consisting essentially of A' and C' wherein one or more Asn is optionally replaced by a group having a structure selected from (a), (b) and (c); and

20 (d) a polypeptide consisting essentially of C' wherein one or more Asn is optionally replaced by a group having a structure selected from (a), (b) and (c).

15 15. The polypeptide of any of claims 11-14 selected from:

(a) a polypeptide consisting of A', B' and C' wherein one or more Asn is optionally replaced by a group having a structure selected from (a), (b) and (c);

25 (b) a polypeptide consisting of B' and C', wherein one or more Asn is optionally replaced by a group having a structure selected from (a), (b) and (c);

(c) a polypeptide consisting of A' and C' wherein one or more Asn is optionally replaced by a group having a structure selected from (a), (b) and (c); and

30 (d) a polypeptide consisting of C' wherein one or more Asn is optionally replaced by a group having a structure selected from (a), (b) and (c).

16. The polypeptide of any of claims 11-15 selected from:
- (a) a polypeptide comprising A', B' and C' wherein one or more Asn is replaced by a group having a structure selected from (a), (b) and (c);
 - (b) a polypeptide comprising B' and C', wherein one or more Asn is replaced by a group having a structure selected from (a), (b) and (c);
 - (c) a polypeptide comprising A' and C' wherein one or more Asn is replaced by a group having a structure selected from (a), (b) and (c); and
 - (d) a polypeptide comprising C' wherein one or more Asn is replaced by a group having a structure selected from (a), (b) and (c).
17. The polypeptide of any of claims 11-16 selected from:
- (a) a polypeptide consisting essentially of A', B' and C' wherein one or more Asn is replaced by a group having a structure selected from (a), (b) and (c);
 - (b) a polypeptide consisting essentially of B' and C', wherein one or more Asn is replaced by a group having a structure selected from (a), (b) and (c);
 - (c) a polypeptide consisting essentially of A' and C' wherein one or more Asn is replaced by a group having a structure selected from (a), (b) and (c); and
 - (d) a polypeptide consisting essentially of C' wherein one or more Asn is replaced by a group having a structure selected from (a), (b) and (c).
18. The polypeptide of any of claims 11-17 selected from:
- (a) a polypeptide consisting of A', B' and C', wherein one or more Asn is replaced by a group having a structure selected from (a), (b) and (c);
 - (b) a polypeptide consisting of B' and C', wherein one or more Asn is replaced by a group having a structure selected from (a), (b) and (c);
 - (c) a polypeptide consisting of A' and C', wherein one or more Asn is replaced by a group having a structure selected from (a), (b) and (c); and
 - (d) a polypeptide consisting of C' wherein one or more Asn is replaced by a group having a structure selected from (a), (b) and (c).
19. The polypeptide of any of claims 11-18 wherein

C' comprises an amino acid sequence depicted in Figure 1, wherein one or more Asn is replaced by a group having a structure selected from (a), (b) and (c).

20. The polypeptide of any of claims 11-19 wherein
5 C' consists essentially of an amino acid sequence depicted in Figure 1, wherein one or more Asn is replaced by a group having a structure selected from (a), (b) and (c).

21. The polypeptide of any of claims 11-20 wherein
C' consists of an amino acid sequence depicted in Figure 1, wherein one or more Asn
10 is replaced by a group having a structure selected from (a), (b) and (c).

22. The polypeptide of any of claims 11-21 wherein
C' comprises an amino acid sequence depicted in Figure 2, wherein one or more Asn
is replaced by a group having a structure selected from (a), (b) and (c).

15

23. The polypeptide of any of claims 11-22 wherein
C' consists essentially of an amino acid sequence depicted in Figure 2, wherein one or
more Asn is replaced by a group having a structure selected from (a), (b) and (c).

24. The polypeptide of any of claims 11-23 wherein
20 C' consists of an amino acid sequence depicted in Figure 2, wherein one or more Asn
is replaced by a group having a structure selected from (a), (b) and (c).

25. The polypeptide of any of claims 11-24 wherein
25 C' comprises an amino acid sequence depicted in Figure 3, wherein one or more Asn
is replaced by a group having a structure selected from (a), (b) and (c).

26. The polypeptide of any of claims 11-25 wherein
C' consists essentially of an amino acid sequence depicted in Figure 3, wherein one or
30 more Asn is replaced by a group having a structure selected from (a), (b) and (c).

27. The polypeptide of any of claims 11-26 wherein C' consists of an amino acid sequence depicted in Figure 3, wherein one or more Asn is replaced by a group having a structure selected from (a), (b) and (c).
- 5 28. The polypeptide of any of claims 11-27 comprising an amino acid sequence depicted in FIG. 4, wherein one or more Asn is replaced by a group having a structure selected from (a), (b) and (c).
- 10 29. The polypeptide of any of claims 11-28 consisting essentially of an amino acid sequence depicted in FIG. 4, wherein one or more Asn is replaced by a group having a structure selected from (a), (b) and (c).
- 15 30. The polypeptide of any of claims 11-29 consisting of an amino acid sequence depicted in FIG. 4, wherein one or more Asn is replaced by a group having a structure selected from (a), (b) and (c).
- 20 31. The polypeptide of any of claims 11-30 comprising an amino acid sequence depicted in FIG. 4, wherein one or more Asn is replaced by a group having a structure selected from (a), (b) and (c).
- 25 32. The polypeptide of any of claims 11-31 consisting essentially of an amino acid sequence depicted in FIG. 4, wherein one or more Asn is replaced by a group having a structure selected from (a), (b) and (c).
- 30 33. The polypeptide of any of claims 11-32 consisting of an amino acid sequence depicted in FIG. 4, wherein one or more Asn is replaced by a group having a structure selected from (a), (b) and (c).
34. The polypeptide of any of claims 11-33 wherein one or more Asn is replaced by a group having a structure selected from (a) and (c).

35. The polypeptide of any of claims 11-34 wherein one or more Asn is replaced by a group having structure (a).

36. The polypeptide of any of claims 11-35 wherein one or more Asn is replaced by a group having structure (c).

37. The polypeptide of any of claims 11-36 wherein one or more Asn is replaced by a group having structure (b).

38. The polypeptide of any of claims 11-37 wherein an Asn at the amino terminus of the polypeptide is replaced by a structure selected from (a), (b) and (c).

39. The polypeptide of any of claims 11-38 wherein an Asn at the carboxy terminus of the polypeptide is replaced by a structure (b).

40. The polypeptide of any of claims 11-39 claims wherein an Asn that is neither at the carboxy terminus of the polypeptide nor at the amino terminus of the polypeptide is replaced by a structure selected from (a), (b) and (c).

41. The polypeptide of any of claims 11-40 wherein all Asn are replaced by a structure selected from (a), (b) and (c).

42. The polypeptide of any of claims 11-41 wherein at least two Asn are replaced by a structure selected from (a), (b) and (c).

43. The polypeptide of any of claims 11-42 wherein at least three Asn are replaced by a structure selected from (a), (b) and (c).

44. The polypeptide of any of claims 11-43 wherein at least four Asn are replaced by a structure selected from (a), (b) and (c).

45. The polypeptide of any of claims 11-44 wherein at least five Asn are replaced by a structure selected from (a), (b) and (c).

46. The polypeptide of any of claims 11-45 wherein at least six Asn are
5 replaced by a structure selected from (a), (b) and (c).

47. The polypeptide of any of claims 11-46 wherein all Asn replaced by a structure selected from (a), (b) and (c) are replaced by structure (a).

10 48. The polypeptide of any of claims 11-47 wherein all Asn replaced by a structure selected from (a), (b) and (c) are replaced by structure (b).

49. The polypeptide of any of claims 11-48 wherein all Asn replaced by a structure selected from (a), (b) and (c) are replaced by structure (c).

15

50. The polypeptide of any of claims 11-49 wherein at least one Asn within A', when A' is present, is replaced by a structure selected from (a), (b) and (c).

20 51. The polypeptide of any of claims 11-50 wherein at least one Asn within B', when B' is present, is replaced by a structure selected from (a), (b) and (c).

52. The polypeptide of any of claims 11-51 wherein at least one Asn within C' is replaced by a structure selected from (a), (b) and (c).

25 53. The polypeptide of any of claims 11-52 wherein all Asn within C' are replaced by a structure selected from (a), (b) and (c).

54. The polypeptide of any of claims 11-53 wherein at least one Asn within A', when A' is present, is replaced by structure (a).

30

55. The polypeptide of any of claims 11-54 wherein at least one Asn within B', when B' is present, is replaced by structure (a).

56. The polypeptide of any of claims 11-55 wherein at least one Asn within C', when C' is present, is replaced by structure (a).

57. The polypeptide of any of claims 11-56 wherein at least one Asn within A', when A' is present, is replaced by structure (b).

58. The polypeptide of any of claims 11-57 wherein at least one Asn within B', when B' is present, is replaced by structure (b).

59. The polypeptide of any of claims 11-58 wherein at least one Asn within C', when C' is present, is replaced by structure (b).

60. The polypeptide of any of claims 11-59 wherein at least one Asn within A', when A' is present, is replaced by structure (c).

61. The polypeptide of any of claims 11-60 wherein at least one Asn within B', when B' is present, is replaced by structure (c).

62. The polypeptide of any of claims 11-61 wherein at least one Asn within C', when C' is present, is replaced by structure (c).

63. The polypeptide of of any of claims 11-62 wherein C' comprises an amino acid sequence selected from:

PGTCEICASA AACTGC (SEQ ID NO:)

PGTCEICATA AACTGC (SEQ ID NO:)

PGTCEICANA AACTGC (SEQ ID NO:)

PGTCEICAQA AACTGC (SEQ ID NO:)

PGTCEICARA AACTGC (SEQ ID NO:)

PGTCEICAEAACTGC (SEQ ID NO:)
 PGTCEICADAACACTGC (SEQ ID NO:)
 PGTCEICAGAACTGC (SEQ ID NO:)
 PGTCEICAAAACACTGC (SEQ ID NO:)
 5 PGTCEICAMAACACTGC (SEQ ID NO:)
 PGTCEICAIAACTGC (SEQ ID NO:)
 PGTCEICALAACTGC (SEQ ID NO:)
 PGTCEICAVAACTGC (SEQ ID NO:)
 PGTCEICAHAACTGC (SEQ ID NO:)
 10 PGTCEGICAYAACACTGC (SEQ ID NO:)
 PGTCEIGCAYAACACTGC (SEQ ID NO:)
 PGTCEICGAYAACACTGC (SEQ ID NO:)
 PGTCEICAGYAACACTGC (SEQ ID NO:)
 PGTCEICAYGAACTGC (SEQ ID NO:)
 15 PGTCEICAYAGACTGC (SEQ ID NO:)
 PGTCEICAYAAGCTGC (SEQ ID NO:)
 PGTCEICAYAACGTGC (SEQ ID NO:)
 PGTCEICAYAACACTGC (SEQ ID NO:)
 PGTCAEICAYAACACTGC (SEQ ID NO:)
 20 PGTCEAICAYAACACTGC (SEQ ID NO:)
 PGTCEIACAYAACACTGC (SEQ ID NO:)
 PGTCEICAAYAACACTGC (SEQ ID NO:)
 PGTCEICAYAAACTGC (SEQ ID NO:)
 PGTCEICAYAACATGC (SEQ ID NO:)
 25 PGTCEICAYAACACTAGC (SEQ ID NO:)
 PGTCEICAYAACACTGAC (SEQ ID NO:)
 PGTCEICABAAYAACACTGC (SEQ ID NO:)
 PGTCEAICAAYAACACTGC (SEQ ID NO:)
 PGTCEIACAAYAACACTGC (SEQ ID NO:)
 30 KDDCELCVNVACTGCL
 KDECELCVNVACTGCL

KDDCELCVNVACTGC
 KDECELCVNVACTGC
 ECELCINVACTGC
 ECELCVNVACTGCL
 5 ECELCVNVACTGC
 FKTLRTIANDDCBELCVNVACTGC
 FKTLRTIANDDCBELCVNVACTGCL
 FKTLRTIANDECELCVNVACTGCL
 FKTLRTIANDECELCVNVACTGC
 10 NDDCELCVNVACTGC
 NDDCELCVNVACTGCL
 NDECELCVNIACTGC
 NDECELCVNVACTGCL
 NDECELCVNVACTGC
 15 PNTCEICANA AACTGC
 PNTCEICAYA AACTGC
 TDECELCINVACTGC
 TIANDDCELCVNVACTGCL
 TIANDDCELCVNVACTGC
 20 TIANDECELCVNVACTGCL
 TIANDECELCVNVACTGC
 TIATDECELCINVACTGC
 TIATDECELCINVACTGC;
 MNAWLLSVLCLLGALAVLV EGVTVQDGDLSFFPLESVKQLKHLREVQEPTLM
 25 SHKKFALRLPKPVAP ELCQSAPPEALRPLCEKFN AEBILQRLEAIAQDPNTCEI
 CAYA AACTGC;
 EDPGTCEICAYA AACTGC;
 PSTCEICAYA ACAGC;
 PNTCEICAYA AACTGC;
 30 NDDCELCVNBACTGCL;
 FKTLRTIANDDCBELCVNVACTGCL;

FKTLRTIANDDCLCVNVACTGCL;
LQALRTMDNDECELCVNIACTGC;
FKTLRTIANDDCELCVNVACTGCL
NDDCELCVNVACTGCL
5 NDDCELCVNVACTACL
NDDCELCVNVACAGCL
NDDCELCVNAACTGCL
NDDCELCVAVACTGCL
NDDCELCANVACTGCL
10 NDDCEACVNVACTGCL
NDDCALCVNVACTGCL
NDACELCVNVACTGCL
NADCELCVNVACTGCL
ADDCELCVNVACTGCL
15 NDDCELCAYAACTGCL
NDDCELCVNPACTGCL
NDDCELCVNVACTGCLKK
NDDCELCVNVACTACLKK
NDDCELCVNVACTGCL
20 NDECELCVNVACTGCL
NDECELCVNVACTACL
NDECELCVNVACAGCL
NDECELCVNAACTGCL
NDECELCVAVACTGCL
25 NDECELCANVACTGCL
NDECEACVNVACTGCL
NDECALCVNVACTGCL
NDACELCVNVACTGCL
NADCELCVNVACTGCL
30 ADECELCVNVACTGCL
NDECELCAYAACTGCL

NDECELCVNPACTGCL
NDECELCVNVACTGCLKK
NDECELCVNVACTACKK
NDECELCVNVACTGCI
5 NDDCELCVNVACTGC
NDDCELCVNVACTAC
NDDCELCVNVACAGC
NDDCELCVNAACTGC
NDDCELCVAVACTGC
10 NDDCELCANVACTGC
NDDCEACVNVACTGC
NDDCALCVNVACTGC
NDACELCVNVACTGC
NADCELCVNVACTGC
15 ADDCELCVNVACTGC
NDDCELCAYAACTGC
NDDCELCVNPACTGC
NDECELCVNVACTGC
NDECELCVNVACTAC
20 NDECELCVNVACAGC
NDECELCVNAACTGC
NDECELCVAVACTGC
NDECELCANVACTGC
NDECEACVNVACTGC
25 NDECALCVNVACTGC
NDACELCVNVACTGC
NADCELCVNVACTGC
ADECELCVNVACTGC
NDECELCAYAACTGC
30 NDECELCVNPACTGC
NDDCELCVNVACTGCA

NDECELCVNVACTGCA

PGTCEICAYAACTAC

PGTCEICAYAACTGCL

PGTCEICAYAACTGCLKK

5 PGTCEICAYAACTGCI

wherein one or more Asn is replaced by a group having a structure selected from (a), (b) and (c).

64. The polypeptide of any of claims 11-63 wherein C' comprises an amino acid sequence selected from:

10 PGTCEICAYAACTGC (SEQ ID NO:); and

NDDCELCVNVACTGCL (SEQ ID NO:),

wherein one or more Asn is replaced by a group having a structure selected from (a), (b) and (c).

15 65. A polypeptide produced by the hydrolysis of structure (b) within a polypeptide of any of claims 11-64.

66. A polypeptide produced by the hydrolysis of structure (a) within a polypeptide of any of claims 11-65.

20

67. A polypeptide produced by the hydrolysis of structure (c) within a polypeptide of any of claims 11-66.

25 68. The polypeptide of any of claims 11-67 wherein none of the Asn are replaced by a structure selected from (a), (b) and (c).

69. The polypeptide of any of claims 11-68 wherein the polypeptide is purified.

30 70. A pharmaceutical composition comprising a polypeptide of any of claims 11-69.

71. A method of treating a gastrointestinal disorder comprising administering the pharmaceutical composition of claim 70.

5 72. The method of claim 71 wherein the gastrointestinal disorder is selected from: a gastrointestinal motility disorder, chronic intestinal pseudo-obstruction, colonic pseudo-obstruction, Crohn's disease, duodenogastric reflux, dyspepsia, functional dyspepsia, nonulcer dyspepsia, a functional gastrointestinal disorder, functional heartburn, gastroesophageal reflux disease (GERD),
10 gastroparesis, irritable bowel syndrome, post-operative ileus, inflammatory bowel disorder, ulcerative colitis, constipation, chronic constipation, chronic idiopathic constipation.

73. A method for treating obesity comprising administering the
15 pharmaceutical composition of claim 70.

74. A method for treating heart failure comprising administering the pharmaceutical composition of claim 70.

20 75. A method for treating benign prostatic hyperplasia comprising administering the pharmaceutical composition of claim 70.

76. A method for treating constipation comprising administering the pharmaceutical composition of claim 70.
25

77. The method of claim 76 wherein the constipation is idiopathic constipation.

78. The method of claim 76 wherein the constipation is chronic idiopathic
30 constipation.

79. The method of claim 71 wherein the gastrointestinal disorder is irritable bowel syndrome.

80. The method of claim 79 wherein the irritable bowel syndrome is diarrhea-predominant irritable bowel syndrome.

81. The method of claim 79 wherein the irritable bowel syndrome is constipation-predominant irritable bowel syndrome.

82. The method of claim 79 wherein the irritable bowel syndrome is alternating-irritable bowel syndrome.

83. The method of claim 71 wherein the gastrointestinal disorder is inflammatory bowel disorder.

84. The method of claim 71 wherein the gastrointestinal disorder is Crohn's disease.

85. The method of claim 71 wherein the gastrointestinal disorder is ulcerative colitis.

86. A method for increasing gastrointestinal motility comprising administering the pharmaceutical composition of claim 70.

87. A method for decreasing gastrointestinal pain or visceral pain comprising administering the pharmaceutical composition of claim 70.

88. A method of preventing or treating a side-effect associated with opioid administration, the method comprising administering to a patient that is being treated with an opioid, a polypeptide according to any of claims 1-69.

89. A method of preventing or treating a side-effect associated with opioid administration, the method comprising administering to a patient that is being treated with an opioid, a polypeptide according to any of claims 1-69 wherein none of the Asp are replaced by a structure selected from (a), (b) and (c).

5

90. The method of claim 88 or 89 wherein the patient is being treated with an opioid selected from the group consisting of alfentanil, buprenorphine, butorphanol, codeine, dezocine, dihydrocodeine, fentanyl, hydrocodone, hydromorphone, levorphanol, meperidine (pethidine), methadone, morphine, nalbuphine, oxycodone, oxymorphone, pentazocine, propiram, propoxyphene, sufentanil and tramadol.

10

91. The method of claim 90 wherein the patient is being treated with an opioid selected from the group consisting of: morphine, codeine, oxycodone, hydrocodone, dihydrocodeine, propoxyphene, fentanyl and tramadol.

15

92. The method of any of claims 88-91 wherein the side effect is selected from the group consisting of constipation, nausea and vomiting.

20

93. The method of claim 92 wherein the side effect is constipation.

94. The method of claim 92 wherein the side effect is nausea.

95. The method of claim 92 wherein the side effect is vomiting.

25

96. The method of any of claims 88-95 further comprising administering an opioid antagonist.

97. The method of claim 96 wherein the opioid antagonist is naloxone or naltrexone.

30

98. The method of any of claims 88-97 wherein the polypeptide comprises a sequence selected from:

- PGTCEICASAACTGC (SEQ ID NO:)
5 PGTCEICATAACTGC (SEQ ID NO:)
PGTCEICANAACTGC (SEQ ID NO:)
PGTCEICAQAACTGC (SEQ ID NO:)
PGTCEICARAACTGC (SEQ ID NO:)
PGTCEICAEAACTGC (SEQ ID NO:)
10 PGTCEICADAACTGC (SEQ ID NO:)
PGTCEICAGAACTGC (SEQ ID NO:)
PGTCEICAAAACACTGC (SEQ ID NO:)
PGTCEICAMAACACTGC (SEQ ID NO:)
PGTCEICAIAACTGC (SEQ ID NO:)
15 PGTCEICALAACTGC (SEQ ID NO:)
PGTCEICAVAACTGC (SEQ ID NO:)
PGTCEICAHAACTGC (SEQ ID NO:)
PGTCEICAYAACTGC (SEQ ID NO:)
PGTCEICGAYAACTGC (SEQ ID NO:)
20 PGTCEICAGYAACTGC (SEQ ID NO:)
PGTCEICAYGAACTGC (SEQ ID NO:)
PGTCEICAYAGACTGC (SEQ ID NO:)
PGTCEICAYAAGCTGC (SEQ ID NO:)
25 PGTCEICAYAACGTGC (SEQ ID NO:)
PGTCEICAYAACTGGC (SEQ ID NO:)
PGTCAEICAYAACTGC (SEQ ID NO:)
PGTCEAICAYAACTGC (SEQ ID NO:)
PGTCEIACAYAACTGC (SEQ ID NO:)
30 PGTCEICAAYAACACTGC (SEQ ID NO:)
PGTCEICAYAAACTGC (SEQ ID NO:)

PGTCEICAYAACATGC (SEQ ID NO:)
PGTCEICAYAAGTAGC (SEQ ID NO:)
PGTCEICAYAAGTGC (SEQ ID NO:)
PGTCAEICAAYAAGTGC (SEQ ID NO:)
5 PGTCEAICAAYAAGTGC (SEQ ID NO:)
PGTCEIACAAYAAGTGC (SEQ ID NO:)
KDDCELCVNVACTGCL
KDECELCVNVACTGCL
KDDCELCVNVACTGC
10 KDECELCVNVACTGC
ECELCINVACTGC
ECELCVNVACTGCL
ECELCVNVACTGC
FKTLRTIANDDCELCVNVACTGC
15 FKTLRTIANDDCELCVNVACTGCL
FKTLRTIANDECELCVNVACTGCL
FKTLRTIANDECELCVNVACTGC
NDDCELCVNVACTGC
NDDCELCVNVACTGCL
20 NDECELCVNIAGTGC
NDECELCVNVACTGCL
NDECELCVNVACTGC
PNTCEICANAAGTGC
PNTCEICAYAAGTGC
25 TDECELCINVACTGC
TIANDDCELCVNVACTGCL
TIANDDCELCVNVACTGC
TIANDECELCVNVACTGCL
TIANDECELCVNVACTGC
30 TIATDECELCINVACTGC
TIATDECELCINVACTGC;

MNAWLLSVLCCLLGALAVLVEGVTVQDGDSEPLESVKQLKHLREVQEPTLM
SHKKFALRLPKFPVAPELCSQSAFPEALRPLCEKPNABEILQRLEAIAQDPNTCEI
CAYA AACTGC;

5

EDPGTCEICAYA AACTGC;

PSTCEICAYA AACAGC;

10 PNTCEICAYA AACTGC;

NDDCELCVNBACTGCL;

FKTLRTIANDDCELCVNVACTGCL;

15

FKTLRTIANDDCLCVNVACTGCL;

LQALRTMDNDECELCVNIACTGC;

20 FKTLRTIANDDCELCVNVACTGCL;

NDDCELCVNVACTGCL

NDDCELCVNVACTACL

NDDCELCVNVACAGCL

NDDCELCVNAACTGCL

25 NDDCELCVAVACTGCL

NDDCELCANVACTGCL

NDDCEACVNVACTGCL

NDDCALCVNVACTGCL

NDACELCVNVACTGCL

30 NADCELCVNVACTGCL

ADDCELCVNVACTGCL

NDDCELCAYAACTGCL
NDDCELCVNPACTGCL
NDDCELCVNVACTGCLKK
NDDCELCVNVACTACLKK
5 NDDCELCVNVACTGCI
NDECELCVNVACTGCL
NDECELCVNVACTACL
NDECELCVNVACAGCL
NDECELCVNAACTGCL
10 NDECELCVAVACTGCL
NDECELCANVACTGCL
NDECEACVNVACTGCL
NDECALCVNVACTGCL
NDACELCVNVACTGCL
15 NADCELCVNVACTGCL
ADECELCVNVACTGCL
NDECELCAYAACTGCL
NDECELCVNPACTGCL
NDECELCVNVACTGCLKK
20 NDECELCVNVACTACLKK
NDECELCVNVACTGCI
NDDCELCVNVACTGC
NDDCELCVNVACTAC
NDDCELCVNVACAGC
25 NDDCELCVNAACTGC
NDDCELCVAVACTGC
NDDCELCANVACTGC
NDDCEACVNVACTGC
NDDCALCVNVACTGC
30 NDACELCVNVACTGC
NADCELCVNVACTGC

ADDCELCVNVACTGC
 NDDCELCAYAACTGC
 NDDCELCVNPACTGC
 NDECELCVNVACTGC
 5 NDECELCVNVACTAC
 NDECELCVNVACAGC
 NDECELCVNAACTGC
 NDECELCVAVACTGC
 NDECELCANVACTGC
 10 NDECEACVNVACTGC
 NDECALCVNVACTGC
 NDACELCVNVACTGC
 NADCELCVNVACTGC
 ADECELCVNVACTGC
 15 NDECELCAYAACTGC
 NDECELCVNPACTGC
 NDDCELCVNVACTGCA
 NDECELCVNVACTGCA
 PGTCEICAYAACTAC
 20 PGTCEICAYAACTGCL
 PGTCEICAYAACTGCLKK
 PGTCEICAYAACTGCI

99. A method of treating pain or preventing pain comprising administering
 25 an opioid and a GCC receptor agonist.

100. The method of claim 99 wherein the GCC receptor agonist is a
 polypeptide according to any of claims 1-69.

101. The method of claim 99 wherein the GCC receptor agonist is a polypeptide according to any of claims 1-69 wherein none of the Asp are replaced by a structure selected from (a), (b) and (c).

5 102. The method of any of claims 99-101 wherein the opioid is selected from the group consisting of alfentanil, buprenorphine, butorphanol, codeine, dezocine, dihydrocodeine, fentanyl, hydrocodone, hydromorphone, levorphanol, meperidine (pethidine), methadone, morphine, nalbuphine, oxycodone, oxymorphone, pentazocine, propiram, propoxyphene, sufentanil and tramadol.

10 103. The method of any of claims 99-102 wherein the opioid is selected from the group consisting of: morphine, codeine, oxycodone, hydrocodone, dihydrocodeine, propoxyphene, fentanyl and tramadol.

15 104. The method of any of claims 99-103 wherein the GCC receptor agonist is a polypeptide comprising a sequence selected from:

- PGTCEICASA AACTGC (SEQ ID NO:)
- PGTCEICATA AACTGC (SEQ ID NO:)
- PGTCEICANA AACTGC (SEQ ID NO:)
- 20 PGTCEICAQA AACTGC (SEQ ID NO:)
- PGTCEICARA AACTGC (SEQ ID NO:)
- PGTCEICAEA AACTGC (SEQ ID NO:)
- PGTCEICADA AACTGC (SEQ ID NO:)
- PGTCEICAGA AACTGC (SEQ ID NO:)
- 25 PGTCEICAAA AACTGC (SEQ ID NO:)
- PGTCEICAMA AACTGC (SEQ ID NO:)
- PGTCEICAI AACTGC (SEQ ID NO:)
- PGTCEICAL AACTGC (SEQ ID NO:)
- PGTCEICAVA AACTGC (SEQ ID NO:)
- 30 PGTCEICAHA AACTGC (SEQ ID NO:)
- PGTCEGICAYA AACTGC (SEQ ID NO:)

PGTCEIGCAYAACTGC (SEQ ID NO:)
 PGTCEICGAYAACTGC (SEQ ID NO:)
 PGTCEICAGYAACTGC (SEQ ID NO:)
 PGTCEICAYGAACTGC (SEQ ID NO:)
 5 PGTCEICAYAGACTGC (SEQ ID NO:)
 PGTCEICAYAAGCTGC (SEQ ID NO:)
 PGTCEICAYAACGTGC (SEQ ID NO:)
 PGTCEICAYAACTGGC (SEQ ID NO:)
 PGTCAEICAYAACTGC (SEQ ID NO:)
 10 PGTCEAICAYAACTGC (SEQ ID NO:)
 PGTCEIACAYAACTGC (SEQ ID NO:)
 PGTCEICAAYAACTGC (SEQ ID NO:)
 PGTCEICAYAAACTGC (SEQ ID NO:)
 PGTCEICAYAACATGC (SEQ ID NO:)
 15 PGTCEICAYAACTAGC (SEQ ID NO:)
 PGTCEICAYAACTGAC (SEQ ID NO:)
 PGTCAEICAAYAACTGC (SEQ ID NO:)
 PGTCEAICAAYAACTGC (SEQ ID NO:)
 PGTCEIACAAYAACTGC (SEQ ID NO:)
 20 KDDCELCVNVACTGCL
 KDECELCVNVACTGCL
 KDDCELCVNVACTGC
 KDECELCVNVACTGC
 ECELCINVACTGC
 25 ECELCVNVACTGCL
 ECELCVNVACTGC
 FKTLRTIANDDCELCVNVACTGC
 FKTLRTIANDDCELCVNVACTGCL
 FKTLRTIANDECELCVNVACTGCL
 30 FKTLRTIANDECELCVNVACTGC
 NDDCELCVNVACTGC
 NDDCELCVNVACTGCL
 NDECELCVNIACTGC
 NDECELCVNVACTGCL
 35 NDECELCVNVACTGC
 PNTCEICANAACTGC
 PNTCEICAYAACTGC

TDECELCINVACTGC
 TIANDDCELCVNVACTGCL
 TIANDDCELCVNVACTGCL
 TIANDECELCVNVACTGCL
 5 TIANDECELCVNVACTGCL
 TIATDECELCINVACTGC
 TIATDECELCINVACTGC;

 MNAWLLSVLCLL GALAVLVEGVTVQDGDLSFPLESVKQLKHLREVQEPTLM
 10 SHKKFALRLPKVPAPELCSQSAFPEALRPLCEKPNAEEILQRLEAIAQDPNTCEI
 CAYAACTGC;

 EDPGTCEICAYAACTGC;

 15 PSTCEICAYAACAGC;

 PNTCEICAYAACTGC;

 NDDCELCVNBACTGCL;
 20 FKTLRTIANDDCELCVNVACTGCL;

 FKTLRTIANDDCLCVNVACTGCL;

 25 LQALRTMDNDECELCVNIACTGC;

 FKTLRTIANDDCELCVNVACTGCL;
 NDDCELCVNVACTGCL
 NDDCELCVNVACTACL
 30 NDDCELCVNVACAGCL
 NDDCELCVNAACTGCL
 NDDCELCVAVACTGCL
 NDDCELCANVACTGCL
 NDDCEACVNVACTGCL
 35 NDDCALCVNVACTGCL
 NDACHELCVNVACTGCL
 NADCELCVNVACTGCL
 ADDCELCVNVACTGCL
 NDDCELCAYAACTGCL
 40 NDDCELCVNPACTGCL
 NDDCELCVNVACTGCLKK
 NDDCELCVNVACTACLKK
 NDDCELCVNVACTGCI
 NDECELCVNVACTGCL
 45 NDECELCVNVACTACL
 NDECELCVNVACAGCL

NDECELCVNAACTGCL
NDECELCVAVACTGCL
NDECELCANVACTGCL
NDECEACVNVACTGCL
5 NDECALCVNVACTGCL
NDACELCVNVACTGCL
NADCELCVNVACTGCL
ADECELCVNVACTGCL
NDECELCAYA AACTGCL
10 NDECELCVNPACTGCL
NDECELCVNVACTGCLKK
NDECELCVNVACTACLKK
NDECELCVNVACTGCI
NDDCELCVNVACTGC
15 NDDCELCVNVACTAC
NDDCELCVNVACAGC
NDDCELCVNAACTGC
NDDCELCVAVACTGC
NDDCELCANVACTGC
20 NDDCEACVNVACTGC
NDDCALCVNVACTGC
NDACELCVNVACTGC
NADCELCVNVACTGC
ADDCELCVNVACTGC
25 NDDCELCAYA AACTGC
NDDCELCVNPACTGC
NDECELCVNVACTGC
NDECELCVNVACTAC
NDECELCVNVACAGC
30 NDECELCVNAACTGC
NDECELCVAVACTGC
NDECELCANVACTGC
NDECEACVNVACTGC
NDECALCVNVACTGC
35 NDACELCVNVACTGC
NADCELCVNVACTGC
ADECELCVNVACTGC
NDECELCAYA AACTGC
NDECELCVNPACTGC
40 NDDCELCVNVACTGCA
NDECELCVNVACTGCA
PGTCEICAYA AACTAC
PGTCEICAYA AACTGCL
PGTCEICAYA AACTGCLKK
45 PGTCEICAYA AACTGCI

105. A method of treating or preventing pain comprising administering a pharmaceutical composition comprising an opioid and a GCC receptor agonist.

106. The method of claim 105 wherein the GCC receptor agonist is a polypeptide according to any of claims 1-59.

107. The method of claim 105 wherein the GCC receptor agonist is a polypeptide according to any of claims 1-69 wherein none of the Asp are replaced by a structure selected from (a), (b) and (c).

10

108. The method of claim any of claims 105-107 wherein the opioid is selected from the group consisting of alfentanil, buprenorphine, butorphanol, codeine, dezocine, dihydrocodeine, fentanyl, hydrocodone, hydromorphone, levorphanol, meperidine (pethidine), methadone, morphine, nalbuphine, oxycodone, oxymorphone, pentazocine, propiram, propoxyphene, sufentanil and tramadol.

15

109. The method of claim 108 wherein the opioid is selected from the group consisting of: morphine, codeine, oxycodone, hydrocodone, dihydrocodeine, propoxyphene, fentanyl and tramadol.

20

110. The method of any of claims 105-109 wherein the GCC receptor agonist is a polypeptide comprising a sequence selected from:

PGTCEICASAACTGC (SEQ ID NO:)
PGTCEICATAACTGC (SEQ ID NO:)
25 PGTCEICANAACTGC (SEQ ID NO:)
PGTCEICAQAACTGC (SEQ ID NO:)
PGTCEICARAACTGC (SEQ ID NO:)
PGTCEICAEAACTGC (SEQ ID NO:)
PGTCEICADAACTGC (SEQ ID NO:)
30 PGTCEICAGAACTGC (SEQ ID NO:)
PGTCEICAAAACTGC (SEQ ID NO:)

PGTCEICAMAACTGC (SEQ ID NO:)
PGTCEICAAIACTGC (SEQ ID NO:)
PGTCEICALAACTGC (SEQ ID NO:)
PGTCEICAVAACTGC (SEQ ID NO:)
5 PGTCEICAHAACTGC (SEQ ID NO:)
PGTCEICAYAACTGC (SEQ ID NO:)
PGTCEICGAYAACTGC (SEQ ID NO:)
PGTCEICAGYAACTGC (SEQ ID NO:)
10 PGTCEICAYGAACTGC (SEQ ID NO:)
PGTCEICAYAGACTGC (SEQ ID NO:)
PGTCEICAYAAGCTGC (SEQ ID NO:)
PGTCEICAYAACGTGC (SEQ ID NO:)
PGTCEICAYAAGTGC (SEQ ID NO:)
15 PGTCEICAYAACTGC (SEQ ID NO:)
PGTCEAICAYAACTGC (SEQ ID NO:)
PGTCEIACAYAACTGC (SEQ ID NO:)
PGTCEICAAAYAACTGC (SEQ ID NO:)
PGTCEICAYAAACTGC (SEQ ID NO:)
20 PGTCEICAYAACATGC (SEQ ID NO:)
PGTCEICAYAACTAGC (SEQ ID NO:)
PGTCEICAYAACTGAC (SEQ ID NO:)
PGTCEIACAAYAACTGC (SEQ ID NO:)
PGTCEAICAAYAACTGC (SEQ ID NO:)
25 PGTCEIACAAYAACTGC (SEQ ID NO:)
KDDCELCVNVACTGCL
KDECELCVNVACTGCL
KDDCELCVNVACTGC
KDECELCVNVACTGC
30 ECBLCINVACTGC
ECELCVNVACTGCL

ECELCVNVACTGC
 FKTLRTIANDDCELCVNVACTGC
 FKTLRTIANDDCELCVNVACTGCL
 FKTLRTIANDECELCVNVACTGCL
 5 FKTLRTIANDECELCVNVACTGC
 NDDCELCVNVACTGC
 NDDCELCVNVACTGCL
 NDECELCVNIACTGC
 NDECELCVNVACTGCL
 10 NDECELCVNVACTGC
 PNTCEICANAACTGC
 PNTCEICAYAACTGC
 TDECELCINVACTGC
 TIANDDCELCVNVACTGCL
 15 TIANDDCELCVNVACTGC
 TIANDECELCVNVACTGCL
 TIANDECELCVNVACTGC
 TIATDECELCINVACTGC
 TIATDECELCINVACTGC;
 20 MNAWLLSVLCLL GALAVLVEGVTVQDGLSFPLESVKQLKHLREVQEPTLM
 SHKKEALRLPKPVAPELCSQSAPPEALRPLCEKPNABEILQRLEAIAQDPNTCEI
 CAYAACTGC;
 EDPGTCEICAYAACTGC;
 FTCEICAYAACAGC;
 25 PNTCEICAYAACTGC;
 NDDCELCVNBACTGCL;
 FKTLRTIANDDCELCVNVACTGCL;
 FKTLRTIANDDCLCVNVACTGCL;
 LQALRTMDNDECELCVNIACTGC;
 30 NDDCELCVNVACTGCL
 NDDCELCVNVACTACL

NDDCELCVNVACAGCL
NDDCELCVNAACTGCL
NDDCELCVAVACTGCL
NDDCELCANVACTGCL
5 NDDCEACVNVACTGCL
NDDCALCVNVACTGCL
NDACELCVNVACTGCL
NADCELCVNVACTGCL
ADDCELCVNVACTGCL
10 NDDCELCAYAACTGCL
NDDCELCVNPACTGCL
NDDCELCVNVACTGCLKK
NDDCELCVNVACTACLKK
NDDCELCVNVACTGCI
15 NDECELCVNVACTGCL
NDECELCVNVACTACL
NDECELCVNVACAGCL
NDECELCVNAACTGCL
NDECELCVAVACTGCL
20 NDECELCANVACTGCL
NDECEACVNVACTGCL
NDECALCVNVACTGCL
NDACELCVNVACTGCL
NADCELCVNVACTGCL
25 ADECELCVNVACTGCL
NDECELCAYAACTGCL
NDECELCVNPACTGCL
NDECELCVNVACTGCLKK
NDECELCVNVACTACLKK
30 NDECELCVNVACTGCI
NDDCELCVNVACTGC

NDDCELCVNVACTAC
NDDCELCVNVACAGC
NDDCELCVNAACTGC
NDDCELCVAVACTGC
5 NDDCELCANVACTGC
NDDCEACVNVACTGC
NDDCALCVNVACTGC
NDACELCVNVACTGC
NADCELCVNVACTGC
10 ADDCELCVNVACTGC
NDDCELCAYAACTGC
NDDCELCVNPACTGC
NDECELCVNVACTGC
NDECELCVNVACTAC
15 NDECELCVNVACAGC
NDECELCVNAACTGC
NDECELCVAVACTGC
NDECELCANVACTGC
NDECEBACVNVACTGC
20 NDECALCVNVACTGC
NDACELCVNVACTGC
NADCELCVNVACTGC
ADECELCVNVACTGC
NDECELCAYAACTGC
25 NDECELCVNPACTGC
NDDCELCVNVACTGCA
NDECELCVNVACTGCA
PGTCEICAYAACTAC
PGTCEICAYAACTGCL
30 PGTCEICAYAACTGCLKK
PGTCEICAYAACTGCI

FKTLRRTIANDDDCELCVNVACTGCL.

111. The method of any of claims 105-110 wherein the pain is visceral pain.
- 6 112. The method of any of claims 105-110 wherein the pain is gastrointestinal pain.
113. The method of any of claims 105-110 wherein the pain is gastrointestinal pain.
- 10 114. The method of any of claims 105-110 wherein the pain is acute pain.
115. The method of any of claims 105-110 wherein the pain is inflammatory pain.
- 15 116. The method of any of claims 105-110 wherein the pain is neuropathic pain.
117. The method of any of claims 105-110 wherein the pain is post surgical pain.
- 20 118. The method of any of claims 105-110 wherein the pain is bone pain.
119. The method of any of claims 105-110 wherein the pain is chronic pain.
- 25 120. A pharmaceutical composition comprising an opioid and a GCC receptor agonist.
121. The pharmaceutical composition of claim 120 wherein the GCC receptor agonist is a polypeptide according to any of claims 1-69.
- 30

122. The pharmaceutical composition of claim 120 wherein the GCC receptor agonist is a polypeptide according to any of claims 1-69, wherein none of the Asp are replaced by a structure selected from (a), (b) and (c).

5 123. The pharmaceutical composition of any of claims 120-122 wherein the opioid is selected from the group consisting of alfentanil, buprenorphine, butorphanol, codeine, dezocine, dihydrocodeine, fentanyl, hydrocodone, hydromorphone, levorphanol, meperidine (pethidine), methadone, morphine, nalbuphine, oxycodone, oxymorphone, pentazocine, propiram, propoxyphene, sufentanil and tramadol.

10

124. The pharmaceutical composition of of any of claims 120-123 wherein the opioid is selected from the group consisting of: morphine, codeine, oxycodone, hydrocodone, dihydrocodeine, propoxyphene, fentanyl and tramadol.

15

125. The pharmaceutical composition of any of claims 120-124 wherein the GCC receptor agonist is a polypeptide comprising a sequence selected from:

- PGTCEICASAACTGC (SEQ ID NO:)
- PGTCEICATAACTGC (SEQ ID NO:)
- PGTCEICANAACTGC (SEQ ID NO:)
- 20 PGTCEICAQAACTGC (SEQ ID NO:)
- PGTCEICARAACTGC (SEQ ID NO:)
- PGTCEICAEAACTGC (SEQ ID NO:)
- PGTCEICADAACTGC (SEQ ID NO:)
- PGTCEICAGAACTGC (SEQ ID NO:)
- 25 PGTCEICAAAACTGC (SEQ ID NO:)
- PGTCEICAMAACTGC (SEQ ID NO:)
- PGTCEICAIAACTGC (SEQ ID NO:)
- PGTCEICALAACTGC (SEQ ID NO:)
- PGTCEICAVAACTGC (SEQ ID NO:)
- 30 PGTCEICAHAACTGC (SEQ ID NO:)
- PGTCEGICAYAACTGC (SEQ ID NO:)

PGTCEIGCAYAACTGC (SEQ ID NO:)
PGTCEICGAYAACTGC (SEQ ID NO:)
PGTCEICAGYAACTGC (SEQ ID NO:)
PGTCEICAYGAACTGC (SEQ ID NO:)
5 PGTCEICAYAGACTGC (SEQ ID NO:)
PGTCEICAYAAGCTGC (SEQ ID NO:)
PGTCEICAYAACGTGC (SEQ ID NO:)
PGTCEICAYAACTGGC (SEQ ID NO:)
PGTCAEICAYAACTGC (SEQ ID NO:)
10 PGTCEAICAYAACTGC (SEQ ID NO:)
PGTCEIACAYAACTGC (SEQ ID NO:)
PGTCEICAAYAACTGC (SEQ ID NO:)
PGTCEICAYAAACTGC (SEQ ID NO:)
PGTCEICAYAACATGC (SEQ ID NO:)
15 PGTCEICAYAACTAGC (SEQ ID NO:)
PGTCEICAYAACTGAC (SEQ ID NO:)
PGTCAEICAAAYAACTGC (SEQ ID NO:)
PGTCEAICAAYAACTGC (SEQ ID NO:)
PGTCEIACAAYAACTGC (SEQ ID NO:)
20 KDDCELCVNVACTGCL
KDECELCVNVACTGCL
KDDCELCVNVACTGC
KDECELCVNVACTGC
ECBLCINVACTGC
25 ECELCVNVACTGCL
ECELCVNVACTGC
FKTLRTIANDDCELCVNVACTGC
FKTLRTIANDDCELCVNVACTGCL
FKTLRTIANDECELCVNVACTGCL
30 FKTLRTIANDECELCVNVACTGC
NDDCELCVNVACTGC

NDDCELCVNVACTGCL
 NDECELCVNIACTGC
 NDECELCVNVACTGCL
 NDECELCVNVACTGC
 5 PNTCEICANA AACTGC
 PNTCEICAYA AACTGC
 TDECELCINVACTGC
 TIANDDCELCVNVACTGCL
 TIANDDCELCVNVACTGC
 10 TIANDECELCVNVACTGCL
 TIANDECELCVNVACTGC
 TIATDECELCINVACTGC
 TIATDECELCINVACTGC;
 MNAWLLSVLCLL GALAVLVEGVTVQDGDLSFPLESVKQLKHLREVQEPTLM
 15 SHKKFALRLPKPVAPELCSQSAPPEALRPLCEKPNABEILQRLEAIAQDPNTCEI
 CAYA AACTGC;
 EDPGTCEICAYA AACTGC;
 PSTCEICAYA ACAGC;
 PNTCEICAYA AACTGC;
 20 NDDCELCVNBACTGCL;
 FKTLRTIANDDCELCVNVACTGCL;
 FKTLRTIANDDCLCVNVACTGCL;
 LQALRTMDNDECELCVNIACTGC;
 FKTLRTIANDDCELCVNVACTGCL;
 25 NDDCELCVNVACTGCL
 NDDCELCVNVACTACL
 NDDCELCVNVACAGCL
 NDDCELCVNA AACTGCL
 NDDCELCVAVACTGCL
 30 NDDCELCANVACTGCL
 NDDCEACVNVACTGCL

NDDCALCVNVACTGCL
NDACELCVNVACTGCL
NADCELCVNVACTGCL
ADDCELCVNVACTGCL
5 NDDCELCAYAACTGCL
NDDCELCVNPACTGCL
NDDCELCVNVACTGCLKK
NDDCELCVNVACTACLKK
NDDCELCVNVACTGCI
10 NDECELCVNVACTGCL
NDECELCVNVACTACL
NDECELCVNVACAGCL
NDECELCVNAACTGCL
NDECELCVAVACTGCL
15 NDECELCANVACTGCL
NDECEACVNVACTGCL
NDECALCVNVACTGCL
NDACELCVNVACTGCL
NADCELCVNVACTGCL
20 ADECELCVNVACTGCL
NDECELCAYAACTGCL
NDECELCVNPACTGCL
NDECELCVNVACTGCLKK
NDECELCVNVACTACLKK
25 NDECELCVNVACTGCI
NDDCELCVNVACTGC
NDDCELCVNVACTAC
NDDCELCVNVACAGC
NDDCELCVNAACTGC
30 NDDCELCVAVACTGC
NDDCELCANVACTGC

NDDCEACVNVACTGC
NDDCALCVNVACTGC
NDACELCVNVACTGC
NADCELCVNVACTGC
5 ADDCELCVNVACTGC
NDDCELCAYAACTGC
NDDCELCVNPACTGC
NDECELCVNVACTGC
NDECELCVNVACTAC
10 NDECELCVNVACAGC
NDECELCVNAACTGC
NDECELCVAVACTGC
NDECELCANVACTGC
NDECEACVNVACTGC
15 NDECALCVNVACTGC
NDACELCVNVACTGC
NADCELCVNVACTGC
ADECELCVNVACTGC
NDECELCAYAACTGC
20 NDECELCVNPACTGC
NDDCELCVNVACTGCA
NDECELCVNVACTGCA
PGTCEICAYAACTAC
PGTCEICAYAACTGCL
25 PGTCEICAYAACTGCLKK
PGTCEICAYAACTGCI

126. A pharmaceutical kit comprising:
(a) a first container containing pharmaceutical dosage units comprising an
30 effective amount of an opioid; and

(b) a second container containing pharmaceutical dosage units comprising an effective amount of a GCC receptor agonist.

127. The pharmaceutical kit of claim 126 wherein the GCC receptor agonist is a polypeptide according to any of claims 1-69.

128. The pharmaceutical kit of claim 126 wherein the GCC receptor agonist is a polypeptide according to any of claims 1-69 wherein none of the Asp are replaced by a structure selected from (a), (b), and (c).

10

129. The pharmaceutical kit of any of claims 126-128 wherein the opioid is selected from the group consisting of alfentanil, buprenorphine, butorphanol, codeine, dezocine, dihydrocodeine, fentanyl, hydrocodone, hydromorphone, levorphanol, meperidine (pethidine), methadone, morphine, nalbuphine, oxycodone, oxymorphone, pentazocine, propiram, propoxyphene, sufentanil and tramadol.

15

130. The pharmaceutical kit of claim 129 wherein the opioid is selected from the group consisting of: morphine, codeine, oxycodone, hydrocodone, dihydrocodeine, propoxyphene, fentanyl and tramadol.

20

131. The pharmaceutical kit of any of claims 126-130 wherein the GCC receptor agonist is a polypeptide comprising a sequence selected from:

PGTCEICASA AACTGC (SEQ ID NO:)

PGTCEICATA AACTGC (SEQ ID NO:)

25 PGTCEICANA AACTGC (SEQ ID NO:)

PGTCEICAQA AACTGC (SEQ ID NO:)

PGTCEICARA AACTGC (SEQ ID NO:)

PGTCEICAEA AACTGC (SEQ ID NO:)

PGTCEICADA AACTGC (SEQ ID NO:)

30 PGTCEICAGA AACTGC (SEQ ID NO:)

PGTCEICAAA AACTGC (SEQ ID NO:)

PGTCEICAMA AACTGC (SEQ ID NO:)
PGTCEICAIA AACTGC (SEQ ID NO:)
PGTCEICALA AACTGC (SEQ ID NO:)
PGTCEICAVA AACTGC (SEQ ID NO:)
5 PGTCEICAHAACTGC (SEQ ID NO:)
PGTCEGICAYA AACTGC (SEQ ID NO:)
PGTCEIGCAYA AACTGC (SEQ ID NO:)
PGTCEICGAYA AACTGC (SEQ ID NO:)
PGTCEICAGYA AACTGC (SEQ ID NO:)
10 PGTCEICAYGAACTGC (SEQ ID NO:)
PGTCEICAYAGACTGC (SEQ ID NO:)
PGTCEICAYAAGCTGC (SEQ ID NO:)
PGTCEICAYAACGTGC (SEQ ID NO:)
PGTCEICAYA AACTGGC (SEQ ID NO:)
15 PGTCAEICAYA AACTGC (SEQ ID NO:)
PGTCEAICAYA AACTGC (SEQ ID NO:)
PGTCEIACAYA AACTGC (SEQ ID NO:)
PGTCEICAAYA AACTGC (SEQ ID NO:)
PGTCEICAYAA AACTGC (SEQ ID NO:)
20 PGTCEICAYAA CATGC (SEQ ID NO:)
PGTCEICAYAA CTAGC (SEQ ID NO:)
PGTCEICAYAA CTGAC (SEQ ID NO:)
PGTCAEICAAYA AACTGC (SEQ ID NO:)
PGTCEAICAAYA AACTGC (SEQ ID NO:)
25 PGTCEIACAAYA AACTGC (SEQ ID NO:)
KDDCELCVNVACTGCL
KDECELCVNVACTGCL
KDDCELCVNVACTGC
KDECELCVNVACTGC
30 ECELCINVACTGC
ECELCVNVACTGCL

ECELCVNVACTGC
 FKTLRTIANDDCELCVNVACTGC
 FKTLRTIANDDCELCVNVACTGCL
 FKTLRTIANDECELCVNVACTGCL
 5 FKTLRTIANDECELCVNVACTGC
 NDDCELCVNVACTGC
 NDDCELCVNVACTGCL
 NDECELCVNIACTGC
 NDECELCVNVACTGCL
 10 NDECELCVNVACTGC
 PNTCEICANAACTGC
 PNTCEICAYAACTGC
 TDECELCINVACTGC
 TIANDDCELCVNVACTGCL
 15 TIANDDCELCVNVACTGC
 TIANDECELCVNVACTGCL
 TIANDECELCVNVACTGC
 TIATDECELCINVACTGC
 TIATDECELCINVACTGC;
 20 MNAWLLSVLCLL GALAVLVEGVTVQDGDLSFPLESVKQLKHLREVQEPTLM
 SHKKFALRLPKPVAPELCSQSAFPEALRPLCEKPNABEILQRLEAIAQDPNTCEI
 CAYAACTGC;
 EDPGTCEICAYAACTGC;
 PSTCEICAYAACAGC;
 25 PNTCEICAYAACTGC;
 NDDCELCVNBACTGCL;
 FKTLRTIANDDCELCVNVACTGCL;
 FKTLRTIANDDCLCVNVACTGCL;
 LQALRTMDNDECELCVNIACTGC;
 30 FKTLRTIANDDCELCVNVACTGCL;
 NDDCELCVNVACTGCL

NDDCELCVNVACTACL
NDDCELCVNVACAGCL
NDDCELCVNAACTGCL
NDDCELCVAVACTGCL
5 NDDCELCANVACTGCL
NDDCEACVNVACTGCL
NDDCALCVNVACTGCL
NDACELCVNVACTGCL
NADCELCVNVACTGCL
10 ADDCELCVNVACTGCL
NDDCELCAYAACTGCL
NDDCELCVNPACTGCL
NDDCELCVNVACTGCLKK
NDDCELCVNVACTACLKK
15 NDDCELCVNVACTGCI
NDECELCVNVACTGCL
NDECELCVNVACTACL
NDECELCVNVACAGCL
NDECELCVNAACTGCL
20 NDECELCVAVACTGCL
NDECELCANVACTGCL
NDECEACVNVACTGCL
NDECALCVNVACTGCL
NDACELCVNVACTGCL
25 NADCELCVNVACTGCL
ADECELCVNVACTGCL
NDECELCAYAACTGCL
NDECELCVNPACTGCL
NDECELCVNVACTGCLKK
30 NDECELCVNVACTACLKK
NDECELCVNVACTGCI

NDDCELCVNVACTGC
NDDCELCVNVACTAC
NDDCELCVNVACAGC
NDDCELCVNAACTGC
5 NDDCELCVAVACTGC
NDDCELCANVACTGC
NDDCEACVNVACTGC
NDDCALCVNVACTGC
NDACELCVNVACTGC
10 NADCELCVNVACTGC
ADDCELCVNVACTGC
NDDCELCAYAACTGC
NDDCELCVNPACTGC
NDECELCVNVACTGC
15 NDECELCVNVACTAC
NDECELCVNVACAGC
NDECELCVNAACTGC
NDECELCVAVACTGC
NDECELCANVACTGC
20 NDECEACVNVACTGC
NDECALCVNVACTGC
NDACELCVNVACTGC
NADCELCVNVACTGC
ADECELCVNVACTGC
25 NDECELCAYAACTGC
NDECELCVNPACTGC
NDDCELCVNVACTGCA
NDECELCVNVACTGCA
PGTCEICAYAACTAC
30 PGTCEICAYAACTGCL
PGTCEICAYAACTGCLKK

PGTCEICAYAACTGCI

132. A polypeptide comprising the amino acid sequence:

A'-B'-C' wherein:

5 A' is an amino acid sequence comprising a pre sequence depicted in FIG. 4 or is missing;

B' is an amino acid sequence comprising a pro sequence depicted in FIG. 4 or is missing;

10 C' is an amino acid sequence comprising a GC-C receptor agonist polypeptide amino acid sequence.

133. The polypeptide of claim 132 wherein C' comprises an amino acid sequence selected from:

15 PGTCEICASAACTGC (SEQ ID NO:)
 PGTCEICATAACTGC (SEQ ID NO:)
 PGTCEICANAACTGC (SEQ ID NO:)
 PGTCEICAQAACTGC (SEQ ID NO:)
 PGTCEICARAACTGC (SEQ ID NO:)
 20 PGTCEICAEAACTGC (SEQ ID NO:)
 PGTCEICADAACTGC (SEQ ID NO:)
 PGTCEICAGAACTGC (SEQ ID NO:)
 PGTCEICAAAACTGC (SEQ ID NO:)
 PGTCEICAMAACTGC (SEQ ID NO:)
 25 PGTCEICAIAACTGC (SEQ ID NO:)
 PGTCEICALAACTGC (SEQ ID NO:)
 PGTCEICAVAACTGC (SEQ ID NO:)
 PGTCEICAHAACTGC (SEQ ID NO:)
 PGTCEGICAYAACTGC (SEQ ID NO:)
 30 PGTCEIGCAYAACTGC (SEQ ID NO:)
 PGTCEICGAYAACTGC (SEQ ID NO:)
 PGTCEICAGYAACTGC (SEQ ID NO:)

PGTCEICAYGAACTGC (SEQ ID NO:)
 PGTCEICAYAGACTGC (SEQ ID NO:)
 PGTCEICAYAAGCTGC (SEQ ID NO:)
 PGTCEICAYAACGTGC (SEQ ID NO:)
 5 PGTCEICAYAACTGGC (SEQ ID NO:)
 PGTCAEICAYAACTGC (SEQ ID NO:)
 PGTCEAICAYAACTGC (SEQ ID NO:)
 PGTCEIACAYAACTGC (SEQ ID NO:)
 PGTCEICAAYAACTGC (SEQ ID NO:)
 10 PGTCEICAYAAACTGC (SEQ ID NO:)
 PGTCEICAYAACATGC (SEQ ID NO:)
 PGTCEICAYAACTAGC (SEQ ID NO:)
 PGTCEICAYAACTGAC (SEQ ID NO:)
 PGTCAEICAAYAACTGC (SEQ ID NO:)
 15 PGTCEAICAAYAACTGC (SEQ ID NO:) and
 PGTCEIACAAYAACTGC (SEQ ID NO:).

134. The polypeptide of claim 132 wherein C' comprises an amino acid sequence selected from the processed active sequences shown in FIG. 4.

20

135. The polypeptide of any claim 132-134 wherein A' is missing and B' is an amino acid sequence comprising a pro sequence depicted in FIG. 4.

136. The polypeptide of any of claims 132-134 wherein:

25 A' is an amino acid sequence comprising a pre sequence depicted in FIG. 4;

and

B' is an amino acid sequence comprising a pro sequence depicted in FIG. 4.

137. The polypeptide of any of claims 132-136 wherein the polypeptide is
 30 purified.

138. A pharmaceutical composition comprising a polypeptide of any claims 132-137.

139. A method of treating a gastrointestinal disorder comprising
5 administering the polypeptide of any of claims 132-138.

140. The method of claim 139 wherein the gastrointestinal disorder is selected from: a gastrointestinal motility disorder, chronic intestinal pseudo-obstruction, colonic pseudo-obstruction, Crohn's disease, duodenogastric reflux,
10 dyspepsia, functional dyspepsia, nonulcer dyspepsia, a functional gastrointestinal disorder, functional heartburn, gastroesophageal reflux disease (GERD), gastroparesis, irritable bowel syndrome, post-operative ileus, ulcerative colitis and chronic constipation.

141. A method for treating obesity comprising administering a composition
15 comprising the polypeptide of any of claims 132-138.

142. A method for treating congestive heart failure comprising administering a composition comprising the polypeptide of any of claims 132-138.

143. A method for treating benign prostatic hyperplasia comprising
20 administering a composition comprising the polypeptide of any of claims 132-138.

144. A method for treating constipation comprising administering a composition comprising the polypeptide of any of claims 132-138.

145. A method for increasing gastrointestinal motility in a patient, the method comprising administering a composition comprising the polypeptide of any of
25 claims 132-138.

146. A method for decreasing gastrointestinal pain or visceral pain in a patient, the method comprising administering a composition comprising the polypeptide of any of claims 132-138.

1/226

Pro Gly Thr Cys Gly Glu Ile Cys Ala Tyr Ala Ala Cys Thr Gly Cys

Human UbanylIn (SEQ ID NO:19)

```

--- Gly Thr Cys Gly Glu Ile Cys Ala Tyr Ala Ala Cys Thr Gly Cys (SEQ ID NO: 96 )
--- --- Thr Cys Gly Glu Ile Cys Ala Tyr Ala Ala Cys Thr Gly Cys (SEQ ID NO: 97 )
--- --- --- Cys Gly Glu Ile Cys Ala Tyr Ala Ala Cys Thr Gly Cys (SEQ ID NO: 98 )
--- --- --- --- Cys --- Glu Ile Cys Ala Tyr Ala Ala Cys Thr Gly Cys (SEQ ID NO: 99 )
--- --- --- --- Cys Gly --- Ile Cys Ala Tyr Ala Ala Cys Thr Gly Cys (SEQ ID NO: 100 )
--- --- --- --- Cys Gly Glu --- Cys Ala Tyr Ala Ala Cys Thr Gly Cys (SEQ ID NO: 101 )
--- --- --- --- Cys Gly Glu Ile Cys --- Tyr Ala Ala Cys Thr Gly Cys (SEQ ID NO: 102 )
--- --- --- --- Cys Gly Glu Ile Cys Ala --- Ala Ala Cys Thr Gly Cys (SEQ ID NO: 103 )
--- --- --- --- Cys Gly Glu Ile Cys Ala Tyr --- Ala Cys Thr Gly Cys (SEQ ID NO: 104 )
--- --- --- --- Cys Gly Glu Ile Cys Ala Tyr Ala --- Cys Thr Gly Cys (SEQ ID NO: 105 )
--- --- --- --- Cys Gly Glu Ile Cys Ala Tyr Ala Ala Cys --- Gly Cys (SEQ ID NO: 106 )
--- --- --- --- Cys Gly Glu Ile Cys Ala Tyr Ala Ala Cys Thr --- Cys (SEQ ID NO: 107 )
--- --- --- --- Thr Cys --- Glu Ile Cys Ala Tyr Ala Ala Cys Thr Gly Cys (SEQ ID NO: 108 )
--- --- --- --- Thr Cys --- --- Ile Cys Ala Tyr Ala Ala Cys Thr Gly Cys (SEQ ID NO: 109 )
--- --- --- --- Thr Cys --- Glu --- Cys Ala Tyr Ala Ala Cys Thr Gly Cys (SEQ ID NO: 110 )
--- --- --- --- Thr Cys --- Glu Ile Cys --- Tyr Ala Ala Cys Thr Gly Cys (SEQ ID NO: 111 )
--- --- --- --- Thr Cys --- Glu Ile Cys Ala --- Ala Ala Cys Thr Gly Cys (SEQ ID NO: 112 )
--- --- --- --- Thr Cys --- Glu Ile Cys Ala Tyr --- Ala Cys Thr Gly Cys (SEQ ID NO: 113 )
--- --- --- --- Thr Cys --- Glu Ile Cys Ala Tyr Ala --- Cys Thr Gly Cys (SEQ ID NO: 114 )
--- --- --- --- Thr Cys --- Glu Ile Cys Ala Tyr Ala Ala Cys --- Gly Cys (SEQ ID NO: 115 )
--- --- --- --- Thr Cys --- Glu Ile Cys Ala Tyr Ala Ala Cys Thr --- Cys (SEQ ID NO: 116 )
--- --- --- --- Thr Cys Gly --- Ile Cys Ala Tyr Ala Ala Cys Thr Gly Cys (SEQ ID NO: 117 )
--- --- --- --- Thr Cys Gly --- --- Cys Ala Tyr Ala Ala Cys Thr Gly Cys (SEQ ID NO: 118 )
--- --- --- --- Thr Cys Gly --- Ile Cys --- Tyr Ala Ala Cys Thr Gly Cys (SEQ ID NO: 119 )
--- --- --- --- Thr Cys Gly --- Ile Cys Ala --- Ala Ala Cys Thr Gly Cys (SEQ ID NO: 120 )
--- --- --- --- Thr Cys Gly --- Ile Cys Ala Tyr --- Ala Cys Thr Gly Cys (SEQ ID NO: 121 )
--- --- --- --- Thr Cys Gly --- Ile Cys Ala Tyr Ala --- Cys Thr Gly Cys (SEQ ID NO: 122 )
--- --- --- --- Thr Cys Gly --- Ile Cys Ala Tyr Ala Ala Cys --- Gly Cys (SEQ ID NO: 123 )
--- --- --- --- Thr Cys Gly --- Ile Cys Ala Tyr Ala Ala Cys Thr --- Cys (SEQ ID NO: 124 )
--- --- --- --- Thr Cys Gly Glu --- Cys Ala Tyr Ala Ala Cys Thr Gly Cys (SEQ ID NO: 125 )
--- --- --- --- Thr Cys Gly Glu --- Cys --- Tyr Ala Ala Cys Thr Gly Cys (SEQ ID NO: 126 )
--- --- --- --- Thr Cys Gly Glu --- Cys Ala --- Ala Ala Cys Thr Gly Cys (SEQ ID NO: 127 )
--- --- --- --- Thr Cys Gly Glu --- Cys Ala Tyr --- Ala Cys Thr Gly Cys (SEQ ID NO: 128 )
--- --- --- --- Thr Cys Gly Glu --- Cys Ala Tyr Ala --- Cys Thr Gly Cys (SEQ ID NO: 129 )
--- --- --- --- Thr Cys Gly Glu --- Cys Ala Tyr Ala Ala Cys --- Gly Cys (SEQ ID NO: 130 )
--- --- --- --- Thr Cys Gly Glu --- Cys Ala Tyr Ala Ala Cys Thr --- Cys (SEQ ID NO: 131 )
--- --- --- --- Thr Cys Gly Glu Ile Cys --- Tyr Ala Ala Cys Thr Gly Cys (SEQ ID NO: 132 )
--- --- --- --- Thr Cys Gly Glu Ile Cys --- --- Ala Ala Cys Thr Gly Cys (SEQ ID NO: 133 )
--- --- --- --- Thr Cys Gly Glu Ile Cys --- Tyr --- Ala Cys Thr Gly Cys (SEQ ID NO: 134 )
--- --- --- --- Thr Cys Gly Glu Ile Cys --- Tyr Ala --- Cys Thr Gly Cys (SEQ ID NO: 135 )
--- --- --- --- Thr Cys Gly Glu Ile Cys --- Tyr Ala Ala Cys --- Gly Cys (SEQ ID NO: 136 )
--- --- --- --- Thr Cys Gly Glu Ile Cys --- Tyr Ala Ala Cys Thr --- Cys (SEQ ID NO: 137 )
--- --- --- --- Thr Cys Gly Glu Ile Cys Ala --- Ala Ala Cys Thr Gly Cys (SEQ ID NO: 138 )
--- --- --- --- Thr Cys Gly Glu Ile Cys Ala --- --- Ala Cys Thr Gly Cys (SEQ ID NO: 139 )

```

FIG. 1
(sheet 1 of 17)

--- --- Thr Cys Gly Glu Ile Cys Ala --- Ala --- Cys Thr Gly Cys (SEQ ID NO: 140)
 --- --- Thr Cys Gly Glu Ile Cys Ala --- Ala Ala Cys --- Gly Cys (SEQ ID NO: 141)
 --- --- Thr Cys Gly Glu Ile Cys Ala --- Ala Ala Cys Thr --- Cys (SEQ ID NO: 142)
 --- --- Thr Cys Gly Glu Ile Cys Ala Tyr --- Ala Cys Thr Gly Cys (SEQ ID NO: 143)
 --- --- Thr Cys Gly Glu Ile Cys Ala Tyr --- --- Cys Thr Gly Cys (SEQ ID NO: 144)
 --- --- Thr Cys Gly Glu Ile Cys Ala Tyr --- Ala Cys --- Gly Cys (SEQ ID NO: 145)
 --- --- Thr Cys Gly Glu Ile Cys Ala Tyr --- Ala Cys Thr --- Cys (SEQ ID NO: 146)
 --- --- Thr Cys Gly Glu Ile Cys Ala Tyr Ala --- Cys Thr Gly Cys (SEQ ID NO: 147)
 --- --- Thr Cys Gly Glu Ile Cys Ala Tyr Ala --- Cys --- Gly Cys (SEQ ID NO: 148)
 --- --- Thr Cys Gly Glu Ile Cys Ala Tyr Ala --- Cys Thr --- Cys (SEQ ID NO: 149)
 --- --- Thr Cys Gly Glu Ile Cys Ala Tyr Ala Ala Cys --- Gly Cys (SEQ ID NO: 150)
 --- --- Thr Cys Gly Glu Ile Cys Ala Tyr Ala Ala Cys --- --- Cys (SEQ ID NO: 151)
 --- --- Thr Cys Gly Glu Ile Cys Ala Tyr Ala Ala Cys Thr --- Cys (SEQ ID NO: 152)
 --- Gly --- Cys Gly Glu Ile Cys Ala Tyr Ala Ala Cys Thr Gly Cys (SEQ ID NO: 153)
 --- Gly --- Cys --- Glu Ile Cys Ala Tyr Ala Ala Cys Thr Gly Cys (SEQ ID NO: 154)
 --- Gly --- Cys --- --- Ile Cys Ala Tyr Ala Ala Cys Thr Gly Cys (SEQ ID NO: 155)
 --- Gly --- Cys --- Glu --- Cys Ala Tyr Ala Ala Cys Thr Gly Cys (SEQ ID NO: 156)
 --- Gly --- Cys --- Glu Ile Cys --- Tyr Ala Ala Cys Thr Gly Cys (SEQ ID NO: 157)
 --- Gly --- Cys --- Glu Ile Cys Ala --- Ala Ala Cys Thr Gly Cys (SEQ ID NO: 158)
 --- Gly --- Cys --- Glu Ile Cys Ala Tyr --- Ala Cys Thr Gly Cys (SEQ ID NO: 159)
 --- Gly --- Cys --- Glu Ile Cys Ala Tyr Ala --- Cys Thr Gly Cys (SEQ ID NO: 160)
 --- Gly --- Cys --- Glu Ile Cys Ala Tyr Ala Ala Cys --- Gly Cys (SEQ ID NO: 161)
 --- Gly --- Cys --- Glu Ile Cys Ala Tyr Ala Ala Cys Thr --- Cys (SEQ ID NO: 162)
 --- Gly --- Cys Gly --- Ile Cys Ala Tyr Ala Ala Cys Thr Gly Cys (SEQ ID NO: 163)
 --- Gly --- Cys Gly --- --- Cys Ala Tyr Ala Ala Cys Thr Gly Cys (SEQ ID NO: 164)
 --- Gly --- Cys Gly --- Ile Cys --- Tyr Ala Ala Cys Thr Gly Cys (SEQ ID NO: 165)
 --- Gly --- Cys Gly --- Ile Cys Ala --- Ala Ala Cys Thr Gly Cys (SEQ ID NO: 166)
 --- Gly --- Cys Gly --- Ile Cys Ala Tyr --- Ala Cys Thr Gly Cys (SEQ ID NO: 167)
 --- Gly --- Cys Gly --- Ile Cys Ala Tyr Ala --- Cys Thr Gly Cys (SEQ ID NO: 168)
 --- Gly --- Cys Gly --- Ile Cys Ala Tyr Ala Ala Cys --- Gly Cys (SEQ ID NO: 169)
 --- Gly --- Cys Gly --- Ile Cys Ala Tyr Ala Ala Cys Thr --- Cys (SEQ ID NO: 170)
 --- Gly --- Cys Gly Glu --- Cys Ala Tyr Ala Ala Cys Thr Gly Cys (SEQ ID NO: 171)
 --- Gly --- Cys Gly Glu --- Cys --- Tyr Ala Ala Cys Thr Gly Cys (SEQ ID NO: 172)
 --- Gly --- Cys Gly Glu --- Cys Ala --- Ala Ala Cys Thr Gly Cys (SEQ ID NO: 173)
 --- Gly --- Cys Gly Glu --- Cys Ala Tyr --- Ala Cys Thr Gly Cys (SEQ ID NO: 174)
 --- Gly --- Cys Gly Glu --- Cys Ala Tyr Ala --- Cys Thr Gly Cys (SEQ ID NO: 175)
 --- Gly --- Cys Gly Glu --- Cys Ala Tyr Ala Ala Cys --- Gly Cys (SEQ ID NO: 176)
 --- Gly --- Cys Gly Glu Ile Cys --- Tyr Ala Ala Cys Thr Gly Cys (SEQ ID NO: 177)
 --- Gly --- Cys Gly Glu Ile Cys --- --- Ala Ala Cys Thr Gly Cys (SEQ ID NO: 178)
 --- Gly --- Cys Gly Glu Ile Cys --- Tyr --- Ala Cys Thr Gly Cys (SEQ ID NO: 179)
 --- Gly --- Cys Gly Glu Ile Cys --- Tyr Ala --- Cys Thr Gly Cys (SEQ ID NO: 180)
 --- Gly --- Cys Gly Glu Ile Cys --- Tyr Ala Ala Cys --- Gly Cys (SEQ ID NO: 181)
 --- Gly --- Cys Gly Glu Ile Cys --- Tyr Ala Ala Cys --- Gly Cys (SEQ ID NO: 182)
 --- Gly --- Cys Gly Glu Ile Cys --- Tyr Ala Ala Cys Thr --- Cys (SEQ ID NO: 183)
 --- Gly --- Cys Gly Glu Ile Cys Ala --- Ala Ala Cys Thr Gly Cys (SEQ ID NO: 184)
 --- Gly --- Cys Gly Glu Ile Cys Ala --- --- Ala Cys Thr Gly Cys (SEQ ID NO: 185)
 --- Gly --- Cys Gly Glu Ile Cys Ala --- Ala --- Cys Thr Gly Cys (SEQ ID NO: 186)

FIG. 1
 (sheet 2 of 17)

3/226

--- Gly --- Cys Gly Glu Ile Cys Ala --- Ala Ala Cys --- Gly Cys (SEQ ID NO: 187)
 --- Gly --- Cys Gly Glu Ile Cys Ala --- Ala Ala Cys Thr --- Cys (SEQ ID NO: 188)
 --- Gly --- Cys Gly Glu Ile Cys Ala Tyr --- Ala Cys Thr Gly Cys (SEQ ID NO: 189)
 --- Gly --- Cys Gly Glu Ile Cys Ala Tyr --- --- Cys Thr Gly Cys (SEQ ID NO: 190)
 --- Gly --- Cys Gly Glu Ile Cys Ala Tyr --- Ala Cys --- Gly Cys (SEQ ID NO: 191)
 --- Gly --- Cys Gly Glu Ile Cys Ala Tyr --- Ala Cys Thr --- Cys (SEQ ID NO: 192)
 --- Gly --- Cys Gly Glu Ile Cys Ala Tyr Ala --- Cys Thr Gly Cys (SEQ ID NO: 193)
 --- Gly --- Cys Gly Glu Ile Cys Ala Tyr Ala --- Cys --- Gly Cys (SEQ ID NO: 194)
 --- Gly --- Cys Gly Glu Ile Cys Ala Tyr Ala --- Cys Thr --- Cys (SEQ ID NO: 195)
 --- Gly --- Cys Gly Glu Ile Cys Ala Tyr Ala Ala Cys --- Gly Cys (SEQ ID NO: 196)
 --- Gly --- Cys Gly Glu Ile Cys Ala Tyr Ala Ala Cys --- --- Cys (SEQ ID NO: 197)
 --- Gly --- Cys Gly Glu Ile Cys Ala Tyr Ala Ala Cys Thr --- Cys (SEQ ID NO: 198)
 --- Gly Thr Cys --- Glu Ile Cys Ala Tyr Ala Ala Cys Thr Gly Cys (SEQ ID NO: 199)
 --- Gly Thr Cys --- --- Ile Cys Ala Tyr Ala Ala Cys Thr Gly Cys (SEQ ID NO: 200)
 --- Gly Thr Cys --- --- --- Cys Ala Tyr Ala Ala Cys Thr Gly Cys (SEQ ID NO: 201)
 --- Gly Thr Cys --- --- Ile Cys --- Tyr Ala Ala Cys Thr Gly Cys (SEQ ID NO: 202)
 --- Gly Thr Cys --- --- Ile Cys Ala --- Ala Ala Cys Thr Gly Cys (SEQ ID NO: 203)
 --- Gly Thr Cys --- --- Ile Cys Ala Tyr --- Ala Cys Thr Gly Cys (SEQ ID NO: 204)
 --- Gly Thr Cys --- --- Ile Cys Ala Tyr Ala --- Cys Thr Gly Cys (SEQ ID NO: 205)
 --- Gly Thr Cys --- --- Ile Cys Ala Tyr Ala Ala Cys --- Gly Cys (SEQ ID NO: 206)
 --- Gly Thr Cys --- --- Ile Cys Ala Tyr Ala Ala Cys Thr --- Cys (SEQ ID NO: 207)
 --- Gly Thr Cys --- Glu --- Cys Ala Tyr Ala Ala Cys Thr Gly Cys (SEQ ID NO: 208)
 --- Gly Thr Cys --- Glu --- Cys --- Tyr Ala Ala Cys Thr Gly Cys (SEQ ID NO: 209)
 --- Gly Thr Cys --- Glu --- Cys Ala --- Ala Ala Cys Thr Gly Cys (SEQ ID NO: 210)
 --- Gly Thr Cys --- Glu --- Cys Ala Tyr Ala --- Cys Thr Gly Cys (SEQ ID NO: 211)
 --- Gly Thr Cys --- Glu --- Cys Ala Tyr Ala Ala Cys --- Gly Cys (SEQ ID NO: 212)
 --- Gly Thr Cys --- Glu --- Cys Ala Tyr Ala Ala Cys Thr --- Cys (SEQ ID NO: 213)
 --- Gly Thr Cys --- Glu Ile Cys --- Tyr Ala Ala Cys Thr Gly Cys (SEQ ID NO: 214)
 --- Gly Thr Cys --- Glu Ile Cys --- --- Ala Ala Cys Thr Gly Cys (SEQ ID NO: 215)
 --- Gly Thr Cys --- Glu Ile Cys --- Tyr --- Ala Cys Thr Gly Cys (SEQ ID NO: 216)
 --- Gly Thr Cys --- Glu Ile Cys --- Tyr Ala --- Cys Thr Gly Cys (SEQ ID NO: 217)
 --- Gly Thr Cys --- Glu Ile Cys --- Tyr Ala Ala Cys --- Gly Cys (SEQ ID NO: 218)
 --- Gly Thr Cys --- Glu Ile Cys --- Tyr Ala Ala Cys Thr --- Cys (SEQ ID NO: 219)
 --- Gly Thr Cys --- Glu Ile Cys Ala --- Ala Ala Cys Thr Gly Cys (SEQ ID NO: 220)
 --- Gly Thr Cys --- Glu Ile Cys Ala --- --- Ala Cys Thr Gly Cys (SEQ ID NO: 221)
 --- Gly Thr Cys --- Glu Ile Cys Ala --- Ala --- Cys Thr Gly Cys (SEQ ID NO: 222)
 --- Gly Thr Cys --- Glu Ile Cys Ala --- Ala Ala Cys --- Gly Cys (SEQ ID NO: 223)
 --- Gly Thr Cys --- Glu Ile Cys Ala --- Ala Ala Cys Thr --- Cys (SEQ ID NO: 224)
 --- Gly Thr Cys --- Glu Ile Cys Ala Tyr --- Ala Cys Thr Gly Cys (SEQ ID NO: 225)
 --- Gly Thr Cys --- Glu Ile Cys Ala Tyr --- --- Cys Thr Gly Cys (SEQ ID NO: 226)
 --- Gly Thr Cys --- Glu Ile Cys Ala Tyr --- Ala Cys --- Gly Cys (SEQ ID NO: 227)
 --- Gly Thr Cys --- Glu Ile Cys Ala Tyr --- Ala Cys Thr --- Cys (SEQ ID NO: 228)
 --- Gly Thr Cys --- Glu Ile Cys Ala Tyr Ala --- Cys Thr Gly Cys (SEQ ID NO: 229)
 --- Gly Thr Cys --- Glu Ile Cys Ala Tyr Ala --- Cys --- Gly Cys (SEQ ID NO: 230)
 --- Gly Thr Cys --- Glu Ile Cys Ala Tyr Ala --- Cys Thr --- Cys (SEQ ID NO: 231)
 --- Gly Thr Cys --- Glu Ile Cys Ala Tyr Ala Ala Cys --- Gly Cys (SEQ ID NO: 232)
 --- Gly Thr Cys --- Glu Ile Cys Ala Tyr Ala Ala Cys --- Gly Cys (SEQ ID NO: 233)

FIG. 1
(sheet 3 of 17)

4/226

--- Gly Thr Cys --- Glu Ile Cys Ala Tyr Ala Ala Cys --- --- Cys (SEQ ID NO: 234)
 --- Gly Thr Cys --- Glu Ile Cys Ala Tyr Ala Ala Cys Thr --- Cys (SEQ ID NO: 235)
 --- Gly Thr Cys Gly --- Ile Cys Ala Tyr Ala Ala Cys Thr Gly Cys (SEQ ID NO: 236)
 --- Gly Thr Cys Gly --- --- Cys Ala Tyr Ala Ala Cys Thr Gly Cys (SEQ ID NO: 237)
 --- Gly Thr Cys Gly --- --- Cys --- Tyr Ala Ala Cys Thr Gly Cys (SEQ ID NO: 238)
 --- Gly Thr Cys Gly --- --- Cys Ala --- Ala Ala Cys Thr Gly Cys (SEQ ID NO: 239)
 --- Gly Thr Cys Gly --- --- Cys Ala Tyr --- Ala Cys Thr Gly Cys (SEQ ID NO: 240)
 --- Gly Thr Cys Gly --- --- Cys Ala Tyr Ala --- Cys Thr Gly Cys (SEQ ID NO: 241)
 --- Gly Thr Cys Gly --- --- Cys Ala Tyr Ala Ala Cys --- Gly Cys (SEQ ID NO: 242)
 --- Gly Thr Cys Gly --- --- Cys Ala Tyr Ala Ala Cys Thr --- Cys (SEQ ID NO: 243)
 --- Gly Thr Cys Gly --- Ile Cys --- Tyr Ala Ala Cys Thr Gly Cys (SEQ ID NO: 244)
 --- Gly Thr Cys Gly --- Ile Cys --- --- Ala Ala Cys Thr Gly Cys (SEQ ID NO: 245)
 --- Gly Thr Cys Gly --- Ile Cys --- Tyr --- Ala Cys Thr Gly Cys (SEQ ID NO: 246)
 --- Gly Thr Cys Gly --- Ile Cys --- Tyr Ala --- Cys Thr Gly Cys (SEQ ID NO: 247)
 --- Gly Thr Cys Gly --- Ile Cys --- Tyr Ala Ala Cys --- Gly Cys (SEQ ID NO: 248)
 --- Gly Thr Cys Gly --- Ile Cys --- Tyr Ala Ala Cys Thr --- Cys (SEQ ID NO: 249)
 --- Gly Thr Cys Gly --- Ile Cys Ala --- Ala Ala Cys Thr Gly Cys (SEQ ID NO: 250)
 --- Gly Thr Cys Gly --- Ile Cys Ala --- --- Ala Cys Thr Gly Cys (SEQ ID NO: 251)
 --- Gly Thr Cys Gly --- Ile Cys Ala --- Ala --- Cys Thr Gly Cys (SEQ ID NO: 252)
 --- Gly Thr Cys Gly --- Ile Cys Ala --- Ala Ala Cys --- Gly Cys (SEQ ID NO: 253)
 --- Gly Thr Cys Gly --- Ile Cys Ala --- Ala Ala Cys Thr --- Cys (SEQ ID NO: 254)
 --- Gly Thr Cys Gly --- Ile Cys Ala Tyr --- Ala Cys Thr Gly Cys (SEQ ID NO: 255)
 --- Gly Thr Cys Gly --- Ile Cys Ala Tyr --- --- Cys Thr Gly Cys (SEQ ID NO: 256)
 --- Gly Thr Cys Gly --- Ile Cys Ala Tyr --- Ala Cys --- Gly Cys (SEQ ID NO: 257)
 --- Gly Thr Cys Gly --- Ile Cys Ala Tyr --- Ala Cys Thr --- Cys (SEQ ID NO: 258)
 --- Gly Thr Cys Gly --- Ile Cys Ala Tyr Ala --- Cys Thr Gly Cys (SEQ ID NO: 259)
 --- Gly Thr Cys Gly --- Ile Cys Ala Tyr Ala --- Cys --- Gly Cys (SEQ ID NO: 260)
 --- Gly Thr Cys Gly --- Ile Cys Ala Tyr Ala --- Cys Thr --- Cys (SEQ ID NO: 261)
 --- Gly Thr Cys Gly --- Ile Cys Ala Tyr Ala Ala Cys --- Gly Cys (SEQ ID NO: 262)
 --- Gly Thr Cys Gly --- Ile Cys Ala Tyr Ala Ala Cys --- --- Cys (SEQ ID NO: 263)
 --- Gly Thr Cys Gly --- Ile Cys Ala Tyr Ala Ala Cys Thr --- Cys (SEQ ID NO: 264)
 --- Gly Thr Cys Gly Glu --- Cys Ala Tyr Ala Ala Cys Thr Gly Cys (SEQ ID NO: 265)
 --- Gly Thr Cys Gly Glu --- Cys --- Tyr Ala Ala Cys Thr Gly Cys (SEQ ID NO: 266)
 --- Gly Thr Cys Gly Glu --- Cys --- --- Ala Ala Cys Thr Gly Cys (SEQ ID NO: 267)
 --- Gly Thr Cys Gly Glu --- Cys --- Tyr --- Ala Cys Thr Gly Cys (SEQ ID NO: 268)
 --- Gly Thr Cys Gly Glu --- Cys --- Tyr Ala --- Cys Thr Gly Cys (SEQ ID NO: 269)
 --- Gly Thr Cys Gly Glu --- Cys --- Tyr Ala Ala Cys --- Gly Cys (SEQ ID NO: 270)
 --- Gly Thr Cys Gly Glu --- Cys --- Tyr Ala Ala Cys Thr --- Cys (SEQ ID NO: 271)
 --- Gly Thr Cys Gly Glu --- Cys Ala --- Ala Ala Cys Thr Gly Cys (SEQ ID NO: 272)
 --- Gly Thr Cys Gly Glu --- Cys Ala --- --- Ala Cys Thr Gly Cys (SEQ ID NO: 273)
 --- Gly Thr Cys Gly Glu --- Cys Ala --- Ala --- Cys Thr Gly Cys (SEQ ID NO: 274)
 --- Gly Thr Cys Gly Glu --- Cys Ala --- Ala Ala Cys --- Gly Cys (SEQ ID NO: 275)
 --- Gly Thr Cys Gly Glu --- Cys Ala --- Ala Ala Cys Thr --- Cys (SEQ ID NO: 276)
 --- Gly Thr Cys Gly Glu --- Cys Ala Tyr --- Ala Cys Thr Gly Cys (SEQ ID NO: 277)
 --- Gly Thr Cys Gly Glu --- Cys Ala Tyr --- --- Cys Thr Gly Cys (SEQ ID NO: 278)
 --- Gly Thr Cys Gly Glu --- Cys Ala Tyr --- Ala Cys --- Gly Cys (SEQ ID NO: 279)
 --- Gly Thr Cys Gly Glu --- Cys Ala Tyr --- Ala Cys Thr --- Cys (SEQ ID NO: 280)

FIG. 1
(sheet 4 of 17)

5/226

--- Gly Thr Cys Gly Glu --- Cys Ala Tyr Ala --- Cys Thr Gly Cys (SEQ ID NO: 281)
 --- Gly Thr Cys Gly Glu --- Cys Ala Tyr Ala --- Cys --- Gly Cys (SEQ ID NO: 282)
 --- Gly Thr Cys Gly Glu --- Cys Ala Tyr Ala --- Cys Thr --- Cys (SEQ ID NO: 283)
 --- Gly Thr Cys Gly Glu --- Cys Ala Tyr Ala Ala Cys --- Gly Cys (SEQ ID NO: 284)
 --- Gly Thr Cys Gly Glu --- Cys Ala Tyr Ala Ala Cys --- --- Cys (SEQ ID NO: 285)
 --- Gly Thr Cys Gly Glu --- Cys Ala Tyr Ala Ala Cys Thr --- Cys (SEQ ID NO: 286)
 --- Gly Thr Cys Gly Glu Ile Cys --- Tyr Ala Ala Cys Thr Gly Cys (SEQ ID NO: 287)
 --- Gly Thr Cys Gly Glu Ile Cys --- --- Ala Ala Cys Thr Gly Cys (SEQ ID NO: 288)
 --- Gly Thr Cys Gly Glu Ile Cys --- --- --- Ala Cys Thr Gly Cys (SEQ ID NO: 289)
 --- Gly Thr Cys Gly Glu Ile Cys --- --- Ala --- Cys Thr Gly Cys (SEQ ID NO: 290)
 --- Gly Thr Cys Gly Glu Ile Cys --- --- Ala Ala Cys --- Gly Cys (SEQ ID NO: 291)
 --- Gly Thr Cys Gly Glu Ile Cys --- --- Ala Ala Cys Thr --- Cys (SEQ ID NO: 292)
 --- Gly Thr Cys Gly Glu Ile Cys --- Tyr --- Ala Cys Thr Gly Cys (SEQ ID NO: 293)
 --- Gly Thr Cys Gly Glu Ile Cys --- Tyr --- --- Cys Thr Gly Cys (SEQ ID NO: 294)
 --- Gly Thr Cys Gly Glu Ile Cys --- Tyr --- Ala Cys --- Gly Cys (SEQ ID NO: 295)
 --- Gly Thr Cys Gly Glu Ile Cys --- Tyr --- Ala Cys Thr --- Cys (SEQ ID NO: 296)
 --- Gly Thr Cys Gly Glu Ile Cys --- Tyr Ala --- Cys Thr Gly Cys (SEQ ID NO: 297)
 --- Gly Thr Cys Gly Glu Ile Cys --- Tyr Ala --- Cys --- Gly Cys (SEQ ID NO: 298)
 --- Gly Thr Cys Gly Glu Ile Cys --- Tyr Ala --- Cys Thr --- Cys (SEQ ID NO: 299)
 --- Gly Thr Cys Gly Glu Ile Cys --- Tyr Ala Ala Cys --- Gly Cys (SEQ ID NO: 300)
 --- Gly Thr Cys Gly Glu Ile Cys --- Tyr Ala Ala Cys --- --- Cys (SEQ ID NO: 301)
 --- Gly Thr Cys Gly Glu Ile Cys --- Tyr Ala Ala Cys Thr --- Cys (SEQ ID NO: 302)
 --- Gly Thr Cys Gly Glu Ile Cys Ala --- Ala Ala Cys Thr Gly Cys (SEQ ID NO: 303)
 --- Gly Thr Cys Gly Glu Ile Cys Ala --- --- Ala Cys Thr Gly Cys (SEQ ID NO: 304)
 --- Gly Thr Cys Gly Glu Ile Cys Ala --- --- --- Cys Thr Gly Cys (SEQ ID NO: 305)
 --- Gly Thr Cys Gly Glu Ile Cys Ala --- --- Ala Cys --- Gly Cys (SEQ ID NO: 306)
 --- Gly Thr Cys Gly Glu Ile Cys Ala --- --- Ala Cys Thr --- Cys (SEQ ID NO: 307)
 --- Gly Thr Cys Gly Glu Ile Cys Ala --- Ala --- Cys Thr Gly Cys (SEQ ID NO: 308)
 --- Gly Thr Cys Gly Glu Ile Cys Ala --- Ala --- Cys --- Gly Cys (SEQ ID NO: 309)
 --- Gly Thr Cys Gly Glu Ile Cys Ala --- Ala --- Cys Thr --- Cys (SEQ ID NO: 310)
 --- Gly Thr Cys Gly Glu Ile Cys Ala --- Ala Ala Cys --- Gly Cys (SEQ ID NO: 311)
 --- Gly Thr Cys Gly Glu Ile Cys Ala --- Ala Ala Cys --- --- Cys (SEQ ID NO: 312)
 --- Gly Thr Cys Gly Glu Ile Cys Ala --- Ala Ala Cys Thr --- Cys (SEQ ID NO: 313)
 --- Gly Thr Cys Gly Glu Ile Cys Ala Tyr --- Ala Cys Thr Gly Cys (SEQ ID NO: 314)
 --- Gly Thr Cys Gly Glu Ile Cys Ala Tyr --- --- Cys Thr Gly Cys (SEQ ID NO: 315)
 --- Gly Thr Cys Gly Glu Ile Cys Ala Tyr --- --- Cys --- Gly Cys (SEQ ID NO: 316)
 --- Gly Thr Cys Gly Glu Ile Cys Ala Tyr --- --- Cys Thr --- Cys (SEQ ID NO: 317)
 --- Gly Thr Cys Gly Glu Ile Cys Ala Tyr --- Ala Cys --- Gly Cys (SEQ ID NO: 318)
 --- Gly Thr Cys Gly Glu Ile Cys Ala Tyr --- Ala Cys --- --- Cys (SEQ ID NO: 319)
 --- Gly Thr Cys Gly Glu Ile Cys Ala Tyr --- Ala Cys Thr --- Cys (SEQ ID NO: 320)
 --- Gly Thr Cys Gly Glu Ile Cys Ala Tyr Ala --- Cys Thr Gly Cys (SEQ ID NO: 321)
 --- Gly Thr Cys Gly Glu Ile Cys Ala Tyr Ala --- Cys --- Gly Cys (SEQ ID NO: 322)
 --- Gly Thr Cys Gly Glu Ile Cys Ala Tyr Ala --- Cys --- --- Cys (SEQ ID NO: 323)
 --- Gly Thr Cys Gly Glu Ile Cys Ala Tyr Ala --- Cys Thr --- Cys (SEQ ID NO: 324)
 --- Gly Thr Cys Gly Glu Ile Cys Ala Tyr Ala Ala Cys --- Gly Cys (SEQ ID NO: 325)
 --- Gly Thr Cys Gly Glu Ile Cys Ala Tyr Ala Ala Cys --- --- Cys (SEQ ID NO: 326)
 --- Gly Thr Cys Gly Glu Ile Cys Ala Tyr Ala Ala Cys Thr --- Cys (SEQ ID NO: 327)

FIG. 1
(sheet 5 of 17)

Pro --- Thr Cys Gly Glu Ile Cys Ala Tyr Ala Ala Cys Thr Gly Cys (SEQ ID NO: 328)
 Pro --- --- Cys Gly Glu Ile Cys Ala Tyr Ala Ala Cys Thr Gly Cys (SEQ ID NO: 329)
 Pro --- --- Cys --- Glu Ile Cys Ala Tyr Ala Ala Cys Thr Gly Cys (SEQ ID NO: 330)
 Pro --- --- Cys --- --- Ile Cys Ala Tyr Ala Ala Cys Thr Gly Cys (SEQ ID NO: 331)
 Pro --- --- Cys --- Glu --- Cys Ala Tyr Ala Ala Cys Thr Gly Cys (SEQ ID NO: 332)
 Pro --- --- Cys --- Glu Ile Cys --- Tyr Ala Ala Cys Thr Gly Cys (SEQ ID NO: 333)
 Pro --- --- Cys --- Glu Ile Cys Ala --- Ala Ala Cys Thr Gly Cys (SEQ ID NO: 334)
 Pro --- --- Cys --- Glu Ile Cys Ala Tyr --- Ala Cys Thr Gly Cys (SEQ ID NO: 335)
 Pro --- --- Cys --- Glu Ile Cys Ala Tyr Ala --- Cys Thr Gly Cys (SEQ ID NO: 336)
 Pro --- --- Cys --- Glu Ile Cys Ala Tyr Ala Ala Cys --- Gly Cys (SEQ ID NO: 337)
 Pro --- --- Cys --- Glu Ile Cys Ala Tyr Ala Ala Cys Thr --- Cys (SEQ ID NO: 338)
 Pro --- --- Cys Gly --- Ile Cys Ala Tyr Ala Ala Cys Thr Gly Cys (SEQ ID NO: 339)
 Pro --- --- Cys Gly --- --- Cys Ala Tyr Ala Ala Cys Thr Gly Cys (SEQ ID NO: 340)
 Pro --- --- Cys Gly --- Ile Cys --- Tyr Ala Ala Cys Thr Gly Cys (SEQ ID NO: 341)
 Pro --- --- Cys Gly --- Ile Cys Ala --- Ala Ala Cys Thr Gly Cys (SEQ ID NO: 342)
 Pro --- --- Cys Gly --- Ile Cys Ala Tyr --- Ala Cys Thr Gly Cys (SEQ ID NO: 343)
 Pro --- --- Cys Gly --- Ile Cys Ala Tyr Ala --- Cys Thr Gly Cys (SEQ ID NO: 344)
 Pro --- --- Cys Gly --- Ile Cys Ala Tyr Ala Ala Cys --- Gly Cys (SEQ ID NO: 345)
 Pro --- --- Cys Gly --- Ile Cys Ala Tyr Ala Ala Cys Thr --- Cys (SEQ ID NO: 346)
 Pro --- --- Cys Gly Glu --- Cys Ala Tyr Ala Ala Cys Thr Gly Cys (SEQ ID NO: 347)
 Pro --- --- Cys Gly Glu --- Cys --- Tyr Ala Ala Cys Thr Gly Cys (SEQ ID NO: 348)
 Pro --- --- Cys Gly Glu --- Cys Ala --- Ala Ala Cys Thr Gly Cys (SEQ ID NO: 349)
 Pro --- --- Cys Gly Glu --- Cys Ala Tyr --- Ala Cys Thr Gly Cys (SEQ ID NO: 350)
 Pro --- --- Cys Gly Glu --- Cys Ala Tyr Ala --- Cys Thr Gly Cys (SEQ ID NO: 351)
 Pro --- --- Cys Gly Glu --- Cys Ala Tyr Ala Ala Cys --- Gly Cys (SEQ ID NO: 352)
 Pro --- --- Cys Gly Glu --- Cys Ala Tyr Ala Ala Cys Thr --- Cys (SEQ ID NO: 353)
 Pro --- --- Cys Gly Glu Ile Cys --- Tyr Ala Ala Cys Thr Gly Cys (SEQ ID NO: 354)
 Pro --- --- Cys Gly Glu Ile Cys --- --- Ala Ala Cys Thr Gly Cys (SEQ ID NO: 355)
 Pro --- --- Cys Gly Glu Ile Cys --- Tyr --- Ala Cys Thr Gly Cys (SEQ ID NO: 356)
 Pro --- --- Cys Gly Glu Ile Cys --- Tyr Ala --- Cys Thr Gly Cys (SEQ ID NO: 357)
 Pro --- --- Cys Gly Glu Ile Cys --- Tyr Ala Ala Cys --- Gly Cys (SEQ ID NO: 358)
 Pro --- --- Cys Gly Glu Ile Cys --- Tyr Ala Ala Cys Thr --- Cys (SEQ ID NO: 359)
 Pro --- --- Cys Gly Glu Ile Cys Ala --- Ala Ala Cys Thr Gly Cys (SEQ ID NO: 360)
 Pro --- --- Cys Gly Glu Ile Cys Ala --- --- Ala Cys Thr Gly Cys (SEQ ID NO: 361)
 Pro --- --- Cys Gly Glu Ile Cys Ala --- Ala --- Cys Thr Gly Cys (SEQ ID NO: 362)
 Pro --- --- Cys Gly Glu Ile Cys Ala --- Ala Ala Cys --- Gly Cys (SEQ ID NO: 363)
 Pro --- --- Cys Gly Glu Ile Cys Ala Tyr --- Ala Cys Thr Gly Cys (SEQ ID NO: 364)
 Pro --- --- Cys Gly Glu Ile Cys Ala Tyr --- --- Cys Thr Gly Cys (SEQ ID NO: 365)
 Pro --- --- Cys Gly Glu Ile Cys Ala Tyr --- Ala Cys --- Gly Cys (SEQ ID NO: 366)
 Pro --- --- Cys Gly Glu Ile Cys Ala Tyr --- Ala Cys Thr --- Cys (SEQ ID NO: 367)
 Pro --- --- Cys Gly Glu Ile Cys Ala Tyr Ala --- Cys Thr Gly Cys (SEQ ID NO: 368)
 Pro --- --- Cys Gly Glu Ile Cys Ala Tyr Ala --- Cys --- Gly Cys (SEQ ID NO: 369)
 Pro --- --- Cys Gly Glu Ile Cys Ala Tyr Ala --- Cys Thr --- Cys (SEQ ID NO: 370)
 Pro --- --- Cys Gly Glu Ile Cys Ala Tyr Ala Ala Cys --- Gly Cys (SEQ ID NO: 371)
 Pro --- --- Cys Gly Glu Ile Cys Ala Tyr Ala Ala Cys --- --- Cys (SEQ ID NO: 372)
 Pro --- --- Cys Gly Glu Ile Cys Ala Tyr Ala Ala Cys --- --- Cys (SEQ ID NO: 373)
 Pro --- --- Cys Gly Glu Ile Cys Ala Tyr Ala Ala Cys Thr --- Cys (SEQ ID NO: 374)

FIG. 1
 (sheet 6 of 17)

7/226

Pro --- Thr Cys --- Glu Ile Cys Ala Tyr Ala Ala Cys Thr Gly Cys (SEQ ID NO: 375)
 Pro --- Thr Cys --- --- Ile Cys Ala Tyr Ala Ala Cys Thr Gly Cys (SEQ ID NO: 376)
 Pro --- Thr Cys --- --- --- Cys Ala Tyr Ala Ala Cys Thr Gly Cys (SEQ ID NO: 377)
 Pro --- Thr Cys --- --- Ile Cys --- Tyr Ala Ala Cys Thr Gly Cys (SEQ ID NO: 378)
 Pro --- Thr Cys --- --- Ile Cys Ala --- Ala Ala Cys Thr Gly Cys (SEQ ID NO: 379)
 Pro --- Thr Cys --- --- Ile Cys Ala Tyr --- Ala Cys Thr Gly Cys (SEQ ID NO: 380)
 Pro --- Thr Cys --- --- Ile Cys Ala Tyr Ala --- Cys Thr Gly Cys (SEQ ID NO: 381)
 Pro --- Thr Cys --- --- Ile Cys Ala Tyr Ala Ala Cys --- Gly Cys (SEQ ID NO: 382)
 Pro --- Thr Cys --- --- Ile Cys Ala Tyr Ala Ala Cys Thr --- Cys (SEQ ID NO: 383)
 Pro --- Thr Cys --- Glu --- Cys Ala Tyr Ala Ala Cys Thr Gly Cys (SEQ ID NO: 384)
 Pro --- Thr Cys --- Glu --- Cys --- Tyr Ala Ala Cys Thr Gly Cys (SEQ ID NO: 385)
 Pro --- Thr Cys --- Glu --- Cys Ala --- Ala Ala Cys Thr Gly Cys (SEQ ID NO: 386)
 Pro --- Thr Cys --- Glu --- Cys Ala Tyr --- Ala Cys Thr Gly Cys (SEQ ID NO: 387)
 Pro --- Thr Cys --- Glu --- Cys Ala Tyr Ala --- Cys Thr Gly Cys (SEQ ID NO: 388)
 Pro --- Thr Cys --- Glu --- Cys Ala Tyr Ala Ala Cys --- Gly Cys (SEQ ID NO: 389)
 Pro --- Thr Cys --- Glu --- Cys Ala Tyr Ala Ala Cys Thr --- Cys (SEQ ID NO: 390)
 Pro --- Thr Cys --- Glu Ile Cys --- Tyr Ala Ala Cys Thr Gly Cys (SEQ ID NO: 391)
 Pro --- Thr Cys --- Glu Ile Cys --- --- Ala Ala Cys Thr Gly Cys (SEQ ID NO: 392)
 Pro --- Thr Cys --- Glu Ile Cys --- Tyr --- Ala Cys Thr Gly Cys (SEQ ID NO: 393)
 Pro --- Thr Cys --- Glu Ile Cys --- Tyr Ala --- Cys Thr Gly Cys (SEQ ID NO: 394)
 Pro --- Thr Cys --- Glu Ile Cys --- Tyr Ala Ala Cys --- Gly Cys (SEQ ID NO: 395)
 Pro --- Thr Cys --- Glu Ile Cys --- Tyr Ala Ala Cys Thr --- Cys (SEQ ID NO: 396)
 Pro --- Thr Cys --- Glu Ile Cys Ala --- Ala Ala Cys Thr Gly Cys (SEQ ID NO: 397)
 Pro --- Thr Cys --- Glu Ile Cys Ala --- --- Ala Cys Thr Gly Cys (SEQ ID NO: 398)
 Pro --- Thr Cys --- Glu Ile Cys Ala --- Ala --- Cys Thr Gly Cys (SEQ ID NO: 399)
 Pro --- Thr Cys --- Glu Ile Cys Ala --- Ala Ala Cys --- Gly Cys (SEQ ID NO: 400)
 Pro --- Thr Cys --- Glu Ile Cys Ala --- Ala Ala Cys Thr --- Cys (SEQ ID NO: 401)
 Pro --- Thr Cys --- Glu Ile Cys Ala Tyr --- Ala Cys Thr Gly Cys (SEQ ID NO: 402)
 Pro --- Thr Cys --- Glu Ile Cys Ala Tyr --- --- Cys Thr Gly Cys (SEQ ID NO: 403)
 Pro --- Thr Cys --- Glu Ile Cys Ala Tyr --- Ala Cys --- Gly Cys (SEQ ID NO: 404)
 Pro --- Thr Cys --- Glu Ile Cys Ala Tyr --- Ala Cys Thr --- Cys (SEQ ID NO: 405)
 Pro --- Thr Cys --- Glu Ile Cys Ala Tyr Ala --- Cys Thr Gly Cys (SEQ ID NO: 406)
 Pro --- Thr Cys --- Glu Ile Cys Ala Tyr Ala --- Cys --- Gly Cys (SEQ ID NO: 407)
 Pro --- Thr Cys --- Glu Ile Cys Ala Tyr Ala --- Cys Thr --- Cys (SEQ ID NO: 408)
 Pro --- Thr Cys --- Glu Ile Cys Ala Tyr Ala Ala Cys --- Gly Cys (SEQ ID NO: 409)
 Pro --- Thr Cys --- Glu Ile Cys Ala Tyr Ala Ala Cys --- --- Cys (SEQ ID NO: 410)
 Pro --- Thr Cys --- Glu Ile Cys Ala Tyr Ala Ala Cys Thr --- Cys (SEQ ID NO: 411)
 Pro --- Thr Cys Gly --- Ile Cys Ala Tyr Ala Ala Cys Thr Gly Cys (SEQ ID NO: 412)
 Pro --- Thr Cys Gly --- --- Cys Ala Tyr Ala Ala Cys Thr Gly Cys (SEQ ID NO: 413)
 Pro --- Thr Cys Gly --- --- Cys --- Tyr Ala Ala Cys Thr Gly Cys (SEQ ID NO: 414)
 Pro --- Thr Cys Gly --- --- Cys Ala --- Ala Ala Cys Thr Gly Cys (SEQ ID NO: 415)
 Pro --- Thr Cys Gly --- --- Cys Ala Tyr --- Ala Cys Thr Gly Cys (SEQ ID NO: 416)
 Pro --- Thr Cys Gly --- --- Cys Ala Tyr Ala --- Cys Thr Gly Cys (SEQ ID NO: 417)
 Pro --- Thr Cys Gly --- --- Cys Ala Tyr Ala Ala Cys --- Gly Cys (SEQ ID NO: 418)
 Pro --- Thr Cys Gly --- --- Cys Ala Tyr Ala Ala Cys Thr --- Cys (SEQ ID NO: 419)
 Pro --- Thr Cys Gly --- Ile Cys --- Tyr Ala Ala Cys Thr Gly Cys (SEQ ID NO: 420)
 Pro --- Thr Cys Gly --- Ile Cys --- --- Ala Ala Cys Thr Gly Cys (SEQ ID NO: 421)

FIG. 1
 (sheet 7 of 17)

Pro --- Thr Cys Gly --- Ile Cys --- Tyr --- Ala Cys Thr Gly Cys (SEQ ID NO: 422)
 Pro --- Thr Cys Gly --- Ile Cys --- Tyr Ala --- Cys Thr Gly Cys (SEQ ID NO: 423)
 Pro --- Thr Cys Gly --- Ile Cys --- Tyr Ala Ala Cys --- Gly Cys (SEQ ID NO: 424)
 Pro --- Thr Cys Gly --- Ile Cys --- Tyr Ala Ala Cys Thr --- Cys (SEQ ID NO: 425)
 Pro --- Thr Cys Gly --- Ile Cys Ala --- Ala Ala Cys Thr Gly Cys (SEQ ID NO: 426)
 Pro --- Thr Cys Gly --- Ile Cys Ala --- --- Ala Cys Thr Gly Cys (SEQ ID NO: 427)
 Pro --- Thr Cys Gly --- Ile Cys Ala --- Ala --- Cys Thr Gly Cys (SEQ ID NO: 428)
 Pro --- Thr Cys Gly --- Ile Cys Ala --- Ala Ala Cys --- Gly Cys (SEQ ID NO: 429)
 Pro --- Thr Cys Gly --- Ile Cys Ala --- Ala Ala Cys Thr --- Cys (SEQ ID NO: 430)
 Pro --- Thr Cys Gly --- Ile Cys Ala Tyr --- Ala Cys Thr Gly Cys (SEQ ID NO: 431)
 Pro --- Thr Cys Gly --- Ile Cys Ala Tyr --- --- Cys Thr Gly Cys (SEQ ID NO: 432)
 Pro --- Thr Cys Gly --- Ile Cys Ala Tyr --- Ala Cys --- Gly Cys (SEQ ID NO: 433)
 Pro --- Thr Cys Gly --- Ile Cys Ala Tyr --- Ala Cys Thr --- Cys (SEQ ID NO: 434)
 Pro --- Thr Cys Gly --- Ile Cys Ala Tyr Ala --- Cys Thr Gly Cys (SEQ ID NO: 435)
 Pro --- Thr Cys Gly --- Ile Cys Ala Tyr Ala --- Cys --- Gly Cys (SEQ ID NO: 436)
 Pro --- Thr Cys Gly --- Ile Cys Ala Tyr Ala --- Cys Thr --- Cys (SEQ ID NO: 437)
 Pro --- Thr Cys Gly --- Ile Cys Ala Tyr Ala Ala Cys --- Gly Cys (SEQ ID NO: 438)
 Pro --- Thr Cys Gly --- Ile Cys Ala Tyr Ala Ala Cys --- --- Cys (SEQ ID NO: 439)
 Pro --- Thr Cys Gly --- Ile Cys Ala Tyr Ala Ala Cys Thr --- Cys (SEQ ID NO: 440)
 Pro --- Thr Cys Gly Glu --- Cys Ala Tyr Ala Ala Cys Thr Gly Cys (SEQ ID NO: 441)
 Pro --- Thr Cys Gly Glu --- Cys --- Tyr Ala Ala Cys Thr Gly Cys (SEQ ID NO: 442)
 Pro --- Thr Cys Gly Glu --- Cys --- --- Ala Ala Cys Thr Gly Cys (SEQ ID NO: 443)
 Pro --- Thr Cys Gly Glu --- Cys --- Tyr --- Ala Cys Thr Gly Cys (SEQ ID NO: 444)
 Pro --- Thr Cys Gly Glu --- Cys --- Tyr Ala --- Cys Thr Gly Cys (SEQ ID NO: 445)
 Pro --- Thr Cys Gly Glu --- Cys --- Tyr Ala Ala Cys --- Gly Cys (SEQ ID NO: 446)
 Pro --- Thr Cys Gly Glu --- Cys --- Tyr Ala Ala Cys Thr --- Cys (SEQ ID NO: 447)
 Pro --- Thr Cys Gly Glu --- Cys Ala --- Ala Ala Cys Thr Gly Cys (SEQ ID NO: 448)
 Pro --- Thr Cys Gly Glu --- Cys Ala --- --- Ala Cys Thr Gly Cys (SEQ ID NO: 449)
 Pro --- Thr Cys Gly Glu --- Cys Ala --- Ala --- Cys Thr Gly Cys (SEQ ID NO: 450)
 Pro --- Thr Cys Gly Glu --- Cys Ala --- Ala Ala Cys --- Gly Cys (SEQ ID NO: 451)
 Pro --- Thr Cys Gly Glu --- Cys Ala --- Ala Ala Cys Thr --- Cys (SEQ ID NO: 452)
 Pro --- Thr Cys Gly Glu --- Cys Ala Tyr --- Ala Cys Thr Gly Cys (SEQ ID NO: 453)
 Pro --- Thr Cys Gly Glu --- Cys Ala Tyr --- --- Cys Thr Gly Cys (SEQ ID NO: 454)
 Pro --- Thr Cys Gly Glu --- Cys Ala Tyr --- Ala Cys --- Gly Cys (SEQ ID NO: 455)
 Pro --- Thr Cys Gly Glu --- Cys Ala Tyr --- Ala Cys Thr --- Cys (SEQ ID NO: 456)
 Pro --- Thr Cys Gly Glu --- Cys Ala Tyr Ala --- Cys Thr Gly Cys (SEQ ID NO: 457)
 Pro --- Thr Cys Gly Glu --- Cys Ala Tyr Ala --- Cys --- Gly Cys (SEQ ID NO: 458)
 Pro --- Thr Cys Gly Glu --- Cys Ala Tyr Ala --- Cys Thr --- Cys (SEQ ID NO: 459)
 Pro --- Thr Cys Gly Glu --- Cys Ala Tyr Ala Ala Cys --- Gly Cys (SEQ ID NO: 460)
 Pro --- Thr Cys Gly Glu --- Cys Ala Tyr Ala Ala Cys --- --- Cys (SEQ ID NO: 461)
 Pro --- Thr Cys Gly Glu Ile Cys --- Tyr Ala Ala Cys Thr Gly Cys (SEQ ID NO: 462)
 Pro --- Thr Cys Gly Glu Ile Cys --- --- Ala Ala Cys Thr Gly Cys (SEQ ID NO: 463)
 Pro --- Thr Cys Gly Glu Ile Cys --- --- --- Ala Cys Thr Gly Cys (SEQ ID NO: 464)
 Pro --- Thr Cys Gly Glu Ile Cys --- --- Ala --- Cys Thr Gly Cys (SEQ ID NO: 465)
 Pro --- Thr Cys Gly Glu Ile Cys --- --- Ala Ala Cys --- Gly Cys (SEQ ID NO: 466)
 Pro --- Thr Cys Gly Glu Ile Cys --- --- Ala Ala Cys Thr --- Cys (SEQ ID NO: 467)
 Pro --- Thr Cys Gly Glu Ile Cys --- --- Ala Ala Cys Thr --- Cys (SEQ ID NO: 468)

FIG. 1
 (sheet 8 of 17)

9/226

Pro --- Thr Cys Gly Glu Ile Cys --- Tyr --- Ala Cys Thr Gly Cys (SEQ ID NO: 469)
 Pro --- Thr Cys Gly Glu Ile Cys --- Tyr --- --- Cys Thr Gly Cys (SEQ ID NO: 470)
 Pro --- Thr Cys Gly Glu Ile Cys --- Tyr --- Ala Cys --- Gly Cys (SEQ ID NO: 471)
 Pro --- Thr Cys Gly Glu Ile Cys --- Tyr --- Ala Cys Thr --- Cys (SEQ ID NO: 472)
 Pro --- Thr Cys Gly Glu Ile Cys --- Tyr Ala --- Cys Thr Gly Cys (SEQ ID NO: 473)
 Pro --- Thr Cys Gly Glu Ile Cys --- Tyr Ala --- Cys --- Gly Cys (SEQ ID NO: 474)
 Pro --- Thr Cys Gly Glu Ile Cys --- Tyr Ala --- Cys Thr --- Cys (SEQ ID NO: 475)
 Pro --- Thr Cys Gly Glu Ile Cys --- Tyr Ala Ala Cys --- Gly Cys (SEQ ID NO: 476)
 Pro --- Thr Cys Gly Glu Ile Cys --- Tyr Ala Ala Cys --- --- Cys (SEQ ID NO: 477)
 Pro --- Thr Cys Gly Glu Ile Cys --- Tyr Ala Ala Cys Thr --- Cys (SEQ ID NO: 478)
 Pro --- Thr Cys Gly Glu Ile Cys Ala --- Ala Ala Cys Thr Gly Cys (SEQ ID NO: 479)
 Pro --- Thr Cys Gly Glu Ile Cys Ala --- --- Ala Cys Thr Gly Cys (SEQ ID NO: 480)
 Pro --- Thr Cys Gly Glu Ile Cys Ala --- --- --- Cys Thr Gly Cys (SEQ ID NO: 481)
 Pro --- Thr Cys Gly Glu Ile Cys Ala --- --- Ala Cys --- Gly Cys (SEQ ID NO: 482)
 Pro --- Thr Cys Gly Glu Ile Cys Ala --- --- Ala Cys Thr --- Cys (SEQ ID NO: 483)
 Pro --- Thr Cys Gly Glu Ile Cys Ala --- Ala --- Cys Thr Gly Cys (SEQ ID NO: 484)
 Pro --- Thr Cys Gly Glu Ile Cys Ala --- Ala --- Cys --- Gly Cys (SEQ ID NO: 485)
 Pro --- Thr Cys Gly Glu Ile Cys Ala --- Ala --- Cys Thr --- Cys (SEQ ID NO: 486)
 Pro --- Thr Cys Gly Glu Ile Cys Ala --- Ala Ala Cys --- Gly Cys (SEQ ID NO: 487)
 Pro --- Thr Cys Gly Glu Ile Cys Ala --- Ala Ala Cys --- --- Cys (SEQ ID NO: 488)
 Pro --- Thr Cys Gly Glu Ile Cys Ala --- Ala Ala Cys Thr --- Cys (SEQ ID NO: 489)
 Pro --- Thr Cys Gly Glu Ile Cys Ala Tyr --- --- Cys Thr Gly Cys (SEQ ID NO: 490)
 Pro --- Thr Cys Gly Glu Ile Cys Ala Tyr --- --- Cys Thr Gly Cys (SEQ ID NO: 491)
 Pro --- Thr Cys Gly Glu Ile Cys Ala Tyr --- --- Cys --- Gly Cys (SEQ ID NO: 492)
 Pro --- Thr Cys Gly Glu Ile Cys Ala Tyr --- --- Cys Thr --- Cys (SEQ ID NO: 493)
 Pro --- Thr Cys Gly Glu Ile Cys Ala Tyr --- Ala Cys --- Gly Cys (SEQ ID NO: 494)
 Pro --- Thr Cys Gly Glu Ile Cys Ala Tyr --- Ala Cys --- --- Cys (SEQ ID NO: 495)
 Pro --- Thr Cys Gly Glu Ile Cys Ala Tyr --- Ala Cys Thr --- Cys (SEQ ID NO: 496)
 Pro --- Thr Cys Gly Glu Ile Cys Ala Tyr Ala --- Cys Thr Gly Cys (SEQ ID NO: 497)
 Pro --- Thr Cys Gly Glu Ile Cys Ala Tyr Ala --- Cys --- Gly Cys (SEQ ID NO: 498)
 Pro --- Thr Cys Gly Glu Ile Cys Ala Tyr Ala --- Cys --- --- Cys (SEQ ID NO: 499)
 Pro --- Thr Cys Gly Glu Ile Cys Ala Tyr Ala --- Cys Thr --- Cys (SEQ ID NO: 500)
 Pro --- Thr Cys Gly Glu Ile Cys Ala Tyr Ala Ala Cys --- Gly Cys (SEQ ID NO: 501)
 Pro --- Thr Cys Gly Glu Ile Cys Ala Tyr Ala Ala Cys --- --- Cys (SEQ ID NO: 502)
 Pro --- Thr Cys Gly Glu Ile Cys Ala Tyr Ala Ala Cys Thr --- Cys (SEQ ID NO: 503)
 Pro Gly --- Cys Gly Glu Ile Cys Ala Tyr Ala Ala Cys Thr Gly Cys (SEQ ID NO: 504)
 Pro Gly --- Cys --- Glu Ile Cys Ala Tyr Ala Ala Cys Thr Gly Cys (SEQ ID NO: 505)
 Pro Gly --- Cys --- --- Ile Cys Ala Tyr Ala Ala Cys Thr Gly Cys (SEQ ID NO: 506)
 Pro Gly --- Cys --- --- --- Cys Ala Tyr Ala Ala Cys Thr Gly Cys (SEQ ID NO: 507)
 Pro Gly --- Cys --- --- Ile Cys --- Tyr Ala Ala Cys Thr Gly Cys (SEQ ID NO: 508)
 Pro Gly --- Cys --- --- Ile Cys Ala --- Ala Ala Cys Thr Gly Cys (SEQ ID NO: 509)
 Pro Gly --- Cys --- --- Ile Cys Ala Tyr --- Ala Cys Thr Gly Cys (SEQ ID NO: 510)
 Pro Gly --- Cys --- --- Ile Cys Ala Tyr Ala --- Cys Thr Gly Cys (SEQ ID NO: 511)
 Pro Gly --- Cys --- --- Ile Cys Ala Tyr Ala Ala Cys --- Gly Cys (SEQ ID NO: 512)
 Pro Gly --- Cys --- --- Ile Cys Ala Tyr Ala Ala Cys Thr --- Cys (SEQ ID NO: 513)
 Pro Gly --- Cys --- Glu --- Cys Ala Tyr Ala Ala Cys Thr Gly Cys (SEQ ID NO: 514)
 Pro Gly --- Cys --- Glu --- Cys --- Tyr Ala Ala Cys Thr Gly Cys (SEQ ID NO: 515)

FIG. 1
(sheet 9 of 17)

10/226

Pro Gly --- Cys --- Glu --- Cys Ala --- Ala Ala Cys Thr Gly Cys (SEQ ID NO: 516)
 Pro Gly --- Cys --- Glu --- Cys Ala Tyr --- Ala Cys Thr Gly Cys (SEQ ID NO: 517)
 Pro Gly --- Cys --- Glu --- Cys Ala Tyr Ala --- Cys Thr Gly Cys (SEQ ID NO: 518)
 Pro Gly --- Cys --- Glu --- Cys Ala Tyr Ala Ala Cys --- Gly Cys (SEQ ID NO: 519)
 Pro Gly --- Cys --- Glu --- Cys Ala Tyr Ala Ala Cys Thr --- Cys (SEQ ID NO: 520)
 Pro Gly --- Cys --- Glu Ile Cys --- Tyr Ala Ala Cys Thr Gly Cys (SEQ ID NO: 521)
 Pro Gly --- Cys --- Glu Ile Cys --- --- Ala Ala Cys Thr Gly Cys (SEQ ID NO: 522)
 Pro Gly --- Cys --- Glu Ile Cys --- Tyr --- Ala Cys Thr Gly Cys (SEQ ID NO: 523)
 Pro Gly --- Cys --- Glu Ile Cys --- Tyr Ala --- Cys Thr Gly Cys (SEQ ID NO: 524)
 Pro Gly --- Cys --- Glu Ile Cys --- Tyr Ala Ala Cys --- Gly Cys (SEQ ID NO: 525)
 Pro Gly --- Cys --- Glu Ile Cys --- Tyr Ala Ala Cys Thr --- Cys (SEQ ID NO: 526)
 Pro Gly --- Cys --- Glu Ile Cys Ala --- Ala Ala Cys Thr Gly Cys (SEQ ID NO: 527)
 Pro Gly --- Cys --- Glu Ile Cys Ala --- --- Ala Cys Thr Gly Cys (SEQ ID NO: 528)
 Pro Gly --- Cys --- Glu Ile Cys Ala --- Ala --- Cys Thr Gly Cys (SEQ ID NO: 529)
 Pro Gly --- Cys --- Glu Ile Cys Ala --- Ala Ala Cys --- Gly Cys (SEQ ID NO: 530)
 Pro Gly --- Cys --- Glu Ile Cys Ala --- Ala Ala Cys Thr --- Cys (SEQ ID NO: 531)
 Pro Gly --- Cys --- Glu Ile Cys Ala Tyr --- Ala Cys Thr Gly Cys (SEQ ID NO: 532)
 Pro Gly --- Cys --- Glu Ile Cys Ala Tyr --- --- Cys Thr Gly Cys (SEQ ID NO: 533)
 Pro Gly --- Cys --- Glu Ile Cys Ala Tyr --- Ala Cys --- Gly Cys (SEQ ID NO: 534)
 Pro Gly --- Cys --- Glu Ile Cys Ala Tyr --- Ala Cys Thr --- Cys (SEQ ID NO: 535)
 Pro Gly --- Cys --- Glu Ile Cys Ala Tyr Ala --- Cys Thr Gly Cys (SEQ ID NO: 536)
 Pro Gly --- Cys --- Glu Ile Cys Ala Tyr Ala --- Cys --- Gly Cys (SEQ ID NO: 537)
 Pro Gly --- Cys --- Glu Ile Cys Ala Tyr Ala --- Cys Thr --- Cys (SEQ ID NO: 538)
 Pro Gly --- Cys --- Glu Ile Cys Ala Tyr Ala Ala Cys --- Gly Cys (SEQ ID NO: 539)
 Pro Gly --- Cys --- Glu Ile Cys Ala Tyr Ala Ala Cys --- --- Cys (SEQ ID NO: 540)
 Pro Gly --- Cys --- Glu Ile Cys Ala Tyr Ala Ala Cys Thr --- Cys (SEQ ID NO: 541)
 Pro Gly --- Cys Gly --- Ile Cys Ala Tyr Ala Ala Cys Thr Gly Cys (SEQ ID NO: 542)
 Pro Gly --- Cys Gly --- --- Cys Ala Tyr Ala Ala Cys Thr Gly Cys (SEQ ID NO: 543)
 Pro Gly --- Cys Gly --- --- Cys --- Tyr Ala Ala Cys Thr Gly Cys (SEQ ID NO: 544)
 Pro Gly --- Cys Gly --- --- Cys Ala --- Ala Ala Cys Thr Gly Cys (SEQ ID NO: 545)
 Pro Gly --- Cys Gly --- --- Cys Ala Tyr --- Ala Cys Thr Gly Cys (SEQ ID NO: 546)
 Pro Gly --- Cys Gly --- --- Cys Ala Tyr Ala --- Cys Thr Gly Cys (SEQ ID NO: 547)
 Pro Gly --- Cys Gly --- --- Cys Ala Tyr Ala Ala Cys --- Gly Cys (SEQ ID NO: 548)
 Pro Gly --- Cys Gly --- --- Cys Ala Tyr Ala Ala Cys Thr --- Cys (SEQ ID NO: 549)
 Pro Gly --- Cys Gly --- Ile Cys --- Tyr Ala Ala Cys Thr Gly Cys (SEQ ID NO: 550)
 Pro Gly --- Cys Gly --- Ile Cys --- --- Ala Ala Cys Thr Gly Cys (SEQ ID NO: 551)
 Pro Gly --- Cys Gly --- Ile Cys --- Tyr --- Ala Cys Thr Gly Cys (SEQ ID NO: 552)
 Pro Gly --- Cys Gly --- Ile Cys --- Tyr Ala --- Cys Thr Gly Cys (SEQ ID NO: 553)
 Pro Gly --- Cys Gly --- Ile Cys --- Tyr Ala Ala Cys --- Gly Cys (SEQ ID NO: 554)
 Pro Gly --- Cys Gly --- Ile Cys --- Tyr Ala Ala Cys Thr --- Cys (SEQ ID NO: 555)
 Pro Gly --- Cys Gly --- Ile Cys Ala --- Ala Ala Cys Thr Gly Cys (SEQ ID NO: 556)
 Pro Gly --- Cys Gly --- Ile Cys Ala --- --- Ala Cys Thr Gly Cys (SEQ ID NO: 557)
 Pro Gly --- Cys Gly --- Ile Cys Ala --- Ala --- Cys Thr Gly Cys (SEQ ID NO: 558)
 Pro Gly --- Cys Gly --- Ile Cys Ala --- Ala Ala Cys --- Gly Cys (SEQ ID NO: 559)
 Pro Gly --- Cys Gly --- Ile Cys Ala --- Ala Ala Cys Thr --- Cys (SEQ ID NO: 560)
 Pro Gly --- Cys Gly --- Ile Cys Ala Tyr --- Ala Cys Thr Gly Cys (SEQ ID NO: 561)
 Pro Gly --- Cys Gly --- Ile Cys Ala Tyr --- --- Cys Thr Gly Cys (SEQ ID NO: 562)

FIG. 1
(sheet 10 of 17)

11/226

Pro Gly --- Cys Gly --- Ile Cys Ala Tyr --- Ala Cys --- Gly Cys (SEQ ID NO: 563)
 Pro Gly --- Cys Gly --- Ile Cys Ala Tyr --- Ala Cys Thr --- Cys (SEQ ID NO: 564)
 Pro Gly --- Cys Gly --- Ile Cys Ala Tyr Ala --- Cys Thr Gly Cys (SEQ ID NO: 565)
 Pro Gly --- Cys Gly --- Ile Cys Ala Tyr Ala --- Cys --- Gly Cys (SEQ ID NO: 566)
 Pro Gly --- Cys Gly --- Ile Cys Ala Tyr Ala --- Cys Thr --- Cys (SEQ ID NO: 567)
 Pro Gly --- Cys Gly --- Ile Cys Ala Tyr Ala Ala Cys --- Gly Cys (SEQ ID NO: 568)
 Pro Gly --- Cys Gly --- Ile Cys Ala Tyr Ala Ala Cys --- --- Cys (SEQ ID NO: 569)
 Pro Gly --- Cys Gly --- Ile Cys Ala Tyr Ala Ala Cys Thr --- Cys (SEQ ID NO: 570)
 Pro Gly --- Cys Gly Glu --- Cys Ala Tyr Ala Ala Cys Thr Gly Cys (SEQ ID NO: 571)
 Pro Gly --- Cys Gly Glu --- Cys --- Tyr Ala Ala Cys Thr Gly Cys (SEQ ID NO: 572)
 Pro Gly --- Cys Gly Glu --- Cys --- Ala Ala Cys Thr Gly Cys (SEQ ID NO: 573)
 Pro Gly --- Cys Gly Glu --- Cys --- Tyr --- Ala Cys Thr Gly Cys (SEQ ID NO: 574)
 Pro Gly --- Cys Gly Glu --- Cys --- Tyr Ala --- Cys Thr Gly Cys (SEQ ID NO: 575)
 Pro Gly --- Cys Gly Glu --- Cys --- Tyr Ala Ala Cys --- Gly Cys (SEQ ID NO: 576)
 Pro Gly --- Cys Gly Glu --- Cys --- Tyr Ala Ala Cys Thr --- Cys (SEQ ID NO: 577)
 Pro Gly --- Cys Gly Glu --- Cys Ala --- Ala Ala Cys Thr Gly Cys (SEQ ID NO: 578)
 Pro Gly --- Cys Gly Glu --- Cys Ala --- --- Ala Cys Thr Gly Cys (SEQ ID NO: 579)
 Pro Gly --- Cys Gly Glu --- Cys Ala --- Ala --- Cys Thr Gly Cys (SEQ ID NO: 580)
 Pro Gly --- Cys Gly Glu --- Cys Ala --- Ala Ala Cys --- Gly Cys (SEQ ID NO: 581)
 Pro Gly --- Cys Gly Glu --- Cys Ala --- Ala Ala Cys Thr --- Cys (SEQ ID NO: 582)
 Pro Gly --- Cys Gly Glu --- Cys Ala Tyr --- Ala Cys Thr Gly Cys (SEQ ID NO: 583)
 Pro Gly --- Cys Gly Glu --- Cys Ala Tyr --- --- Cys Thr Gly Cys (SEQ ID NO: 584)
 Pro Gly --- Cys Gly Glu --- Cys Ala Tyr --- Ala Cys --- Gly Cys (SEQ ID NO: 585)
 Pro Gly --- Cys Gly Glu --- Cys Ala Tyr --- Ala Cys Thr --- Cys (SEQ ID NO: 586)
 Pro Gly --- Cys Gly Glu --- Cys Ala Tyr Ala --- Cys Thr Gly Cys (SEQ ID NO: 587)
 Pro Gly --- Cys Gly Glu --- Cys Ala Tyr Ala --- Cys --- Gly Cys (SEQ ID NO: 588)
 Pro Gly --- Cys Gly Glu --- Cys Ala Tyr Ala --- Cys Thr --- Cys (SEQ ID NO: 589)
 Pro Gly --- Cys Gly Glu --- Cys Ala Tyr Ala Ala Cys --- Gly Cys (SEQ ID NO: 590)
 Pro Gly --- Cys Gly Glu --- Cys Ala Tyr Ala Ala Cys --- --- Cys (SEQ ID NO: 591)
 Pro Gly --- Cys Gly Glu --- Cys Ala Tyr Ala Ala Cys Thr --- Cys (SEQ ID NO: 592)
 Pro Gly --- Cys Gly Glu Ile Cys --- Tyr Ala Ala Cys Thr Gly Cys (SEQ ID NO: 593)
 Pro Gly --- Cys Gly Glu Ile Cys --- --- Ala Ala Cys Thr Gly Cys (SEQ ID NO: 594)
 Pro Gly --- Cys Gly Glu Ile Cys --- --- --- Ala Cys Thr Gly Cys (SEQ ID NO: 595)
 Pro Gly --- Cys Gly Glu Ile Cys --- --- Ala --- Cys Thr Gly Cys (SEQ ID NO: 596)
 Pro Gly --- Cys Gly Glu Ile Cys --- --- Ala Ala Cys --- Gly Cys (SEQ ID NO: 597)
 Pro Gly --- Cys Gly Glu Ile Cys --- --- Ala Ala Cys Thr --- Cys (SEQ ID NO: 598)
 Pro Gly --- Cys Gly Glu Ile Cys --- Tyr --- Ala Cys Thr Gly Cys (SEQ ID NO: 599)
 Pro Gly --- Cys Gly Glu Ile Cys --- Tyr --- --- Cys Thr Gly Cys (SEQ ID NO: 600)
 Pro Gly --- Cys Gly Glu Ile Cys --- Tyr --- Ala Cys --- Gly Cys (SEQ ID NO: 601)
 Pro Gly --- Cys Gly Glu Ile Cys --- Tyr --- Ala Cys Thr --- Cys (SEQ ID NO: 602)
 Pro Gly --- Cys Gly Glu Ile Cys --- Tyr Ala --- Cys Thr Gly Cys (SEQ ID NO: 603)
 Pro Gly --- Cys Gly Glu Ile Cys --- Tyr Ala --- Cys --- Gly Cys (SEQ ID NO: 604)
 Pro Gly --- Cys Gly Glu Ile Cys --- Tyr Ala --- Cys Thr --- Cys (SEQ ID NO: 605)
 Pro Gly --- Cys Gly Glu Ile Cys --- Tyr Ala Ala Cys --- Gly Cys (SEQ ID NO: 606)
 Pro Gly --- Cys Gly Glu Ile Cys --- Tyr Ala Ala Cys --- --- Cys (SEQ ID NO: 607)
 Pro Gly --- Cys Gly Glu Ile Cys --- Tyr Ala Ala Cys Thr --- Cys (SEQ ID NO: 608)
 Pro Gly --- Cys Gly Glu Ile Cys Ala --- Ala Ala Cys Thr Gly Cys (SEQ ID NO: 609)

FIG. 1
 (sheet 11 of 17)

12/226

Pro Gly --- Cys Gly Glu Ile Cys Ala --- --- Ala Cys Thr Gly Cys (SEQ ID NO: 610)
 Pro Gly --- Cys Gly Glu Ile Cys Ala --- --- --- Cys Thr Gly Cys (SEQ ID NO: 611)
 Pro Gly --- Cys Gly Glu Ile Cys Ala --- --- Ala Cys --- Gly Cys (SEQ ID NO: 612)
 Pro Gly --- Cys Gly Glu Ile Cys Ala --- --- Ala Cys Thr --- Cys (SEQ ID NO: 613)
 Pro Gly --- Cys Gly Glu Ile Cys Ala --- Ala --- Cys Thr Gly Cys (SEQ ID NO: 614)
 Pro Gly --- Cys Gly Glu Ile Cys Ala --- Ala --- Cys --- Gly Cys (SEQ ID NO: 615)
 Pro Gly --- Cys Gly Glu Ile Cys Ala --- Ala --- Cys Thr --- Cys (SEQ ID NO: 616)
 Pro Gly --- Cys Gly Glu Ile Cys Ala --- Ala Ala Cys --- Gly Cys (SEQ ID NO: 617)
 Pro Gly --- Cys Gly Glu Ile Cys Ala --- Ala Ala Cys --- --- Cys (SEQ ID NO: 618)
 Pro Gly --- Cys Gly Glu Ile Cys Ala --- Ala Ala Cys Thr --- Cys (SEQ ID NO: 619)
 Pro Gly --- Cys Gly Glu Ile Cys Ala Tyr --- Ala Cys Thr Gly Cys (SEQ ID NO: 620)
 Pro Gly --- Cys Gly Glu Ile Cys Ala Tyr --- --- Cys Thr Gly Cys (SEQ ID NO: 621)
 Pro Gly --- Cys Gly Glu Ile Cys Ala Tyr --- --- Cys --- Gly Cys (SEQ ID NO: 622)
 Pro Gly --- Cys Gly Glu Ile Cys Ala Tyr --- --- Cys Thr --- Cys (SEQ ID NO: 623)
 Pro Gly --- Cys Gly Glu Ile Cys Ala Tyr --- Ala Cys --- Gly Cys (SEQ ID NO: 624)
 Pro Gly --- Cys Gly Glu Ile Cys Ala Tyr --- Ala Cys --- --- Cys (SEQ ID NO: 625)
 Pro Gly --- Cys Gly Glu Ile Cys Ala Tyr --- Ala Cys Thr --- Cys (SEQ ID NO: 626)
 Pro Gly --- Cys Gly Glu Ile Cys Ala Tyr Ala --- Cys Thr Gly Cys (SEQ ID NO: 627)
 Pro Gly --- Cys Gly Glu Ile Cys Ala Tyr Ala --- Cys --- Gly Cys (SEQ ID NO: 628)
 Pro Gly --- Cys Gly Glu Ile Cys Ala Tyr Ala --- Cys --- --- Cys (SEQ ID NO: 629)
 Pro Gly --- Cys Gly Glu Ile Cys Ala Tyr Ala --- Cys Thr --- Cys (SEQ ID NO: 630)
 Pro Gly --- Cys Gly Glu Ile Cys Ala Tyr Ala Ala Cys --- Gly Cys (SEQ ID NO: 631)
 Pro Gly --- Cys Gly Glu Ile Cys Ala Tyr Ala Ala Cys --- --- Cys (SEQ ID NO: 632)
 Pro Gly --- Cys Gly Glu Ile Cys Ala Tyr Ala Ala Cys Thr --- Cys (SEQ ID NO: 633)
 Pro Gly Thr Cys --- --- Glu Ile Cys Ala Tyr Ala Ala Cys Thr Gly Cys (SEQ ID NO: 634)
 Pro Gly Thr Cys --- --- Ile Cys Ala Tyr Ala Ala Cys Thr Gly Cys (SEQ ID NO: 635)
 Pro Gly Thr Cys --- --- --- Cys Ala Tyr Ala Ala Cys Thr Gly Cys (SEQ ID NO: 636)
 Pro Gly Thr Cys --- --- --- Cys --- Tyr Ala Ala Cys Thr Gly Cys (SEQ ID NO: 637)
 Pro Gly Thr Cys --- --- --- Cys Ala --- Ala Ala Cys Thr Gly Cys (SEQ ID NO: 638)
 Pro Gly Thr Cys --- --- --- Cys Ala Tyr --- Ala Cys Thr Gly Cys (SEQ ID NO: 639)
 Pro Gly Thr Cys --- --- --- Cys Ala Tyr Ala Ala Cys --- Gly Cys (SEQ ID NO: 640)
 Pro Gly Thr Cys --- --- --- Cys Ala Tyr Ala Ala Cys Thr --- Cys (SEQ ID NO: 641)
 Pro Gly Thr Cys --- --- Ile Cys --- Tyr Ala Ala Cys Thr Gly Cys (SEQ ID NO: 642)
 Pro Gly Thr Cys --- --- Ile Cys --- --- Ala Ala Cys Thr Gly Cys (SEQ ID NO: 643)
 Pro Gly Thr Cys --- --- Ile Cys --- Tyr --- Ala Cys Thr Gly Cys (SEQ ID NO: 644)
 Pro Gly Thr Cys --- --- Ile Cys --- Tyr Ala --- Cys Thr Gly Cys (SEQ ID NO: 645)
 Pro Gly Thr Cys --- --- Ile Cys --- Tyr Ala Ala Cys --- Gly Cys (SEQ ID NO: 646)
 Pro Gly Thr Cys --- --- Ile Cys --- Tyr Ala Ala Cys Thr --- Cys (SEQ ID NO: 647)
 Pro Gly Thr Cys --- --- Ile Cys Ala --- Ala Ala Cys Thr Gly Cys (SEQ ID NO: 648)
 Pro Gly Thr Cys --- --- Ile Cys Ala --- --- Ala Cys Thr Gly Cys (SEQ ID NO: 649)
 Pro Gly Thr Cys --- --- Ile Cys Ala --- Ala --- Cys Thr Gly Cys (SEQ ID NO: 650)
 Pro Gly Thr Cys --- --- Ile Cys Ala --- Ala Ala Cys --- Gly Cys (SEQ ID NO: 651)
 Pro Gly Thr Cys --- --- Ile Cys Ala --- Ala Ala Cys --- --- Cys (SEQ ID NO: 652)
 Pro Gly Thr Cys --- --- Ile Cys Ala --- Ala Ala Cys Thr --- Cys (SEQ ID NO: 653)
 Pro Gly Thr Cys --- --- Ile Cys Ala Tyr --- Ala Cys Thr Gly Cys (SEQ ID NO: 654)
 Pro Gly Thr Cys --- --- Ile Cys Ala Tyr --- --- Cys Thr Gly Cys (SEQ ID NO: 655)
 Pro Gly Thr Cys --- --- Ile Cys Ala Tyr --- Ala Cys --- Gly Cys (SEQ ID NO: 656)

FIG. 1
 (sheet 12 of 17)

Pro Gly Thr Cys --- Ile Cys Ala Tyr --- Ala Cys Thr --- Cys (SEQ ID NO: 657)
 Pro Gly Thr Cys --- Ile Cys Ala Tyr Ala --- Cys Thr Gly Cys (SEQ ID NO: 658)
 Pro Gly Thr Cys --- Ile Cys Ala Tyr Ala --- Cys --- Gly Cys (SEQ ID NO: 659)
 Pro Gly Thr Cys --- Ile Cys Ala Tyr Ala --- Cys Thr --- Cys (SEQ ID NO: 660)
 Pro Gly Thr Cys --- Ile Cys Ala Tyr Ala Ala Cys --- Gly Cys (SEQ ID NO: 661)
 Pro Gly Thr Cys --- Ile Cys Ala Tyr Ala Ala Cys --- --- Cys (SEQ ID NO: 662)
 Pro Gly Thr Cys --- Ile Cys Ala Tyr Ala Ala Cys Thr --- Cys (SEQ ID NO: 663)
 Pro Gly Thr Cys --- Glu --- Cys Ala Tyr Ala Ala Cys Thr Gly Cys (SEQ ID NO: 664)
 Pro Gly Thr Cys --- Glu --- Cys --- Tyr Ala Ala Cys Thr Gly Cys (SEQ ID NO: 665)
 Pro Gly Thr Cys --- Glu --- Cys --- --- Ala Ala Cys Thr Gly Cys (SEQ ID NO: 666)
 Pro Gly Thr Cys --- Glu --- Cys --- Tyr --- Ala Cys Thr Gly Cys (SEQ ID NO: 667)
 Pro Gly Thr Cys --- Glu --- Cys --- Tyr Ala --- Cys Thr Gly Cys (SEQ ID NO: 668)
 Pro Gly Thr Cys --- Glu --- Cys --- Tyr Ala Ala Cys --- Gly Cys (SEQ ID NO: 669)
 Pro Gly Thr Cys --- Glu --- Cys --- Tyr Ala Ala Cys Thr --- Cys (SEQ ID NO: 670)
 Pro Gly Thr Cys --- Glu --- Cys Ala --- Ala Ala Cys Thr Gly Cys (SEQ ID NO: 671)
 Pro Gly Thr Cys --- Glu --- Cys Ala --- --- Ala Cys Thr Gly Cys (SEQ ID NO: 672)
 Pro Gly Thr Cys --- Glu --- Cys Ala --- Ala --- Cys Thr Gly Cys (SEQ ID NO: 673)
 Pro Gly Thr Cys --- Glu --- Cys Ala --- Ala Ala Cys --- Gly Cys (SEQ ID NO: 674)
 Pro Gly Thr Cys --- Glu --- Cys Ala --- Ala Ala Cys Thr --- Cys (SEQ ID NO: 675)
 Pro Gly Thr Cys --- Glu --- Cys Ala Tyr --- Ala Cys Thr Gly Cys (SEQ ID NO: 676)
 Pro Gly Thr Cys --- Glu --- Cys Ala Tyr --- --- Cys Thr Gly Cys (SEQ ID NO: 677)
 Pro Gly Thr Cys --- Glu --- Cys Ala Tyr --- Ala Cys --- Gly Cys (SEQ ID NO: 678)
 Pro Gly Thr Cys --- Glu --- Cys Ala Tyr --- Ala Cys Thr --- Cys (SEQ ID NO: 679)
 Pro Gly Thr Cys --- Glu --- Cys Ala Tyr Ala --- Cys Thr Gly Cys (SEQ ID NO: 680)
 Pro Gly Thr Cys --- Glu --- Cys Ala Tyr Ala --- Cys --- Gly Cys (SEQ ID NO: 681)
 Pro Gly Thr Cys --- Glu --- Cys Ala Tyr Ala --- Cys Thr --- Cys (SEQ ID NO: 682)
 Pro Gly Thr Cys --- Glu --- Cys Ala Tyr Ala Ala Cys --- Gly Cys (SEQ ID NO: 683)
 Pro Gly Thr Cys --- Glu --- Cys Ala Tyr Ala Ala Cys --- --- Cys (SEQ ID NO: 684)
 Pro Gly Thr Cys --- Glu --- Cys Ala Tyr Ala Ala Cys Thr --- Cys (SEQ ID NO: 685)
 Pro Gly Thr Cys --- Glu Ile Cys --- Tyr Ala Ala Cys Thr Gly Cys (SEQ ID NO: 686)
 Pro Gly Thr Cys --- Glu Ile Cys --- --- Ala Ala Cys Thr Gly Cys (SEQ ID NO: 687)
 Pro Gly Thr Cys --- Glu Ile Cys --- --- --- Ala Cys Thr Gly Cys (SEQ ID NO: 688)
 Pro Gly Thr Cys --- Glu Ile Cys --- --- Ala --- Cys Thr Gly Cys (SEQ ID NO: 689)
 Pro Gly Thr Cys --- Glu Ile Cys --- --- Ala Ala Cys --- Gly Cys (SEQ ID NO: 690)
 Pro Gly Thr Cys --- Glu Ile Cys --- --- Ala Ala Cys Thr --- Cys (SEQ ID NO: 691)
 Pro Gly Thr Cys --- Glu Ile Cys --- Tyr --- Ala Cys Thr Gly Cys (SEQ ID NO: 692)
 Pro Gly Thr Cys --- Glu Ile Cys --- Tyr --- --- Cys Thr Gly Cys (SEQ ID NO: 693)
 Pro Gly Thr Cys --- Glu Ile Cys --- Tyr --- Ala Cys --- Gly Cys (SEQ ID NO: 694)
 Pro Gly Thr Cys --- Glu Ile Cys --- Tyr --- Ala Cys Thr --- Cys (SEQ ID NO: 695)
 Pro Gly Thr Cys --- Glu Ile Cys --- Tyr Ala --- Cys Thr Gly Cys (SEQ ID NO: 696)
 Pro Gly Thr Cys --- Glu Ile Cys --- Tyr Ala --- Cys --- Gly Cys (SEQ ID NO: 697)
 Pro Gly Thr Cys --- Glu Ile Cys --- Tyr Ala --- Cys Thr --- Cys (SEQ ID NO: 698)
 Pro Gly Thr Cys --- Glu Ile Cys --- Tyr Ala Ala Cys --- Gly Cys (SEQ ID NO: 699)
 Pro Gly Thr Cys --- Glu Ile Cys --- Tyr Ala Ala Cys --- --- Cys (SEQ ID NO: 700)
 Pro Gly Thr Cys --- Glu Ile Cys --- Tyr Ala Ala Cys Thr --- Cys (SEQ ID NO: 701)
 Pro Gly Thr Cys --- Glu Ile Cys Ala --- Ala Ala Cys Thr Gly Cys (SEQ ID NO: 702)
 Pro Gly Thr Cys --- Glu Ile Cys Ala --- --- Ala Cys Thr Gly Cys (SEQ ID NO: 703)

FIG. 1
 (sheet 13 of 17)

Pro Gly Thr Cys --- Glu Ile Cys Ala --- --- Cys Thr Gly Cys (SEQ ID NO: 704)
 Pro Gly Thr Cys --- Glu Ile Cys Ala --- --- Ala Cys --- Gly Cys (SEQ ID NO: 705)
 Pro Gly Thr Cys --- Glu Ile Cys Ala --- --- Ala Cys Thr --- Cys (SEQ ID NO: 706)
 Pro Gly Thr Cys --- Glu Ile Cys Ala --- Ala --- Cys Thr Gly Cys (SEQ ID NO: 707)
 Pro Gly Thr Cys --- Glu Ile Cys Ala --- Ala --- Cys --- Gly Cys (SEQ ID NO: 708)
 Pro Gly Thr Cys --- Glu Ile Cys Ala --- Ala --- Cys Thr --- Cys (SEQ ID NO: 709)
 Pro Gly Thr Cys --- Glu Ile Cys Ala --- Ala Ala Cys --- Gly Cys (SEQ ID NO: 710)
 Pro Gly Thr Cys --- Glu Ile Cys Ala --- Ala Ala Cys --- --- Cys (SEQ ID NO: 711)
 Pro Gly Thr Cys --- Glu Ile Cys Ala --- Ala Ala Cys Thr --- Cys (SEQ ID NO: 712)
 Pro Gly Thr Cys --- Glu Ile Cys Ala Tyr --- Ala Cys Thr Gly Cys (SEQ ID NO: 713)
 Pro Gly Thr Cys --- Glu Ile Cys Ala Tyr --- --- Cys Thr Gly Cys (SEQ ID NO: 714)
 Pro Gly Thr Cys --- Glu Ile Cys Ala Tyr --- --- Cys --- Gly Cys (SEQ ID NO: 715)
 Pro Gly Thr Cys --- Glu Ile Cys Ala Tyr --- --- Cys Thr --- Cys (SEQ ID NO: 716)
 Pro Gly Thr Cys --- Glu Ile Cys Ala Tyr --- Ala Cys --- Gly Cys (SEQ ID NO: 717)
 Pro Gly Thr Cys --- Glu Ile Cys Ala Tyr --- Ala Cys --- --- Cys (SEQ ID NO: 718)
 Pro Gly Thr Cys --- Glu Ile Cys Ala Tyr --- Ala Cys Thr --- Cys (SEQ ID NO: 719)
 Pro Gly Thr Cys --- Glu Ile Cys Ala Tyr Ala --- Cys Thr Gly Cys (SEQ ID NO: 720)
 Pro Gly Thr Cys --- Glu Ile Cys Ala Tyr Ala --- Cys --- Gly Cys (SEQ ID NO: 721)
 Pro Gly Thr Cys --- Glu Ile Cys Ala Tyr Ala --- Cys --- --- Cys (SEQ ID NO: 722)
 Pro Gly Thr Cys --- Glu Ile Cys Ala Tyr Ala --- Cys Thr --- Cys (SEQ ID NO: 723)
 Pro Gly Thr Cys --- Glu Ile Cys Ala Tyr Ala Ala Cys --- Gly Cys (SEQ ID NO: 724)
 Pro Gly Thr Cys --- Glu Ile Cys Ala Tyr Ala Ala Cys --- --- Cys (SEQ ID NO: 725)
 Pro Gly Thr Cys --- Glu Ile Cys Ala Tyr Ala Ala Cys Thr --- Cys (SEQ ID NO: 726)
 Pro Gly Thr Cys Gly --- Ile Cys Ala Tyr Ala Ala Cys Thr Gly Cys (SEQ ID NO: 727)
 Pro Gly Thr Cys Gly --- --- Cys Ala Tyr Ala Ala Cys Thr Gly Cys (SEQ ID NO: 728)
 Pro Gly Thr Cys Gly --- --- Cys --- Tyr Ala Ala Cys Thr Gly Cys (SEQ ID NO: 729)
 Pro Gly Thr Cys Gly --- --- Cys --- Ala Ala Cys Thr Gly Cys (SEQ ID NO: 730)
 Pro Gly Thr Cys Gly --- --- Cys --- Tyr --- Ala Cys Thr Gly Cys (SEQ ID NO: 731)
 Pro Gly Thr Cys Gly --- --- Cys --- Tyr Ala --- Cys Thr Gly Cys (SEQ ID NO: 732)
 Pro Gly Thr Cys Gly --- --- Cys --- Tyr Ala Ala Cys --- Gly Cys (SEQ ID NO: 733)
 Pro Gly Thr Cys Gly --- --- Cys --- Tyr Ala Ala Cys Thr --- Cys (SEQ ID NO: 734)
 Pro Gly Thr Cys Gly --- --- Cys Ala --- Ala Ala Cys Thr Gly Cys (SEQ ID NO: 735)
 Pro Gly Thr Cys Gly --- --- Cys Ala --- --- Ala Cys Thr Gly Cys (SEQ ID NO: 736)
 Pro Gly Thr Cys Gly --- --- Cys Ala --- Ala --- Cys Thr Gly Cys (SEQ ID NO: 737)
 Pro Gly Thr Cys Gly --- --- Cys Ala --- Ala Ala Cys --- Gly Cys (SEQ ID NO: 738)
 Pro Gly Thr Cys Gly --- --- Cys Ala --- Ala Ala Cys Thr --- Cys (SEQ ID NO: 739)
 Pro Gly Thr Cys Gly --- --- Cys Ala Tyr --- Ala Cys Thr Gly Cys (SEQ ID NO: 740)
 Pro Gly Thr Cys Gly --- --- Cys Ala Tyr --- --- Cys Thr Gly Cys (SEQ ID NO: 741)
 Pro Gly Thr Cys Gly --- --- Cys Ala Tyr --- Ala Cys --- Gly Cys (SEQ ID NO: 742)
 Pro Gly Thr Cys Gly --- --- Cys Ala Tyr --- Ala Cys Thr --- Cys (SEQ ID NO: 743)
 Pro Gly Thr Cys Gly --- --- Cys Ala Tyr Ala --- Cys Thr Gly Cys (SEQ ID NO: 744)
 Pro Gly Thr Cys Gly --- --- Cys Ala Tyr Ala --- Cys --- Gly Cys (SEQ ID NO: 745)
 Pro Gly Thr Cys Gly --- --- Cys Ala Tyr Ala --- Cys Thr --- Cys (SEQ ID NO: 746)
 Pro Gly Thr Cys Gly --- --- Cys Ala Tyr Ala Ala Cys --- Gly Cys (SEQ ID NO: 747)
 Pro Gly Thr Cys Gly --- --- Cys Ala Tyr Ala Ala Cys --- --- Cys (SEQ ID NO: 748)
 Pro Gly Thr Cys Gly --- --- Cys Ala Tyr Ala Ala Cys Thr --- Cys (SEQ ID NO: 749)
 Pro Gly Thr Cys Gly --- Ile Cys --- Tyr Ala Ala Cys Thr Gly Cys (SEQ ID NO: 750)

FIG. 1
 (sheet 14 of 17)

15/226

Pro Gly Thr Cys Gly --- Ile Cys --- --- Ala Ala Cys Thr Gly Cys (SEQ ID NO: 751)
 Pro Gly Thr Cys Gly --- Ile Cys --- --- --- Ala Cys Thr Gly Cys (SEQ ID NO: 752)
 Pro Gly Thr Cys Gly --- Ile Cys --- --- Ala --- Cys Thr Gly Cys (SEQ ID NO: 753)
 Pro Gly Thr Cys Gly --- Ile Cys --- --- Ala Ala Cys --- Gly Cys (SEQ ID NO: 754)
 Pro Gly Thr Cys Gly --- Ile Cys --- --- Ala Ala Cys Thr --- Cys (SEQ ID NO: 755)
 Pro Gly Thr Cys Gly --- Ile Cys --- Tyr --- Ala Cys Thr Gly Cys (SEQ ID NO: 756)
 Pro Gly Thr Cys Gly --- Ile Cys --- Tyr --- --- Cys Thr Gly Cys (SEQ ID NO: 757)
 Pro Gly Thr Cys Gly --- Ile Cys --- Tyr --- Ala Cys --- Gly Cys (SEQ ID NO: 758)
 Pro Gly Thr Cys Gly --- Ile Cys --- Tyr --- Ala Cys Thr --- Cys (SEQ ID NO: 759)
 Pro Gly Thr Cys Gly --- Ile Cys --- Tyr Ala --- Cys Thr Gly Cys (SEQ ID NO: 760)
 Pro Gly Thr Cys Gly --- Ile Cys --- Tyr Ala --- Cys --- Gly Cys (SEQ ID NO: 761)
 Pro Gly Thr Cys Gly --- Ile Cys --- Tyr Ala --- Cys Thr --- Cys (SEQ ID NO: 762)
 Pro Gly Thr Cys Gly --- Ile Cys --- Tyr Ala Ala Cys --- Gly Cys (SEQ ID NO: 763)
 Pro Gly Thr Cys Gly --- Ile Cys --- Tyr Ala Ala Cys --- --- Cys (SEQ ID NO: 764)
 Pro Gly Thr Cys Gly --- Ile Cys --- Tyr Ala Ala Cys Thr --- Cys (SEQ ID NO: 765)
 Pro Gly Thr Cys Gly --- Ile Cys Ala --- Ala Ala Cys Thr Gly Cys (SEQ ID NO: 766)
 Pro Gly Thr Cys Gly --- Ile Cys Ala --- --- Ala Cys Thr Gly Cys (SEQ ID NO: 767)
 Pro Gly Thr Cys Gly --- Ile Cys Ala --- --- --- Cys Thr Gly Cys (SEQ ID NO: 768)
 Pro Gly Thr Cys Gly --- Ile Cys Ala --- --- Ala Cys --- Gly Cys (SEQ ID NO: 769)
 Pro Gly Thr Cys Gly --- Ile Cys Ala --- --- Ala Cys Thr --- Cys (SEQ ID NO: 770)
 Pro Gly Thr Cys Gly --- Ile Cys Ala --- Ala --- Cys Thr Gly Cys (SEQ ID NO: 771)
 Pro Gly Thr Cys Gly --- Ile Cys Ala --- Ala --- Cys --- Gly Cys (SEQ ID NO: 772)
 Pro Gly Thr Cys Gly --- Ile Cys Ala --- Ala --- Cys Thr --- Cys (SEQ ID NO: 773)
 Pro Gly Thr Cys Gly --- Ile Cys Ala --- Ala Ala Cys --- Gly Cys (SEQ ID NO: 774)
 Pro Gly Thr Cys Gly --- Ile Cys Ala --- Ala Ala Cys --- --- Cys (SEQ ID NO: 775)
 Pro Gly Thr Cys Gly --- Ile Cys Ala --- Ala Ala Cys Thr --- Cys (SEQ ID NO: 776)
 Pro Gly Thr Cys Gly --- Ile Cys Ala Tyr --- Ala Cys Thr Gly Cys (SEQ ID NO: 777)
 Pro Gly Thr Cys Gly --- Ile Cys Ala Tyr --- --- Cys Thr Gly Cys (SEQ ID NO: 778)
 Pro Gly Thr Cys Gly --- Ile Cys Ala Tyr --- --- Cys --- Gly Cys (SEQ ID NO: 779)
 Pro Gly Thr Cys Gly --- Ile Cys Ala Tyr --- --- Cys Thr --- Cys (SEQ ID NO: 780)
 Pro Gly Thr Cys Gly --- Ile Cys Ala Tyr --- Ala Cys --- Gly Cys (SEQ ID NO: 781)
 Pro Gly Thr Cys Gly --- Ile Cys Ala Tyr --- Ala Cys --- --- Cys (SEQ ID NO: 782)
 Pro Gly Thr Cys Gly --- Ile Cys Ala Tyr --- Ala Cys Thr --- Cys (SEQ ID NO: 783)
 Pro Gly Thr Cys Gly --- Ile Cys Ala Tyr Ala --- Cys Thr Gly Cys (SEQ ID NO: 784)
 Pro Gly Thr Cys Gly --- Ile Cys Ala Tyr Ala --- Cys --- Gly Cys (SEQ ID NO: 785)
 Pro Gly Thr Cys Gly --- Ile Cys Ala Tyr Ala --- Cys --- --- Cys (SEQ ID NO: 786)
 Pro Gly Thr Cys Gly --- Ile Cys Ala Tyr Ala --- Cys Thr --- Cys (SEQ ID NO: 787)
 Pro Gly Thr Cys Gly --- Ile Cys Ala Tyr Ala Ala Cys --- Gly Cys (SEQ ID NO: 788)
 Pro Gly Thr Cys Gly --- Ile Cys Ala Tyr Ala Ala Cys --- --- Cys (SEQ ID NO: 789)
 Pro Gly Thr Cys Gly --- Ile Cys Ala Tyr Ala Ala Cys Thr --- Cys (SEQ ID NO: 790)
 Pro Gly Thr Cys Gly Glu --- Cys Ala Tyr Ala Ala Cys Thr Gly Cys (SEQ ID NO: 791)
 Pro Gly Thr Cys Gly Glu --- Cys --- Tyr Ala Ala Cys Thr Gly Cys (SEQ ID NO: 792)
 Pro Gly Thr Cys Gly Glu --- Cys --- --- Ala Ala Cys Thr Gly Cys (SEQ ID NO: 793)
 Pro Gly Thr Cys Gly Glu --- Cys --- --- Ala Cys Thr Gly Cys (SEQ ID NO: 794)
 Pro Gly Thr Cys Gly Glu --- Cys --- --- Ala --- Cys Thr Gly Cys (SEQ ID NO: 795)
 Pro Gly Thr Cys Gly Glu --- Cys --- --- Ala Ala Cys --- Gly Cys (SEQ ID NO: 796)
 Pro Gly Thr Cys Gly Glu --- Cys --- --- Ala Ala Cys Thr --- Cys (SEQ ID NO: 797)

FIG. 1
 (sheet 15 of 17)

Pro Gly Thr Cys Gly Glu --- Cys --- Tyr --- Ala Cys Thr Gly Cys (SEQ ID NO: 798)
 Pro Gly Thr Cys Gly Glu --- Cys --- Tyr --- --- Cys Thr Gly Cys (SEQ ID NO: 799)
 Pro Gly Thr Cys Gly Glu --- Cys --- Tyr --- Ala Cys --- Gly Cys (SEQ ID NO: 800)
 Pro Gly Thr Cys Gly Glu --- Cys --- Tyr --- Ala Cys Thr --- Cys (SEQ ID NO: 801)
 Pro Gly Thr Cys Gly Glu --- Cys --- Tyr Ala --- Cys Thr Gly Cys (SEQ ID NO: 802)
 Pro Gly Thr Cys Gly Glu --- Cys --- Tyr Ala --- Cys --- Gly Cys (SEQ ID NO: 803)
 Pro Gly Thr Cys Gly Glu --- Cys --- Tyr Ala --- Cys Thr --- Cys (SEQ ID NO: 804)
 Pro Gly Thr Cys Gly Glu --- Cys --- Tyr Ala Ala Cys --- Gly Cys (SEQ ID NO: 805)
 Pro Gly Thr Cys Gly Glu --- Cys --- Tyr Ala Ala Cys --- --- Cys (SEQ ID NO: 806)
 Pro Gly Thr Cys Gly Glu --- Cys --- Tyr Ala Ala Cys Thr --- Cys (SEQ ID NO: 807)
 Pro Gly Thr Cys Gly Glu --- Cys Ala --- Ala Ala Cys Thr Gly Cys (SEQ ID NO: 808)
 Pro Gly Thr Cys Gly Glu --- Cys Ala --- --- Ala Cys Thr Gly Cys (SEQ ID NO: 809)
 Pro Gly Thr Cys Gly Glu --- Cys Ala --- --- --- Cys Thr Gly Cys (SEQ ID NO: 810)
 Pro Gly Thr Cys Gly Glu --- Cys Ala --- --- Ala Cys --- Gly Cys (SEQ ID NO: 811)
 Pro Gly Thr Cys Gly Glu --- Cys Ala --- --- Ala Cys Thr --- Cys (SEQ ID NO: 812)
 Pro Gly Thr Cys Gly Glu --- Cys Ala --- Ala --- Cys Thr Gly Cys (SEQ ID NO: 813)
 Pro Gly Thr Cys Gly Glu --- Cys Ala --- Ala --- Cys --- Gly Cys (SEQ ID NO: 814)
 Pro Gly Thr Cys Gly Glu --- Cys Ala --- Ala --- Cys Thr --- Cys (SEQ ID NO: 815)
 Pro Gly Thr Cys Gly Glu --- Cys Ala --- Ala Ala Cys --- Gly Cys (SEQ ID NO: 816)
 Pro Gly Thr Cys Gly Glu --- Cys Ala --- Ala Ala Cys --- --- Cys (SEQ ID NO: 817)
 Pro Gly Thr Cys Gly Glu --- Cys Ala --- Ala Ala Cys Thr --- Cys (SEQ ID NO: 818)
 Pro Gly Thr Cys Gly Glu --- Cys Ala Tyr --- Ala Cys Thr Gly Cys (SEQ ID NO: 819)
 Pro Gly Thr Cys Gly Glu --- Cys Ala Tyr --- --- Cys Thr Gly Cys (SEQ ID NO: 820)
 Pro Gly Thr Cys Gly Glu --- Cys Ala Tyr --- --- Cys --- Gly Cys (SEQ ID NO: 821)
 Pro Gly Thr Cys Gly Glu --- Cys Ala Tyr --- --- Cys Thr --- Cys (SEQ ID NO: 822)
 Pro Gly Thr Cys Gly Glu --- Cys Ala Tyr --- Ala Cys --- Gly Cys (SEQ ID NO: 823)
 Pro Gly Thr Cys Gly Glu --- Cys Ala Tyr --- Ala Cys --- --- Cys (SEQ ID NO: 824)
 Pro Gly Thr Cys Gly Glu --- Cys Ala Tyr --- Ala Cys Thr --- Cys (SEQ ID NO: 825)
 Pro Gly Thr Cys Gly Glu --- Cys Ala Tyr Ala --- Cys Thr Gly Cys (SEQ ID NO: 826)
 Pro Gly Thr Cys Gly Glu --- Cys Ala Tyr Ala --- Cys --- Gly Cys (SEQ ID NO: 827)
 Pro Gly Thr Cys Gly Glu --- Cys Ala Tyr Ala --- Cys --- --- Cys (SEQ ID NO: 828)
 Pro Gly Thr Cys Gly Glu --- Cys Ala Tyr Ala --- Cys Thr --- Cys (SEQ ID NO: 829)
 Pro Gly Thr Cys Gly Glu --- Cys Ala Tyr Ala Ala Cys --- Gly Cys (SEQ ID NO: 830)
 Pro Gly Thr Cys Gly Glu --- Cys Ala Tyr Ala Ala Cys --- --- Cys (SEQ ID NO: 831)
 Pro Gly Thr Cys Gly Glu --- Cys Ala Tyr Ala Ala Cys Thr --- Cys (SEQ ID NO: 832)
 Pro Gly Thr Cys Gly Glu Ile Cys --- Tyr Ala Ala Cys Thr Gly Cys (SEQ ID NO: 833)
 Pro Gly Thr Cys Gly Glu Ile Cys --- --- Ala Ala Cys Thr Gly Cys (SEQ ID NO: 834)
 Pro Gly Thr Cys Gly Glu Ile Cys --- --- --- Ala Cys Thr Gly Cys (SEQ ID NO: 835)
 Pro Gly Thr Cys Gly Glu Ile Cys --- --- --- --- Cys Thr Gly Cys (SEQ ID NO: 836)
 Pro Gly Thr Cys Gly Glu Ile Cys --- --- --- Ala Cys --- Gly Cys (SEQ ID NO: 837)
 Pro Gly Thr Cys Gly Glu Ile Cys --- --- --- Ala Cys Thr --- Cys (SEQ ID NO: 838)
 Pro Gly Thr Cys Gly Glu Ile Cys --- --- Ala --- Cys Thr Gly Cys (SEQ ID NO: 839)
 Pro Gly Thr Cys Gly Glu Ile Cys --- --- Ala --- Cys --- Gly Cys (SEQ ID NO: 840)
 Pro Gly Thr Cys Gly Glu Ile Cys --- --- Ala --- Cys Thr --- Cys (SEQ ID NO: 841)
 Pro Gly Thr Cys Gly Glu Ile Cys --- --- Ala Ala Cys --- Gly Cys (SEQ ID NO: 842)
 Pro Gly Thr Cys Gly Glu Ile Cys --- --- Ala Ala Cys --- --- Cys (SEQ ID NO: 843)
 Pro Gly Thr Cys Gly Glu Ile Cys --- --- Ala Ala Cys Thr --- Cys (SEQ ID NO: 844)

FIG. 1
 (sheet 16 of 17)

17/226

Pro Gly Thr Cys Gly Glu Ile Cys --- Tyr --- Ala Cys Thr Gly Cys (SEQ ID NO: 845)
 Pro Gly Thr Cys Gly Glu Ile Cys --- Tyr --- --- Cys Thr Gly Cys (SEQ ID NO: 846)
 Pro Gly Thr Cys Gly Glu Ile Cys --- Tyr --- --- Cys --- Gly Cys (SEQ ID NO: 847)
 Pro Gly Thr Cys Gly Glu Ile Cys --- Tyr --- --- Cys Thr --- Cys (SEQ ID NO: 848)
 Pro Gly Thr Cys Gly Glu Ile Cys --- Tyr --- Ala Cys --- Gly Cys (SEQ ID NO: 849)
 Pro Gly Thr Cys Gly Glu Ile Cys --- Tyr --- Ala Cys --- --- Cys (SEQ ID NO: 850)
 Pro Gly Thr Cys Gly Glu Ile Cys --- Tyr --- Ala Cys Thr --- Cys (SEQ ID NO: 851)
 Pro Gly Thr Cys Gly Glu Ile Cys --- Tyr Ala --- Cys Thr Gly Cys (SEQ ID NO: 852)
 Pro Gly Thr Cys Gly Glu Ile Cys --- Tyr Ala --- Cys --- Gly Cys (SEQ ID NO: 853)
 Pro Gly Thr Cys Gly Glu Ile Cys --- Tyr Ala --- Cys --- --- Cys (SEQ ID NO: 854)
 Pro Gly Thr Cys Gly Glu Ile Cys --- Tyr Ala --- Cys Thr --- Cys (SEQ ID NO: 855)
 Pro Gly Thr Cys Gly Glu Ile Cys --- Tyr Ala Ala Cys --- Gly Cys (SEQ ID NO: 856)
 Pro Gly Thr Cys Gly Glu Ile Cys --- Tyr Ala Ala Cys --- --- Cys (SEQ ID NO: 857)
 Pro Gly Thr Cys Gly Glu Ile Cys --- Tyr Ala Ala Cys Thr --- Cys (SEQ ID NO: 858)
 Pro Gly Thr Cys Gly Glu Ile Cys Ala --- Ala Ala Cys Thr Gly Cys (SEQ ID NO: 859)
 Pro Gly Thr Cys Gly Glu Ile Cys Ala --- --- Ala Cys Thr Gly Cys (SEQ ID NO: 860)
 Pro Gly Thr Cys Gly Glu Ile Cys Ala --- --- --- Cys Thr Gly Cys (SEQ ID NO: 861)
 Pro Gly Thr Cys Gly Glu Ile Cys Ala --- --- --- Cys --- Gly Cys (SEQ ID NO: 862)
 Pro Gly Thr Cys Gly Glu Ile Cys Ala --- --- --- Cys Thr --- Cys (SEQ ID NO: 863)
 Pro Gly Thr Cys Gly Glu Ile Cys Ala --- --- Ala Cys --- Gly Cys (SEQ ID NO: 864)
 Pro Gly Thr Cys Gly Glu Ile Cys Ala --- --- Ala Cys --- --- Cys (SEQ ID NO: 865)
 Pro Gly Thr Cys Gly Glu Ile Cys Ala --- --- Ala Cys Thr --- Cys (SEQ ID NO: 866)
 Pro Gly Thr Cys Gly Glu Ile Cys Ala --- Ala --- Cys Thr Gly Cys (SEQ ID NO: 867)
 Pro Gly Thr Cys Gly Glu Ile Cys Ala --- Ala --- Cys --- Gly Cys (SEQ ID NO: 868)
 Pro Gly Thr Cys Gly Glu Ile Cys Ala --- Ala --- Cys --- --- Cys (SEQ ID NO: 869)
 Pro Gly Thr Cys Gly Glu Ile Cys Ala --- Ala --- Cys Thr --- Cys (SEQ ID NO: 870)
 Pro Gly Thr Cys Gly Glu Ile Cys Ala --- Ala Ala Cys --- Gly Cys (SEQ ID NO: 871)
 Pro Gly Thr Cys Gly Glu Ile Cys Ala --- Ala Ala Cys --- --- Cys (SEQ ID NO: 872)
 Pro Gly Thr Cys Gly Glu Ile Cys Ala --- Ala Ala Cys Thr --- Cys (SEQ ID NO: 873)
 Pro Gly Thr Cys Gly Glu Ile Cys Ala Tyr --- Ala Cys Thr Gly Cys (SEQ ID NO: 874)
 Pro Gly Thr Cys Gly Glu Ile Cys Ala Tyr --- --- Cys Thr Gly Cys (SEQ ID NO: 875)
 Pro Gly Thr Cys Gly Glu Ile Cys Ala Tyr --- --- Cys --- Gly Cys (SEQ ID NO: 876)
 Pro Gly Thr Cys Gly Glu Ile Cys Ala Tyr --- --- Cys --- --- Cys (SEQ ID NO: 877)
 Pro Gly Thr Cys Gly Glu Ile Cys Ala Tyr --- --- Cys Thr --- Cys (SEQ ID NO: 878)
 Pro Gly Thr Cys Gly Glu Ile Cys Ala Tyr --- Ala Cys --- Gly Cys (SEQ ID NO: 879)
 Pro Gly Thr Cys Gly Glu Ile Cys Ala Tyr --- Ala Cys --- --- Cys (SEQ ID NO: 880)
 Pro Gly Thr Cys Gly Glu Ile Cys Ala Tyr --- Ala Cys Thr --- Cys (SEQ ID NO: 881)
 Pro Gly Thr Cys Gly Glu Ile Cys Ala Tyr Ala --- Cys Thr Gly Cys (SEQ ID NO: 882)
 Pro Gly Thr Cys Gly Glu Ile Cys Ala Tyr Ala --- Cys --- Gly Cys (SEQ ID NO: 883)
 Pro Gly Thr Cys Gly Glu Ile Cys Ala Tyr Ala --- Cys --- --- Cys (SEQ ID NO: 884)
 Pro Gly Thr Cys Gly Glu Ile Cys Ala Tyr Ala --- Cys Thr --- Cys (SEQ ID NO: 885)
 Pro Gly Thr Cys Gly Glu Ile Cys Ala Tyr Ala Ala Cys --- Gly Cys (SEQ ID NO: 886)
 Pro Gly Thr Cys Gly Glu Ile Cys Ala Tyr Ala Ala Cys --- --- Cys (SEQ ID NO: 887)
 Pro Gly Thr Cys Gly Glu Ile Cys Ala Tyr Ala Ala Cys Thr --- Cys (SEQ ID NO: 888)

FIG. 1
 (sheet 17 of 17)

18/226

Pro Gly Xaa' Thr Cys Gly Glu Ile Cys Ala Tyr Ala Ala Cys Thr Gly Cys (SEQ ID NO: 888)

Pro Gly Xaa' Xaa' Thr Cys Gly Glu Ile Cys Ala Tyr Ala Ala Cys Thr Gly Cys (SEQ ID NO: 890)

Pro Gly Xaa' Xaa' Xaa' Thr Cys Gly Glu Ile Cys Ala Tyr Ala Ala Cys Thr Gly Cys (SEQ ID NO: 891)

Pro Gly Xaa' Xaa' Xaa' Thr Cys Gly Glu Ile Cys Ala Tyr Ala Ala Cys Thr Gly Cys (SEQ ID NO: 892)

Pro Gly Xaa' Xaa' Xaa' Thr Xaa' Cys Gly Glu Ile Cys Ala Tyr Ala Ala Cys Thr Gly Cys (SEQ ID NO: 893)

Pro Gly Xaa' Xaa' Xaa' Thr Cys Xaa' Gly Glu Ile Cys Ala Tyr Ala Ala Cys Thr Gly Cys (SEQ ID NO: 894)

Pro Gly Xaa' Xaa' Xaa' Thr Cys Gly Xaa' Glu Ile Cys Ala Tyr Ala Ala Cys Thr Gly Cys (SEQ ID NO: 895)

Pro Gly Xaa' Xaa' Xaa' Thr Cys Gly Glu Xaa' Ile Cys Ala Tyr Ala Ala Cys Thr Gly Cys (SEQ ID NO: 896)

Pro Gly Xaa' Xaa' Xaa' Thr Cys Gly Glu Ile Xaa' Cys Ala Tyr Ala Ala Cys Thr Gly Cys (SEQ ID NO: 897)

Pro Gly Xaa' Xaa' Xaa' Thr Cys Gly Glu Ile Cys Xaa' Ala Tyr Ala Ala Cys Thr Gly Cys (SEQ ID NO: 898)

Pro Gly Xaa' Xaa' Xaa' Thr Cys Gly Glu Ile Cys Ala Xaa' Tyr Ala Ala Cys Thr Gly Cys (SEQ ID NO: 899)

Pro Gly Xaa' Xaa' Xaa' Thr Cys Gly Glu Ile Cys Ala Tyr Xaa' Ala Ala Cys Thr Gly Cys (SEQ ID NO: 900)

Pro Gly Xaa' Xaa' Xaa' Thr Cys Gly Glu Ile Cys Ala Tyr Ala Xaa' Ala Cys Thr Gly Cys (SEQ ID NO: 901)

Pro Gly Xaa' Xaa' Xaa' Thr Cys Gly Glu Ile Cys Ala Tyr Ala Ala Xaa' Cys Thr Gly Cys (SEQ ID NO: 902)

Pro Gly Xaa' Xaa' Xaa' Thr Cys Gly Glu Ile Cys Ala Tyr Ala Ala Cys Xaa' Thr Gly Cys (SEQ ID NO: 903)

Pro Gly Xaa' Xaa' Xaa' Thr Cys Gly Glu Ile Cys Ala Tyr Ala Ala Cys Thr Xaa' Gly Cys (SEQ ID NO: 904)

Pro Gly Xaa' Xaa' Xaa' Thr Cys Gly Glu Ile Cys Ala Tyr Ala Ala Cys Thr Gly Xaa' Cys (SEQ ID NO: 905)

Pro Gly Xaa' Xaa' Xaa' Thr Cys Gly Glu Ile Cys Ala Tyr Ala Ala Cys Thr Gly Cys Xaa' (SEQ ID NO: 906)

Pro Gly Xaa' Xaa' Xaa' Thr Cys Gly Glu Ile Cys Ala Tyr Ala Ala Cys Thr Gly Cys (SEQ ID NO: 907)

Pro Gly Xaa' Xaa' Xaa' Thr Xaa' Xaa' Cys Gly Glu Ile Cys Ala Tyr Ala Ala Cys Thr Gly Cys (SEQ ID NO: 908)

Pro Gly Xaa' Xaa' Xaa' Thr Xaa' Cys Xaa' Gly Glu Ile Cys Ala Tyr Ala Ala Cys Thr Gly Cys (SEQ ID NO: 909)

Pro Gly Xaa' Xaa' Xaa' Thr Xaa' Cys Gly Xaa' Glu Ile Cys Ala Tyr Ala Ala Cys Thr Gly Cys (SEQ ID NO: 910)

Pro Gly Xaa' Xaa' Xaa' Thr Xaa' Cys Gly Glu Xaa' Ile Cys Ala Tyr Ala Ala Cys Thr Gly Cys (SEQ ID NO: 911)

Pro Gly Xaa' Xaa' Xaa' Thr Xaa' Cys Gly Glu Ile Xaa' Cys Ala Tyr Ala Ala Cys Thr Gly Cys (SEQ ID NO: 912)

Pro Gly Xaa' Xaa' Xaa' Thr Xaa' Cys Gly Glu Ile Cys Xaa' Ala Tyr Ala Ala Cys Thr Gly Cys (SEQ ID NO: 913)

Pro Gly Xaa' Xaa' Xaa' Thr Xaa' Cys Gly Glu Ile Cys Ala Xaa' Tyr Ala Ala Cys Thr Gly Cys (SEQ ID NO: 914)

Pro Gly Xaa' Xaa' Xaa' Thr Xaa' Cys Gly Glu Ile Cys Ala Tyr Xaa' Ala Ala Cys Thr Gly Cys (SEQ ID NO: 915)

Pro Gly Xaa' Xaa' Xaa' Thr Xaa' Cys Gly Glu Ile Cys Ala Tyr Ala Xaa' Ala Cys Thr Gly Cys (SEQ ID NO: 916)

Pro Gly Xaa' Xaa' Xaa' Thr Xaa' Cys Gly Glu Ile Cys Ala Tyr Ala Ala Xaa' Cys Thr Gly Cys (SEQ ID NO: 917)

Pro Gly Xaa' Xaa' Xaa' Thr Xaa' Cys Gly Glu Ile Cys Ala Tyr Ala Ala Cys Xaa' Thr Gly Cys (SEQ ID NO: 918)

Pro Gly Xaa' Xaa' Xaa' Thr Xaa' Cys Gly Glu Ile Cys Ala Tyr Ala Ala Cys Thr Xaa' Gly Cys (SEQ ID NO: 919)

Pro Gly Xaa' Xaa' Xaa' Thr Xaa' Cys Gly Glu Ile Cys Ala Tyr Ala Ala Cys Thr Gly Xaa' Cys (SEQ ID NO: 920)

Pro Gly Xaa' Xaa' Xaa' Thr Xaa' Cys Gly Glu Ile Cys Ala Tyr Ala Ala Cys Thr Gly Cys Xaa' (SEQ ID NO: 921)

Pro Gly Xaa' Xaa' Xaa' Thr Cys Xaa' Gly Glu Ile Cys Ala Tyr Ala Ala Cys Thr Gly Cys (SEQ ID NO: 922)

FIG. 2
(sheet 1 of 114)

19/226

Pro Gly Xaa' Xaa' Thr Cys Xaa' Xaa' Gly Glu Ile Cys Ala Tyr Ala Ala Cys Thr Gly Cys (SEQID NO: 923)
 Pro Gly Xaa' Xaa' Thr Cys Xaa' Gly Xaa' Glu Ile Cys Ala Tyr Ala Ala Cys Thr Gly Cys (SEQID NO: 924)
 Pro Gly Xaa' Xaa' Thr Cys Xaa' Gly Glu Xaa' Ile Cys Ala Tyr Ala Ala Cys Thr Gly Cys (SEQID NO: 925)
 Pro Gly Xaa' Xaa' Thr Cys Xaa' Gly Glu Ile Xaa' Cys Ala Tyr Ala Ala Cys Thr Gly Cys (SEQID NO: 926)
 Pro Gly Xaa' Xaa' Thr Cys Xaa' Gly Glu Ile Cys Xaa' Ala Tyr Ala Ala Cys Thr Gly Cys (SEQID NO: 927)
 Pro Gly Xaa' Xaa' Thr Cys Xaa' Gly Glu Ile Cys Ala Xaa' Tyr Ala Ala Cys Thr Gly Cys (SEQID NO: 928)
 Pro Gly Xaa' Xaa' Thr Cys Xaa' Gly Glu Ile Cys Ala Tyr Xaa' Ala Ala Cys Thr Gly Cys (SEQID NO: 929)
 Pro Gly Xaa' Xaa' Thr Cys Xaa' Gly Glu Ile Cys Ala Tyr Ala Xaa' Ala Cys Thr Gly Cys (SEQID NO: 930)
 Pro Gly Xaa' Xaa' Thr Cys Xaa' Gly Glu Ile Cys Ala Tyr Ala Ala Xaa' Cys Thr Gly Cys (SEQID NO: 931)
 Pro Gly Xaa' Xaa' Thr Cys Xaa' Gly Glu Ile Cys Ala Tyr Ala Ala Cys Xaa' Thr Gly Cys (SEQID NO: 932)
 Pro Gly Xaa' Xaa' Thr Cys Xaa' Gly Glu Ile Cys Ala Tyr Ala Ala Cys Thr Xaa' Gly Cys (SEQID NO: 933)
 Pro Gly Xaa' Xaa' Thr Cys Xaa' Gly Glu Ile Cys Ala Tyr Ala Ala Cys Thr Gly Xaa' Cys (SEQID NO: 934)
 Pro Gly Xaa' Xaa' Thr Cys Gly Xaa' Glu Ile Cys Ala Tyr Ala Ala Cys Thr Gly Cys Xaa' (SEQID NO: 935)
 Pro Gly Xaa' Xaa' Thr Cys Gly Xaa' Xaa' Glu Ile Cys Ala Tyr Ala Ala Cys Thr Gly Cys (SEQID NO: 937)
 Pro Gly Xaa' Xaa' Thr Cys Gly Xaa' Glu Xaa' Ile Cys Ala Tyr Ala Ala Cys Thr Gly Cys (SEQID NO: 938)
 Pro Gly Xaa' Xaa' Thr Cys Gly Xaa' Glu Ile Xaa' Cys Ala Tyr Ala Ala Cys Thr Gly Cys (SEQID NO: 939)
 Pro Gly Xaa' Xaa' Thr Cys Gly Xaa' Glu Ile Cys Xaa' Ala Tyr Ala Ala Cys Thr Gly Cys (SEQID NO: 940)
 Pro Gly Xaa' Xaa' Thr Cys Gly Xaa' Glu Ile Cys Ala Xaa' Tyr Ala Ala Cys Thr Gly Cys (SEQID NO: 941)
 Pro Gly Xaa' Xaa' Thr Cys Gly Xaa' Glu Ile Cys Ala Tyr Xaa' Ala Ala Cys Thr Gly Cys (SEQID NO: 942)
 Pro Gly Xaa' Xaa' Thr Cys Gly Xaa' Glu Ile Cys Ala Tyr Ala Xaa' Ala Cys Thr Gly Cys (SEQID NO: 943)
 Pro Gly Xaa' Xaa' Thr Cys Gly Xaa' Glu Ile Cys Ala Tyr Ala Ala Xaa' Cys Thr Gly Cys (SEQID NO: 944)
 Pro Gly Xaa' Xaa' Thr Cys Gly Xaa' Glu Ile Cys Ala Tyr Ala Ala Cys Xaa' Thr Gly Cys (SEQID NO: 945)
 Pro Gly Xaa' Xaa' Thr Cys Gly Xaa' Glu Ile Cys Ala Tyr Ala Ala Cys Thr Xaa' Gly Cys (SEQID NO: 946)
 Pro Gly Xaa' Xaa' Thr Cys Gly Xaa' Glu Ile Cys Ala Tyr Ala Ala Cys Thr Gly Xaa' Cys (SEQID NO: 947)
 Pro Gly Xaa' Xaa' Thr Cys Gly Xaa' Glu Ile Cys Ala Tyr Ala Ala Cys Thr Gly Cys Xaa' (SEQID NO: 948)
 Pro Gly Xaa' Xaa' Thr Cys Gly Glu Xaa' Xaa' Ile Cys Ala Tyr Ala Ala Cys Thr Gly Cys (SEQID NO: 949)
 Pro Gly Xaa' Xaa' Thr Cys Gly Glu Xaa' Ile Xaa' Cys Ala Tyr Ala Ala Cys Thr Gly Cys (SEQID NO: 951)
 Pro Gly Xaa' Xaa' Thr Cys Gly Glu Xaa' Ile Cys Xaa' Ala Tyr Ala Ala Cys Thr Gly Cys (SEQID NO: 952)
 Pro Gly Xaa' Xaa' Thr Cys Gly Glu Xaa' Ile Cys Ala Xaa' Tyr Ala Ala Cys Thr Gly Cys (SEQID NO: 953)
 Pro Gly Xaa' Xaa' Thr Cys Gly Glu Xaa' Ile Cys Ala Tyr Xaa' Ala Ala Cys Thr Gly Cys (SEQID NO: 954)
 Pro Gly Xaa' Xaa' Thr Cys Gly Glu Xaa' Ile Cys Ala Tyr Ala Xaa' Ala Cys Thr Gly Cys (SEQID NO: 955)
 Pro Gly Xaa' Xaa' Thr Cys Gly Glu Xaa' Ile Cys Ala Tyr Ala Ala Xaa' Cys Thr Gly Cys (SEQID NO: 956)

FIG. 2
(sheet 2 of 114)

20/226

Pro Gly Xaa' Xaa' Thr Cys Gly Glu Xaa' Ile Cys Ala Tyr Ala Ala Cys Xaa' Thr Gly Cys (SEQID NO: 857)
Pro Gly Xaa' Xaa' Thr Cys Gly Glu Xaa' Ile Cys Ala Tyr Ala Ala Cys Thr Xaa' Gly Cys (SEQID NO: 858)
Pro Gly Xaa' Xaa' Thr Cys Gly Glu Xaa' Ile Cys Ala Tyr Ala Ala Cys Thr Gly Xaa' Cys (SEQID NO: 859)
Pro Gly Xaa' Xaa' Thr Cys Gly Glu Xaa' Ile Cys Ala Tyr Ala Ala Cys Thr Gly Cys Xaa' (SEQID NO: 860)
Pro Gly Xaa' Xaa' Thr Cys Gly Glu Ile Xaa' Xaa' Cys Ala Tyr Ala Ala Cys Thr Gly Cys (SEQID NO: 861)
Pro Gly Xaa' Xaa' Thr Cys Gly Glu Ile Xaa' Cys Xaa' Ala Tyr Ala Ala Cys Thr Gly Cys (SEQID NO: 862)
Pro Gly Xaa' Xaa' Thr Cys Gly Glu Ile Xaa' Cys Ala Xaa' Tyr Ala Ala Cys Thr Gly Cys (SEQID NO: 863)
Pro Gly Xaa' Xaa' Thr Cys Gly Glu Ile Xaa' Cys Ala Tyr Xaa' Ala Ala Cys Thr Gly Cys (SEQID NO: 864)
Pro Gly Xaa' Xaa' Thr Cys Gly Glu Ile Xaa' Cys Ala Tyr Ala Xaa' Ala Cys Thr Gly Cys (SEQID NO: 865)
Pro Gly Xaa' Xaa' Thr Cys Gly Glu Ile Xaa' Cys Ala Tyr Ala Ala Xaa' Cys Thr Gly Cys (SEQID NO: 866)
Pro Gly Xaa' Xaa' Thr Cys Gly Glu Ile Xaa' Cys Ala Tyr Ala Ala Xaa' Cys Thr Gly Cys (SEQID NO: 867)
Pro Gly Xaa' Xaa' Thr Cys Gly Glu Ile Xaa' Cys Ala Tyr Ala Ala Cys Xaa' Thr Gly Cys (SEQID NO: 868)
Pro Gly Xaa' Xaa' Thr Cys Gly Glu Ile Xaa' Cys Ala Tyr Ala Ala Cys Thr Xaa' Gly Cys (SEQID NO: 869)
Pro Gly Xaa' Xaa' Thr Cys Gly Glu Ile Xaa' Cys Ala Tyr Ala Ala Cys Thr Gly Xaa' Cys (SEQID NO: 870)
Pro Gly Xaa' Xaa' Thr Cys Gly Glu Ile Cys Xaa' Ala Tyr Ala Ala Cys Thr Gly Cys (SEQID NO: 871)
Pro Gly Xaa' Xaa' Thr Cys Gly Glu Ile Cys Xaa' Xaa' Ala Tyr Ala Ala Cys Thr Gly Cys (SEQID NO: 872)
Pro Gly Xaa' Xaa' Thr Cys Gly Glu Ile Cys Xaa' Ala Tyr Xaa' Ala Ala Cys Thr Gly Cys (SEQID NO: 873)
Pro Gly Xaa' Xaa' Thr Cys Gly Glu Ile Cys Xaa' Ala Tyr Ala Xaa' Ala Cys Thr Gly Cys (SEQID NO: 874)
Pro Gly Xaa' Xaa' Thr Cys Gly Glu Ile Cys Xaa' Ala Tyr Ala Ala Xaa' Cys Thr Gly Cys (SEQID NO: 875)
Pro Gly Xaa' Xaa' Thr Cys Gly Glu Ile Cys Xaa' Ala Tyr Ala Ala Cys Xaa' Thr Gly Cys (SEQID NO: 876)
Pro Gly Xaa' Xaa' Thr Cys Gly Glu Ile Cys Xaa' Ala Tyr Ala Ala Cys Thr Xaa' Gly Cys (SEQID NO: 877)
Pro Gly Xaa' Xaa' Thr Cys Gly Glu Ile Cys Xaa' Ala Tyr Ala Ala Cys Xaa' Thr Gly Cys (SEQID NO: 878)
Pro Gly Xaa' Xaa' Thr Cys Gly Glu Ile Cys Xaa' Ala Tyr Ala Ala Cys Thr Xaa' Gly Cys (SEQID NO: 879)
Pro Gly Xaa' Xaa' Thr Cys Gly Glu Ile Cys Xaa' Ala Tyr Ala Ala Cys Thr Gly Xaa' Cys (SEQID NO: 880)
Pro Gly Xaa' Xaa' Thr Cys Gly Glu Ile Cys Xaa' Ala Tyr Ala Ala Cys Thr Gly Cys Xaa' (SEQID NO: 881)
Pro Gly Xaa' Xaa' Thr Cys Gly Glu Ile Cys Ala Xaa' Tyr Ala Ala Cys Thr Gly Cys (SEQID NO: 882)
Pro Gly Xaa' Xaa' Thr Cys Gly Glu Ile Cys Ala Xaa' Xaa' Tyr Ala Ala Cys Thr Gly Cys (SEQID NO: 883)
Pro Gly Xaa' Xaa' Thr Cys Gly Glu Ile Cys Ala Xaa' Tyr Xaa' Ala Ala Cys Thr Gly Cys (SEQID NO: 884)
Pro Gly Xaa' Xaa' Thr Cys Gly Glu Ile Cys Ala Xaa' Tyr Ala Xaa' Ala Cys Thr Gly Cys (SEQID NO: 885)
Pro Gly Xaa' Xaa' Thr Cys Gly Glu Ile Cys Ala Xaa' Tyr Ala Ala Xaa' Cys Thr Gly Cys (SEQID NO: 886)
Pro Gly Xaa' Xaa' Thr Cys Gly Glu Ile Cys Ala Xaa' Tyr Ala Ala Cys Xaa' Thr Gly Cys (SEQID NO: 887)
Pro Gly Xaa' Xaa' Thr Cys Gly Glu Ile Cys Ala Xaa' Tyr Ala Ala Cys Thr Xaa' Gly Cys (SEQID NO: 888)
Pro Gly Xaa' Xaa' Thr Cys Gly Glu Ile Cys Ala Xaa' Tyr Ala Ala Cys Thr Gly Xaa' Cys (SEQID NO: 889)
Pro Gly Xaa' Xaa' Thr Cys Gly Glu Ile Cys Ala Xaa' Tyr Ala Ala Cys Thr Gly Cys Xaa' (SEQID NO: 890)

FIG. 2
(sheet 3 of 114)

Pro Gly Xaa' Xaa' Thr Cys Gly Glu Ile Cys Ala Tyr Xaa' Ala Ala Cys Thr Gly Cys (SEQID NO: 991)
 Pro Gly Xaa' Xaa' Thr Cys Gly Glu Ile Cys Ala Tyr Xaa' Xaa' Ala Ala Cys Thr Gly Cys (SEQID NO: 992)
 Pro Gly Xaa' Xaa' Thr Cys Gly Glu Ile Cys Ala Tyr Xaa' Ala Xaa' Ala Cys Thr Gly Cys (SEQID NO: 993)
 Pro Gly Xaa' Xaa' Thr Cys Gly Glu Ile Cys Ala Tyr Xaa' Ala Ala Xaa' Cys Thr Gly Cys (SEQID NO: 994)
 Pro Gly Xaa' Xaa' Thr Cys Gly Glu Ile Cys Ala Tyr Xaa' Ala Ala Cys Xaa' Thr Gly Cys (SEQID NO: 995)
 Pro Gly Xaa' Xaa' Thr Cys Gly Glu Ile Cys Ala Tyr Xaa' Ala Ala Cys Thr Xaa' Gly Cys (SEQID NO: 996)
 Pro Gly Xaa' Xaa' Thr Cys Gly Glu Ile Cys Ala Tyr Xaa' Ala Ala Cys Thr Gly Xaa' Cys (SEQID NO: 997)
 Pro Gly Xaa' Xaa' Thr Cys Gly Glu Ile Cys Ala Tyr Xaa' Ala Ala Cys Thr Gly Cys Xaa' (SEQID NO: 998)
 Pro Gly Xaa' Xaa' Thr Cys Gly Glu Ile Cys Ala Tyr Ala Xaa' Ala Cys Thr Gly Cys (SEQID NO: 999)
 Pro Gly Xaa' Xaa' Thr Cys Gly Glu Ile Cys Ala Tyr Ala Xaa' Xaa' Ala Cys Thr Gly Cys (SEQID NO: 1000)
 Pro Gly Xaa' Xaa' Thr Cys Gly Glu Ile Cys Ala Tyr Ala Xaa' Ala Xaa' Cys Thr Gly Cys (SEQID NO: 1001)
 Pro Gly Xaa' Xaa' Thr Cys Gly Glu Ile Cys Ala Tyr Ala Xaa' Ala Cys Xaa' Thr Gly Cys (SEQID NO: 1002)
 Pro Gly Xaa' Xaa' Thr Cys Gly Glu Ile Cys Ala Tyr Ala Xaa' Ala Cys Thr Xaa' Gly Cys (SEQID NO: 1003)
 Pro Gly Xaa' Xaa' Thr Cys Gly Glu Ile Cys Ala Tyr Ala Xaa' Ala Cys Thr Gly Xaa' Cys (SEQID NO: 1004)
 Pro Gly Xaa' Xaa' Thr Cys Gly Glu Ile Cys Ala Tyr Ala Xaa' Ala Cys Thr Gly Cys Xaa' (SEQID NO: 1005)
 Pro Gly Xaa' Xaa' Thr Cys Gly Glu Ile Cys Ala Tyr Ala Ala Xaa' Cys Thr Gly Cys (SEQID NO: 1006)
 Pro Gly Xaa' Xaa' Thr Cys Gly Glu Ile Cys Ala Tyr Ala Ala Xaa' Xaa' Cys Thr Gly Cys (SEQID NO: 1007)
 Pro Gly Xaa' Xaa' Thr Cys Gly Glu Ile Cys Ala Tyr Ala Ala Xaa' Cys Xaa' Thr Gly Cys (SEQID NO: 1008)
 Pro Gly Xaa' Xaa' Thr Cys Gly Glu Ile Cys Ala Tyr Ala Ala Xaa' Cys Thr Xaa' Gly Cys (SEQID NO: 1009)
 Pro Gly Xaa' Xaa' Thr Cys Gly Glu Ile Cys Ala Tyr Ala Ala Xaa' Cys Thr Gly Xaa' Cys (SEQID NO: 1010)
 Pro Gly Xaa' Xaa' Thr Cys Gly Glu Ile Cys Ala Tyr Ala Ala Xaa' Cys Thr Gly Cys Xaa' (SEQID NO: 1011)
 Pro Gly Xaa' Xaa' Thr Cys Gly Glu Ile Cys Ala Tyr Ala Ala Cys Xaa' Thr Gly Cys (SEQID NO: 1012)
 Pro Gly Xaa' Xaa' Thr Cys Gly Glu Ile Cys Ala Tyr Ala Ala Cys Xaa' Xaa' Thr Gly Cys (SEQID NO: 1013)
 Pro Gly Xaa' Xaa' Thr Cys Gly Glu Ile Cys Ala Tyr Ala Ala Cys Xaa' Thr Xaa' Gly Cys (SEQID NO: 1014)
 Pro Gly Xaa' Xaa' Thr Cys Gly Glu Ile Cys Ala Tyr Ala Ala Cys Xaa' Thr Gly Xaa' Cys (SEQID NO: 1015)
 Pro Gly Xaa' Xaa' Thr Cys Gly Glu Ile Cys Ala Tyr Ala Ala Cys Xaa' Thr Gly Cys Xaa' (SEQID NO: 1016)
 Pro Gly Xaa' Xaa' Thr Cys Gly Glu Ile Cys Ala Tyr Ala Ala Cys Thr Xaa' Gly Cys (SEQID NO: 1017)
 Pro Gly Xaa' Xaa' Thr Cys Gly Glu Ile Cys Ala Tyr Ala Ala Cys Thr Xaa' Xaa' Gly Cys (SEQID NO: 1018)
 Pro Gly Xaa' Xaa' Thr Cys Gly Glu Ile Cys Ala Tyr Ala Ala Cys Thr Xaa' Gly Xaa' Cys (SEQID NO: 1019)
 Pro Gly Xaa' Xaa' Thr Cys Gly Glu Ile Cys Ala Tyr Ala Ala Cys Thr Xaa' Gly Cys Xaa' (SEQID NO: 1020)
 Pro Gly Xaa' Xaa' Thr Cys Gly Glu Ile Cys Ala Tyr Ala Ala Cys Thr Gly Xaa' Cys (SEQID NO: 1021)
 Pro Gly Xaa' Xaa' Thr Cys Gly Glu Ile Cys Ala Tyr Ala Ala Cys Thr Gly Xaa' Xaa' Cys (SEQID NO: 1022)
 Pro Gly Xaa' Xaa' Thr Cys Gly Glu Ile Cys Ala Tyr Ala Ala Cys Thr Gly Xaa' Cys Xaa' (SEQID NO: 1023)
 Pro Gly Xaa' Xaa' Thr Cys Gly Glu Ile Cys Ala Tyr Ala Ala Cys Thr Gly Cys Xaa' (SEQID NO: 1024)

FIG. 2
(sheet 4 of 114)

Pro Gly Xaa' Xaa' Thr Cys Gly Glu Ile Cys Ala Tyr Ala Ala Cys Thr Gly Cys Xaa' Xaa' (SEQID NO: 1026)
 Pro Gly Xaa' Thr Xaa' Cys Gly Glu Ile Cys Ala Tyr Ala Ala Cys Thr Gly Cys (SEQID NO: 1026)
 Pro Gly Xaa' Thr Xaa' Xaa' Cys Gly Glu Ile Cys Ala Tyr Ala Ala Cys Thr Gly Cys (SEQID NO: 1027)
 Pro Gly Xaa' Thr Xaa' Xaa' Xaa' Cys Gly Glu Ile Cys Ala Tyr Ala Ala Cys Thr Gly Cys (SEQID NO: 1028)
 Pro Gly Xaa' Thr Xaa' Xaa' Cys Xaa' Gly Glu Ile Cys Ala Tyr Ala Ala Cys Thr Gly Cys (SEQID NO: 1029)
 Pro Gly Xaa' Thr Xaa' Xaa' Cys Gly Xaa' Glu Ile Cys Ala Tyr Ala Ala Cys Thr Gly Cys (SEQID NO: 1030)
 Pro Gly Xaa' Thr Xaa' Xaa' Cys Gly Glu Xaa' Ile Cys Ala Tyr Ala Ala Cys Thr Gly Cys (SEQID NO: 1031)
 Pro Gly Xaa' Thr Xaa' Xaa' Cys Gly Glu Ile Xaa' Cys Ala Tyr Ala Ala Cys Thr Gly Cys (SEQID NO: 1032)
 Pro Gly Xaa' Thr Xaa' Xaa' Cys Gly Glu Ile Cys Ala Xaa' Tyr Ala Ala Cys Thr Gly Cys (SEQID NO: 1033)
 Pro Gly Xaa' Thr Xaa' Xaa' Cys Gly Glu Ile Cys Ala Tyr Xaa' Ala Ala Cys Thr Gly Cys (SEQID NO: 1034)
 Pro Gly Xaa' Thr Xaa' Xaa' Cys Gly Glu Ile Cys Ala Tyr Ala Xaa' Ala Cys Thr Gly Cys (SEQID NO: 1035)
 Pro Gly Xaa' Thr Xaa' Xaa' Cys Gly Glu Ile Cys Ala Tyr Ala Ala Xaa' Cys Thr Gly Cys (SEQID NO: 1036)
 Pro Gly Xaa' Thr Xaa' Xaa' Cys Gly Glu Ile Cys Ala Tyr Ala Ala Xaa' Cys Thr Gly Cys (SEQID NO: 1037)
 Pro Gly Xaa' Thr Xaa' Xaa' Cys Gly Glu Ile Cys Ala Tyr Ala Ala Cys Xaa' Thr Gly Cys (SEQID NO: 1038)
 Pro Gly Xaa' Thr Xaa' Xaa' Cys Gly Glu Ile Cys Ala Tyr Ala Ala Cys Thr Xaa' Gly Cys (SEQID NO: 1039)
 Pro Gly Xaa' Thr Xaa' Xaa' Cys Gly Glu Ile Cys Ala Tyr Ala Ala Cys Thr Gly Xaa' Cys (SEQID NO: 1040)
 Pro Gly Xaa' Thr Xaa' Xaa' Cys Gly Glu Ile Cys Ala Tyr Ala Ala Cys Thr Gly Cys Xaa' (SEQID NO: 1041)
 Pro Gly Xaa' Thr Xaa' Cys Xaa' Gly Glu Ile Cys Ala Tyr Ala Ala Cys Thr Gly Cys (SEQID NO: 1042)
 Pro Gly Xaa' Thr Xaa' Cys Xaa' Xaa' Gly Glu Ile Cys Ala Tyr Ala Ala Cys Thr Gly Cys (SEQID NO: 1043)
 Pro Gly Xaa' Thr Xaa' Cys Xaa' Gly Xaa' Glu Ile Cys Ala Tyr Ala Ala Cys Thr Gly Cys (SEQID NO: 1044)
 Pro Gly Xaa' Thr Xaa' Cys Xaa' Gly Glu Xaa' Ile Cys Ala Tyr Ala Ala Cys Thr Gly Cys (SEQID NO: 1045)
 Pro Gly Xaa' Thr Xaa' Cys Xaa' Gly Glu Ile Xaa' Cys Ala Tyr Ala Ala Cys Thr Gly Cys (SEQID NO: 1046)
 Pro Gly Xaa' Thr Xaa' Cys Xaa' Gly Glu Ile Cys Xaa' Ala Tyr Ala Ala Cys Thr Gly Cys (SEQID NO: 1047)
 Pro Gly Xaa' Thr Xaa' Cys Xaa' Gly Glu Ile Cys Ala Xaa' Tyr Ala Ala Cys Thr Gly Cys (SEQID NO: 1048)
 Pro Gly Xaa' Thr Xaa' Cys Xaa' Gly Glu Ile Cys Ala Tyr Xaa' Ala Ala Cys Thr Gly Cys (SEQID NO: 1049)
 Pro Gly Xaa' Thr Xaa' Cys Xaa' Gly Glu Ile Cys Ala Tyr Ala Xaa' Ala Cys Thr Gly Cys (SEQID NO: 1050)
 Pro Gly Xaa' Thr Xaa' Cys Xaa' Gly Glu Ile Cys Ala Tyr Ala Ala Xaa' Cys Thr Gly Cys (SEQID NO: 1051)
 Pro Gly Xaa' Thr Xaa' Cys Xaa' Gly Glu Ile Cys Ala Tyr Ala Ala Cys Xaa' Thr Gly Cys (SEQID NO: 1052)
 Pro Gly Xaa' Thr Xaa' Cys Xaa' Gly Glu Ile Cys Ala Tyr Ala Ala Cys Thr Xaa' Gly Cys (SEQID NO: 1053)
 Pro Gly Xaa' Thr Xaa' Cys Xaa' Gly Glu Ile Cys Ala Tyr Ala Ala Cys Thr Gly Xaa' Cys (SEQID NO: 1054)
 Pro Gly Xaa' Thr Xaa' Cys Xaa' Gly Glu Ile Cys Ala Tyr Ala Ala Cys Thr Gly Cys Xaa' (SEQID NO: 1055)
 Pro Gly Xaa' Thr Xaa' Cys Gly Xaa' Glu Ile Cys Ala Tyr Ala Ala Cys Thr Gly Cys (SEQID NO: 1056)
 Pro Gly Xaa' Thr Xaa' Cys Gly Xaa' Xaa' Glu Ile Cys Ala Tyr Ala Ala Cys Thr Gly Cys (SEQID NO: 1057)
 Pro Gly Xaa' Thr Xaa' Cys Gly Xaa' Glu Xaa' Ile Cys Ala Tyr Ala Ala Cys Thr Gly Cys (SEQID NO: 1058)

FIG. 2
(sheet 5 of 114)

23/226

Pro Gly Xaa' Thr Xaa' Cys Gly Xaa' Glu Ile Xaa' Cys Ala Tyr Ala Ala Cys Thr Gly Cys (SEQID NO: 1059)
 Pro Gly Xaa' Thr Xaa' Cys Gly Xaa' Glu Ile Cys Xaa' Ala Tyr Ala Ala Cys Thr Gly Cys (SEQID NO: 1060)
 Pro Gly Xaa' Thr Xaa' Cys Gly Xaa' Glu Ile Cys Ala Xaa' Tyr Ala Ala Cys Thr Gly Cys (SEQID NO: 1061)
 Pro Gly Xaa' Thr Xaa' Cys Gly Xaa' Glu Ile Cys Ala Tyr Xaa' Ala Ala Cys Thr Gly Cys (SEQID NO: 1062)
 Pro Gly Xaa' Thr Xaa' Cys Gly Xaa' Glu Ile Cys Ala Tyr Ala Xaa' Ala Cys Thr Gly Cys (SEQID NO: 1063)
 Pro Gly Xaa' Thr Xaa' Cys Gly Xaa' Glu Ile Cys Ala Tyr Ala Ala Xaa' Cys Thr Gly Cys (SEQID NO: 1064)
 Pro Gly Xaa' Thr Xaa' Cys Gly Xaa' Glu Ile Cys Ala Tyr Ala Ala Cys Xaa' Thr Gly Cys (SEQID NO: 1065)
 Pro Gly Xaa' Thr Xaa' Cys Gly Xaa' Glu Ile Cys Ala Tyr Ala Ala Cys Thr Xaa' Gly Cys (SEQID NO: 1066)
 Pro Gly Xaa' Thr Xaa' Cys Gly Xaa' Glu Ile Cys Ala Tyr Ala Ala Cys Thr Gly Xaa' Cys (SEQID NO: 1067)
 Pro Gly Xaa' Thr Xaa' Cys Gly Xaa' Glu Ile Cys Ala Tyr Ala Ala Cys Thr Gly Cys Xaa' (SEQID NO: 1068)
 Pro Gly Xaa' Thr Xaa' Cys Gly Glu Xaa' Ile Cys Ala Tyr Ala Ala Cys Thr Gly Cys (SEQID NO: 1069)
 Pro Gly Xaa' Thr Xaa' Cys Gly Glu Xaa' Ile Xaa' Cys Ala Tyr Ala Ala Cys Thr Gly Cys (SEQID NO: 1070)
 Pro Gly Xaa' Thr Xaa' Cys Gly Glu Xaa' Ile Cys Xaa' Ala Tyr Ala Ala Cys Thr Gly Cys (SEQID NO: 1071)
 Pro Gly Xaa' Thr Xaa' Cys Gly Glu Xaa' Ile Cys Xaa' Ala Tyr Ala Ala Cys Thr Gly Cys (SEQID NO: 1072)
 Pro Gly Xaa' Thr Xaa' Cys Gly Glu Xaa' Ile Cys Ala Xaa' Tyr Ala Ala Cys Thr Gly Cys (SEQID NO: 1073)
 Pro Gly Xaa' Thr Xaa' Cys Gly Glu Xaa' Ile Cys Ala Tyr Xaa' Ala Ala Cys Thr Gly Cys (SEQID NO: 1074)
 Pro Gly Xaa' Thr Xaa' Cys Gly Glu Xaa' Ile Cys Ala Tyr Ala Xaa' Ala Cys Thr Gly Cys (SEQID NO: 1075)
 Pro Gly Xaa' Thr Xaa' Cys Gly Glu Xaa' Ile Cys Ala Tyr Ala Ala Xaa' Cys Thr Gly Cys (SEQID NO: 1076)
 Pro Gly Xaa' Thr Xaa' Cys Gly Glu Xaa' Ile Cys Ala Tyr Ala Ala Cys Xaa' Thr Gly Cys (SEQID NO: 1077)
 Pro Gly Xaa' Thr Xaa' Cys Gly Glu Xaa' Ile Cys Ala Tyr Ala Ala Cys Thr Xaa' Gly Cys (SEQID NO: 1078)
 Pro Gly Xaa' Thr Xaa' Cys Gly Glu Xaa' Ile Cys Ala Tyr Ala Ala Cys Thr Gly Xaa' Cys (SEQID NO: 1079)
 Pro Gly Xaa' Thr Xaa' Cys Gly Glu Xaa' Ile Cys Ala Tyr Ala Ala Cys Thr Gly Cys Xaa' (SEQID NO: 1080)
 Pro Gly Xaa' Thr Xaa' Cys Gly Glu Ile Xaa' Cys Ala Tyr Ala Ala Cys Thr Gly Cys (SEQID NO: 1081)
 Pro Gly Xaa' Thr Xaa' Cys Gly Glu Ile Xaa' Xaa' Cys Ala Tyr Ala Ala Cys Thr Gly Cys (SEQID NO: 1082)
 Pro Gly Xaa' Thr Xaa' Cys Gly Glu Ile Xaa' Cys Xaa' Ala Tyr Ala Ala Cys Thr Gly Cys (SEQID NO: 1083)
 Pro Gly Xaa' Thr Xaa' Cys Gly Glu Ile Xaa' Cys Ala Xaa' Tyr Ala Ala Cys Thr Gly Cys (SEQID NO: 1084)
 Pro Gly Xaa' Thr Xaa' Cys Gly Glu Ile Xaa' Cys Ala Tyr Xaa' Ala Ala Cys Thr Gly Cys (SEQID NO: 1085)
 Pro Gly Xaa' Thr Xaa' Cys Gly Glu Ile Xaa' Cys Ala Tyr Ala Xaa' Ala Cys Thr Gly Cys (SEQID NO: 1086)
 Pro Gly Xaa' Thr Xaa' Cys Gly Glu Ile Xaa' Cys Ala Tyr Ala Ala Xaa' Cys Thr Gly Cys (SEQID NO: 1087)
 Pro Gly Xaa' Thr Xaa' Cys Gly Glu Ile Xaa' Cys Ala Tyr Ala Ala Cys Xaa' Thr Gly Cys (SEQID NO: 1088)
 Pro Gly Xaa' Thr Xaa' Cys Gly Glu Ile Xaa' Cys Ala Tyr Ala Ala Cys Thr Xaa' Gly Cys (SEQID NO: 1089)
 Pro Gly Xaa' Thr Xaa' Cys Gly Glu Ile Xaa' Cys Ala Tyr Ala Ala Cys Thr Gly Xaa' Cys (SEQID NO: 1090)
 Pro Gly Xaa' Thr Xaa' Cys Gly Glu Ile Xaa' Cys Ala Tyr Ala Ala Cys Thr Gly Cys Xaa' (SEQID NO: 1091)
 Pro Gly Xaa' Thr Xaa' Cys Gly Glu Ile Cys Xaa' Ala Tyr Ala Ala Cys Thr Gly Cys (SEQID NO: 1092)

FIG. 2
(sheet 6 of 114)

24/226

Pro Gly Xaa' Thr Xaa' Cys Gly Glu Ile Cys Xaa' Xaa' Ala Tyr Ala Ala Cys Thr Gly Cys (SEQID NO: 1093)
 Pro Gly Xaa' Thr Xaa' Cys Gly Glu Ile Cys Xaa' Ala Xaa' Tyr Ala Ala Cys Thr Gly Cys (SEQID NO: 1094)
 Pro Gly Xaa' Thr Xaa' Cys Gly Glu Ile Cys Xaa' Ala Tyr Xaa' Ala Ala Cys Thr Gly Cys (SEQID NO: 1095)
 Pro Gly Xaa' Thr Xaa' Cys Gly Glu Ile Cys Xaa' Ala Tyr Ala Xaa' Ala Cys Thr Gly Cys (SEQID NO: 1096)
 Pro Gly Xaa' Thr Xaa' Cys Gly Glu Ile Cys Xaa' Ala Tyr Ala Ala Cys Xaa' Thr Gly Cys (SEQID NO: 1097)
 Pro Gly Xaa' Thr Xaa' Cys Gly Glu Ile Cys Xaa' Ala Tyr Ala Ala Cys Thr Xaa' Gly Cys (SEQID NO: 1099)
 Pro Gly Xaa' Thr Xaa' Cys Gly Glu Ile Cys Xaa' Ala Tyr Ala Ala Cys Thr Gly Xaa' Cys (SEQID NO: 1100)
 Pro Gly Xaa' Thr Xaa' Cys Gly Glu Ile Cys Ala Xaa' Tyr Ala Ala Cys Thr Gly Cys Xaa' (SEQID NO: 1101)
 Pro Gly Xaa' Thr Xaa' Cys Gly Glu Ile Cys Ala Xaa' Tyr Ala Ala Cys Thr Gly Cys (SEQID NO: 1102)
 Pro Gly Xaa' Thr Xaa' Cys Gly Glu Ile Cys Ala Xaa' Xaa' Tyr Ala Ala Cys Thr Gly Cys (SEQID NO: 1103)
 Pro Gly Xaa' Thr Xaa' Cys Gly Glu Ile Cys Ala Xaa' Tyr Ala Xaa' Ala Cys Thr Gly Cys (SEQID NO: 1104)
 Pro Gly Xaa' Thr Xaa' Cys Gly Glu Ile Cys Ala Xaa' Tyr Ala Ala Xaa' Cys Thr Gly Cys (SEQID NO: 1105)
 Pro Gly Xaa' Thr Xaa' Cys Gly Glu Ile Cys Ala Xaa' Tyr Ala Ala Cys Xaa' Thr Gly Cys (SEQID NO: 1107)
 Pro Gly Xaa' Thr Xaa' Cys Gly Glu Ile Cys Ala Xaa' Tyr Ala Ala Cys Thr Xaa' Gly Cys (SEQID NO: 1108)
 Pro Gly Xaa' Thr Xaa' Cys Gly Glu Ile Cys Ala Xaa' Tyr Ala Ala Cys Thr Gly Xaa' Cys (SEQID NO: 1109)
 Pro Gly Xaa' Thr Xaa' Cys Gly Glu Ile Cys Ala Xaa' Tyr Ala Ala Cys Thr Gly Cys Xaa' (SEQID NO: 1110)
 Pro Gly Xaa' Thr Xaa' Cys Gly Glu Ile Cys Ala Tyr Xaa' Ala Ala Cys Thr Gly Cys (SEQID NO: 1111)
 Pro Gly Xaa' Thr Xaa' Cys Gly Glu Ile Cys Ala Tyr Xaa' Xaa' Ala Ala Cys Thr Gly Cys (SEQID NO: 1112)
 Pro Gly Xaa' Thr Xaa' Cys Gly Glu Ile Cys Ala Tyr Xaa' Ala Xaa' Ala Cys Thr Gly Cys (SEQID NO: 1113)
 Pro Gly Xaa' Thr Xaa' Cys Gly Glu Ile Cys Ala Tyr Xaa' Ala Ala Xaa' Cys Thr Gly Cys (SEQID NO: 1114)
 Pro Gly Xaa' Thr Xaa' Cys Gly Glu Ile Cys Ala Tyr Xaa' Ala Ala Cys Xaa' Thr Gly Cys (SEQID NO: 1115)
 Pro Gly Xaa' Thr Xaa' Cys Gly Glu Ile Cys Ala Tyr Xaa' Ala Ala Cys Thr Xaa' Gly Cys (SEQID NO: 1116)
 Pro Gly Xaa' Thr Xaa' Cys Gly Glu Ile Cys Ala Tyr Xaa' Ala Ala Cys Thr Gly Xaa' Cys (SEQID NO: 1117)
 Pro Gly Xaa' Thr Xaa' Cys Gly Glu Ile Cys Ala Tyr Xaa' Ala Ala Cys Thr Gly Cys Xaa' (SEQID NO: 1118)
 Pro Gly Xaa' Thr Xaa' Cys Gly Glu Ile Cys Ala Tyr Ala Xaa' Ala Cys Thr Gly Cys (SEQID NO: 1119)
 Pro Gly Xaa' Thr Xaa' Cys Gly Glu Ile Cys Ala Tyr Ala Xaa' Xaa' Ala Cys Thr Gly Cys (SEQID NO: 1120)
 Pro Gly Xaa' Thr Xaa' Cys Gly Glu Ile Cys Ala Tyr Ala Xaa' Ala Xaa' Cys Thr Gly Cys (SEQID NO: 1121)
 Pro Gly Xaa' Thr Xaa' Cys Gly Glu Ile Cys Ala Tyr Ala Xaa' Ala Cys Xaa' Thr Gly Cys (SEQID NO: 1122)
 Pro Gly Xaa' Thr Xaa' Cys Gly Glu Ile Cys Ala Tyr Ala Xaa' Ala Cys Thr Xaa' Gly Cys (SEQID NO: 1123)
 Pro Gly Xaa' Thr Xaa' Cys Gly Glu Ile Cys Ala Tyr Ala Xaa' Ala Cys Thr Gly Xaa' Cys (SEQID NO: 1124)
 Pro Gly Xaa' Thr Xaa' Cys Gly Glu Ile Cys Ala Tyr Ala Xaa' Ala Cys Thr Gly Cys Xaa' (SEQID NO: 1125)
 Pro Gly Xaa' Thr Xaa' Cys Gly Glu Ile Cys Ala Tyr Ala Ala Xaa' Cys Thr Gly Cys (SEQID NO: 1126)

FIG. 2
(sheet 7 of 114)

Pro Gly Xaa' Thr Xaa' Cys Gly Glu Ile Cys Ala Tyr Ala Ala Xaa' Xaa' Cys Thr Gly Cys (SEQID NO: 1127)
 Pro Gly Xaa' Thr Xaa' Cys Gly Glu Ile Cys Ala Tyr Ala Ala Xaa' Cys Xaa' Thr Gly Cys (SEQID NO: 1128)
 Pro Gly Xaa' Thr Xaa' Cys Gly Glu Ile Cys Ala Tyr Ala Ala Xaa' Cys Thr Xaa' Gly Cys (SEQID NO: 1129)
 Pro Gly Xaa' Thr Xaa' Cys Gly Glu Ile Cys Ala Tyr Ala Ala Xaa' Cys Thr Gly Xaa' Cys (SEQID NO: 1130)
 Pro Gly Xaa' Thr Xaa' Cys Gly Glu Ile Cys Ala Tyr Ala Ala Xaa' Cys Thr Gly Cys Xaa' (SEQID NO: 1131)
 Pro Gly Xaa' Thr Xaa' Cys Gly Glu Ile Cys Ala Tyr Ala Ala Cys Xaa' Xaa' Thr Gly Cys (SEQID NO: 1132)
 Pro Gly Xaa' Thr Xaa' Cys Gly Glu Ile Cys Ala Tyr Ala Ala Cys Xaa' Thr Xaa' Gly Cys (SEQID NO: 1133)
 Pro Gly Xaa' Thr Xaa' Cys Gly Glu Ile Cys Ala Tyr Ala Ala Cys Xaa' Thr Gly Xaa' Cys (SEQID NO: 1134)
 Pro Gly Xaa' Thr Xaa' Cys Gly Glu Ile Cys Ala Tyr Ala Ala Cys Xaa' Thr Gly Cys Xaa' (SEQID NO: 1135)
 Pro Gly Xaa' Thr Xaa' Cys Gly Glu Ile Cys Ala Tyr Ala Ala Cys Xaa' Thr Gly Cys Xaa' (SEQID NO: 1136)
 Pro Gly Xaa' Thr Xaa' Cys Gly Glu Ile Cys Ala Tyr Ala Ala Cys Thr Xaa' Gly Cys (SEQID NO: 1137)
 Pro Gly Xaa' Thr Xaa' Cys Gly Glu Ile Cys Ala Tyr Ala Ala Cys Thr Xaa' Xaa' Gly Cys (SEQID NO: 1138)
 Pro Gly Xaa' Thr Xaa' Cys Gly Glu Ile Cys Ala Tyr Ala Ala Cys Thr Xaa' Gly Xaa' Cys (SEQID NO: 1139)
 Pro Gly Xaa' Thr Xaa' Cys Gly Glu Ile Cys Ala Tyr Ala Ala Cys Thr Xaa' Gly Cys Xaa' (SEQID NO: 1140)
 Pro Gly Xaa' Thr Xaa' Cys Gly Glu Ile Cys Ala Tyr Ala Ala Cys Thr Gly Xaa' Cys (SEQID NO: 1141)
 Pro Gly Xaa' Thr Xaa' Cys Gly Glu Ile Cys Ala Tyr Ala Ala Cys Thr Gly Xaa' Xaa' Cys (SEQID NO: 1142)
 Pro Gly Xaa' Thr Xaa' Cys Gly Glu Ile Cys Ala Tyr Ala Ala Cys Thr Gly Xaa' Cys Xaa' (SEQID NO: 1143)
 Pro Gly Xaa' Thr Xaa' Cys Gly Glu Ile Cys Ala Tyr Ala Ala Cys Thr Gly Cys Xaa' (SEQID NO: 1144)
 Pro Gly Xaa' Thr Xaa' Cys Gly Glu Ile Cys Ala Tyr Ala Ala Cys Thr Gly Cys Xaa' Xaa' (SEQID NO: 1145)
 Pro Gly Xaa' Thr Cys Xaa' Gly Glu Ile Cys Ala Tyr Ala Ala Cys Thr Gly Cys (SEQID NO: 1146)
 Pro Gly Xaa' Thr Cys Xaa' Xaa' Gly Glu Ile Cys Ala Tyr Ala Ala Cys Thr Gly Cys (SEQID NO: 1147)
 Pro Gly Xaa' Thr Cys Xaa' Xaa' Xaa' Gly Glu Ile Cys Ala Tyr Ala Ala Cys Thr Gly Cys (SEQID NO: 1148)
 Pro Gly Xaa' Thr Cys Xaa' Xaa' Gly Xaa' Glu Ile Cys Ala Tyr Ala Ala Cys Thr Gly Cys (SEQID NO: 1149)
 Pro Gly Xaa' Thr Cys Xaa' Xaa' Gly Glu Xaa' Ile Cys Ala Tyr Ala Ala Cys Thr Gly Cys (SEQID NO: 1150)
 Pro Gly Xaa' Thr Cys Xaa' Xaa' Gly Glu Ile Xaa' Cys Ala Tyr Ala Ala Cys Tyr Gly Cys (SEQID NO: 1151)
 Pro Gly Xaa' Thr Cys Xaa' Xaa' Gly Glu Ile Cys Xaa' Ala Tyr Ala Ala Cys Thr Gly Cys (SEQID NO: 1152)
 Pro Gly Xaa' Thr Cys Xaa' Xaa' Gly Glu Ile Cys Ala Xaa' Tyr Ala Ala Cys Thr Gly Cys (SEQID NO: 1153)
 Pro Gly Xaa' Thr Cys Xaa' Xaa' Gly Glu Ile Cys Ala Tyr Xaa' Ala Ala Cys Thr Gly Cys (SEQID NO: 1154)
 Pro Gly Xaa' Thr Cys Xaa' Xaa' Gly Glu Ile Cys Ala Tyr Ala Xaa' Ala Cys Thr Gly Cys (SEQID NO: 1155)
 Pro Gly Xaa' Thr Cys Xaa' Xaa' Gly Glu Ile Cys Ala Tyr Ala Ala Xaa' Cys Thr Gly Cys (SEQID NO: 1156)
 Pro Gly Xaa' Thr Cys Xaa' Xaa' Gly Glu Ile Cys Ala Tyr Ala Ala Cys Xaa' Thr Gly Cys (SEQID NO: 1157)
 Pro Gly Xaa' Thr Cys Xaa' Xaa' Gly Glu Ile Cys Ala Tyr Ala Ala Cys Thr Xaa' Gly Cys (SEQID NO: 1158)
 Pro Gly Xaa' Thr Cys Xaa' Xaa' Gly Glu Ile Cys Ala Tyr Ala Ala Cys Thr Gly Xaa' Cys (SEQID NO: 1159)
 Pro Gly Xaa' Thr Cys Xaa' Xaa' Gly Glu Ile Cys Ala Tyr Ala Ala Cys Thr Gly Cys Xaa' (SEQID NO: 1160)

FIG. 2
(sheet 8 of 114)

Pro Gly Xaa' Thr Cys Xaa' Gly Xaa' Glu Ile Cys Ala Tyr Ala Ala Cys Thr Gly Cys (SEQID NO: 1161)
 Pro Gly Xaa' Thr Cys Xaa' Gly Xaa' Xaa' Glu Ile Cys Ala Tyr Ala Ala Cys Thr Gly Cys (SEQID NO: 1162)
 Pro Gly Xaa' Thr Cys Xaa' Gly Xaa' Glu Xaa' Ile Cys Ala Tyr Ala Ala Cys Thr Gly Cys (SEQID NO: 1163)
 Pro Gly Xaa' Thr Cys Xaa' Gly Xaa' Glu Ile Xaa' Cys Ala Tyr Ala Ala Cys Thr Gly Cys (SEQID NO: 1164)
 Pro Gly Xaa' Thr Cys Xaa' Gly Xaa' Glu Ile Cys Xaa' Ala Tyr Ala Ala Cys Thr Gly Cys (SEQID NO: 1165)
 Pro Gly Xaa' Thr Cys Xaa' Gly Xaa' Glu Ile Cys Ala Xaa' Tyr Ala Ala Cys Thr Gly Cys (SEQID NO: 1166)
 Pro Gly Xaa' Thr Cys Xaa' Gly Xaa' Glu Ile Cys Ala Tyr Xaa' Ala Ala Cys Thr Gly Cys (SEQID NO: 1167)
 Pro Gly Xaa' Thr Cys Xaa' Gly Xaa' Glu Ile Cys Ala Tyr Ala Ala Xaa' Cys Thr Gly Cys (SEQID NO: 1168)
 Pro Gly Xaa' Thr Cys Xaa' Gly Xaa' Glu Ile Cys Ala Tyr Ala Ala Cys Xaa' Thr Gly Cys (SEQID NO: 1169)
 Pro Gly Xaa' Thr Cys Xaa' Gly Xaa' Glu Ile Cys Ala Tyr Ala Ala Cys Thr Xaa' Gly Cys (SEQID NO: 1170)
 Pro Gly Xaa' Thr Cys Xaa' Gly Xaa' Glu Ile Cys Ala Tyr Ala Ala Cys Thr Gly Xaa' Cys (SEQID NO: 1171)
 Pro Gly Xaa' Thr Cys Xaa' Gly Xaa' Glu Ile Cys Ala Tyr Ala Ala Cys Thr Gly Xaa' Cys (SEQID NO: 1172)
 Pro Gly Xaa' Thr Cys Xaa' Gly Xaa' Glu Ile Cys Ala Tyr Ala Ala Cys Thr Gly Cys Xaa' (SEQID NO: 1173)
 Pro Gly Xaa' Thr Cys Xaa' Gly Glu Xaa' Ile Cys Ala Tyr Ala Ala Cys Thr Gly Cys (SEQID NO: 1174)
 Pro Gly Xaa' Thr Cys Xaa' Gly Glu Xaa' Xaa' Ile Cys Ala Tyr Ala Ala Cys Thr Gly Cys (SEQID NO: 1175)
 Pro Gly Xaa' Thr Cys Xaa' Gly Glu Xaa' Ile Xaa' Cys Ala Tyr Ala Ala Cys Thr Gly Cys (SEQID NO: 1176)
 Pro Gly Xaa' Thr Cys Xaa' Gly Glu Xaa' Ile Cys Xaa' Ala Tyr Ala Ala Cys Thr Gly Cys (SEQID NO: 1177)
 Pro Gly Xaa' Thr Cys Xaa' Gly Glu Xaa' Ile Cys Ala Xaa' Tyr Ala Ala Cys Thr Gly Cys (SEQID NO: 1178)
 Pro Gly Xaa' Thr Cys Xaa' Gly Glu Xaa' Ile Cys Ala Tyr Xaa' Ala Ala Cys Thr Gly Cys (SEQID NO: 1179)
 Pro Gly Xaa' Thr Cys Xaa' Gly Glu Xaa' Ile Cys Ala Tyr Ala Xaa' Ala Cys Thr Gly Cys (SEQID NO: 1180)
 Pro Gly Xaa' Thr Cys Xaa' Gly Glu Xaa' Ile Cys Ala Tyr Ala Ala Xaa' Cys Thr Gly Cys (SEQID NO: 1181)
 Pro Gly Xaa' Thr Cys Xaa' Gly Glu Xaa' Ile Cys Ala Tyr Ala Ala Cys Xaa' Thr Gly Cys (SEQID NO: 1182)
 Pro Gly Xaa' Thr Cys Xaa' Gly Glu Xaa' Ile Cys Ala Tyr Ala Ala Cys Thr Xaa' Gly Cys (SEQID NO: 1183)
 Pro Gly Xaa' Thr Cys Xaa' Gly Glu Xaa' Ile Cys Ala Tyr Ala Ala Cys Thr Gly Xaa' Cys (SEQID NO: 1184)
 Pro Gly Xaa' Thr Cys Xaa' Gly Glu Xaa' Ile Cys Ala Tyr Ala Ala Cys Thr Gly Cys Xaa' (SEQID NO: 1185)
 Pro Gly Xaa' Thr Cys Xaa' Gly Glu Ile Xaa' Cys Ala Tyr Ala Ala Cys Thr Gly Cys (SEQID NO: 1186)
 Pro Gly Xaa' Thr Cys Xaa' Gly Glu Ile Xaa' Xaa' Cys Ala Tyr Ala Ala Cys Thr Gly Cys (SEQID NO: 1187)
 Pro Gly Xaa' Thr Cys Xaa' Gly Glu Ile Xaa' Cys Xaa' Ala Tyr Ala Ala Cys Thr Gly Cys (SEQID NO: 1188)
 Pro Gly Xaa' Thr Cys Xaa' Gly Glu Ile Xaa' Cys Ala Xaa' Tyr Ala Ala Cys Thr Gly Cys (SEQID NO: 1189)
 Pro Gly Xaa' Thr Cys Xaa' Gly Glu Ile Xaa' Cys Ala Tyr Xaa' Ala Ala Cys Thr Gly Cys (SEQID NO: 1190)
 Pro Gly Xaa' Thr Cys Xaa' Gly Glu Ile Xaa' Cys Ala Tyr Ala Xaa' Ala Cys Thr Gly Cys (SEQID NO: 1191)
 Pro Gly Xaa' Thr Cys Xaa' Gly Glu Ile Xaa' Cys Ala Tyr Ala Ala Xaa' Cys Thr Gly Cys (SEQID NO: 1192)
 Pro Gly Xaa' Thr Cys Xaa' Gly Glu Ile Xaa' Cys Ala Tyr Ala Ala Cys Xaa' Thr Gly Cys (SEQID NO: 1193)
 Pro Gly Xaa' Thr Cys Xaa' Gly Glu Ile Xaa' Cys Ala Tyr Ala Ala Cys Thr Xaa' Gly Cys (SEQID NO: 1194)

FIG. 2
(sheet 9 of 114)

27/226

Pro Gly Xaa' Thr Cys Xaa' Gly Glu Ile Xaa' Cys Ala Tyr Ala Ala Cys Thr Gly Xaa' Cys (SEQID NO: 1195)
 Pro Gly Xaa' Thr Cys Xaa' Gly Glu Ile Xaa' Cys Ala Tyr Ala Ala Cys Thr Gly Cys Xaa' (SEQID NO: 1196)
 Pro Gly Xaa' Thr Cys Xaa' Gly Glu Ile Cys Xaa' Ala Tyr Ala Ala Cys Thr Gly Cys (SEQID NO: 1197)
 Pro Gly Xaa' Thr Cys Xaa' Gly Glu Ile Cys Xaa' Xaa' Ala Tyr Ala Ala Cys Thr Gly Cys (SEQID NO: 1198)
 Pro Gly Xaa' Thr Cys Xaa' Gly Glu Ile Cys Xaa' Ala Xaa' Tyr Ala Ala Cys Thr Gly Cys (SEQID NO: 1199)
 Pro Gly Xaa' Thr Cys Xaa' Gly Glu Ile Cys Xaa' Ala Tyr Xaa' Ala Ala Cys Thr Gly Cys (SEQID NO: 1200)
 Pro Gly Xaa' Thr Cys Xaa' Gly Glu Ile Cys Xaa' Ala Tyr Ala Xaa' Ala Cys Thr Gly Cys (SEQID NO: 1201)
 Pro Gly Xaa' Thr Cys Xaa' Gly Glu Ile Cys Xaa' Ala Tyr Ala Ala Xaa' Cys Thr Gly Cys (SEQID NO: 1202)
 Pro Gly Xaa' Thr Cys Xaa' Gly Glu Ile Cys Xaa' Ala Tyr Ala Ala Cys Xaa' Thr Gly Cys (SEQID NO: 1203)
 Pro Gly Xaa' Thr Cys Xaa' Gly Glu Ile Cys Xaa' Ala Tyr Ala Ala Cys Thr Xaa' Gly Cys (SEQID NO: 1204)
 Pro Gly Xaa' Thr Cys Xaa' Gly Glu Ile Cys Xaa' Ala Tyr Ala Ala Cys Thr Gly Xaa' Cys (SEQID NO: 1205)
 Pro Gly Xaa' Thr Cys Xaa' Gly Glu Ile Cys Xaa' Ala Tyr Ala Ala Cys Thr Gly Cys Xaa' (SEQID NO: 1206)
 Pro Gly Xaa' Thr Cys Xaa' Gly Glu Ile Cys Ala Xaa' Tyr Ala Ala Cys Thr Gly Cys (SEQID NO: 1207)
 Pro Gly Xaa' Thr Cys Xaa' Gly Glu Ile Cys Ala Xaa' Xaa' Tyr Ala Ala Cys Thr Gly Cys (SEQID NO: 1208)
 Pro Gly Xaa' Thr Cys Xaa' Gly Glu Ile Cys Ala Xaa' Tyr Xaa' Ala Ala Cys Thr Gly Cys (SEQID NO: 1209)
 Pro Gly Xaa' Thr Cys Xaa' Gly Glu Ile Cys Ala Xaa' Tyr Ala Ala Xaa' Cys Thr Gly Cys (SEQID NO: 1211)
 Pro Gly Xaa' Thr Cys Xaa' Gly Glu Ile Cys Ala Xaa' Tyr Ala Ala Cys Xaa' Thr Gly Cys (SEQID NO: 1212)
 Pro Gly Xaa' Thr Cys Xaa' Gly Glu Ile Cys Ala Xaa' Tyr Ala Ala Cys Thr Xaa' Gly Cys (SEQID NO: 1213)
 Pro Gly Xaa' Thr Cys Xaa' Gly Glu Ile Cys Ala Xaa' Tyr Ala Ala Cys Thr Gly Xaa' Cys (SEQID NO: 1214)
 Pro Gly Xaa' Thr Cys Xaa' Gly Glu Ile Cys Ala Xaa' Tyr Ala Ala Cys Thr Gly Cys Xaa' (SEQID NO: 1215)
 Pro Gly Xaa' Thr Cys Xaa' Gly Glu Ile Cys Ala Tyr Xaa' Ala Ala Cys Thr Gly Cys (SEQID NO: 1216)
 Pro Gly Xaa' Thr Cys Xaa' Gly Glu Ile Cys Ala Tyr Xaa' Xaa' Ala Ala Cys Thr Gly Cys (SEQID NO: 1217)
 Pro Gly Xaa' Thr Cys Xaa' Gly Glu Ile Cys Ala Tyr Xaa' Ala Xaa' Ala Cys Thr Gly Cys (SEQID NO: 1218)
 Pro Gly Xaa' Thr Cys Xaa' Gly Glu Ile Cys Ala Tyr Xaa' Ala Ala Xaa' Cys Thr Gly Cys (SEQID NO: 1219)
 Pro Gly Xaa' Thr Cys Xaa' Gly Glu Ile Cys Ala Tyr Xaa' Ala Ala Cys Xaa' Thr Gly Cys (SEQID NO: 1220)
 Pro Gly Xaa' Thr Cys Xaa' Gly Glu Ile Cys Ala Tyr Xaa' Ala Ala Cys Thr Xaa' Gly Cys (SEQID NO: 1221)
 Pro Gly Xaa' Thr Cys Xaa' Gly Glu Ile Cys Ala Tyr Xaa' Ala Ala Cys Thr Gly Xaa' Cys (SEQID NO: 1222)
 Pro Gly Xaa' Thr Cys Xaa' Gly Glu Ile Cys Ala Tyr Xaa' Ala Ala Cys Thr Gly Cys Xaa' (SEQID NO: 1223)
 Pro Gly Xaa' Thr Cys Xaa' Gly Glu Ile Cys Ala Tyr Ala Xaa' Ala Cys Thr Gly Cys (SEQID NO: 1224)
 Pro Gly Xaa' Thr Cys Xaa' Gly Glu Ile Cys Ala Tyr Ala Xaa' Xaa' Ala Cys Thr Gly Cys (SEQID NO: 1225)
 Pro Gly Xaa' Thr Cys Xaa' Gly Glu Ile Cys Ala Tyr Ala Xaa' Ala Xaa' Cys Thr Gly Cys (SEQID NO: 1226)
 Pro Gly Xaa' Thr Cys Xaa' Gly Glu Ile Cys Ala Tyr Ala Xaa' Ala Cys Xaa' Thr Gly Cys (SEQID NO: 1227)
 Pro Gly Xaa' Thr Cys Xaa' Gly Glu Ile Cys Ala Tyr Ala Xaa' Ala Cys Thr Xaa' Gly Cys (SEQID NO: 1228)

FIG. 2
(sheet 10 of 114)

28/226

Pro Gly Xaa' Thr Cys Xaa' Gly Glu Ile Cys Ala Tyr Ala Xaa' Ala Cys Thr Gly Xaa' Cys (SEQID NO: 1228)
Pro Gly Xaa' Thr Cys Xaa' Gly Glu Ile Cys Ala Tyr Ala Xaa' Ala Cys Thr Gly Cys Xaa' (SEQID NO: 1230)
Pro Gly Xaa' Thr Cys Xaa' Gly Glu Ile Cys Ala Tyr Ala Ala Xaa' Cys Thr Gly Cys (SEQID NO: 1231)
Pro Gly Xaa' Thr Cys Xaa' Gly Glu Ile Cys Ala Tyr Ala Ala Xaa' Xaa' Cys Thr Gly Cys (SEQID NO: 1232)
Pro Gly Xaa' Thr Cys Xaa' Gly Glu Ile Cys Ala Tyr Ala Ala Xaa' Cys Thr Xaa' Gly Cys (SEQID NO: 1233)
Pro Gly Xaa' Thr Cys Xaa' Gly Glu Ile Cys Ala Tyr Ala Ala Xaa' Cys Thr Xaa' Gly Cys (SEQID NO: 1234)
Pro Gly Xaa' Thr Cys Xaa' Gly Glu Ile Cys Ala Tyr Ala Ala Xaa' Cys Thr Gly Xaa' Cys (SEQID NO: 1235)
Pro Gly Xaa' Thr Cys Xaa' Gly Glu Ile Cys Ala Tyr Ala Ala Xaa' Cys Thr Gly Cys Xaa' (SEQID NO: 1236)
Pro Gly Xaa' Thr Cys Xaa' Gly Glu Ile Cys Ala Tyr Ala Ala Cys Xaa' Thr Gly Cys (SEQID NO: 1237)
Pro Gly Xaa' Thr Cys Xaa' Gly Glu Ile Cys Ala Tyr Ala Ala Cys Xaa' Xaa' Thr Gly Cys (SEQID NO: 1238)
Pro Gly Xaa' Thr Cys Xaa' Gly Glu Ile Cys Ala Tyr Ala Ala Cys Xaa' Thr Xaa' Gly Cys (SEQID NO: 1239)
Pro Gly Xaa' Thr Cys Xaa' Gly Glu Ile Cys Ala Tyr Ala Ala Cys Xaa' Thr Gly Xaa' Cys (SEQID NO: 1240)
Pro Gly Xaa' Thr Cys Xaa' Gly Glu Ile Cys Ala Tyr Ala Ala Cys Xaa' Thr Gly Cys Xaa' (SEQID NO: 1241)
Pro Gly Xaa' Thr Cys Xaa' Gly Glu Ile Cys Ala Tyr Ala Ala Cys Thr Xaa' Gly Cys (SEQID NO: 1242)
Pro Gly Xaa' Thr Cys Xaa' Gly Glu Ile Cys Ala Tyr Ala Ala Cys Thr Xaa' Xaa' Gly Cys (SEQID NO: 1243)
Pro Gly Xaa' Thr Cys Xaa' Gly Glu Ile Cys Ala Tyr Ala Ala Cys Thr Xaa' Gly Xaa' Cys (SEQID NO: 1244)
Pro Gly Xaa' Thr Cys Xaa' Gly Glu Ile Cys Ala Tyr Ala Ala Cys Thr Xaa' Gly Cys Xaa' (SEQID NO: 1245)
Pro Gly Xaa' Thr Cys Xaa' Gly Glu Ile Cys Ala Tyr Ala Ala Cys Thr Gly Xaa' Cys (SEQID NO: 1246)
Pro Gly Xaa' Thr Cys Xaa' Gly Glu Ile Cys Ala Tyr Ala Ala Cys Thr Gly Xaa' Xaa' Cys (SEQID NO: 1247)
Pro Gly Xaa' Thr Cys Xaa' Gly Glu Ile Cys Ala Tyr Ala Ala Cys Thr Gly Xaa' Cys Xaa' (SEQID NO: 1248)
Pro Gly Xaa' Thr Cys Xaa' Gly Glu Ile Cys Ala Tyr Ala Ala Cys Thr Gly Cys Xaa' (SEQID NO: 1249)
Pro Gly Xaa' Thr Cys Xaa' Gly Glu Ile Cys Ala Tyr Ala Ala Cys Thr Gly Cys Xaa' Xaa' (SEQID NO: 1250)
Pro Gly Xaa' Thr Cys Gly Xaa' Glu Ile Cys Ala Tyr Ala Ala Cys Thr Gly Cys (SEQID NO: 1251)
Pro Gly Xaa' Thr Cys Gly Xaa' Xaa' Glu Ile Cys Ala Tyr Ala Ala Cys Thr Gly Cys (SEQID NO: 1252)
Pro Gly Xaa' Thr Cys Gly Xaa' Xaa' Glu Ile Cys Ala Tyr Ala Ala Cys Thr Gly Cys (SEQID NO: 1253)
Pro Gly Xaa' Thr Cys Gly Xaa' Xaa' Glu Ile Cys Ala Tyr Ala Ala Cys Thr Gly Cys (SEQID NO: 1254)
Pro Gly Xaa' Thr Cys Gly Xaa' Xaa' Glu Ile Cys Ala Tyr Ala Ala Cys Thr Gly Cys (SEQID NO: 1255)
Pro Gly Xaa' Thr Cys Gly Xaa' Xaa' Glu Ile Cys Ala Tyr Ala Ala Cys Thr Gly Cys (SEQID NO: 1256)
Pro Gly Xaa' Thr Cys Gly Xaa' Xaa' Glu Ile Cys Ala Tyr Ala Ala Cys Thr Gly Cys (SEQID NO: 1257)
Pro Gly Xaa' Thr Cys Gly Xaa' Xaa' Glu Ile Cys Ala Tyr Ala Ala Cys Thr Gly Cys (SEQID NO: 1258)
Pro Gly Xaa' Thr Cys Gly Xaa' Xaa' Glu Ile Cys Ala Tyr Ala Ala Cys Thr Gly Cys (SEQID NO: 1259)
Pro Gly Xaa' Thr Cys Gly Xaa' Xaa' Glu Ile Cys Ala Tyr Ala Ala Cys Thr Gly Cys (SEQID NO: 1260)
Pro Gly Xaa' Thr Cys Gly Xaa' Xaa' Glu Ile Cys Ala Tyr Ala Ala Cys Thr Gly Cys (SEQID NO: 1261)
Pro Gly Xaa' Thr Cys Gly Xaa' Xaa' Glu Ile Cys Ala Tyr Ala Ala Cys Thr Xaa' Gly Cys (SEQID NO: 1262)

FIG. 2
(sheet II of 114)

29/226

Pro Gly Xaa' Thr Cys Gly Xaa' Xaa' Glu Ile Cys Ala Tyr Ala Ala Cys Thr Gly Xaa' Cys (SEQID NO: 1263)
 Pro Gly Xaa' Thr Cys Gly Xaa' Xaa' Glu Ile Cys Ala Tyr Ala Ala Cys Thr Gly Cys Xaa' (SEQID NO: 1264)
 Pro Gly Xaa' Thr Cys Gly Xaa' Glu Xaa' Ile Cys Ala Tyr Ala Ala Cys Thr Gly Cys (SEQID NO: 1265)
 Pro Gly Xaa' Thr Cys Gly Xaa' Glu Xaa' Xaa' Ile Cys Ala Tyr Ala Ala Cys Thr Gly Cys (SEQID NO: 1266)
 Pro Gly Xaa' Thr Cys Gly Xaa' Glu Xaa' Ile Xaa' Cys Ala Tyr Ala Ala Cys Thr Gly Cys (SEQID NO: 1267)
 Pro Gly Xaa' Thr Cys Gly Xaa' Glu Xaa' Ile Cys Xaa' Ala Tyr Ala Ala Cys Thr Gly Cys (SEQID NO: 1268)
 Pro Gly Xaa' Thr Cys Gly Xaa' Glu Xaa' Ile Cys Ala Xaa' Tyr Ala Ala Cys Thr Gly Cys (SEQID NO: 1269)
 Pro Gly Xaa' Thr Cys Gly Xaa' Glu Xaa' Ile Cys Ala Tyr Xaa' Ala Ala Cys Thr Gly Cys (SEQID NO: 1270)
 Pro Gly Xaa' Thr Cys Gly Xaa' Glu Xaa' Ile Cys Ala Tyr Ala Ala Xaa' Ala Cys Thr Gly Cys (SEQID NO: 1271)
 Pro Gly Xaa' Thr Cys Gly Xaa' Glu Xaa' Ile Cys Ala Tyr Ala Ala Xaa' Cys Thr Gly Cys (SEQID NO: 1272)
 Pro Gly Xaa' Thr Cys Gly Xaa' Glu Xaa' Ile Cys Ala Tyr Ala Ala Cys Xaa' Thr Gly Cys (SEQID NO: 1273)
 Pro Gly Xaa' Thr Cys Gly Xaa' Glu Xaa' Ile Cys Ala Tyr Ala Ala Cys Thr Xaa' Gly Cys (SEQID NO: 1274)
 Pro Gly Xaa' Thr Cys Gly Xaa' Glu Xaa' Ile Cys Ala Tyr Ala Ala Cys Thr Gly Xaa' Cys (SEQID NO: 1275)
 Pro Gly Xaa' Thr Cys Gly Xaa' Glu Xaa' Ile Cys Ala Tyr Ala Ala Cys Thr Gly Cys Xaa' (SEQID NO: 1276)
 Pro Gly Xaa' Thr Cys Gly Xaa' Glu Ile Xaa' Cys Ala Tyr Ala Ala Cys Thr Gly Cys (SEQID NO: 1277)
 Pro Gly Xaa' Thr Cys Gly Xaa' Glu Ile Xaa' Xaa' Cys Ala Tyr Ala Ala Cys Thr Gly Cys (SEQID NO: 1278)
 Pro Gly Xaa' Thr Cys Gly Xaa' Glu Ile Xaa' Cys Xaa' Ala Tyr Ala Ala Cys Thr Gly Cys (SEQID NO: 1279)
 Pro Gly Xaa' Thr Cys Gly Xaa' Glu Ile Xaa' Cys Ala Xaa' Tyr Ala Ala Cys Thr Gly Cys (SEQID NO: 1280)
 Pro Gly Xaa' Thr Cys Gly Xaa' Glu Ile Xaa' Cys Ala Tyr Xaa' Ala Ala Cys Thr Gly Cys (SEQID NO: 1281)
 Pro Gly Xaa' Thr Cys Gly Xaa' Glu Ile Xaa' Cys Ala Tyr Ala Xaa' Ala Cys Thr Gly Cys (SEQID NO: 1282)
 Pro Gly Xaa' Thr Cys Gly Xaa' Glu Ile Xaa' Cys Ala Tyr Ala Ala Xaa' Cys Thr Gly Cys (SEQID NO: 1283)
 Pro Gly Xaa' Thr Cys Gly Xaa' Glu Ile Xaa' Cys Ala Tyr Ala Ala Cys Xaa' Thr Gly Cys (SEQID NO: 1284)
 Pro Gly Xaa' Thr Cys Gly Xaa' Glu Ile Xaa' Cys Ala Tyr Ala Ala Cys Thr Gly Cys Xaa' (SEQID NO: 1285)
 Pro Gly Xaa' Thr Cys Gly Xaa' Glu Ile Cys Xaa' Ala Tyr Ala Ala Cys Thr Gly Cys (SEQID NO: 1286)
 Pro Gly Xaa' Thr Cys Gly Xaa' Glu Ile Cys Xaa' Xaa' Ala Tyr Ala Ala Cys Thr Gly Cys (SEQID NO: 1287)
 Pro Gly Xaa' Thr Cys Gly Xaa' Glu Ile Cys Xaa' Ala Xaa' Tyr Ala Ala Cys Thr Gly Cys (SEQID NO: 1288)
 Pro Gly Xaa' Thr Cys Gly Xaa' Glu Ile Cys Xaa' Ala Tyr Xaa' Ala Ala Cys Thr Gly Cys (SEQID NO: 1289)
 Pro Gly Xaa' Thr Cys Gly Xaa' Glu Ile Cys Xaa' Ala Tyr Ala Xaa' Ala Cys Thr Gly Cys (SEQID NO: 1290)
 Pro Gly Xaa' Thr Cys Gly Xaa' Glu Ile Cys Xaa' Ala Tyr Ala Xaa' Ala Cys Thr Gly Cys (SEQID NO: 1291)
 Pro Gly Xaa' Thr Cys Gly Xaa' Glu Ile Cys Xaa' Ala Tyr Ala Xaa' Ala Cys Thr Gly Cys (SEQID NO: 1292)
 Pro Gly Xaa' Thr Cys Gly Xaa' Glu Ile Cys Xaa' Ala Tyr Ala Ala Xaa' Cys Thr Gly Cys (SEQID NO: 1293)
 Pro Gly Xaa' Thr Cys Gly Xaa' Glu Ile Cys Xaa' Ala Tyr Ala Ala Cys Xaa' Thr Gly Cys (SEQID NO: 1294)
 Pro Gly Xaa' Thr Cys Gly Xaa' Glu Ile Cys Xaa' Ala Tyr Ala Ala Cys Thr Xaa' Gly Cys (SEQID NO: 1295)
 Pro Gly Xaa' Thr Cys Gly Xaa' Glu Ile Cys Xaa' Ala Tyr Ala Ala Cys Thr Gly Xaa' Cys (SEQID NO: 1296)

FIG. 2
(sheet 12 of 114)

Pro Gly Xaa' Thr Cys Gly Xaa' Glu Ile Cys Xaa' Ala Tyr Ala Ala Cys Thr Gly Cys Xaa' (SEQID NO: 1297)
Pro Gly Xaa' Thr Cys Gly Xaa' Glu Ile Cys Ala Xaa' Tyr Ala Ala Cys Thr Gly Cys (SEQID NO: 1298)
Pro Gly Xaa' Thr Cys Gly Xaa' Glu Ile Cys Ala Xaa' Xaa' Tyr Ala Ala Cys Thr Gly Cys (SEQID NO: 1299)
Pro Gly Xaa' Thr Cys Gly Xaa' Glu Ile Cys Ala Xaa' Tyr Xaa' Ala Ala Cys Thr Gly Cys (SEQID NO: 1300)
Pro Gly Xaa' Thr Cys Gly Xaa' Glu Ile Cys Ala Xaa' Tyr Ala Xaa' Ala Cys Thr Gly Cys (SEQID NO: 1301)
Pro Gly Xaa' Thr Cys Gly Xaa' Glu Ile Cys Ala Xaa' Tyr Ala Ala Xaa' Cys Thr Gly Cys (SEQID NO: 1302)
Pro Gly Xaa' Thr Cys Gly Xaa' Glu Ile Cys Ala Xaa' Tyr Ala Ala Cys Xaa' Thr Gly Cys (SEQID NO: 1303)
Pro Gly Xaa' Thr Cys Gly Xaa' Glu Ile Cys Ala Xaa' Tyr Ala Ala Cys Thr Xaa' Gly Cys (SEQID NO: 1304)
Pro Gly Xaa' Thr Cys Gly Xaa' Glu Ile Cys Ala Xaa' Tyr Ala Ala Cys Thr Gly Xaa' Cys (SEQID NO: 1305)
Pro Gly Xaa' Thr Cys Gly Xaa' Glu Ile Cys Ala Xaa' Tyr Ala Ala Cys Thr Gly Cys Xaa' (SEQID NO: 1306)
Pro Gly Xaa' Thr Cys Gly Xaa' Glu Ile Cys Ala Tyr Xaa' Ala Ala Cys Thr Gly Cys (SEQID NO: 1307)
Pro Gly Xaa' Thr Cys Gly Xaa' Glu Ile Cys Ala Tyr Xaa' Xaa' Ala Ala Cys Thr Gly Cys (SEQID NO: 1308)
Pro Gly Xaa' Thr Cys Gly Xaa' Glu Ile Cys Ala Tyr Xaa' Ala Xaa' Ala Cys Thr Gly Cys (SEQID NO: 1309)
Pro Gly Xaa' Thr Cys Gly Xaa' Glu Ile Cys Ala Tyr Xaa' Ala Ala Xaa' Cys Thr Gly Cys (SEQID NO: 1310)
Pro Gly Xaa' Thr Cys Gly Xaa' Glu Ile Cys Ala Tyr Xaa' Ala Ala Cys Xaa' Thr Gly Cys (SEQID NO: 1311)
Pro Gly Xaa' Thr Cys Gly Xaa' Glu Ile Cys Ala Tyr Xaa' Ala Ala Cys Thr Xaa' Gly Cys (SEQID NO: 1312)
Pro Gly Xaa' Thr Cys Gly Xaa' Glu Ile Cys Ala Tyr Xaa' Ala Ala Cys Thr Gly Xaa' Cys (SEQID NO: 1313)
Pro Gly Xaa' Thr Cys Gly Xaa' Glu Ile Cys Ala Tyr Xaa' Ala Ala Cys Thr Gly Cys Xaa' (SEQID NO: 1314)
Pro Gly Xaa' Thr Cys Gly Xaa' Glu Ile Cys Ala Tyr Ala Xaa' Ala Cys Thr Gly Cys (SEQID NO: 1315)
Pro Gly Xaa' Thr Cys Gly Xaa' Glu Ile Cys Ala Tyr Ala Xaa' Xaa' Ala Cys Thr Gly Cys (SEQID NO: 1316)
Pro Gly Xaa' Thr Cys Gly Xaa' Glu Ile Cys Ala Tyr Ala Xaa' Ala Xaa' Cys Thr Gly Cys (SEQID NO: 1317)
Pro Gly Xaa' Thr Cys Gly Xaa' Glu Ile Cys Ala Tyr Ala Xaa' Ala Cys Xaa' Thr Gly Cys (SEQID NO: 1318)
Pro Gly Xaa' Thr Cys Gly Xaa' Glu Ile Cys Ala Tyr Ala Xaa' Ala Cys Thr Xaa' Gly Cys (SEQID NO: 1319)
Pro Gly Xaa' Thr Cys Gly Xaa' Glu Ile Cys Ala Tyr Ala Xaa' Ala Cys Thr Gly Xaa' Cys (SEQID NO: 1320)
Pro Gly Xaa' Thr Cys Gly Xaa' Glu Ile Cys Ala Tyr Ala Xaa' Ala Cys Thr Gly Cys Xaa' (SEQID NO: 1321)
Pro Gly Xaa' Thr Cys Gly Xaa' Glu Ile Cys Ala Tyr Ala Ala Xaa' Cys Thr Gly Cys (SEQID NO: 1322)
Pro Gly Xaa' Thr Cys Gly Xaa' Glu Ile Cys Ala Tyr Ala Ala Xaa' Xaa' Cys Thr Gly Cys (SEQID NO: 1323)
Pro Gly Xaa' Thr Cys Gly Xaa' Glu Ile Cys Ala Tyr Ala Ala Xaa' Cys Xaa' Thr Gly Cys (SEQID NO: 1324)
Pro Gly Xaa' Thr Cys Gly Xaa' Glu Ile Cys Ala Tyr Ala Ala Xaa' Cys Thr Xaa' Gly Cys (SEQID NO: 1325)
Pro Gly Xaa' Thr Cys Gly Xaa' Glu Ile Cys Ala Tyr Ala Ala Xaa' Cys Thr Gly Xaa' Cys (SEQID NO: 1326)
Pro Gly Xaa' Thr Cys Gly Xaa' Glu Ile Cys Ala Tyr Ala Ala Xaa' Cys Thr Gly Cys Xaa' (SEQID NO: 1327)
Pro Gly Xaa' Thr Cys Gly Xaa' Glu Ile Cys Ala Tyr Ala Ala Cys Xaa' Thr Gly Cys (SEQID NO: 1328)
Pro Gly Xaa' Thr Cys Gly Xaa' Glu Ile Cys Ala Tyr Ala Ala Cys Xaa' Xaa' Thr Gly Cys (SEQID NO: 1329)
Pro Gly Xaa' Thr Cys Gly Xaa' Glu Ile Cys Ala Tyr Ala Ala Cys Xaa' Thr Xaa' Gly Cys (SEQID NO: 1330)

FIG. 2
(sheet 13 of 114)

Pro Gly Xaa' Thr Cys Gly Xaa' Glu Ile Cys Ala Tyr Ala Ala Cys Xaa' Thr Gly Xaa' Cys (SEQID NO: 1331)
 Pro Gly Xaa' Thr Cys Gly Xaa' Glu Ile Cys Ala Tyr Ala Ala Cys Xaa' Thr Gly Cys Xaa' (SEQID NO: 1332)
 Pro Gly Xaa' Thr Cys Gly Xaa' Glu Ile Cys Ala Tyr Ala Ala Cys Thr Xaa' Gly Cys (SEQID NO: 1333)
 Pro Gly Xaa' Thr Cys Gly Xaa' Glu Ile Cys Ala Tyr Ala Ala Cys Thr Xaa' Xaa' Gly Cys (SEQID NO: 1334)
 Pro Gly Xaa' Thr Cys Gly Xaa' Glu Ile Cys Ala Tyr Ala Ala Cys Thr Xaa' Gly Xaa' Cys (SEQID NO: 1335)
 Pro Gly Xaa' Thr Cys Gly Xaa' Glu Ile Cys Ala Tyr Ala Ala Cys Thr Xaa' Gly Cys Xaa' (SEQID NO: 1336)
 Pro Gly Xaa' Thr Cys Gly Xaa' Glu Ile Cys Ala Tyr Ala Ala Cys Thr Gly Xaa' Cys (SEQID NO: 1337)
 Pro Gly Xaa' Thr Cys Gly Xaa' Glu Ile Cys Ala Tyr Ala Ala Cys Thr Gly Xaa' Xaa' Cys (SEQID NO: 1338)
 Pro Gly Xaa' Thr Cys Gly Xaa' Glu Ile Cys Ala Tyr Ala Ala Cys Thr Gly Xaa' Cys Xaa' (SEQID NO: 1339)
 Pro Gly Xaa' Thr Cys Gly Xaa' Glu Ile Cys Ala Tyr Ala Ala Cys Thr Gly Cys Xaa' (SEQID NO: 1340)
 Pro Gly Xaa' Thr Cys Gly Xaa' Glu Ile Cys Ala Tyr Ala Ala Cys Thr Gly Cys Xaa' Xaa' (SEQID NO: 1341)
 Pro Gly Xaa' Thr Cys Gly Xaa' Ile Cys Ala Tyr Ala Ala Cys Thr Gly Cys (SEQID NO: 1342)
 Pro Gly Xaa' Thr Cys Gly Glu Xaa' Xaa' Ile Cys Ala Tyr Ala Ala Cys Thr Gly Cys (SEQID NO: 1343)
 Pro Gly Xaa' Thr Cys Gly Glu Xaa' Xaa' Ile Xaa' Cys Ala Tyr Ala Ala Cys Thr Gly Cys (SEQID NO: 1344)
 Pro Gly Xaa' Thr Cys Gly Glu Xaa' Xaa' Ile Cys Xaa' Ala Tyr Ala Ala Cys Thr Gly Cys (SEQID NO: 1345)
 Pro Gly Xaa' Thr Cys Gly Glu Xaa' Xaa' Ile Cys Ala Xaa' Tyr Ala Ala Cys Thr Gly Cys (SEQID NO: 1346)
 Pro Gly Xaa' Thr Cys Gly Glu Xaa' Xaa' Ile Cys Ala Tyr Ala Xaa' Ala Cys Thr Gly Cys (SEQID NO: 1347)
 Pro Gly Xaa' Thr Cys Gly Glu Xaa' Xaa' Ile Cys Ala Tyr Xaa' Ala Ala Cys Thr Gly Cys (SEQID NO: 1348)
 Pro Gly Xaa' Thr Cys Gly Glu Xaa' Xaa' Ile Cys Ala Tyr Ala Xaa' Ala Cys Thr Gly Cys (SEQID NO: 1349)
 Pro Gly Xaa' Thr Cys Gly Glu Xaa' Xaa' Ile Cys Ala Tyr Ala Ala Xaa' Cys Thr Gly Cys (SEQID NO: 1350)
 Pro Gly Xaa' Thr Cys Gly Glu Xaa' Xaa' Ile Cys Ala Tyr Ala Ala Cys Xaa' Thr Gly Cys (SEQID NO: 1351)
 Pro Gly Xaa' Thr Cys Gly Glu Xaa' Xaa' Ile Cys Ala Tyr Ala Ala Cys Thr Xaa' Gly Cys (SEQID NO: 1352)
 Pro Gly Xaa' Thr Cys Gly Glu Xaa' Xaa' Ile Cys Ala Tyr Ala Ala Cys Thr Gly Xaa' Cys (SEQID NO: 1353)
 Pro Gly Xaa' Thr Cys Gly Glu Xaa' Xaa' Ile Cys Ala Tyr Ala Ala Cys Thr Gly Cys Xaa' (SEQID NO: 1354)
 Pro Gly Xaa' Thr Cys Gly Glu Xaa' Ile Xaa' Cys Ala Tyr Ala Ala Cys Thr Gly Cys (SEQID NO: 1355)
 Pro Gly Xaa' Thr Cys Gly Glu Xaa' Ile Xaa' Xaa' Cys Ala Tyr Ala Ala Cys Thr Gly Cys (SEQID NO: 1356)
 Pro Gly Xaa' Thr Cys Gly Glu Xaa' Ile Xaa' Cys Ala Tyr Ala Ala Cys Thr Gly Cys (SEQID NO: 1357)
 Pro Gly Xaa' Thr Cys Gly Glu Xaa' Ile Xaa' Cys Ala Xaa' Tyr Ala Ala Cys Thr Gly Cys (SEQID NO: 1358)
 Pro Gly Xaa' Thr Cys Gly Glu Xaa' Ile Xaa' Cys Ala Tyr Xaa' Ala Ala Cys Thr Gly Cys (SEQID NO: 1359)
 Pro Gly Xaa' Thr Cys Gly Glu Xaa' Ile Xaa' Cys Ala Tyr Ala Xaa' Ala Cys Thr Gly Cys (SEQID NO: 1360)
 Pro Gly Xaa' Thr Cys Gly Glu Xaa' Ile Xaa' Cys Ala Tyr Ala Ala Xaa' Cys Thr Gly Cys (SEQID NO: 1361)
 Pro Gly Xaa' Thr Cys Gly Glu Xaa' Ile Xaa' Cys Ala Tyr Ala Ala Cys Xaa' Thr Gly Cys (SEQID NO: 1362)
 Pro Gly Xaa' Thr Cys Gly Glu Xaa' Ile Xaa' Cys Ala Tyr Ala Ala Cys Thr Xaa' Gly Cys (SEQID NO: 1363)
 Pro Gly Xaa' Thr Cys Gly Glu Xaa' Ile Xaa' Cys Ala Tyr Ala Ala Cys Thr Gly Xaa' Cys (SEQID NO: 1364)

FIG. 2
(sheet 14 of 114)

32/226

Pro Gly Xaa' Thr Cys Gly Glu Xaa' Ile Xaa' Cys Ala Tyr Ala Ala Cys Thr Gly Cys Xaa' (SEQID NO: 1365)
 Pro Gly Xaa' Thr Cys Gly Glu Xaa' Ile Cys Xaa' Ala Tyr Ala Ala Cys Thr Gly Cys (SEQID NO: 1366)
 Pro Gly Xaa' Thr Cys Gly Glu Xaa' Ile Cys Xaa' Xaa' Ala Tyr Ala Ala Cys Thr Gly Cys (SEQID NO: 1367)
 Pro Gly Xaa' Thr Cys Gly Glu Xaa' Ile Cys Xaa' Ala Xaa' Tyr Ala Ala Cys Thr Gly Cys (SEQID NO: 1368)
 Pro Gly Xaa' Thr Cys Gly Glu Xaa' Ile Cys Xaa' Ala Tyr Xaa' Ala Ala Cys Thr Gly Cys (SEQID NO: 1369)
 Pro Gly Xaa' Thr Cys Gly Glu Xaa' Ile Cys Xaa' Ala Tyr Ala Ala Xaa' Cys Thr Gly Cys (SEQID NO: 1370)
 Pro Gly Xaa' Thr Cys Gly Glu Xaa' Ile Cys Xaa' Ala Tyr Ala Ala Cys Xaa' Thr Gly Cys (SEQID NO: 1371)
 Pro Gly Xaa' Thr Cys Gly Glu Xaa' Ile Cys Xaa' Ala Tyr Ala Ala Cys Thr Xaa' Gly Cys (SEQID NO: 1372)
 Pro Gly Xaa' Thr Cys Gly Glu Xaa' Ile Cys Xaa' Ala Tyr Ala Ala Cys Thr Gly Xaa' Cys (SEQID NO: 1373)
 Pro Gly Xaa' Thr Cys Gly Glu Xaa' Ile Cys Xaa' Ala Tyr Ala Ala Cys Thr Gly Cys Xaa' (SEQID NO: 1374)
 Pro Gly Xaa' Thr Cys Gly Glu Xaa' Ile Cys Ala Xaa' Tyr Ala Ala Cys Thr Gly Cys (SEQID NO: 1375)
 Pro Gly Xaa' Thr Cys Gly Glu Xaa' Ile Cys Ala Xaa' Xaa' Tyr Ala Ala Cys Thr Gly Cys (SEQID NO: 1376)
 Pro Gly Xaa' Thr Cys Gly Glu Xaa' Ile Cys Ala Xaa' Tyr Xaa' Ala Ala Cys Thr Gly Cys (SEQID NO: 1377)
 Pro Gly Xaa' Thr Cys Gly Glu Xaa' Ile Cys Ala Xaa' Tyr Ala Xaa' Ala Cys Thr Gly Cys (SEQID NO: 1378)
 Pro Gly Xaa' Thr Cys Gly Glu Xaa' Ile Cys Ala Xaa' Tyr Ala Ala Xaa' Cys Thr Gly Cys (SEQID NO: 1379)
 Pro Gly Xaa' Thr Cys Gly Glu Xaa' Ile Cys Ala Xaa' Tyr Ala Ala Cys Xaa' Thr Gly Cys (SEQID NO: 1380)
 Pro Gly Xaa' Thr Cys Gly Glu Xaa' Ile Cys Ala Xaa' Tyr Ala Ala Cys Thr Xaa' Gly Cys (SEQID NO: 1381)
 Pro Gly Xaa' Thr Cys Gly Glu Xaa' Ile Cys Ala Xaa' Tyr Ala Ala Cys Thr Gly Xaa' Cys (SEQID NO: 1382)
 Pro Gly Xaa' Thr Cys Gly Glu Xaa' Ile Cys Ala Xaa' Tyr Ala Ala Cys Thr Gly Cys Xaa' (SEQID NO: 1383)
 Pro Gly Xaa' Thr Cys Gly Glu Xaa' Ile Cys Ala Tyr Xaa' Ala Ala Cys Thr Gly Cys (SEQID NO: 1384)
 Pro Gly Xaa' Thr Cys Gly Glu Xaa' Ile Cys Ala Tyr Xaa' Xaa' Ala Ala Cys Thr Gly Cys (SEQID NO: 1385)
 Pro Gly Xaa' Thr Cys Gly Glu Xaa' Ile Cys Ala Tyr Xaa' Ala Xaa' Ala Cys Thr Gly Cys (SEQID NO: 1386)
 Pro Gly Xaa' Thr Cys Gly Glu Xaa' Ile Cys Ala Tyr Xaa' Ala Ala Xaa' Cys Thr Gly Cys (SEQID NO: 1387)
 Pro Gly Xaa' Thr Cys Gly Glu Xaa' Ile Cys Ala Tyr Xaa' Ala Ala Xaa' Cys Thr Gly Cys (SEQID NO: 1388)
 Pro Gly Xaa' Thr Cys Gly Glu Xaa' Ile Cys Ala Tyr Xaa' Ala Ala Cys Xaa' Thr Gly Cys (SEQID NO: 1389)
 Pro Gly Xaa' Thr Cys Gly Glu Xaa' Ile Cys Ala Tyr Xaa' Ala Ala Cys Thr Xaa' Gly Cys (SEQID NO: 1390)
 Pro Gly Xaa' Thr Cys Gly Glu Xaa' Ile Cys Ala Tyr Xaa' Ala Ala Cys Thr Gly Xaa' Cys (SEQID NO: 1391)
 Pro Gly Xaa' Thr Cys Gly Glu Xaa' Ile Cys Ala Tyr Ala Xaa' Ala Cys Thr Gly Cys (SEQID NO: 1392)
 Pro Gly Xaa' Thr Cys Gly Glu Xaa' Ile Cys Ala Tyr Ala Xaa' Xaa' Ala Cys Thr Gly Cys (SEQID NO: 1393)
 Pro Gly Xaa' Thr Cys Gly Glu Xaa' Ile Cys Ala Tyr Ala Xaa' Ala Xaa' Cys Thr Gly Cys (SEQID NO: 1394)
 Pro Gly Xaa' Thr Cys Gly Glu Xaa' Ile Cys Ala Tyr Ala Xaa' Ala Xaa' Cys Thr Gly Cys (SEQID NO: 1395)
 Pro Gly Xaa' Thr Cys Gly Glu Xaa' Ile Cys Ala Tyr Ala Xaa' Ala Cys Xaa' Thr Gly Cys (SEQID NO: 1396)
 Pro Gly Xaa' Thr Cys Gly Glu Xaa' Ile Cys Ala Tyr Ala Xaa' Ala Cys Thr Xaa' Gly Cys (SEQID NO: 1397)
 Pro Gly Xaa' Thr Cys Gly Glu Xaa' Ile Cys Ala Tyr Ala Xaa' Ala Cys Thr Gly Xaa' Cys (SEQID NO: 1398)

FIG. 2
(sheet 15 of 114)

33/226

Pro Gly Xaa' Thr Cys Gly Glu Xaa' Ile Cys Ala Tyr Ala Xaa' Ala Cys Thr Gly Cys Xaa' (SEQID NO: 1399)
 Pro Gly Xaa' Thr Cys Gly Glu Xaa' Ile Cys Ala Tyr Ala Ala Xaa' Cys Thr Gly Cys (SEQID NO: 1400)
 Pro Gly Xaa' Thr Cys Gly Glu Xaa' Ile Cys Ala Tyr Ala Ala Xaa' Xaa' Cys Thr Gly Cys (SEQID NO: 1401)
 Pro Gly Xaa' Thr Cys Gly Glu Xaa' Ile Cys Ala Tyr Ala Ala Xaa' Cys Xaa' Thr Gly Cys (SEQID NO: 1402)
 Pro Gly Xaa' Thr Cys Gly Glu Xaa' Ile Cys Ala Tyr Ala Ala Xaa' Cys Thr Xaa' Gly Cys (SEQID NO: 1403)
 Pro Gly Xaa' Thr Cys Gly Glu Xaa' Ile Cys Ala Tyr Ala Ala Xaa' Cys Thr Gly Xaa' Cys (SEQID NO: 1404)
 Pro Gly Xaa' Thr Cys Gly Glu Xaa' Ile Cys Ala Tyr Ala Ala Xaa' Cys Thr Gly Cys Xaa' (SEQID NO: 1405)
 Pro Gly Xaa' Thr Cys Gly Glu Xaa' Ile Cys Ala Tyr Ala Ala Cys Xaa' Thr Gly Cys (SEQID NO: 1406)
 Pro Gly Xaa' Thr Cys Gly Glu Xaa' Ile Cys Ala Tyr Ala Ala Cys Xaa' Xaa' Thr Gly Cys (SEQID NO: 1407)
 Pro Gly Xaa' Thr Cys Gly Glu Xaa' Ile Cys Ala Tyr Ala Ala Cys Xaa' Thr Xaa' Gly Cys (SEQID NO: 1408)
 Pro Gly Xaa' Thr Cys Gly Glu Xaa' Ile Cys Ala Tyr Ala Ala Cys Xaa' Thr Gly Xaa' Cys (SEQID NO: 1409)
 Pro Gly Xaa' Thr Cys Gly Glu Xaa' Ile Cys Ala Tyr Ala Ala Cys Xaa' Thr Gly Cys Xaa' (SEQID NO: 1410)
 Pro Gly Xaa' Thr Cys Gly Glu Xaa' Ile Cys Ala Tyr Ala Ala Cys Thr Xaa' Xaa' Gly Cys (SEQID NO: 1411)
 Pro Gly Xaa' Thr Cys Gly Glu Xaa' Ile Cys Ala Tyr Ala Ala Cys Thr Xaa' Xaa' Gly Cys (SEQID NO: 1412)
 Pro Gly Xaa' Thr Cys Gly Glu Xaa' Ile Cys Ala Tyr Ala Ala Cys Thr Xaa' Gly Xaa' Cys (SEQID NO: 1413)
 Pro Gly Xaa' Thr Cys Gly Glu Xaa' Ile Cys Ala Tyr Ala Ala Cys Thr Xaa' Gly Cys Xaa' (SEQID NO: 1414)
 Pro Gly Xaa' Thr Cys Gly Glu Xaa' Ile Cys Ala Tyr Ala Ala Cys Thr Gly Xaa' Cys (SEQID NO: 1415)
 Pro Gly Xaa' Thr Cys Gly Glu Xaa' Ile Cys Ala Tyr Ala Ala Cys Thr Gly Xaa' Xaa' Cys (SEQID NO: 1416)
 Pro Gly Xaa' Thr Cys Gly Glu Xaa' Ile Cys Ala Tyr Ala Ala Cys Thr Gly Xaa' Cys Xaa' (SEQID NO: 1417)
 Pro Gly Xaa' Thr Cys Gly Glu Xaa' Ile Cys Ala Tyr Ala Ala Cys Thr Gly Cys Xaa' (SEQID NO: 1418)
 Pro Gly Xaa' Thr Cys Gly Glu Xaa' Ile Cys Ala Tyr Ala Ala Cys Thr Gly Cys Xaa' Xaa' (SEQID NO: 1419)
 Pro Gly Xaa' Thr Cys Gly Glu Ile Xaa' Cys Ala Tyr Ala Ala Cys Thr Gly Cys (SEQID NO: 1420)
 Pro Gly Xaa' Thr Cys Gly Glu Ile Xaa' Xaa' Cys Ala Tyr Ala Ala Cys Thr Gly Cys (SEQID NO: 1421)
 Pro Gly Xaa' Thr Cys Gly Glu Ile Xaa' Xaa' Xaa' Cys Ala Tyr Ala Ala Cys Thr Gly Cys (SEQID NO: 1422)
 Pro Gly Xaa' Thr Cys Gly Glu Ile Xaa' Xaa' Cys Xaa' Ala Tyr Ala Ala Cys Thr Gly Cys (SEQID NO: 1423)
 Pro Gly Xaa' Thr Cys Gly Glu Ile Xaa' Xaa' Cys Ala Xaa' Tyr Ala Ala Cys Thr Gly Cys (SEQID NO: 1424)
 Pro Gly Xaa' Thr Cys Gly Glu Ile Xaa' Xaa' Cys Ala Tyr Xaa' Ala Ala Cys Thr Gly Cys (SEQID NO: 1425)
 Pro Gly Xaa' Thr Cys Gly Glu Ile Xaa' Xaa' Cys Ala Tyr Ala Xaa' Ala Cys Thr Gly Cys (SEQID NO: 1426)
 Pro Gly Xaa' Thr Cys Gly Glu Ile Xaa' Xaa' Cys Ala Tyr Ala Ala Xaa' Cys Thr Gly Cys (SEQID NO: 1427)
 Pro Gly Xaa' Thr Cys Gly Glu Ile Xaa' Xaa' Cys Ala Tyr Ala Ala Cys Xaa' Thr Gly Cys (SEQID NO: 1428)
 Pro Gly Xaa' Thr Cys Gly Glu Ile Xaa' Xaa' Cys Ala Tyr Ala Ala Cys Thr Xaa' Gly Cys (SEQID NO: 1429)
 Pro Gly Xaa' Thr Cys Gly Glu Ile Xaa' Xaa' Cys Ala Tyr Ala Ala Cys Thr Gly Xaa' Cys (SEQID NO: 1430)
 Pro Gly Xaa' Thr Cys Gly Glu Ile Xaa' Xaa' Cys Ala Tyr Ala Ala Cys Thr Gly Cys Xaa' (SEQID NO: 1431)
 Pro Gly Xaa' Thr Cys Gly Glu Ile Xaa' Cys Xaa' Ala Tyr Ala Ala Cys Thr Gly Cys (SEQID NO: 1432)

FIG. 2
(sheet 16 of 114)

Pro Gly Xaa' Thr Cys Gly Glu Ile Xaa' Cys Xaa' Xaa' Ala Tyr Ala Ala Cys Thr Gly Cys (SEQID NO: 1433)
 Pro Gly Xaa' Thr Cys Gly Glu Ile Xaa' Cys Xaa' Ala Xaa' Tyr Ala Ala Cys Thr Gly Cys (SEQID NO: 1434)
 Pro Gly Xaa' Thr Cys Gly Glu Ile Xaa' Cys Xaa' Ala Tyr Xaa' Ala Ala Cys Thr Gly Cys (SEQID NO: 1435)
 Pro Gly Xaa' Thr Cys Gly Glu Ile Xaa' Cys Xaa' Ala Tyr Ala Xaa' Ala Cys Thr Gly Cys (SEQID NO: 1436)
 Pro Gly Xaa' Thr Cys Gly Glu Ile Xaa' Cys Xaa' Ala Tyr Ala Ala Xaa' Cys Thr Gly Cys (SEQID NO: 1437)
 Pro Gly Xaa' Thr Cys Gly Glu Ile Xaa' Cys Xaa' Ala Tyr Ala Ala Cys Xaa' Thr Gly Cys (SEQID NO: 1438)
 Pro Gly Xaa' Thr Cys Gly Glu Ile Xaa' Cys Xaa' Ala Tyr Ala Ala Cys Thr Xaa' Gly Cys (SEQID NO: 1439)
 Pro Gly Xaa' Thr Cys Gly Glu Ile Xaa' Cys Xaa' Ala Tyr Ala Ala Cys Thr Gly Xaa' Cys (SEQID NO: 1440)
 Pro Gly Xaa' Thr Cys Gly Glu Ile Xaa' Cys Xaa' Ala Tyr Ala Ala Cys Thr Gly Cys Xaa' (SEQID NO: 1441)
 Pro Gly Xaa' Thr Cys Gly Glu Ile Xaa' Cys Ala Xaa' Tyr Ala Ala Cys Thr Gly Cys (SEQID NO: 1442)
 Pro Gly Xaa' Thr Cys Gly Glu Ile Xaa' Cys Ala Xaa' Xaa' Tyr Ala Ala Cys Thr Gly Cys (SEQID NO: 1443)
 Pro Gly Xaa' Thr Cys Gly Glu Ile Xaa' Cys Ala Xaa' Tyr Xaa' Ala Ala Cys Thr Gly Cys (SEQID NO: 1444)
 Pro Gly Xaa' Thr Cys Gly Glu Ile Xaa' Cys Ala Xaa' Tyr Ala Xaa' Ala Cys Thr Gly Cys (SEQID NO: 1445)
 Pro Gly Xaa' Thr Cys Gly Glu Ile Xaa' Cys Ala Xaa' Tyr Ala Ala Xaa' Cys Thr Gly Cys (SEQID NO: 1446)
 Pro Gly Xaa' Thr Cys Gly Glu Ile Xaa' Cys Ala Xaa' Tyr Ala Ala Cys Xaa' Thr Gly Cys (SEQID NO: 1447)
 Pro Gly Xaa' Thr Cys Gly Glu Ile Xaa' Cys Ala Xaa' Tyr Ala Ala Cys Thr Xaa' Gly Cys (SEQID NO: 1448)
 Pro Gly Xaa' Thr Cys Gly Glu Ile Xaa' Cys Ala Xaa' Tyr Ala Ala Cys Thr Gly Xaa' Cys (SEQID NO: 1449)
 Pro Gly Xaa' Thr Cys Gly Glu Ile Xaa' Cys Ala Xaa' Tyr Ala Ala Cys Thr Gly Cys Xaa' (SEQID NO: 1450)
 Pro Gly Xaa' Thr Cys Gly Glu Ile Xaa' Cys Ala Tyr Xaa' Ala Ala Cys Thr Gly Cys (SEQID NO: 1451)
 Pro Gly Xaa' Thr Cys Gly Glu Ile Xaa' Cys Ala Tyr Xaa' Xaa' Ala Ala Cys Thr Gly Cys (SEQID NO: 1452)
 Pro Gly Xaa' Thr Cys Gly Glu Ile Xaa' Cys Ala Tyr Xaa' Ala Ala Xaa' Cys Thr Gly Cys (SEQID NO: 1453)
 Pro Gly Xaa' Thr Cys Gly Glu Ile Xaa' Cys Ala Tyr Xaa' Ala Ala Cys Xaa' Thr Gly Cys (SEQID NO: 1454)
 Pro Gly Xaa' Thr Cys Gly Glu Ile Xaa' Cys Ala Tyr Xaa' Ala Ala Cys Thr Xaa' Gly Cys (SEQID NO: 1455)
 Pro Gly Xaa' Thr Cys Gly Glu Ile Xaa' Cys Ala Tyr Xaa' Ala Ala Cys Thr Xaa' Gly Cys (SEQID NO: 1456)
 Pro Gly Xaa' Thr Cys Gly Glu Ile Xaa' Cys Ala Tyr Xaa' Ala Ala Cys Thr Gly Xaa' Cys (SEQID NO: 1457)
 Pro Gly Xaa' Thr Cys Gly Glu Ile Xaa' Cys Ala Tyr Xaa' Ala Ala Cys Thr Gly Cys Xaa' (SEQID NO: 1458)
 Pro Gly Xaa' Thr Cys Gly Glu Ile Xaa' Cys Ala Tyr Ala Xaa' Ala Xaa' Cys Thr Gly Cys (SEQID NO: 1459)
 Pro Gly Xaa' Thr Cys Gly Glu Ile Xaa' Cys Ala Tyr Ala Xaa' Ala Cys Xaa' Thr Gly Cys (SEQID NO: 1460)
 Pro Gly Xaa' Thr Cys Gly Glu Ile Xaa' Cys Ala Tyr Ala Xaa' Ala Cys Thr Xaa' Gly Cys (SEQID NO: 1461)
 Pro Gly Xaa' Thr Cys Gly Glu Ile Xaa' Cys Ala Tyr Ala Xaa' Ala Cys Thr Gly Xaa' Cys (SEQID NO: 1462)
 Pro Gly Xaa' Thr Cys Gly Glu Ile Xaa' Cys Ala Tyr Ala Xaa' Ala Cys Thr Gly Xaa' Cys (SEQID NO: 1463)
 Pro Gly Xaa' Thr Cys Gly Glu Ile Xaa' Cys Ala Tyr Ala Xaa' Ala Cys Thr Gly Xaa' Cys (SEQID NO: 1464)
 Pro Gly Xaa' Thr Cys Gly Glu Ile Xaa' Cys Ala Tyr Ala Xaa' Ala Cys Thr Gly Cys Xaa' (SEQID NO: 1465)
 Pro Gly Xaa' Thr Cys Gly Glu Ile Xaa' Cys Ala Tyr Ala Ala Xaa' Cys Thr Gly Cys (SEQID NO: 1466)

FIG. 2
(sheet 17 of 114)

Pro Gly Xaa' Thr Cys Gly Glu Ile Xaa' Cys Ala Tyr Ala Ala Xaa' Xaa' Cys Thr Gly Cys (SEQID NO: 1467)
Pro Gly Xaa' Thr Cys Gly Glu Ile Xaa' Cys Ala Tyr Ala Ala Xaa' Cys Xaa' Thr Gly Cys (SEQID NO: 1468)
Pro Gly Xaa' Thr Cys Gly Glu Ile Xaa' Cys Ala Tyr Ala Ala Xaa' Cys Thr Xaa' Gly Cys (SEQID NO: 1469)
Pro Gly Xaa' Thr Cys Gly Glu Ile Xaa' Cys Ala Tyr Ala Ala Xaa' Cys Thr Gly Xaa' Cys (SEQID NO: 1470)
Pro Gly Xaa' Thr Cys Gly Glu Ile Xaa' Cys Ala Tyr Ala Ala Xaa' Cys Thr Gly Cys Xaa' (SEQID NO: 1471)
Pro Gly Xaa' Thr Cys Gly Glu Ile Xaa' Cys Ala Tyr Ala Ala Cys Xaa' Thr Gly Cys (SEQID NO: 1472)
Pro Gly Xaa' Thr Cys Gly Glu Ile Xaa' Cys Ala Tyr Ala Ala Cys Xaa' Xaa' Thr Gly Cys (SEQID NO: 1473)
Pro Gly Xaa' Thr Cys Gly Glu Ile Xaa' Cys Ala Tyr Ala Ala Cys Xaa' Thr Xaa' Gly Cys (SEQID NO: 1474)
Pro Gly Xaa' Thr Cys Gly Glu Ile Xaa' Cys Ala Tyr Ala Ala Cys Xaa' Thr Gly Xaa' Cys (SEQID NO: 1475)
Pro Gly Xaa' Thr Cys Gly Glu Ile Xaa' Cys Ala Tyr Ala Ala Cys Xaa' Thr Gly Cys Xaa' (SEQID NO: 1476)
Pro Gly Xaa' Thr Cys Gly Glu Ile Xaa' Cys Ala Tyr Ala Ala Cys Thr Xaa' Gly Cys (SEQID NO: 1477)
Pro Gly Xaa' Thr Cys Gly Glu Ile Xaa' Cys Ala Tyr Ala Ala Cys Thr Xaa' Xaa' Gly Cys (SEQID NO: 1478)
Pro Gly Xaa' Thr Cys Gly Glu Ile Xaa' Cys Ala Tyr Ala Ala Cys Thr Xaa' Gly Xaa' Cys (SEQID NO: 1479)
Pro Gly Xaa' Thr Cys Gly Glu Ile Xaa' Cys Ala Tyr Ala Ala Cys Thr Xaa' Gly Cys Xaa' (SEQID NO: 1480)
Pro Gly Xaa' Thr Cys Gly Glu Ile Xaa' Cys Ala Tyr Ala Ala Cys Thr Gly Xaa' Cys (SEQID NO: 1481)
Pro Gly Xaa' Thr Cys Gly Glu Ile Xaa' Cys Ala Tyr Ala Ala Cys Thr Gly Xaa' Xaa' Cys (SEQID NO: 1482)
Pro Gly Xaa' Thr Cys Gly Glu Ile Xaa' Cys Ala Tyr Ala Ala Cys Thr Gly Xaa' Cys Xaa' (SEQID NO: 1483)
Pro Gly Xaa' Thr Cys Gly Glu Ile Xaa' Cys Ala Tyr Ala Ala Cys Thr Gly Cys Xaa' (SEQID NO: 1484)
Pro Gly Xaa' Thr Cys Gly Glu Ile Xaa' Cys Ala Tyr Ala Ala Cys Thr Gly Cys Xaa' Xaa' (SEQID NO: 1485)
Pro Gly Xaa' Thr Cys Gly Glu Ile Cys Xaa' Ala Tyr Ala Ala Cys Thr Gly Cys (SEQID NO: 1486)
Pro Gly Xaa' Thr Cys Gly Glu Ile Cys Xaa' Xaa' Ala Tyr Ala Ala Cys Thr Gly Cys (SEQID NO: 1487)
Pro Gly Xaa' Thr Cys Gly Glu Ile Cys Xaa' Xaa' Xaa' Ala Tyr Ala Ala Cys Thr Gly Cys (SEQID NO: 1488)
Pro Gly Xaa' Thr Cys Gly Glu Ile Cys Xaa' Xaa' Ala Tyr Ala Ala Cys Thr Gly Cys (SEQID NO: 1489)
Pro Gly Xaa' Thr Cys Gly Glu Ile Cys Xaa' Xaa' Ala Tyr Ala Xaa' Ala Cys Thr Gly Cys (SEQID NO: 1490)
Pro Gly Xaa' Thr Cys Gly Glu Ile Cys Xaa' Xaa' Ala Tyr Ala Ala Xaa' Cys Thr Gly Cys (SEQID NO: 1491)
Pro Gly Xaa' Thr Cys Gly Glu Ile Cys Xaa' Xaa' Ala Tyr Ala Ala Xaa' Cys Thr Gly Cys (SEQID NO: 1492)
Pro Gly Xaa' Thr Cys Gly Glu Ile Cys Xaa' Xaa' Ala Tyr Ala Ala Cys Xaa' Thr Gly Cys (SEQID NO: 1493)
Pro Gly Xaa' Thr Cys Gly Glu Ile Cys Xaa' Xaa' Ala Tyr Ala Ala Cys Thr Xaa' Gly Cys (SEQID NO: 1494)
Pro Gly Xaa' Thr Cys Gly Glu Ile Cys Xaa' Xaa' Ala Tyr Ala Ala Cys Thr Gly Xaa' Cys (SEQID NO: 1495)
Pro Gly Xaa' Thr Cys Gly Glu Ile Cys Xaa' Xaa' Ala Tyr Ala Ala Cys Thr Gly Cys Xaa' (SEQID NO: 1496)
Pro Gly Xaa' Thr Cys Gly Glu Ile Cys Xaa' Ala Xaa' Tyr Ala Ala Cys Thr Gly Cys (SEQID NO: 1497)
Pro Gly Xaa' Thr Cys Gly Glu Ile Cys Xaa' Ala Xaa' Xaa' Tyr Ala Ala Cys Thr Gly Cys (SEQID NO: 1498)
Pro Gly Xaa' Thr Cys Gly Glu Ile Cys Xaa' Ala Xaa' Tyr Xaa' Ala Ala Cys Thr Gly Cys (SEQID NO: 1499)
Pro Gly Xaa' Thr Cys Gly Glu Ile Cys Xaa' Ala Xaa' Tyr Ala Xaa' Ala Cys Thr Gly Cys (SEQID NO: 1500)

FIG. 2
(sheet 18 of 114)

Pro Gly Xaa' Thr Cys Gly Glu Ile Cys Xaa' Ala Xaa' Tyr Ala Ala Xaa' Cys Thr Gly Cys (SEQID NO: 1501)
Pro Gly Xaa' Thr Cys Gly Glu Ile Cys Xaa' Ala Xaa' Tyr Ala Ala Cys Xaa' Thr Gly Cys (SEQID NO: 1502)
Pro Gly Xaa' Thr Cys Gly Glu Ile Cys Xaa' Ala Xaa' Tyr Ala Ala Cys Thr Xaa' Gly Cys (SEQID NO: 1503)
Pro Gly Xaa' Thr Cys Gly Glu Ile Cys Xaa' Ala Xaa' Tyr Ala Ala Cys Thr Gly Xaa' Cys (SEQID NO: 1504)
Pro Gly Xaa' Thr Cys Gly Glu Ile Cys Xaa' Ala Xaa' Tyr Ala Ala Cys Thr Gly Cys Xaa' (SEQID NO: 1505)
Pro Gly Xaa' Thr Cys Gly Glu Ile Cys Xaa' Ala Tyr Xaa' Ala Ala Cys Thr Gly Cys (SEQID NO: 1506)
Pro Gly Xaa' Thr Cys Gly Glu Ile Cys Xaa' Ala Tyr Xaa' Xaa' Ala Ala Cys Thr Gly Cys (SEQID NO: 1507)
Pro Gly Xaa' Thr Cys Gly Glu Ile Cys Xaa' Ala Tyr Xaa' Ala Xaa' Ala Cys Thr Gly Cys (SEQID NO: 1508)
Pro Gly Xaa' Thr Cys Gly Glu Ile Cys Xaa' Ala Tyr Xaa' Ala Ala Xaa' Cys Thr Gly Cys (SEQID NO: 1509)
Pro Gly Xaa' Thr Cys Gly Glu Ile Cys Xaa' Ala Tyr Xaa' Ala Ala Cys Xaa' Thr Gly Cys (SEQID NO: 1510)
Pro Gly Xaa' Thr Cys Gly Glu Ile Cys Xaa' Ala Tyr Xaa' Ala Ala Cys Thr Xaa' Gly Cys (SEQID NO: 1511)
Pro Gly Xaa' Thr Cys Gly Glu Ile Cys Xaa' Ala Tyr Xaa' Ala Ala Cys Thr Gly Xaa' Cys (SEQID NO: 1512)
Pro Gly Xaa' Thr Cys Gly Glu Ile Cys Xaa' Ala Tyr Xaa' Ala Ala Cys Thr Gly Cys Xaa' (SEQID NO: 1513)
Pro Gly Xaa' Thr Cys Gly Glu Ile Cys Xaa' Ala Tyr Ala Xaa' Ala Cys Thr Gly Cys (SEQID NO: 1514)
Pro Gly Xaa' Thr Cys Gly Glu Ile Cys Xaa' Ala Tyr Ala Xaa' Xaa' Ala Cys Thr Gly Cys (SEQID NO: 1515)
Pro Gly Xaa' Thr Cys Gly Glu Ile Cys Xaa' Ala Tyr Ala Xaa' Ala Xaa' Cys Thr Gly Cys (SEQID NO: 1516)
Pro Gly Xaa' Thr Cys Gly Glu Ile Cys Xaa' Ala Tyr Ala Xaa' Ala Cys Xaa' Thr Gly Cys (SEQID NO: 1517)
Pro Gly Xaa' Thr Cys Gly Glu Ile Cys Xaa' Ala Tyr Ala Xaa' Ala Cys Thr Xaa' Gly Cys (SEQID NO: 1518)
Pro Gly Xaa' Thr Cys Gly Glu Ile Cys Xaa' Ala Tyr Ala Xaa' Ala Cys Thr Gly Xaa' Cys (SEQID NO: 1519)
Pro Gly Xaa' Thr Cys Gly Glu Ile Cys Xaa' Ala Tyr Ala Xaa' Ala Cys Thr Gly Cys Xaa' (SEQID NO: 1520)
Pro Gly Xaa' Thr Cys Gly Glu Ile Cys Xaa' Ala Tyr Ala Ala Xaa' Cys Thr Gly Cys (SEQID NO: 1521)
Pro Gly Xaa' Thr Cys Gly Glu Ile Cys Xaa' Ala Tyr Ala Ala Xaa' Xaa' Cys Thr Gly Cys (SEQID NO: 1522)
Pro Gly Xaa' Thr Cys Gly Glu Ile Cys Xaa' Ala Tyr Ala Ala Xaa' Cys Xaa' Thr Gly Cys (SEQID NO: 1523)
Pro Gly Xaa' Thr Cys Gly Glu Ile Cys Xaa' Ala Tyr Ala Ala Xaa' Cys Thr Xaa' Gly Cys (SEQID NO: 1524)
Pro Gly Xaa' Thr Cys Gly Glu Ile Cys Xaa' Ala Tyr Ala Ala Xaa' Cys Thr Gly Xaa' Cys (SEQID NO: 1525)
Pro Gly Xaa' Thr Cys Gly Glu Ile Cys Xaa' Ala Tyr Ala Ala Xaa' Cys Thr Gly Cys Xaa' (SEQID NO: 1526)
Pro Gly Xaa' Thr Cys Gly Glu Ile Cys Xaa' Ala Tyr Ala Ala Cys Xaa' Thr Gly Cys (SEQID NO: 1527)
Pro Gly Xaa' Thr Cys Gly Glu Ile Cys Xaa' Ala Tyr Ala Ala Cys Xaa' Xaa' Thr Gly Cys (SEQID NO: 1528)
Pro Gly Xaa' Thr Cys Gly Glu Ile Cys Xaa' Ala Tyr Ala Ala Cys Xaa' Thr Xaa' Gly Cys (SEQID NO: 1529)
Pro Gly Xaa' Thr Cys Gly Glu Ile Cys Xaa' Ala Tyr Ala Ala Cys Xaa' Thr Gly Xaa' Cys (SEQID NO: 1530)
Pro Gly Xaa' Thr Cys Gly Glu Ile Cys Xaa' Ala Tyr Ala Ala Cys Xaa' Thr Gly Cys Xaa' (SEQID NO: 1531)
Pro Gly Xaa' Thr Cys Gly Glu Ile Cys Xaa' Ala Tyr Ala Ala Cys Thr Xaa' Gly Cys (SEQID NO: 1532)
Pro Gly Xaa' Thr Cys Gly Glu Ile Cys Xaa' Ala Tyr Ala Ala Cys Thr Xaa' Xaa' Gly Cys (SEQID NO: 1533)
Pro Gly Xaa' Thr Cys Gly Glu Ile Cys Xaa' Ala Tyr Ala Ala Cys Thr Xaa' Gly Xaa' Cys (SEQID NO: 1534)

FIG. 2
(sheet 19 of 114)

37/226

Pro Gly Xaa' Thr Cys Gly Glu Ile Cys Xaa' Ala Tyr Ala Ala Cys Thr Xaa' Gly Cys Xaa' (SEQID NO: 1535)
Pro Gly Xaa' Thr Cys Gly Glu Ile Cys Xaa' Ala Tyr Ala Ala Cys Thr Gly Xaa' Cys (SEQID NO: 1536)
Pro Gly Xaa' Thr Cys Gly Glu Ile Cys Xaa' Ala Tyr Ala Ala Cys Thr Gly Xaa' Xaa' Cys (SEQID NO: 1537)
Pro Gly Xaa' Thr Cys Gly Glu Ile Cys Xaa' Ala Tyr Ala Ala Cys Thr Gly Xaa' Cys Xaa' (SEQID NO: 1538)
Pro Gly Xaa' Thr Cys Gly Glu Ile Cys Xaa' Ala Tyr Ala Ala Cys Thr Gly Cys Xaa' (SEQID NO: 1539)
Pro Gly Xaa' Thr Cys Gly Glu Ile Cys Ala Xaa' Tyr Ala Ala Cys Thr Gly Cys (SEQID NO: 1541)
Pro Gly Xaa' Thr Cys Gly Glu Ile Cys Ala Xaa' Xaa' Tyr Ala Ala Cys Thr Gly Cys (SEQID NO: 1542)
Pro Gly Xaa' Thr Cys Gly Glu Ile Cys Ala Xaa' Xaa' Xaa' Tyr Ala Ala Cys Thr Gly Cys (SEQID NO: 1543)
Pro Gly Xaa' Thr Cys Gly Glu Ile Cys Ala Xaa' Xaa' Tyr Xaa' Ala Ala Cys Thr Gly Cys (SEQID NO: 1544)
Pro Gly Xaa' Thr Cys Gly Glu Ile Cys Ala Xaa' Xaa' Tyr Ala Xaa' Ala Cys Thr Gly Cys (SEQID NO: 1545)
Pro Gly Xaa' Thr Cys Gly Glu Ile Cys Ala Xaa' Xaa' Tyr Ala Ala Xaa' Cys Thr Gly Cys (SEQID NO: 1546)
Pro Gly Xaa' Thr Cys Gly Glu Ile Cys Ala Xaa' Xaa' Tyr Ala Ala Cys Xaa' Thr Gly Cys (SEQID NO: 1547)
Pro Gly Xaa' Thr Cys Gly Glu Ile Cys Ala Xaa' Xaa' Tyr Ala Ala Cys Thr Xaa' Gly Cys (SEQID NO: 1548)
Pro Gly Xaa' Thr Cys Gly Glu Ile Cys Ala Xaa' Xaa' Tyr Ala Ala Cys Thr Gly Xaa' Cys (SEQID NO: 1549)
Pro Gly Xaa' Thr Cys Gly Glu Ile Cys Ala Xaa' Xaa' Tyr Ala Ala Cys Thr Gly Cys Xaa' (SEQID NO: 1550)
Pro Gly Xaa' Thr Cys Gly Glu Ile Cys Ala Xaa' Tyr Xaa' Ala Ala Cys Thr Gly Cys (SEQID NO: 1551)
Pro Gly Xaa' Thr Cys Gly Glu Ile Cys Ala Xaa' Tyr Xaa' Xaa' Ala Ala Cys Thr Gly Cys (SEQID NO: 1552)
Pro Gly Xaa' Thr Cys Gly Glu Ile Cys Ala Xaa' Tyr Xaa' Ala Xaa' Ala Cys Thr Gly Cys (SEQID NO: 1553)
Pro Gly Xaa' Thr Cys Gly Glu Ile Cys Ala Xaa' Tyr Xaa' Ala Ala Cys Thr Gly Xaa' Cys (SEQID NO: 1554)
Pro Gly Xaa' Thr Cys Gly Glu Ile Cys Ala Xaa' Tyr Xaa' Ala Ala Cys Thr Xaa' Gly Cys (SEQID NO: 1555)
Pro Gly Xaa' Thr Cys Gly Glu Ile Cys Ala Xaa' Tyr Ala Xaa' Ala Xaa' Cys Thr Gly Cys (SEQID NO: 1556)
Pro Gly Xaa' Thr Cys Gly Glu Ile Cys Ala Xaa' Tyr Ala Xaa' Ala Xaa' Cys Thr Gly Cys (SEQID NO: 1557)
Pro Gly Xaa' Thr Cys Gly Glu Ile Cys Ala Xaa' Tyr Ala Xaa' Ala Xaa' Cys Thr Gly Cys (SEQID NO: 1558)
Pro Gly Xaa' Thr Cys Gly Glu Ile Cys Ala Xaa' Tyr Ala Xaa' Ala Xaa' Cys Thr Gly Cys (SEQID NO: 1559)
Pro Gly Xaa' Thr Cys Gly Glu Ile Cys Ala Xaa' Tyr Ala Xaa' Ala Xaa' Cys Thr Gly Cys (SEQID NO: 1560)
Pro Gly Xaa' Thr Cys Gly Glu Ile Cys Ala Xaa' Tyr Ala Xaa' Ala Xaa' Cys Thr Gly Cys (SEQID NO: 1561)
Pro Gly Xaa' Thr Cys Gly Glu Ile Cys Ala Xaa' Tyr Ala Xaa' Ala Xaa' Cys Thr Gly Cys (SEQID NO: 1562)
Pro Gly Xaa' Thr Cys Gly Glu Ile Cys Ala Xaa' Tyr Ala Xaa' Ala Xaa' Cys Thr Gly Cys (SEQID NO: 1563)
Pro Gly Xaa' Thr Cys Gly Glu Ile Cys Ala Xaa' Tyr Ala Xaa' Ala Xaa' Cys Thr Gly Cys (SEQID NO: 1564)
Pro Gly Xaa' Thr Cys Gly Glu Ile Cys Ala Xaa' Tyr Ala Xaa' Ala Xaa' Cys Thr Gly Cys (SEQID NO: 1565)
Pro Gly Xaa' Thr Cys Gly Glu Ile Cys Ala Xaa' Tyr Ala Xaa' Ala Xaa' Cys Thr Gly Cys (SEQID NO: 1566)
Pro Gly Xaa' Thr Cys Gly Glu Ile Cys Ala Xaa' Tyr Ala Xaa' Ala Xaa' Cys Thr Gly Cys (SEQID NO: 1567)
Pro Gly Xaa' Thr Cys Gly Glu Ile Cys Ala Xaa' Tyr Ala Xaa' Ala Xaa' Cys Xaa' Thr Gly Cys (SEQID NO: 1568)

FIG. 2
(sheet 28 of 114)

Pro Gly Xaa' Thr Cys Gly Glu Ile Cys Ala Xaa' Tyr Ala Ala Xaa' Cys Thr Xaa' Gly Cys (SEQID NO: 1569)
Pro Gly Xaa' Thr Cys Gly Glu Ile Cys Ala Xaa' Tyr Ala Ala Xaa' Cys Thr Gly Xaa' Cys (SEQID NO: 1570)
Pro Gly Xaa' Thr Cys Gly Glu Ile Cys Ala Xaa' Tyr Ala Ala Xaa' Cys Thr Gly Cys Xaa' (SEQID NO: 1571)
Pro Gly Xaa' Thr Cys Gly Glu Ile Cys Ala Xaa' Tyr Ala Ala Cys Xaa' Thr Gly Cys (SEQID NO: 1572)
Pro Gly Xaa' Thr Cys Gly Glu Ile Cys Ala Xaa' Tyr Ala Ala Cys Xaa' Xaa' Thr Gly Cys (SEQID NO: 1573)
Pro Gly Xaa' Thr Cys Gly Glu Ile Cys Ala Xaa' Tyr Ala Ala Cys Xaa' Thr Xaa' Gly Cys (SEQID NO: 1574)
Pro Gly Xaa' Thr Cys Gly Glu Ile Cys Ala Xaa' Tyr Ala Ala Cys Xaa' Thr Gly Xaa' Cys (SEQID NO: 1575)
Pro Gly Xaa' Thr Cys Gly Glu Ile Cys Ala Xaa' Tyr Ala Ala Cys Xaa' Thr Gly Cys Xaa' (SEQID NO: 1576)
Pro Gly Xaa' Thr Cys Gly Glu Ile Cys Ala Xaa' Tyr Ala Ala Cys Thr Xaa' Gly Cys (SEQID NO: 1577)
Pro Gly Xaa' Thr Cys Gly Glu Ile Cys Ala Xaa' Tyr Ala Ala Cys Thr Xaa' Xaa' Gly Cys (SEQID NO: 1578)
Pro Gly Xaa' Thr Cys Gly Glu Ile Cys Ala Xaa' Tyr Ala Ala Cys Thr Xaa' Gly Xaa' Cys (SEQID NO: 1579)
Pro Gly Xaa' Thr Cys Gly Glu Ile Cys Ala Xaa' Tyr Ala Ala Cys Thr Xaa' Gly Cys Xaa' (SEQID NO: 1580)
Pro Gly Xaa' Thr Cys Gly Glu Ile Cys Ala Xaa' Tyr Ala Ala Cys Thr Gly Xaa' Cys (SEQID NO: 1581)
Pro Gly Xaa' Thr Cys Gly Glu Ile Cys Ala Xaa' Tyr Ala Ala Cys Thr Gly Xaa' Xaa' Cys (SEQID NO: 1582)
Pro Gly Xaa' Thr Cys Gly Glu Ile Cys Ala Xaa' Tyr Ala Ala Cys Thr Gly Xaa' Cys Xaa' (SEQID NO: 1583)
Pro Gly Xaa' Thr Cys Gly Glu Ile Cys Ala Xaa' Tyr Ala Ala Cys Thr Gly Cys Xaa' (SEQID NO: 1584)
Pro Gly Xaa' Thr Cys Gly Glu Ile Cys Ala Xaa' Tyr Ala Ala Cys Thr Gly Cys Xaa' Xaa' (SEQID NO: 1585)
Pro Gly Xaa' Thr Cys Gly Glu Ile Cys Ala Tyr Xaa' Ala Ala Cys Thr Gly Cys (SEQID NO: 1586)
Pro Gly Xaa' Thr Cys Gly Glu Ile Cys Ala Tyr Xaa' Xaa' Ala Ala Cys Thr Gly Cys (SEQID NO: 1587)
Pro Gly Xaa' Thr Cys Gly Glu Ile Cys Ala Tyr Xaa' Xaa' Ala Xaa' Ala Cys Thr Gly Cys (SEQID NO: 1588)
Pro Gly Xaa' Thr Cys Gly Glu Ile Cys Ala Tyr Xaa' Xaa' Ala Ala Xaa' Cys Thr Gly Cys (SEQID NO: 1589)
Pro Gly Xaa' Thr Cys Gly Glu Ile Cys Ala Tyr Xaa' Xaa' Ala Ala Cys Xaa' Thr Gly Cys (SEQID NO: 1590)
Pro Gly Xaa' Thr Cys Gly Glu Ile Cys Ala Tyr Xaa' Xaa' Ala Ala Cys Thr Xaa' Gly Cys (SEQID NO: 1591)
Pro Gly Xaa' Thr Cys Gly Glu Ile Cys Ala Tyr Xaa' Xaa' Ala Ala Cys Thr Gly Xaa' Cys (SEQID NO: 1592)
Pro Gly Xaa' Thr Cys Gly Glu Ile Cys Ala Tyr Xaa' Xaa' Ala Ala Cys Thr Gly Xaa' Cys (SEQID NO: 1593)
Pro Gly Xaa' Thr Cys Gly Glu Ile Cys Ala Tyr Xaa' Xaa' Ala Ala Cys Thr Gly Cys Xaa' (SEQID NO: 1594)
Pro Gly Xaa' Thr Cys Gly Glu Ile Cys Ala Tyr Xaa' Ala Xaa' Ala Cys Thr Gly Cys (SEQID NO: 1595)
Pro Gly Xaa' Thr Cys Gly Glu Ile Cys Ala Tyr Xaa' Ala Xaa' Xaa' Ala Cys Thr Gly Cys (SEQID NO: 1596)
Pro Gly Xaa' Thr Cys Gly Glu Ile Cys Ala Tyr Xaa' Ala Xaa' Ala Xaa' Cys Thr Gly Cys (SEQID NO: 1597)
Pro Gly Xaa' Thr Cys Gly Glu Ile Cys Ala Tyr Xaa' Ala Xaa' Ala Cys Xaa' Thr Gly Cys (SEQID NO: 1598)
Pro Gly Xaa' Thr Cys Gly Glu Ile Cys Ala Tyr Xaa' Ala Xaa' Ala Cys Thr Xaa' Gly Cys (SEQID NO: 1599)
Pro Gly Xaa' Thr Cys Gly Glu Ile Cys Ala Tyr Xaa' Ala Xaa' Ala Cys Thr Gly Xaa' Cys (SEQID NO: 1600)
Pro Gly Xaa' Thr Cys Gly Glu Ile Cys Ala Tyr Xaa' Ala Xaa' Ala Cys Thr Gly Cys Xaa' (SEQID NO: 1601)
Pro Gly Xaa' Thr Cys Gly Glu Ile Cys Ala Tyr Xaa' Ala Ala Xaa' Cys Thr Gly Cys (SEQID NO: 1602)

FIG. 2.
(sheet 21 of 114)

Pro Gly Xaa' Thr Cys Gly Glu Ile Cys Ala Tyr Xaa' Ala Ala Xaa' Xaa' Cys Thr Gly Cys (SEQID NO: 1603)
 Pro Gly Xaa' Thr Cys Gly Glu Ile Cys Ala Tyr Xaa' Ala Ala Xaa' Cys Xaa' Thr Gly Cys (SEQID NO: 1604)
 Pro Gly Xaa' Thr Cys Gly Glu Ile Cys Ala Tyr Xaa' Ala Ala Xaa' Cys Thr Xaa' Gly Cys (SEQID NO: 1605)
 Pro Gly Xaa' Thr Cys Gly Glu Ile Cys Ala Tyr Xaa' Ala Ala Xaa' Cys Thr Gly Xaa' Cys (SEQID NO: 1606)
 Pro Gly Xaa' Thr Cys Gly Glu Ile Cys Ala Tyr Xaa' Ala Ala Xaa' Cys Thr Gly Cys Xaa' (SEQID NO: 1607)
 Pro Gly Xaa' Thr Cys Gly Glu Ile Cys Ala Tyr Xaa' Ala Ala Cys Xaa' Thr Gly Cys (SEQID NO: 1608)
 Pro Gly Xaa' Thr Cys Gly Glu Ile Cys Ala Tyr Xaa' Ala Ala Cys Xaa' Xaa' Thr Gly Cys (SEQID NO: 1609)
 Pro Gly Xaa' Thr Cys Gly Glu Ile Cys Ala Tyr Xaa' Ala Ala Cys Xaa' Thr Xaa' Gly Cys (SEQID NO: 1610)
 Pro Gly Xaa' Thr Cys Gly Glu Ile Cys Ala Tyr Xaa' Ala Ala Cys Xaa' Thr Gly Cys Xaa' (SEQID NO: 1611)
 Pro Gly Xaa' Thr Cys Gly Glu Ile Cys Ala Tyr Xaa' Ala Ala Cys Thr Xaa' Thr Gly Cys Xaa' (SEQID NO: 1612)
 Pro Gly Xaa' Thr Cys Gly Glu Ile Cys Ala Tyr Xaa' Ala Ala Cys Thr Xaa' Gly Cys (SEQID NO: 1613)
 Pro Gly Xaa' Thr Cys Gly Glu Ile Cys Ala Tyr Xaa' Ala Ala Cys Thr Xaa' Xaa' Gly Cys (SEQID NO: 1614)
 Pro Gly Xaa' Thr Cys Gly Glu Ile Cys Ala Tyr Xaa' Ala Ala Cys Thr Xaa' Gly Xaa' Cys (SEQID NO: 1615)
 Pro Gly Xaa' Thr Cys Gly Glu Ile Cys Ala Tyr Xaa' Ala Ala Cys Thr Xaa' Gly Cys Xaa' (SEQID NO: 1616)
 Pro Gly Xaa' Thr Cys Gly Glu Ile Cys Ala Tyr Xaa' Ala Ala Cys Thr Gly Xaa' Cys (SEQID NO: 1617)
 Pro Gly Xaa' Thr Cys Gly Glu Ile Cys Ala Tyr Xaa' Ala Ala Cys Thr Gly Xaa' Xaa' Cys (SEQID NO: 1618)
 Pro Gly Xaa' Thr Cys Gly Glu Ile Cys Ala Tyr Xaa' Ala Ala Cys Thr Gly Xaa' Cys Xaa' (SEQID NO: 1619)
 Pro Gly Xaa' Thr Cys Gly Glu Ile Cys Ala Tyr Xaa' Ala Ala Cys Thr Gly Cys Xaa' (SEQID NO: 1620)
 Pro Gly Xaa' Thr Cys Gly Glu Ile Cys Ala Tyr Xaa' Ala Ala Cys Thr Gly Cys Xaa' Xaa' (SEQID NO: 1621)
 Pro Gly Xaa' Thr Cys Gly Glu Ile Cys Ala Tyr Ala Xaa' Ala Cys Thr Gly Cys (SEQID NO: 1622)
 Pro Gly Xaa' Thr Cys Gly Glu Ile Cys Ala Tyr Ala Xaa' Xaa' Ala Cys Thr Gly Cys (SEQID NO: 1623)
 Pro Gly Xaa' Thr Cys Gly Glu Ile Cys Ala Tyr Ala Xaa' Xaa' Xaa' Ala Cys Thr Gly Cys (SEQID NO: 1624)
 Pro Gly Xaa' Thr Cys Gly Glu Ile Cys Ala Tyr Ala Xaa' Xaa' Ala Xaa' Cys Thr Gly Cys (SEQID NO: 1625)
 Pro Gly Xaa' Thr Cys Gly Glu Ile Cys Ala Tyr Ala Xaa' Xaa' Ala Cys Xaa' Thr Gly Cys (SEQID NO: 1626)
 Pro Gly Xaa' Thr Cys Gly Glu Ile Cys Ala Tyr Ala Xaa' Xaa' Ala Cys Thr Xaa' Gly Cys (SEQID NO: 1627)
 Pro Gly Xaa' Thr Cys Gly Glu Ile Cys Ala Tyr Ala Xaa' Xaa' Ala Cys Thr Gly Xaa' Cys (SEQID NO: 1628)
 Pro Gly Xaa' Thr Cys Gly Glu Ile Cys Ala Tyr Ala Xaa' Xaa' Ala Cys Thr Gly Cys Xaa' (SEQID NO: 1629)
 Pro Gly Xaa' Thr Cys Gly Glu Ile Cys Ala Tyr Ala Xaa' Ala Xaa' Cys Thr Gly Cys (SEQID NO: 1630)
 Pro Gly Xaa' Thr Cys Gly Glu Ile Cys Ala Tyr Ala Xaa' Ala Xaa' Xaa' Cys Thr Gly Cys (SEQID NO: 1631)
 Pro Gly Xaa' Thr Cys Gly Glu Ile Cys Ala Tyr Ala Xaa' Ala Xaa' Cys Xaa' Thr Gly Cys (SEQID NO: 1632)
 Pro Gly Xaa' Thr Cys Gly Glu Ile Cys Ala Tyr Ala Xaa' Ala Xaa' Cys Thr Xaa' Gly Cys (SEQID NO: 1633)
 Pro Gly Xaa' Thr Cys Gly Glu Ile Cys Ala Tyr Ala Xaa' Ala Xaa' Cys Thr Gly Xaa' Cys (SEQID NO: 1634)
 Pro Gly Xaa' Thr Cys Gly Glu Ile Cys Ala Tyr Ala Xaa' Ala Xaa' Cys Thr Gly Cys Xaa' (SEQID NO: 1635)
 Pro Gly Xaa' Thr Cys Gly Glu Ile Cys Ala Tyr Ala Xaa' Ala Cys Xaa' Thr Gly Cys (SEQID NO: 1636)

FIG. 2
(sheet 22 of 114)

Pro Gly Xaa' Thr Cys Gly Glu Ile Cys Ala Tyr Ala Xaa' Ala Cys Xaa' Xaa' Thr Gly Cys (SEQID NO: 1637)
Pro Gly Xaa' Thr Cys Gly Glu Ile Cys Ala Tyr Ala Xaa' Ala Cys Xaa' Thr Xaa' Gly Cys (SEQID NO: 1638)
Pro Gly Xaa' Thr Cys Gly Glu Ile Cys Ala Tyr Ala Xaa' Ala Cys Xaa' Thr Gly Xaa' Cys (SEQID NO: 1639)
Pro Gly Xaa' Thr Cys Gly Glu Ile Cys Ala Tyr Ala Xaa' Ala Cys Xaa' Thr Gly Cys Xaa' (SEQID NO: 1640)
Pro Gly Xaa' Thr Cys Gly Glu Ile Cys Ala Tyr Ala Xaa' Ala Cys Thr Xaa' Gly Cys (SEQID NO: 1641)
Pro Gly Xaa' Thr Cys Gly Glu Ile Cys Ala Tyr Ala Xaa' Ala Cys Thr Xaa' Xaa' Gly Cys (SEQID NO: 1642)
Pro Gly Xaa' Thr Cys Gly Glu Ile Cys Ala Tyr Ala Xaa' Ala Cys Thr Xaa' Gly Xaa' Cys (SEQID NO: 1643)
Pro Gly Xaa' Thr Cys Gly Glu Ile Cys Ala Tyr Ala Xaa' Ala Cys Thr Xaa' Gly Cys Xaa' (SEQID NO: 1644)
Pro Gly Xaa' Thr Cys Gly Glu Ile Cys Ala Tyr Ala Xaa' Ala Cys Thr Gly Xaa' Cys (SEQID NO: 1645)
Pro Gly Xaa' Thr Cys Gly Glu Ile Cys Ala Tyr Ala Xaa' Ala Cys Thr Gly Xaa' Xaa' Cys (SEQID NO: 1646)
Pro Gly Xaa' Thr Cys Gly Glu Ile Cys Ala Tyr Ala Xaa' Ala Cys Thr Gly Xaa' Cys Xaa' (SEQID NO: 1647)
Pro Gly Xaa' Thr Cys Gly Glu Ile Cys Ala Tyr Ala Xaa' Ala Cys Thr Gly Cys Xaa' (SEQID NO: 1648)
Pro Gly Xaa' Thr Cys Gly Glu Ile Cys Ala Tyr Ala Xaa' Ala Cys Thr Gly Cys Xaa' Xaa' (SEQID NO: 1649)
Pro Gly Xaa' Thr Cys Gly Glu Ile Cys Ala Tyr Ala Ala Xaa' Cys Thr Gly Cys (SEQID NO: 1650)
Pro Gly Xaa' Thr Cys Gly Glu Ile Cys Ala Tyr Ala Ala Xaa' Xaa' Cys Thr Gly Cys (SEQID NO: 1651)
Pro Gly Xaa' Thr Cys Gly Glu Ile Cys Ala Tyr Ala Ala Xaa' Xaa' Xaa' Cys Thr Gly Cys (SEQID NO: 1652)
Pro Gly Xaa' Thr Cys Gly Glu Ile Cys Ala Tyr Ala Ala Xaa' Xaa' Cys Xaa' Thr Gly Cys (SEQID NO: 1653)
Pro Gly Xaa' Thr Cys Gly Glu Ile Cys Ala Tyr Ala Ala Xaa' Xaa' Cys Thr Xaa' Gly Cys (SEQID NO: 1654)
Pro Gly Xaa' Thr Cys Gly Glu Ile Cys Ala Tyr Ala Ala Xaa' Xaa' Cys Thr Gly Xaa' Cys (SEQID NO: 1655)
Pro Gly Xaa' Thr Cys Gly Glu Ile Cys Ala Tyr Ala Ala Xaa' Xaa' Cys Thr Gly Cys Xaa' (SEQID NO: 1656)
Pro Gly Xaa' Thr Cys Gly Glu Ile Cys Ala Tyr Ala Ala Xaa' Cys Xaa' Thr Gly Cys (SEQID NO: 1657)
Pro Gly Xaa' Thr Cys Gly Glu Ile Cys Ala Tyr Ala Ala Xaa' Cys Xaa' Thr Xaa' Gly Cys (SEQID NO: 1658)
Pro Gly Xaa' Thr Cys Gly Glu Ile Cys Ala Tyr Ala Ala Xaa' Cys Thr Xaa' Gly Xaa' Cys (SEQID NO: 1659)
Pro Gly Xaa' Thr Cys Gly Glu Ile Cys Ala Tyr Ala Ala Xaa' Cys Thr Xaa' Gly Cys Xaa' (SEQID NO: 1660)
Pro Gly Xaa' Thr Cys Gly Glu Ile Cys Ala Tyr Ala Ala Xaa' Cys Xaa' Thr Gly Cys Xaa' (SEQID NO: 1661)
Pro Gly Xaa' Thr Cys Gly Glu Ile Cys Ala Tyr Ala Ala Xaa' Cys Thr Xaa' Gly Cys (SEQID NO: 1662)
Pro Gly Xaa' Thr Cys Gly Glu Ile Cys Ala Tyr Ala Ala Xaa' Cys Thr Xaa' Xaa' Gly Cys (SEQID NO: 1663)
Pro Gly Xaa' Thr Cys Gly Glu Ile Cys Ala Tyr Ala Ala Xaa' Cys Thr Xaa' Gly Xaa' Cys (SEQID NO: 1664)
Pro Gly Xaa' Thr Cys Gly Glu Ile Cys Ala Tyr Ala Ala Xaa' Cys Thr Xaa' Gly Cys Xaa' (SEQID NO: 1665)
Pro Gly Xaa' Thr Cys Gly Glu Ile Cys Ala Tyr Ala Ala Xaa' Cys Thr Gly Xaa' Cys (SEQID NO: 1666)
Pro Gly Xaa' Thr Cys Gly Glu Ile Cys Ala Tyr Ala Ala Xaa' Cys Thr Gly Xaa' Xaa' Cys (SEQID NO: 1667)
Pro Gly Xaa' Thr Cys Gly Glu Ile Cys Ala Tyr Ala Ala Xaa' Cys Thr Gly Xaa' Cys Xaa' (SEQID NO: 1668)
Pro Gly Xaa' Thr Cys Gly Glu Ile Cys Ala Tyr Ala Ala Xaa' Cys Thr Gly Cys Xaa' (SEQID NO: 1669)
Pro Gly Xaa' Thr Cys Gly Glu Ile Cys Ala Tyr Ala Ala Xaa' Cys Thr Gly Cys Xaa' Xaa' (SEQID NO: 1670)

FIG. 2
(sheet 23 of 114)

Pro Gly Xaa' Thr Cys Gly Glu Ile Cys Ala Tyr Ala Ala Cys Xaa' Thr Gly Cys	(SEQID NO: 1671)
Pro Gly Xaa' Thr Cys Gly Glu Ile Cys Ala Tyr Ala Ala Cys Xaa' Xaa' Thr Gly Cys	(SEQID NO: 1672)
Pro Gly Xaa' Thr Cys Gly Glu Ile Cys Ala Tyr Ala Ala Cys Xaa' Xaa' Xaa' Thr Gly Cys	(SEQID NO: 1673)
Pro Gly Xaa' Thr Cys Gly Glu Ile Cys Ala Tyr Ala Ala Cys Xaa' Xaa' Thr Xaa' Gly Cys	(SEQID NO: 1674)
Pro Gly Xaa' Thr Cys Gly Glu Ile Cys Ala Tyr Ala Ala Cys Xaa' Xaa' Thr Gly Xaa' Cys	(SEQID NO: 1675)
Pro Gly Xaa' Thr Cys Gly Glu Ile Cys Ala Tyr Ala Ala Cys Xaa' Xaa' Thr Gly Cys Xaa'	(SEQID NO: 1676)
Pro Gly Xaa' Thr Cys Gly Glu Ile Cys Ala Tyr Ala Ala Cys Xaa' Thr Xaa' Gly Cys	(SEQID NO: 1677)
Pro Gly Xaa' Thr Cys Gly Glu Ile Cys Ala Tyr Ala Ala Cys Xaa' Thr Xaa' Xaa' Gly Cys	(SEQID NO: 1678)
Pro Gly Xaa' Thr Cys Gly Glu Ile Cys Ala Tyr Ala Ala Cys Xaa' Thr Xaa' Gly Xaa' Cys	(SEQID NO: 1679)
Pro Gly Xaa' Thr Cys Gly Glu Ile Cys Ala Tyr Ala Ala Cys Xaa' Thr Xaa' Gly Cys Xaa'	(SEQID NO: 1680)
Pro Gly Xaa' Thr Cys Gly Glu Ile Cys Ala Tyr Ala Ala Cys Xaa' Thr Gly Xaa' Cys	(SEQID NO: 1681)
Pro Gly Xaa' Thr Cys Gly Glu Ile Cys Ala Tyr Ala Ala Cys Xaa' Thr Gly Xaa' Xaa' Cys	(SEQID NO: 1682)
Pro Gly Xaa' Thr Cys Gly Glu Ile Cys Ala Tyr Ala Ala Cys Xaa' Thr Gly Xaa' Cys Xaa'	(SEQID NO: 1683)
Pro Gly Xaa' Thr Cys Gly Glu Ile Cys Ala Tyr Ala Ala Cys Xaa' Thr Gly Cys Xaa'	(SEQID NO: 1684)
Pro Gly Xaa' Thr Cys Gly Glu Ile Cys Ala Tyr Ala Ala Cys Xaa' Thr Gly Cys Xaa' Xaa'	(SEQID NO: 1685)
Pro Gly Xaa' Thr Cys Gly Glu Ile Cys Ala Tyr Ala Ala Cys Thr Xaa' Gly Cys	(SEQID NO: 1686)
Pro Gly Xaa' Thr Cys Gly Glu Ile Cys Ala Tyr Ala Ala Cys Thr Xaa' Xaa' Gly Cys	(SEQID NO: 1687)
Pro Gly Xaa' Thr Cys Gly Glu Ile Cys Ala Tyr Ala Ala Cys Thr Xaa' Xaa' Xaa' Gly Cys	(SEQID NO: 1688)
Pro Gly Xaa' Thr Cys Gly Glu Ile Cys Ala Tyr Ala Ala Cys Thr Xaa' Xaa' Gly Xaa' Cys	(SEQID NO: 1689)
Pro Gly Xaa' Thr Cys Gly Glu Ile Cys Ala Tyr Ala Ala Cys Thr Xaa' Xaa' Gly Cys Xaa'	(SEQID NO: 1690)
Pro Gly Xaa' Thr Cys Gly Glu Ile Cys Ala Tyr Ala Ala Cys Thr Xaa' Gly Xaa' Cys	(SEQID NO: 1691)
Pro Gly Xaa' Thr Cys Gly Glu Ile Cys Ala Tyr Ala Ala Cys Thr Xaa' Gly Xaa' Xaa' Cys	(SEQID NO: 1692)
Pro Gly Xaa' Thr Cys Gly Glu Ile Cys Ala Tyr Ala Ala Cys Thr Xaa' Gly Xaa' Cys Xaa'	(SEQID NO: 1693)
Pro Gly Xaa' Thr Cys Gly Glu Ile Cys Ala Tyr Ala Ala Cys Thr Xaa' Gly Cys Xaa'	(SEQID NO: 1694)
Pro Gly Xaa' Thr Cys Gly Glu Ile Cys Ala Tyr Ala Ala Cys Thr Xaa' Gly Cys Xaa' Xaa'	(SEQID NO: 1695)
Pro Gly Xaa' Thr Cys Gly Glu Ile Cys Ala Tyr Ala Ala Cys Thr Gly Xaa' Cys	(SEQID NO: 1696)
Pro Gly Xaa' Thr Cys Gly Glu Ile Cys Ala Tyr Ala Ala Cys Thr Gly Xaa' Xaa' Cys	(SEQID NO: 1697)
Pro Gly Xaa' Thr Cys Gly Glu Ile Cys Ala Tyr Ala Ala Cys Thr Gly Xaa' Xaa' Xaa' Cys	(SEQID NO: 1698)
Pro Gly Xaa' Thr Cys Gly Glu Ile Cys Ala Tyr Ala Ala Cys Thr Gly Xaa' Xaa' Cys Xaa'	(SEQID NO: 1699)
Pro Gly Xaa' Thr Cys Gly Glu Ile Cys Ala Tyr Ala Ala Cys Thr Gly Xaa' Cys Xaa'	(SEQID NO: 1700)
Pro Gly Xaa' Thr Cys Gly Glu Ile Cys Ala Tyr Ala Ala Cys Thr Gly Xaa' Cys Xaa' Xaa'	(SEQID NO: 1701)
Pro Gly Xaa' Thr Cys Gly Glu Ile Cys Ala Tyr Ala Ala Cys Thr Gly Cys Xaa'	(SEQID NO: 1702)
Pro Gly Xaa' Thr Cys Gly Glu Ile Cys Ala Tyr Ala Ala Cys Thr Gly Cys Xaa' Xaa'	(SEQID NO: 1703)
Pro Gly Xaa' Thr Cys Gly Glu Ile Cys Ala Tyr Ala Ala Cys Thr Gly Cys Xaa' Xaa' Xaa'	(SEQID NO: 1704)

FIG. 2
(sheet 24 of 114)

42/226

Pro Gly Thr Xaa' Cys Gly Glu Ile Cys Ala Tyr Ala Ala Cys Thr Gly Cys (SEQID NO: 1706)
 Pro Gly Thr Xaa' Xaa' Cys Gly Glu Ile Cys Ala Tyr Ala Ala Cys Thr Gly Cys (SEQID NO: 1708)
 Pro Gly Thr Xaa' Xaa' Xaa' Cys Gly Glu Ile Cys Ala Tyr Ala Ala Cys Thr Gly Cys (SEQID NO: 1707)
 Pro Gly Thr Xaa' Xaa' Xaa' Cys Gly Glu Ile Cys Ala Tyr Ala Ala Cys Thr Gly Cys (SEQID NO: 1708)
 Pro Gly Thr Xaa' Xaa' Xaa' Cys Xaa' Gly Glu Ile Cys Ala Tyr Ala Ala Cys Thr Gly Cys (SEQID NO: 1709)
 Pro Gly Thr Xaa' Xaa' Xaa' Cys Gly Xaa' Glu Ile Cys Ala Tyr Ala Ala Cys Thr Gly Cys (SEQID NO: 1710)
 Pro Gly Thr Xaa' Xaa' Xaa' Cys Gly Glu Xaa' Ile Cys Ala Tyr Ala Ala Cys Thr Gly Cys (SEQID NO: 1711)
 Pro Gly Thr Xaa' Xaa' Xaa' Cys Gly Glu Ile Xaa' Cys Ala Tyr Ala Ala Cys Thr Gly Cys (SEQID NO: 1712)
 Pro Gly Thr Xaa' Xaa' Xaa' Cys Gly Glu Ile Cys Xaa' Ala Tyr Ala Ala Cys Thr Gly Cys (SEQID NO: 1713)
 Pro Gly Thr Xaa' Xaa' Xaa' Cys Gly Glu Ile Cys Ala Xaa' Tyr Ala Ala Cys Thr Gly Cys (SEQID NO: 1714)
 Pro Gly Thr Xaa' Xaa' Xaa' Cys Gly Glu Ile Cys Ala Tyr Xaa' Ala Ala Cys Thr Gly Cys (SEQID NO: 1715)
 Pro Gly Thr Xaa' Xaa' Xaa' Cys Gly Glu Ile Cys Ala Tyr Ala Xaa' Ala Cys Thr Gly Cys (SEQID NO: 1716)
 Pro Gly Thr Xaa' Xaa' Xaa' Cys Gly Ile Cys Ala Tyr Ala Ala Xaa' Cys Thr Gly Cys (SEQID NO: 1717)
 Pro Gly Thr Xaa' Xaa' Xaa' Cys Gly Glu Ile Cys Ala Tyr Ala Ala Cys Xaa' Thr Gly Cys (SEQID NO: 1718)
 Pro Gly Thr Xaa' Xaa' Xaa' Cys Gly Glu Ile Cys Ala Tyr Ala Ala Cys Thr Xaa' Gly Cys (SEQID NO: 1719)
 Pro Gly Thr Xaa' Xaa' Xaa' Cys Gly Glu Ile Cys Ala Tyr Ala Ala Cys Thr Gly Xaa' Cys (SEQID NO: 1720)
 Pro Gly Thr Xaa' Xaa' Xaa' Cys Gly Glu Ile Cys Ala Tyr Ala Ala Cys Thr Gly Cys Xaa' (SEQID NO: 1721)
 Pro Gly Thr Xaa' Xaa' Cys Xaa' Gly Glu Ile Cys Ala Tyr Ala Ala Cys Thr Gly Cys (SEQID NO: 1722)
 Pro Gly Thr Xaa' Xaa' Cys Xaa' Xaa' Gly Glu Ile Cys Ala Tyr Ala Ala Cys Thr Gly Cys (SEQID NO: 1723)
 Pro Gly Thr Xaa' Xaa' Cys Xaa' Gly Xaa' Glu Ile Cys Ala Tyr Ala Ala Cys Thr Gly Cys (SEQID NO: 1724)
 Pro Gly Thr Xaa' Xaa' Cys Xaa' Gly Glu Xaa' Ile Cys Ala Tyr Ala Ala Cys Thr Gly Cys (SEQID NO: 1726)
 Pro Gly Thr Xaa' Xaa' Cys Xaa' Gly Glu Ile Xaa' Cys Ala Tyr Ala Ala Cys Thr Gly Cys (SEQID NO: 1728)
 Pro Gly Thr Xaa' Xaa' Cys Xaa' Gly Glu Ile Cys Xaa' Ala Tyr Ala Ala Cys Thr Gly Cys (SEQID NO: 1727)
 Pro Gly Thr Xaa' Xaa' Cys Xaa' Gly Glu Ile Cys Ala Xaa' Tyr Ala Ala Cys Thr Gly Cys (SEQID NO: 1728)
 Pro Gly Thr Xaa' Xaa' Cys Xaa' Gly Glu Ile Cys Ala Tyr Xaa' Ala Ala Cys Thr Gly Cys (SEQID NO: 1729)
 Pro Gly Thr Xaa' Xaa' Cys Xaa' Gly Glu Ile Cys Ala Tyr Ala Xaa' Ala Cys Thr Gly Cys (SEQID NO: 1730)
 Pro Gly Thr Xaa' Xaa' Cys Xaa' Gly Glu Ile Cys Ala Tyr Ala Ala Xaa' Cys Thr Gly Cys (SEQID NO: 1731)
 Pro Gly Thr Xaa' Xaa' Cys Xaa' Gly Glu Ile Cys Ala Tyr Ala Ala Cys Xaa' Thr Gly Cys (SEQID NO: 1732)
 Pro Gly Thr Xaa' Xaa' Cys Xaa' Gly Glu Ile Cys Ala Tyr Ala Ala Cys Thr Xaa' Gly Cys (SEQID NO: 1733)
 Pro Gly Thr Xaa' Xaa' Cys Xaa' Gly Glu Ile Cys Ala Tyr Ala Ala Cys Thr Gly Xaa' Cys (SEQID NO: 1734)
 Pro Gly Thr Xaa' Xaa' Cys Xaa' Gly Glu Ile Cys Ala Tyr Ala Ala Cys Thr Gly Cys Xaa' (SEQID NO: 1735)
 Pro Gly Thr Xaa' Xaa' Cys Gly Xaa' Glu Ile Cys Ala Tyr Ala Ala Cys Thr Gly Cys (SEQID NO: 1736)
 Pro Gly Thr Xaa' Xaa' Cys Gly Xaa' Xaa' Glu Ile Cys Ala Tyr Ala Ala Cys Thr Gly Cys (SEQID NO: 1737)
 Pro Gly Thr Xaa' Xaa' Cys Gly Xaa' Glu Xaa' Ile Cys Ala Tyr Ala Ala Cys Thr Gly Cys (SEQID NO: 1738)

FIG. 2
(sheet 25 of 114)

43/226

Pro Gly Thr Xaa' Xaa' Cys Gly Xaa' Glu Ile Xaa' Cys Ala Tyr Ala Ala Cys Thr Gly Cys (SEQID NO: 1739)
 Pro Gly Thr Xaa' Xaa' Cys Gly Xaa' Glu Ile Cys Xaa' Ala Tyr Ala Ala Cys Thr Gly Cys (SEQID NO: 1740)
 Pro Gly Thr Xaa' Xaa' Cys Gly Xaa' Glu Ile Cys Ala Xaa' Tyr Ala Ala Cys Thr Gly Cys (SEQID NO: 1741)
 Pro Gly Thr Xaa' Xaa' Cys Gly Xaa' Glu Ile Cys Ala Tyr Xaa' Ala Ala Cys Thr Gly Cys (SEQID NO: 1742)
 Pro Gly Thr Xaa' Xaa' Cys Gly Xaa' Glu Ile Cys Ala Tyr Ala Xaa' Ala Cys Thr Gly Cys (SEQID NO: 1743)
 Pro Gly Thr Xaa' Xaa' Cys Gly Xaa' Glu Ile Cys Ala Tyr Ala Ala Xaa' Cys Thr Gly Cys (SEQID NO: 1744)
 Pro Gly Thr Xaa' Xaa' Cys Gly Xaa' Glu Ile Cys Ala Tyr Ala Ala Cys Xaa' Thr Gly Cys (SEQID NO: 1745)
 Pro Gly Thr Xaa' Xaa' Cys Gly Xaa' Glu Ile Cys Ala Tyr Ala Ala Cys Thr Xaa' Gly Cys (SEQID NO: 1746)
 Pro Gly Thr Xaa' Xaa' Cys Gly Xaa' Glu Ile Cys Ala Tyr Ala Ala Cys Thr Gly Xaa' Cys (SEQID NO: 1747)
 Pro Gly Thr Xaa' Xaa' Cys Gly Xaa' Glu Ile Cys Ala Tyr Ala Ala Cys Thr Gly Cys Xaa' (SEQID NO: 1748)
 Pro Gly Thr Xaa' Xaa' Cys Gly Glu Xaa' Ile Cys Ala Tyr Ala Ala Cys Thr Gly Cys (SEQID NO: 1749)
 Pro Gly Thr Xaa' Xaa' Cys Gly Glu Xaa' Xaa' Ile Cys Ala Tyr Ala Ala Cys Thr Gly Cys (SEQID NO: 1750)
 Pro Gly Thr Xaa' Xaa' Cys Gly Glu Xaa' Ile Xaa' Cys Ala Tyr Ala Ala Cys Thr Gly Cys (SEQID NO: 1751)
 Pro Gly Thr Xaa' Xaa' Cys Gly Glu Xaa' Ile Cys Xaa' Ala Tyr Ala Ala Cys Thr Gly Cys (SEQID NO: 1752)
 Pro Gly Thr Xaa' Xaa' Cys Gly Glu Xaa' Ile Cys Ala Xaa' Tyr Ala Ala Cys Thr Gly Cys (SEQID NO: 1753)
 Pro Gly Thr Xaa' Xaa' Cys Gly Glu Xaa' Ile Cys Ala Tyr Xaa' Ala Ala Cys Thr Gly Cys (SEQID NO: 1754)
 Pro Gly Thr Xaa' Xaa' Cys Gly Glu Xaa' Ile Cys Ala Tyr Ala Xaa' Ala Cys Thr Gly Cys (SEQID NO: 1755)
 Pro Gly Thr Xaa' Xaa' Cys Gly Glu Xaa' Ile Cys Ala Tyr Ala Ala Xaa' Cys Thr Gly Cys (SEQID NO: 1756)
 Pro Gly Thr Xaa' Xaa' Cys Gly Glu Xaa' Ile Cys Ala Tyr Ala Ala Cys Xaa' Thr Gly Cys (SEQID NO: 1757)
 Pro Gly Thr Xaa' Xaa' Cys Gly Glu Xaa' Ile Cys Ala Tyr Ala Ala Cys Thr Xaa' Gly Cys (SEQID NO: 1758)
 Pro Gly Thr Xaa' Xaa' Cys Gly Glu Xaa' Ile Cys Ala Tyr Ala Ala Cys Thr Gly Xaa' Cys (SEQID NO: 1759)
 Pro Gly Thr Xaa' Xaa' Cys Gly Glu Xaa' Ile Cys Ala Tyr Ala Ala Cys Thr Gly Cys Xaa' (SEQID NO: 1760)
 Pro Gly Thr Xaa' Xaa' Cys Gly Glu Ile Xaa' Cys Ala Tyr Ala Ala Cys Thr Gly Cys (SEQID NO: 1761)
 Pro Gly Thr Xaa' Xaa' Cys Gly Glu Ile Xaa' Xaa' Cys Ala Tyr Ala Ala Cys Thr Gly Cys (SEQID NO: 1762)
 Pro Gly Thr Xaa' Xaa' Cys Gly Glu Ile Xaa' Cys Xaa' Ala Tyr Ala Ala Cys Thr Gly Cys (SEQID NO: 1763)
 Pro Gly Thr Xaa' Xaa' Cys Gly Glu Ile Xaa' Cys Ala Xaa' Tyr Ala Ala Cys Thr Gly Cys (SEQID NO: 1764)
 Pro Gly Thr Xaa' Xaa' Cys Gly Glu Ile Xaa' Cys Ala Tyr Xaa' Ala Ala Cys Thr Gly Cys (SEQID NO: 1765)
 Pro Gly Thr Xaa' Xaa' Cys Gly Glu Ile Xaa' Cys Ala Tyr Ala Xaa' Ala Cys Thr Gly Cys (SEQID NO: 1766)
 Pro Gly Thr Xaa' Xaa' Cys Gly Glu Ile Xaa' Cys Ala Tyr Ala Ala Xaa' Cys Thr Gly Cys (SEQID NO: 1767)
 Pro Gly Thr Xaa' Xaa' Cys Gly Glu Ile Xaa' Cys Ala Tyr Ala Ala Cys Xaa' Thr Gly Cys (SEQID NO: 1768)
 Pro Gly Thr Xaa' Xaa' Cys Gly Glu Ile Xaa' Cys Ala Tyr Ala Ala Cys Thr Xaa' Gly Cys (SEQID NO: 1769)
 Pro Gly Thr Xaa' Xaa' Cys Gly Glu Ile Xaa' Cys Ala Tyr Ala Ala Cys Thr Gly Xaa' Cys (SEQID NO: 1770)
 Pro Gly Thr Xaa' Xaa' Cys Gly Glu Ile Xaa' Cys Ala Tyr Ala Ala Cys Thr Gly Cys Xaa' (SEQID NO: 1771)
 Pro Gly Thr Xaa' Xaa' Cys Gly Glu Ile Cys Xaa' Ala Tyr Ala Ala Cys Thr Gly Cys (SEQID NO: 1772)

FIG. 2
(sheet 26 of 114)

44/226

Pro Gly Thr Xaa' Xaa' Cys Gly Glu Ile Cys Xaa' Xaa' Ala Tyr Ala Ala Cys Thr Gly Cys (SEQID NO: 1773)
Pro Gly Thr Xaa' Xaa' Cys Gly Glu Ile Cys Xaa' Ala Xaa' Tyr Ala Ala Cys Thr Gly Cys (SEQID NO: 1774)
Pro Gly Thr Xaa' Xaa' Cys Gly Glu Ile Cys Xaa' Ala Tyr Xaa' Ala Ala Cys Thr Gly Cys (SEQID NO: 1775)
Pro Gly Thr Xaa' Xaa' Cys Gly Glu Ile Cys Xaa' Ala Tyr Ala Xaa' Ala Cys Thr Gly Cys (SEQID NO: 1776)
Pro Gly Thr Xaa' Xaa' Cys Gly Glu Ile Cys Xaa' Ala Tyr Ala Ala Xaa' Cys Thr Gly Cys (SEQID NO: 1777)
Pro Gly Thr Xaa' Xaa' Cys Gly Glu Ile Cys Xaa' Ala Tyr Ala Ala Cys Xaa' Thr Gly Cys (SEQID NO: 1778)
Pro Gly Thr Xaa' Xaa' Cys Gly Glu Ile Cys Xaa' Ala Tyr Ala Ala Cys Thr Xaa' Gly Cys (SEQID NO: 1779)
Pro Gly Thr Xaa' Xaa' Cys Gly Glu Ile Cys Xaa' Ala Tyr Ala Ala Cys Thr Gly Xaa' Cys (SEQID NO: 1780)
Pro Gly Thr Xaa' Xaa' Cys Gly Glu Ile Cys Xaa' Ala Tyr Ala Ala Cys Thr Gly Cys Xaa' (SEQID NO: 1781)
Pro Gly Thr Xaa' Xaa' Cys Gly Glu Ile Cys Ala Xaa' Tyr Ala Ala Cys Thr Gly Cys (SEQID NO: 1782)
Pro Gly Thr Xaa' Xaa' Cys Gly Glu Ile Cys Ala Xaa' Xaa' Tyr Ala Ala Cys Thr Gly Cys (SEQID NO: 1783)
Pro Gly Thr Xaa' Xaa' Cys Gly Glu Ile Cys Ala Xaa' Tyr Xaa' Ala Ala Cys Thr Gly Cys (SEQID NO: 1784)
Pro Gly Thr Xaa' Xaa' Cys Gly Glu Ile Cys Ala Xaa' Tyr Ala Xaa' Ala Cys Thr Gly Cys (SEQID NO: 1785)
Pro Gly Thr Xaa' Xaa' Cys Gly Glu Ile Cys Ala Xaa' Tyr Ala Ala Xaa' Cys Thr Gly Cys (SEQID NO: 1786)
Pro Gly Thr Xaa' Xaa' Cys Gly Glu Ile Cys Ala Xaa' Tyr Ala Ala Cys Xaa' Thr Gly Cys (SEQID NO: 1787)
Pro Gly Thr Xaa' Xaa' Cys Gly Glu Ile Cys Ala Xaa' Tyr Ala Ala Cys Thr Xaa' Gly Cys (SEQID NO: 1788)
Pro Gly Thr Xaa' Xaa' Cys Gly Glu Ile Cys Ala Xaa' Tyr Ala Ala Cys Thr Gly Cys Xaa' (SEQID NO: 1789)
Pro Gly Thr Xaa' Xaa' Cys Gly Glu Ile Cys Ala Tyr Xaa' Ala Ala Cys Thr Gly Cys (SEQID NO: 1790)
Pro Gly Thr Xaa' Xaa' Cys Gly Glu Ile Cys Ala Tyr Xaa' Xaa' Ala Ala Cys Thr Gly Cys (SEQID NO: 1791)
Pro Gly Thr Xaa' Xaa' Cys Gly Glu Ile Cys Ala Tyr Xaa' Ala Xaa' Ala Cys Thr Gly Cys (SEQID NO: 1792)
Pro Gly Thr Xaa' Xaa' Cys Gly Glu Ile Cys Ala Tyr Xaa' Ala Ala Xaa' Cys Thr Gly Cys (SEQID NO: 1793)
Pro Gly Thr Xaa' Xaa' Cys Gly Glu Ile Cys Ala Tyr Xaa' Ala Ala Xaa' Cys Thr Gly Cys (SEQID NO: 1794)
Pro Gly Thr Xaa' Xaa' Cys Gly Glu Ile Cys Ala Tyr Xaa' Ala Ala Cys Xaa' Thr Gly Cys (SEQID NO: 1795)
Pro Gly Thr Xaa' Xaa' Cys Gly Glu Ile Cys Ala Tyr Xaa' Ala Ala Cys Thr Xaa' Gly Cys (SEQID NO: 1796)
Pro Gly Thr Xaa' Xaa' Cys Gly Glu Ile Cys Ala Tyr Xaa' Ala Ala Cys Thr Gly Cys Xaa' (SEQID NO: 1797)
Pro Gly Thr Xaa' Xaa' Cys Gly Glu Ile Cys Ala Tyr Xaa' Ala Ala Cys Thr Gly Cys Xaa' (SEQID NO: 1798)
Pro Gly Thr Xaa' Xaa' Cys Gly Glu Ile Cys Ala Tyr Ala Xaa' Ala Cys Thr Gly Cys (SEQID NO: 1799)
Pro Gly Thr Xaa' Xaa' Cys Gly Glu Ile Cys Ala Tyr Ala Xaa' Xaa' Ala Cys Thr Gly Cys (SEQID NO: 1800)
Pro Gly Thr Xaa' Xaa' Cys Gly Glu Ile Cys Ala Tyr Ala Xaa' Ala Xaa' Cys Thr Gly Cys (SEQID NO: 1801)
Pro Gly Thr Xaa' Xaa' Cys Gly Glu Ile Cys Ala Tyr Ala Xaa' Ala Cys Xaa' Thr Gly Cys (SEQID NO: 1802)
Pro Gly Thr Xaa' Xaa' Cys Gly Glu Ile Cys Ala Tyr Ala Xaa' Ala Cys Thr Xaa' Gly Cys (SEQID NO: 1803)
Pro Gly Thr Xaa' Xaa' Cys Gly Glu Ile Cys Ala Tyr Ala Xaa' Ala Cys Thr Gly Xaa' Cys (SEQID NO: 1804)
Pro Gly Thr Xaa' Xaa' Cys Gly Glu Ile Cys Ala Tyr Ala Xaa' Ala Cys Thr Gly Cys Xaa' (SEQID NO: 1805)
Pro Gly Thr Xaa' Xaa' Cys Gly Glu Ile Cys Ala Tyr Ala Ala Xaa' Cys Thr Gly Cys (SEQID NO: 1806)

FIG. 2
(sheet 27 of 114)

45/226

Pro Gly Thr Xaa' Xaa' Cys Gly Glu Ile Cys Ala Tyr Ala Ala Xaa' Xaa' Cys Thr Gly Cys (SEQID NO: 1807)
 Pro Gly Thr Xaa' Xaa' Cys Gly Glu Ile Cys Ala Tyr Ala Ala Xaa' Cys Xaa' Thr Gly Cys (SEQID NO: 1808)
 Pro Gly Thr Xaa' Xaa' Cys Gly Glu Ile Cys Ala Tyr Ala Ala Xaa' Cys Thr Xaa' Gly Cys (SEQID NO: 1809)
 Pro Gly Thr Xaa' Xaa' Cys Gly Glu Ile Cys Ala Tyr Ala Ala Xaa' Cys Thr Gly Xaa' Cys (SEQID NO: 1810)
 Pro Gly Thr Xaa' Xaa' Cys Gly Glu Ile Cys Ala Tyr Ala Ala Xaa' Cys Thr Gly Cys Xaa' (SEQID NO: 1811)
 Pro Gly Thr Xaa' Xaa' Cys Gly Glu Ile Cys Ala Tyr Ala Ala Cys Xaa' Thr Gly Cys (SEQID NO: 1812)
 Pro Gly Thr Xaa' Xaa' Cys Gly Glu Ile Cys Ala Tyr Ala Ala Cys Xaa' Xaa' Thr Gly Cys (SEQID NO: 1813)
 Pro Gly Thr Xaa' Xaa' Cys Gly Glu Ile Cys Ala Tyr Ala Ala Cys Xaa' Thr Xaa' Gly Cys (SEQID NO: 1814)
 Pro Gly Thr Xaa' Xaa' Cys Gly Glu Ile Cys Ala Tyr Ala Ala Cys Xaa' Thr Gly Xaa' Cys (SEQID NO: 1815)
 Pro Gly Thr Xaa' Xaa' Cys Gly Glu Ile Cys Ala Tyr Ala Ala Cys Xaa' Thr Gly Cys Xaa' (SEQID NO: 1816)
 Pro Gly Thr Xaa' Xaa' Cys Gly Glu Ile Cys Ala Tyr Ala Ala Cys Thr Xaa' Gly Cys (SEQID NO: 1817)
 Pro Gly Thr Xaa' Xaa' Cys Gly Glu Ile Cys Ala Tyr Ala Ala Cys Thr Xaa' Xaa' Gly Cys (SEQID NO: 1818)
 Pro Gly Thr Xaa' Xaa' Cys Gly Glu Ile Cys Ala Tyr Ala Ala Cys Thr Xaa' Gly Xaa' Cys (SEQID NO: 1819)
 Pro Gly Thr Xaa' Xaa' Cys Gly Glu Ile Cys Ala Tyr Ala Ala Cys Thr Xaa' Gly Cys Xaa' (SEQID NO: 1820)
 Pro Gly Thr Xaa' Xaa' Cys Gly Glu Ile Cys Ala Tyr Ala Ala Cys Thr Gly Xaa' Cys (SEQID NO: 1821)
 Pro Gly Thr Xaa' Xaa' Cys Gly Glu Ile Cys Ala Tyr Ala Ala Cys Thr Gly Xaa' Xaa' Cys (SEQID NO: 1822)
 Pro Gly Thr Xaa' Xaa' Cys Gly Glu Ile Cys Ala Tyr Ala Ala Cys Thr Gly Xaa' Cys Xaa' (SEQID NO: 1823)
 Pro Gly Thr Xaa' Xaa' Cys Gly Glu Ile Cys Ala Tyr Ala Ala Cys Thr Gly Cys Xaa' (SEQID NO: 1824)
 Pro Gly Thr Xaa' Xaa' Cys Gly Glu Ile Cys Ala Tyr Ala Ala Cys Thr Gly Cys Xaa' Xaa' (SEQID NO: 1825)
 Pro Gly Thr Xaa' Cys Xaa' Gly Glu Ile Cys Ala Tyr Ala Ala Cys Thr Gly Cys (SEQID NO: 1826)
 Pro Gly Thr Xaa' Cys Xaa' Xaa' Gly Glu Ile Cys Ala Tyr Ala Ala Cys Thr Gly Cys (SEQID NO: 1827)
 Pro Gly Thr Xaa' Cys Xaa' Xaa' Gly Glu Ile Cys Ala Tyr Ala Ala Cys Thr Gly Cys (SEQID NO: 1828)
 Pro Gly Thr Xaa' Cys Xaa' Xaa' Gly Xaa' Glu Ile Cys Ala Tyr Ala Ala Cys Thr Gly Cys (SEQID NO: 1829)
 Pro Gly Thr Xaa' Cys Xaa' Xaa' Gly Glu Xaa' Ile Cys Ala Tyr Ala Ala Cys Thr Gly Cys (SEQID NO: 1830)
 Pro Gly Thr Xaa' Cys Xaa' Xaa' Gly Glu Ile Xaa' Cys Ala Tyr Ala Ala Cys Thr Gly Cys (SEQID NO: 1831)
 Pro Gly Thr Xaa' Cys Xaa' Xaa' Gly Glu Ile Cys Xaa' Ala Tyr Ala Ala Cys Thr Gly Cys (SEQID NO: 1832)
 Pro Gly Thr Xaa' Cys Xaa' Xaa' Gly Glu Ile Cys Ala Xaa' Tyr Ala Ala Cys Thr Gly Cys (SEQID NO: 1833)
 Pro Gly Thr Xaa' Cys Xaa' Xaa' Gly Glu Ile Cys Ala Tyr Xaa' Ala Ala Cys Thr Gly Cys (SEQID NO: 1834)
 Pro Gly Thr Xaa' Cys Xaa' Xaa' Gly Glu Ile Cys Ala Tyr Ala Xaa' Ala Cys Thr Gly Cys (SEQID NO: 1835)
 Pro Gly Thr Xaa' Cys Xaa' Xaa' Gly Glu Ile Cys Ala Tyr Ala Ala Xaa' Cys Thr Gly Cys (SEQID NO: 1836)
 Pro Gly Thr Xaa' Cys Xaa' Xaa' Gly Glu Ile Cys Ala Tyr Ala Ala Cys Xaa' Thr Gly Cys (SEQID NO: 1837)
 Pro Gly Thr Xaa' Cys Xaa' Xaa' Gly Glu Ile Cys Ala Tyr Ala Ala Cys Thr Xaa' Gly Cys (SEQID NO: 1838)
 Pro Gly Thr Xaa' Cys Xaa' Xaa' Gly Glu Ile Cys Ala Tyr Ala Ala Cys Thr Gly Xaa' Cys (SEQID NO: 1839)
 Pro Gly Thr Xaa' Cys Xaa' Xaa' Gly Glu Ile Cys Ala Tyr Ala Ala Cys Thr Gly Cys Xaa' (SEQID NO: 1840)

FIG. 2
(sheet 28 of 114)

46/226

Pro Gly Thr Xaa' Cys Xaa' Gly Xaa' Glu Ile Cys Ala Tyr Ala Ala Cys Thr Gly Cys (SEQID NO: 1841)
 Pro Gly Thr Xaa' Cys Xaa' Gly Xaa' Xaa' Glu Ile Cys Ala Tyr Ala Ala Cys Thr Gly Cys (SEQID NO: 1842)
 Pro Gly Thr Xaa' Cys Xaa' Gly Xaa' Glu Xaa' Ile Cys Ala Tyr Ala Ala Cys Thr Gly Cys (SEQID NO: 1843)
 Pro Gly Thr Xaa' Cys Xaa' Gly Xaa' Glu Ile Xaa' Cys Ala Tyr Ala Ala Cys Thr Gly Cys (SEQID NO: 1844)
 Pro Gly Thr Xaa' Cys Xaa' Gly Xaa' Glu Ile Cys Xaa' Ala Tyr Ala Ala Cys Thr Gly Cys (SEQID NO: 1845)
 Pro Gly Thr Xaa' Cys Xaa' Gly Xaa' Glu Ile Cys Ala Xaa' Tyr Ala Ala Cys Thr Gly Cys (SEQID NO: 1846)
 Pro Gly Thr Xaa' Cys Xaa' Gly Xaa' Glu Ile Cys Ala Tyr Xaa' Ala Ala Cys Thr Gly Cys (SEQID NO: 1847)
 Pro Gly Thr Xaa' Cys Xaa' Gly Xaa' Glu Ile Cys Ala Tyr Ala Xaa' Ala Cys Thr Gly Cys (SEQID NO: 1848)
 Pro Gly Thr Xaa' Cys Xaa' Gly Xaa' Glu Ile Cys Ala Tyr Ala Ala Xaa' Cys Thr Gly Cys (SEQID NO: 1849)
 Pro Gly Thr Xaa' Cys Xaa' Gly Xaa' Glu Ile Cys Ala Tyr Ala Ala Cys Xaa' Thr Gly Cys (SEQID NO: 1850)
 Pro Gly Thr Xaa' Cys Xaa' Gly Xaa' Glu Ile Cys Ala Tyr Ala Ala Cys Thr Xaa' Gly Cys (SEQID NO: 1851)
 Pro Gly Thr Xaa' Cys Xaa' Gly Xaa' Glu Ile Cys Ala Tyr Ala Ala Cys Thr Gly Xaa' Cys (SEQID NO: 1852)
 Pro Gly Thr Xaa' Cys Xaa' Gly Xaa' Glu Ile Cys Ala Tyr Ala Ala Cys Thr Gly Cys Xaa' (SEQID NO: 1853)
 Pro Gly Thr Xaa' Cys Xaa' Gly Glu Xaa' Ile Cys Ala Tyr Ala Ala Cys Thr Gly Cys (SEQID NO: 1854)
 Pro Gly Thr Xaa' Cys Xaa' Gly Glu Xaa' Xaa' Ile Cys Ala Tyr Ala Ala Cys Thr Gly Cys (SEQID NO: 1855)
 Pro Gly Thr Xaa' Cys Xaa' Gly Glu Xaa' Ile Xaa' Cys Ala Tyr Ala Ala Cys Thr Gly Cys (SEQID NO: 1856)
 Pro Gly Thr Xaa' Cys Xaa' Gly Glu Xaa' Ile Cys Xaa' Ala Tyr Ala Ala Cys Thr Gly Cys (SEQID NO: 1857)
 Pro Gly Thr Xaa' Cys Xaa' Gly Glu Xaa' Ile Cys Ala Xaa' Tyr Ala Ala Cys Thr Gly Cys (SEQID NO: 1858)
 Pro Gly Thr Xaa' Cys Xaa' Gly Glu Xaa' Ile Cys Ala Tyr Xaa' Ala Ala Cys Thr Gly Cys (SEQID NO: 1859)
 Pro Gly Thr Xaa' Cys Xaa' Gly Glu Xaa' Ile Cys Ala Tyr Ala Xaa' Ala Cys Thr Gly Cys (SEQID NO: 1860)
 Pro Gly Thr Xaa' Cys Xaa' Gly Glu Xaa' Ile Cys Ala Tyr Ala Ala Cys Xaa' Thr Gly Cys (SEQID NO: 1861)
 Pro Gly Thr Xaa' Cys Xaa' Gly Glu Xaa' Ile Cys Ala Tyr Ala Ala Cys Xaa' Thr Gly Cys (SEQID NO: 1862)
 Pro Gly Thr Xaa' Cys Xaa' Gly Glu Xaa' Ile Cys Ala Tyr Ala Ala Cys Thr Xaa' Gly Cys (SEQID NO: 1863)
 Pro Gly Thr Xaa' Cys Xaa' Gly Glu Xaa' Ile Cys Ala Tyr Ala Ala Cys Thr Gly Xaa' Cys (SEQID NO: 1864)
 Pro Gly Thr Xaa' Cys Xaa' Gly Glu Xaa' Ile Cys Ala Tyr Ala Ala Cys Thr Gly Cys Xaa' (SEQID NO: 1865)
 Pro Gly Thr Xaa' Cys Xaa' Gly Glu Ile Xaa' Cys Ala Tyr Ala Ala Cys Thr Gly Cys (SEQID NO: 1866)
 Pro Gly Thr Xaa' Cys Xaa' Gly Glu Ile Xaa' Xaa' Cys Ala Tyr Ala Ala Cys Thr Gly Cys (SEQID NO: 1868)
 Pro Gly Thr Xaa' Cys Xaa' Gly Glu Ile Xaa' Cys Ala Xaa' Tyr Ala Ala Cys Thr Gly Cys (SEQID NO: 1869)
 Pro Gly Thr Xaa' Cys Xaa' Gly Glu Ile Xaa' Cys Ala Tyr Xaa' Ala Ala Cys Thr Gly Cys (SEQID NO: 1870)
 Pro Gly Thr Xaa' Cys Xaa' Gly Glu Ile Xaa' Cys Ala Tyr Ala Xaa' Ala Cys Thr Gly Cys (SEQID NO: 1871)
 Pro Gly Thr Xaa' Cys Xaa' Gly Glu Ile Xaa' Cys Ala Tyr Ala Ala Xaa' Cys Thr Gly Cys (SEQID NO: 1872)
 Pro Gly Thr Xaa' Cys Xaa' Gly Glu Ile Xaa' Cys Ala Tyr Ala Ala Cys Xaa' Thr Gly Cys (SEQID NO: 1873)
 Pro Gly Thr Xaa' Cys Xaa' Gly Glu Ile Xaa' Cys Ala Tyr Ala Ala Cys Thr Xaa' Gly Cys (SEQID NO: 1874)

FIG. 2
(sheet 29 of 114)

47/226

Pro Gly Thr Xaa' Cys Xaa' Gly Glu Ile Xaa' Cys Ala Tyr Ala Ala Cys Thr Gly Xaa' Cys (SEQID NO: 1875)
 Pro Gly Thr Xaa' Cys Xaa' Gly Glu Ile Xaa' Cys Ala Tyr Ala Ala Cys Thr Gly Cys Xaa' (SEQID NO: 1876)
 Pro Gly Thr Xaa' Cys Xaa' Gly Glu Ile Cys Xaa' Ala Tyr Ala Ala Cys Thr Gly Cys (SEQID NO: 1877)
 Pro Gly Thr Xaa' Cys Xaa' Gly Glu Ile Cys Xaa' Xaa' Ala Tyr Ala Ala Cys Thr Gly Cys (SEQID NO: 1878)
 Pro Gly Thr Xaa' Cys Xaa' Gly Glu Ile Cys Xaa' Ala Xaa' Tyr Ala Ala Cys Thr Gly Cys (SEQID NO: 1879)
 Pro Gly Thr Xaa' Cys Xaa' Gly Glu Ile Cys Xaa' Ala Tyr Xaa' Ala Ala Cys Thr Gly Cys (SEQID NO: 1880)
 Pro Gly Thr Xaa' Cys Xaa' Gly Glu Ile Cys Xaa' Ala Tyr Ala Xaa' Ala Cys Thr Gly Cys (SEQID NO: 1881)
 Pro Gly Thr Xaa' Cys Xaa' Gly Glu Ile Cys Xaa' Ala Tyr Ala Ala Xaa' Cys Thr Gly Cys (SEQID NO: 1882)
 Pro Gly Thr Xaa' Cys Xaa' Gly Glu Ile Cys Xaa' Ala Tyr Ala Ala Cys Xaa' Thr Gly Cys (SEQID NO: 1883)
 Pro Gly Thr Xaa' Cys Xaa' Gly Glu Ile Cys Xaa' Ala Tyr Ala Ala Cys Thr Xaa' Gly Cys (SEQID NO: 1884)
 Pro Gly Thr Xaa' Cys Xaa' Gly Glu Ile Cys Xaa' Ala Tyr Ala Ala Cys Thr Gly Xaa' Cys (SEQID NO: 1885)
 Pro Gly Thr Xaa' Cys Xaa' Gly Glu Ile Cys Xaa' Ala Tyr Ala Ala Cys Thr Gly Cys Xaa' (SEQID NO: 1886)
 Pro Gly Thr Xaa' Cys Xaa' Gly Glu Ile Cys Ala Xaa' Tyr Ala Ala Cys Thr Gly Cys (SEQID NO: 1887)
 Pro Gly Thr Xaa' Cys Xaa' Gly Glu Ile Cys Ala Xaa' Xaa' Tyr Ala Ala Cys Thr Gly Cys (SEQID NO: 1888)
 Pro Gly Thr Xaa' Cys Xaa' Gly Glu Ile Cys Ala Xaa' Tyr Xaa' Ala Ala Cys Thr Gly Cys (SEQID NO: 1889)
 Pro Gly Thr Xaa' Cys Xaa' Gly Glu Ile Cys Ala Xaa' Tyr Ala Xaa' Ala Cys Thr Gly Cys (SEQID NO: 1890)
 Pro Gly Thr Xaa' Cys Xaa' Gly Glu Ile Cys Ala Xaa' Tyr Ala Ala Xaa' Cys Thr Gly Cys (SEQID NO: 1891)
 Pro Gly Thr Xaa' Cys Xaa' Gly Glu Ile Cys Ala Xaa' Tyr Ala Ala Cys Xaa' Thr Gly Cys (SEQID NO: 1892)
 Pro Gly Thr Xaa' Cys Xaa' Gly Glu Ile Cys Ala Xaa' Tyr Ala Ala Cys Thr Xaa' Gly Cys (SEQID NO: 1893)
 Pro Gly Thr Xaa' Cys Xaa' Gly Glu Ile Cys Ala Xaa' Tyr Ala Ala Cys Thr Gly Xaa' Cys (SEQID NO: 1894)
 Pro Gly Thr Xaa' Cys Xaa' Gly Glu Ile Cys Ala Xaa' Tyr Ala Ala Cys Thr Gly Cys Xaa' (SEQID NO: 1895)
 Pro Gly Thr Xaa' Cys Xaa' Gly Glu Ile Cys Ala Tyr Xaa' Xaa' Ala Ala Cys Thr Gly Cys (SEQID NO: 1896)
 Pro Gly Thr Xaa' Cys Xaa' Gly Glu Ile Cys Ala Tyr Xaa' Ala Xaa' Ala Cys Thr Gly Cys (SEQID NO: 1898)
 Pro Gly Thr Xaa' Cys Xaa' Gly Glu Ile Cys Ala Tyr Xaa' Ala Ala Xaa' Cys Thr Gly Cys (SEQID NO: 1899)
 Pro Gly Thr Xaa' Cys Xaa' Gly Glu Ile Cys Ala Tyr Xaa' Ala Ala Cys Xaa' Thr Gly Cys (SEQID NO: 1900)
 Pro Gly Thr Xaa' Cys Xaa' Gly Glu Ile Cys Ala Tyr Xaa' Ala Ala Cys Thr Xaa' Gly Cys (SEQID NO: 1901)
 Pro Gly Thr Xaa' Cys Xaa' Gly Glu Ile Cys Ala Tyr Xaa' Ala Ala Cys Thr Gly Xaa' Cys (SEQID NO: 1902)
 Pro Gly Thr Xaa' Cys Xaa' Gly Glu Ile Cys Ala Tyr Xaa' Ala Ala Cys Thr Gly Cys Xaa' (SEQID NO: 1903)
 Pro Gly Thr Xaa' Cys Xaa' Gly Glu Ile Cys Ala Tyr Ala Xaa' Ala Cys Thr Gly Cys (SEQID NO: 1904)
 Pro Gly Thr Xaa' Cys Xaa' Gly Glu Ile Cys Ala Tyr Ala Xaa' Xaa' Ala Cys Thr Gly Cys (SEQID NO: 1905)
 Pro Gly Thr Xaa' Cys Xaa' Gly Glu Ile Cys Ala Tyr Ala Xaa' Ala Xaa' Cys Thr Gly Cys (SEQID NO: 1906)
 Pro Gly Thr Xaa' Cys Xaa' Gly Glu Ile Cys Ala Tyr Ala Xaa' Ala Cys Xaa' Thr Gly Cys (SEQID NO: 1907)
 Pro Gly Thr Xaa' Cys Xaa' Gly Glu Ile Cys Ala Tyr Ala Xaa' Ala Cys Thr Xaa' Gly Cys (SEQID NO: 1908)

FIG. 2
(sheet 30 of 114)

Pro Gly Thr Xaa' Cys Xaa' Gly Glu Ile Cys Ala Tyr Ala Xaa' Ala Cys Thr Gly Xaa' Cys (SEQID NO: 1909)
 Pro Gly Thr Xaa' Cys Xaa' Gly Glu Ile Cys Ala Tyr Ala Xaa' Ala Cys Thr Gly Cys Xaa' (SEQID NO: 1910)
 Pro Gly Thr Xaa' Cys Xaa' Gly Glu Ile Cys Ala Tyr Ala Ala Xaa' Cys Thr Gly Cys (SEQID NO: 1911)
 Pro Gly Thr Xaa' Cys Xaa' Gly Glu Ile Cys Ala Tyr Ala Ala Xaa' Xaa' Cys Thr Gly Cys (SEQID NO: 1912)
 Pro Gly Thr Xaa' Cys Xaa' Gly Glu Ile Cys Ala Tyr Ala Ala Xaa' Cys Xaa' Thr Gly Cys (SEQID NO: 1913)
 Pro Gly Thr Xaa' Cys Xaa' Gly Glu Ile Cys Ala Tyr Ala Ala Xaa' Cys Thr Xaa' Gly Cys (SEQID NO: 1914)
 Pro Gly Thr Xaa' Cys Xaa' Gly Glu Ile Cys Ala Tyr Ala Ala Xaa' Cys Thr Gly Xaa' Cys (SEQID NO: 1915)
 Pro Gly Thr Xaa' Cys Xaa' Gly Glu Ile Cys Ala Tyr Ala Ala Xaa' Cys Thr Gly Cys Xaa' (SEQID NO: 1916)
 Pro Gly Thr Xaa' Cys Xaa' Gly Glu Ile Cys Ala Tyr Ala Ala Cys Xaa' Thr Gly Cys (SEQID NO: 1917)
 Pro Gly Thr Xaa' Cys Xaa' Gly Glu Ile Cys Ala Tyr Ala Ala Cys Xaa' Xaa' Thr Gly Cys (SEQID NO: 1918)
 Pro Gly Thr Xaa' Cys Xaa' Gly Glu Ile Cys Ala Tyr Ala Ala Cys Xaa' Thr Xaa' Gly Cys (SEQID NO: 1919)
 Pro Gly Thr Xaa' Cys Xaa' Gly Glu Ile Cys Ala Tyr Ala Ala Cys Xaa' Thr Gly Xaa' Cys (SEQID NO: 1920)
 Pro Gly Thr Xaa' Cys Xaa' Gly Glu Ile Cys Ala Tyr Ala Ala Cys Xaa' Thr Gly Cys Xaa' (SEQID NO: 1921)
 Pro Gly Thr Xaa' Cys Xaa' Gly Glu Ile Cys Ala Tyr Ala Ala Cys Thr Xaa' Gly Cys (SEQID NO: 1922)
 Pro Gly Thr Xaa' Cys Xaa' Gly Glu Ile Cys Ala Tyr Ala Ala Cys Thr Xaa' Xaa' Gly Cys (SEQID NO: 1923)
 Pro Gly Thr Xaa' Cys Xaa' Gly Glu Ile Cys Ala Tyr Ala Ala Cys Thr Xaa' Gly Xaa' Cys (SEQID NO: 1924)
 Pro Gly Thr Xaa' Cys Xaa' Gly Glu Ile Cys Ala Tyr Ala Ala Cys Thr Xaa' Gly Cys Xaa' (SEQID NO: 1925)
 Pro Gly Thr Xaa' Cys Xaa' Gly Glu Ile Cys Ala Tyr Ala Ala Cys Thr Gly Xaa' Cys (SEQID NO: 1926)
 Pro Gly Thr Xaa' Cys Xaa' Gly Glu Ile Cys Ala Tyr Ala Ala Cys Thr Gly Xaa' Xaa' Cys (SEQID NO: 1928)
 Pro Gly Thr Xaa' Cys Xaa' Gly Glu Ile Cys Ala Tyr Ala Ala Cys Thr Gly Cys Xaa' (SEQID NO: 1929)
 Pro Gly Thr Xaa' Cys Xaa' Gly Glu Ile Cys Ala Tyr Ala Ala Cys Thr Gly Cys Xaa' Xaa' (SEQID NO: 1930)
 Pro Gly Thr Xaa' Cys Gly Xaa' Glu Ile Cys Ala Tyr Ala Ala Cys Thr Gly Cys (SEQID NO: 1931)
 Pro Gly Thr Xaa' Cys Gly Xaa' Xaa' Glu Ile Cys Ala Tyr Ala Ala Cys Thr Gly Cys (SEQID NO: 1932)
 Pro Gly Thr Xaa' Cys Gly Xaa' Xaa' Glu Ile Cys Ala Tyr Ala Ala Cys Thr Gly Cys (SEQID NO: 1933)
 Pro Gly Thr Xaa' Cys Gly Xaa' Xaa' Glu Ile Cys Ala Tyr Ala Ala Cys Thr Gly Cys (SEQID NO: 1934)
 Pro Gly Thr Xaa' Cys Gly Xaa' Xaa' Glu Ile Cys Ala Tyr Ala Ala Cys Thr Gly Cys (SEQID NO: 1935)
 Pro Gly Thr Xaa' Cys Gly Xaa' Xaa' Glu Ile Cys Xaa' Ala Tyr Ala Ala Cys Thr Gly Cys (SEQID NO: 1936)
 Pro Gly Thr Xaa' Cys Gly Xaa' Xaa' Glu Ile Cys Ala Xaa' Tyr Ala Ala Cys Thr Gly Cys (SEQID NO: 1937)
 Pro Gly Thr Xaa' Cys Gly Xaa' Xaa' Glu Ile Cys Ala Tyr Xaa' Ala Ala Cys Thr Gly Cys (SEQID NO: 1938)
 Pro Gly Thr Xaa' Cys Gly Xaa' Xaa' Glu Ile Cys Ala Tyr Ala Xaa' Ala Cys Thr Gly Cys (SEQID NO: 1939)
 Pro Gly Thr Xaa' Cys Gly Xaa' Xaa' Glu Ile Cys Ala Tyr Ala Ala Xaa' Cys Thr Gly Cys (SEQID NO: 1940)
 Pro Gly Thr Xaa' Cys Gly Xaa' Xaa' Glu Ile Cys Ala Tyr Ala Ala Cys Xaa' Thr Gly Cys (SEQID NO: 1941)
 Pro Gly Thr Xaa' Cys Gly Xaa' Xaa' Glu Ile Cys Ala Tyr Ala Ala Cys Thr Xaa' Gly Cys (SEQID NO: 1942)

FIG. 2
(sheet 31 of 114)

49/226

Pro Gly Thr Xaa' Cys Gly Xaa' Xaa' Glu Ile Cys Ala Tyr Ala Ala Cys Thr Gly Xaa' Cys (SEQID NO: 1943)
 Pro Gly Thr Xaa' Cys Gly Xaa' Xaa' Glu Ile Cys Ala Tyr Ala Ala Cys Thr Gly Cys Xaa' (SEQID NO: 1944)
 Pro Gly Thr Xaa' Cys Gly Xaa' Glu Xaa' Ile Cys Ala Tyr Ala Ala Cys Thr Gly Cys (SEQID NO: 1945)
 Pro Gly Thr Xaa' Cys Gly Xaa' Glu Xaa' Xaa' Ile Cys Ala Tyr Ala Ala Cys Thr Gly Cys (SEQID NO: 1946)
 Pro Gly Thr Xaa' Cys Gly Xaa' Glu Xaa' Ile Xaa' Cys Ala Tyr Ala Ala Cys Thr Gly Cys (SEQID NO: 1947)
 Pro Gly Thr Xaa' Cys Gly Xaa' Glu Xaa' Ile Cys Xaa' Ala Tyr Ala Ala Cys Thr Gly Cys (SEQID NO: 1948)
 Pro Gly Thr Xaa' Cys Gly Xaa' Glu Xaa' Ile Cys Ala Xaa' Tyr Ala Ala Cys Thr Gly Cys (SEQID NO: 1949)
 Pro Gly Thr Xaa' Cys Gly Xaa' Glu Xaa' Ile Cys Ala Tyr Xaa' Ala Ala Cys Thr Gly Cys (SEQID NO: 1950)
 Pro Gly Thr Xaa' Cys Gly Xaa' Glu Xaa' Ile Cys Ala Tyr Ala Xaa' Ala Cys Thr Gly Cys (SEQID NO: 1951)
 Pro Gly Thr Xaa' Cys Gly Xaa' Glu Xaa' Ile Cys Ala Tyr Ala Ala Xaa' Cys Thr Gly Cys (SEQID NO: 1952)
 Pro Gly Thr Xaa' Cys Gly Xaa' Glu Xaa' Ile Cys Ala Tyr Ala Ala Cys Xaa' Thr Gly Cys (SEQID NO: 1953)
 Pro Gly Thr Xaa' Cys Gly Xaa' Glu Xaa' Ile Cys Ala Tyr Ala Ala Cys Thr Xaa' Gly Cys (SEQID NO: 1954)
 Pro Gly Thr Xaa' Cys Gly Xaa' Glu Xaa' Ile Cys Ala Tyr Ala Ala Cys Thr Gly Xaa' Cys (SEQID NO: 1955)
 Pro Gly Thr Xaa' Cys Gly Xaa' Glu Xaa' Ile Cys Ala Tyr Ala Ala Cys Thr Gly Cys Xaa' (SEQID NO: 1956)
 Pro Gly Thr Xaa' Cys Gly Xaa' Glu Ile Xaa' Cys Ala Tyr Ala Ala Cys Thr Gly Cys (SEQID NO: 1957)
 Pro Gly Thr Xaa' Cys Gly Xaa' Glu Ile Xaa' Xaa' Cys Ala Tyr Ala Ala Cys Thr Gly Cys (SEQID NO: 1958)
 Pro Gly Thr Xaa' Cys Gly Xaa' Glu Ile Xaa' Cys Xaa' Ala Tyr Ala Ala Cys Thr Gly Cys (SEQID NO: 1959)
 Pro Gly Thr Xaa' Cys Gly Xaa' Glu Ile Xaa' Cys Ala Xaa' Tyr Ala Ala Cys Thr Gly Cys (SEQID NO: 1960)
 Pro Gly Thr Xaa' Cys Gly Xaa' Glu Ile Xaa' Cys Ala Tyr Xaa' Ala Ala Cys Thr Gly Cys (SEQID NO: 1961)
 Pro Gly Thr Xaa' Cys Gly Xaa' Glu Ile Xaa' Cys Ala Tyr Ala Xaa' Ala Cys Thr Gly Cys (SEQID NO: 1962)
 Pro Gly Thr Xaa' Cys Gly Xaa' Glu Ile Xaa' Cys Ala Tyr Ala Ala Xaa' Cys Thr Gly Cys (SEQID NO: 1963)
 Pro Gly Thr Xaa' Cys Gly Xaa' Glu Ile Xaa' Cys Ala Tyr Ala Ala Cys Xaa' Thr Gly Cys (SEQID NO: 1964)
 Pro Gly Thr Xaa' Cys Gly Xaa' Glu Ile Xaa' Cys Ala Tyr Ala Ala Cys Thr Xaa' Gly Cys (SEQID NO: 1965)
 Pro Gly Thr Xaa' Cys Gly Xaa' Glu Ile Xaa' Cys Ala Tyr Ala Ala Cys Thr Gly Xaa' Cys (SEQID NO: 1966)
 Pro Gly Thr Xaa' Cys Gly Xaa' Glu Ile Xaa' Cys Ala Tyr Ala Ala Cys Thr Gly Cys Xaa' (SEQID NO: 1967)
 Pro Gly Thr Xaa' Cys Gly Xaa' Glu Ile Cys Xaa' Ala Tyr Ala Ala Cys Thr Gly Cys (SEQID NO: 1968)
 Pro Gly Thr Xaa' Cys Gly Xaa' Glu Ile Cys Xaa' Xaa' Ala Tyr Ala Ala Cys Thr Gly Cys (SEQID NO: 1969)
 Pro Gly Thr Xaa' Cys Gly Xaa' Glu Ile Cys Xaa' Ala Xaa' Tyr Ala Ala Cys Thr Gly Cys (SEQID NO: 1970)
 Pro Gly Thr Xaa' Cys Gly Xaa' Glu Ile Cys Xaa' Ala Tyr Xaa' Ala Ala Cys Thr Gly Cys (SEQID NO: 1971)
 Pro Gly Thr Xaa' Cys Gly Xaa' Glu Ile Cys Xaa' Ala Tyr Ala Xaa' Ala Cys Thr Gly Cys (SEQID NO: 1972)
 Pro Gly Thr Xaa' Cys Gly Xaa' Glu Ile Cys Xaa' Ala Tyr Ala Ala Xaa' Cys Thr Gly Cys (SEQID NO: 1973)
 Pro Gly Thr Xaa' Cys Gly Xaa' Glu Ile Cys Xaa' Ala Tyr Ala Ala Cys Xaa' Thr Gly Cys (SEQID NO: 1974)
 Pro Gly Thr Xaa' Cys Gly Xaa' Glu Ile Cys Xaa' Ala Tyr Ala Ala Cys Thr Xaa' Gly Cys (SEQID NO: 1975)
 Pro Gly Thr Xaa' Cys Gly Xaa' Glu Ile Cys Xaa' Ala Tyr Ala Ala Cys Thr Gly Xaa' Cys (SEQID NO: 1976)

FIG. 2
(sheet 32 of 114)

50/226

Pro Gly Thr Xaa' Cys Gly Xaa' Glu Ile Cys Xaa' Ala Tyr Ala Ala Cys Thr Gly Cys Xaa' (SEQID NO: 1977)
 Pro Gly Thr Xaa' Cys Gly Xaa' Glu Ile Cys Ala Xaa' Tyr Ala Ala Cys Thr Gly Cys (SEQID NO: 1978)
 Pro Gly Thr Xaa' Cys Gly Xaa' Glu Ile Cys Ala Xaa' Xaa' Tyr Ala Ala Cys Thr Gly Cys (SEQID NO: 1979)
 Pro Gly Thr Xaa' Cys Gly Xaa' Glu Ile Cys Ala Xaa' Tyr Xaa' Ala Ala Cys Thr Gly Cys (SEQID NO: 1980)
 Pro Gly Thr Xaa' Cys Gly Xaa' Glu Ile Cys Ala Xaa' Tyr Ala Xaa' Ala Cys Thr Gly Cys (SEQID NO: 1981)
 Pro Gly Thr Xaa' Cys Gly Xaa' Glu Ile Cys Ala Xaa' Tyr Ala Ala Xaa' Cys Thr Gly Cys (SEQID NO: 1982)
 Pro Gly Thr Xaa' Cys Gly Xaa' Glu Ile Cys Ala Xaa' Tyr Ala Ala Cys Xaa' Thr Gly Cys (SEQID NO: 1983)
 Pro Gly Thr Xaa' Cys Gly Xaa' Glu Ile Cys Ala Xaa' Tyr Ala Ala Cys Thr Xaa' Gly Cys (SEQID NO: 1984)
 Pro Gly Thr Xaa' Cys Gly Xaa' Glu Ile Cys Ala Xaa' Tyr Ala Ala Cys Thr Gly Xaa' Cys (SEQID NO: 1985)
 Pro Gly Thr Xaa' Cys Gly Xaa' Glu Ile Cys Ala Xaa' Tyr Ala Ala Cys Thr Gly Cys Xaa' (SEQID NO: 1986)
 Pro Gly Thr Xaa' Cys Gly Xaa' Glu Ile Cys Ala Tyr Xaa' Ala Ala Cys Thr Gly Cys (SEQID NO: 1987)
 Pro Gly Thr Xaa' Cys Gly Xaa' Glu Ile Cys Ala Tyr Xaa' Xaa' Ala Ala Cys Thr Gly Cys (SEQID NO: 1988)
 Pro Gly Thr Xaa' Cys Gly Xaa' Glu Ile Cys Ala Tyr Xaa' Ala Xaa' Ala Cys Thr Gly Cys (SEQID NO: 1989)
 Pro Gly Thr Xaa' Cys Gly Xaa' Glu Ile Cys Ala Tyr Xaa' Ala Ala Cys Xaa' Thr Gly Cys (SEQID NO: 1991)
 Pro Gly Thr Xaa' Cys Gly Xaa' Glu Ile Cys Ala Tyr Xaa' Ala Ala Cys Thr Xaa' Gly Cys (SEQID NO: 1992)
 Pro Gly Thr Xaa' Cys Gly Xaa' Glu Ile Cys Ala Tyr Xaa' Ala Ala Cys Thr Gly Xaa' Cys (SEQID NO: 1993)
 Pro Gly Thr Xaa' Cys Gly Xaa' Glu Ile Cys Ala Tyr Xaa' Ala Ala Cys Thr Gly Cys Xaa' (SEQID NO: 1994)
 Pro Gly Thr Xaa' Cys Gly Xaa' Glu Ile Cys Ala Tyr Ala Xaa' Xaa' Ala Cys Thr Gly Cys (SEQID NO: 1995)
 Pro Gly Thr Xaa' Cys Gly Xaa' Glu Ile Cys Ala Tyr Ala Xaa' Ala Xaa' Cys Thr Gly Cys (SEQID NO: 1997)
 Pro Gly Thr Xaa' Cys Gly Xaa' Glu Ile Cys Ala Tyr Ala Xaa' Ala Cys Xaa' Thr Gly Cys (SEQID NO: 1998)
 Pro Gly Thr Xaa' Cys Gly Xaa' Glu Ile Cys Ala Tyr Ala Xaa' Ala Cys Thr Xaa' Gly Cys (SEQID NO: 1999)
 Pro Gly Thr Xaa' Cys Gly Xaa' Glu Ile Cys Ala Tyr Ala Xaa' Ala Cys Thr Gly Xaa' Cys (SEQID NO: 2000)
 Pro Gly Thr Xaa' Cys Gly Xaa' Glu Ile Cys Ala Tyr Ala Xaa' Ala Cys Thr Gly Cys Xaa' (SEQID NO: 2001)
 Pro Gly Thr Xaa' Cys Gly Xaa' Glu Ile Cys Ala Tyr Ala Ala Xaa' Cys Thr Gly Cys (SEQID NO: 2002)
 Pro Gly Thr Xaa' Cys Gly Xaa' Glu Ile Cys Ala Tyr Ala Ala Xaa' Xaa' Cys Thr Gly Cys (SEQID NO: 2003)
 Pro Gly Thr Xaa' Cys Gly Xaa' Glu Ile Cys Ala Tyr Ala Ala Xaa' Cys Xaa' Thr Gly Cys (SEQID NO: 2004)
 Pro Gly Thr Xaa' Cys Gly Xaa' Glu Ile Cys Ala Tyr Ala Ala Xaa' Cys Thr Xaa' Gly Cys (SEQID NO: 2005)
 Pro Gly Thr Xaa' Cys Gly Xaa' Glu Ile Cys Ala Tyr Ala Ala Xaa' Cys Thr Gly Xaa' Cys (SEQID NO: 2006)
 Pro Gly Thr Xaa' Cys Gly Xaa' Glu Ile Cys Ala Tyr Ala Ala Xaa' Cys Thr Gly Cys Xaa' (SEQID NO: 2007)
 Pro Gly Thr Xaa' Cys Gly Xaa' Glu Ile Cys Ala Tyr Ala Ala Cys Xaa' Thr Gly Cys (SEQID NO: 2008)
 Pro Gly Thr Xaa' Cys Gly Xaa' Glu Ile Cys Ala Tyr Ala Ala Cys Xaa' Xaa' Thr Gly Cys (SEQID NO: 2009)
 Pro Gly Thr Xaa' Cys Gly Xaa' Glu Ile Cys Ala Tyr Ala Ala Cys Xaa' Thr Xaa' Gly Cys (SEQID NO: 2010)

FIG. 2
(sheet 33 of 114)

51/226

Pro Gly Thr Xaa' Cys Gly Xaa' Glu Ile Cys Ala Tyr Ala Ala Cys Xaa' Thr Gly Xaa' Cys (SEQID NO: 2011)
 Pro Gly Thr Xaa' Cys Gly Xaa' Glu Ile Cys Ala Tyr Ala Ala Cys Xaa' Thr Gly Cys Xaa' (SEQID NO: 2012)
 Pro Gly Thr Xaa' Cys Gly Xaa' Glu Ile Cys Ala Tyr Ala Ala Cys Thr Xaa' Gly Cys (SEQID NO: 2013)
 Pro Gly Thr Xaa' Cys Gly Xaa' Glu Ile Cys Ala Tyr Ala Ala Cys Thr Xaa' Xaa' Gly Cys (SEQID NO: 2014)
 Pro Gly Thr Xaa' Cys Gly Xaa' Glu Ile Cys Ala Tyr Ala Ala Cys Thr Xaa' Gly Xaa' Cys (SEQID NO: 2015)
 Pro Gly Thr Xaa' Cys Gly Xaa' Glu Ile Cys Ala Tyr Ala Ala Cys Thr Xaa' Gly Cys Xaa' (SEQID NO: 2016)
 Pro Gly Thr Xaa' Cys Gly Xaa' Glu Ile Cys Ala Tyr Ala Ala Cys Thr Gly Xaa' Cys (SEQID NO: 2017)
 Pro Gly Thr Xaa' Cys Gly Xaa' Glu Ile Cys Ala Tyr Ala Ala Cys Thr Gly Xaa' Xaa' Cys (SEQID NO: 2018)
 Pro Gly Thr Xaa' Cys Gly Xaa' Glu Ile Cys Ala Tyr Ala Ala Cys Thr Gly Xaa' Cys Xaa' (SEQID NO: 2019)
 Pro Gly Thr Xaa' Cys Gly Xaa' Glu Ile Cys Ala Tyr Ala Ala Cys Thr Gly Cys Xaa' (SEQID NO: 2020)
 Pro Gly Thr Xaa' Cys Gly Xaa' Glu Ile Cys Ala Tyr Ala Ala Cys Thr Gly Cys Xaa' Xaa' (SEQID NO: 2021)
 Pro Gly Thr Xaa' Cys Gly Xaa' Ile Cys Ala Tyr Ala Ala Cys Thr Gly Cys (SEQID NO: 2022)
 Pro Gly Thr Xaa' Cys Gly Glu Xaa' Xaa' Ile Cys Ala Tyr Ala Ala Cys Thr Gly Cys (SEQID NO: 2023)
 Pro Gly Thr Xaa' Cys Gly Glu Xaa' Xaa' Xaa' Ile Cys Ala Tyr Ala Ala Cys Thr Gly Cys (SEQID NO: 2024)
 Pro Gly Thr Xaa' Cys Gly Glu Xaa' Xaa' Ile Xaa' Cys Ala Tyr Ala Ala Cys Thr Gly Cys (SEQID NO: 2025)
 Pro Gly Thr Xaa' Cys Gly Glu Xaa' Xaa' Ile Cys Xaa' Ala Tyr Ala Ala Cys Thr Gly Cys (SEQID NO: 2026)
 Pro Gly Thr Xaa' Cys Gly Glu Xaa' Xaa' Ile Cys Ala Xaa' Tyr Ala Ala Cys Thr Gly Cys (SEQID NO: 2027)
 Pro Gly Thr Xaa' Cys Gly Glu Xaa' Xaa' Ile Cys Ala Tyr Xaa' Ala Ala Cys Thr Gly Cys (SEQID NO: 2028)
 Pro Gly Thr Xaa' Cys Gly Glu Xaa' Xaa' Ile Cys Ala Tyr Ala Xaa' Ala Cys Thr Gly Cys (SEQID NO: 2029)
 Pro Gly Thr Xaa' Cys Gly Glu Xaa' Xaa' Ile Cys Ala Tyr Ala Ala Xaa' Cys Thr Gly Cys (SEQID NO: 2030)
 Pro Gly Thr Xaa' Cys Gly Glu Xaa' Xaa' Ile Cys Ala Tyr Ala Ala Cys Xaa' Thr Gly Cys (SEQID NO: 2031)
 Pro Gly Thr Xaa' Cys Gly Glu Xaa' Xaa' Ile Cys Ala Tyr Ala Ala Cys Thr Xaa' Gly Cys (SEQID NO: 2032)
 Pro Gly Thr Xaa' Cys Gly Glu Xaa' Xaa' Ile Cys Ala Tyr Ala Ala Cys Thr Gly Xaa' Cys (SEQID NO: 2033)
 Pro Gly Thr Xaa' Cys Gly Glu Xaa' Xaa' Ile Cys Ala Tyr Ala Ala Cys Thr Gly Cys Xaa' (SEQID NO: 2034)
 Pro Gly Thr Xaa' Cys Gly Glu Xaa' Ile Xaa' Cys Ala Tyr Ala Ala Cys Thr Gly Cys (SEQID NO: 2035)
 Pro Gly Thr Xaa' Cys Gly Glu Xaa' Ile Xaa' Xaa' Cys Ala Tyr Ala Ala Cys Thr Gly Cys (SEQID NO: 2036)
 Pro Gly Thr Xaa' Cys Gly Glu Xaa' Ile Xaa' Cys Ala Xaa' Tyr Ala Ala Cys Thr Gly Cys (SEQID NO: 2037)
 Pro Gly Thr Xaa' Cys Gly Glu Xaa' Ile Xaa' Cys Ala Tyr Xaa' Ala Ala Cys Thr Gly Cys (SEQID NO: 2038)
 Pro Gly Thr Xaa' Cys Gly Glu Xaa' Ile Xaa' Cys Ala Tyr Ala Xaa' Ala Cys Thr Gly Cys (SEQID NO: 2039)
 Pro Gly Thr Xaa' Cys Gly Glu Xaa' Ile Xaa' Cys Ala Tyr Ala Ala Xaa' Ala Cys Thr Gly Cys (SEQID NO: 2040)
 Pro Gly Thr Xaa' Cys Gly Glu Xaa' Ile Xaa' Cys Ala Tyr Ala Ala Xaa' Cys Thr Gly Cys (SEQID NO: 2041)
 Pro Gly Thr Xaa' Cys Gly Glu Xaa' Ile Xaa' Cys Ala Tyr Ala Ala Cys Xaa' Thr Gly Cys (SEQID NO: 2042)
 Pro Gly Thr Xaa' Cys Gly Glu Xaa' Ile Xaa' Cys Ala Tyr Ala Ala Cys Thr Xaa' Gly Cys (SEQID NO: 2043)
 Pro Gly Thr Xaa' Cys Gly Glu Xaa' Ile Xaa' Cys Ala Tyr Ala Ala Cys Thr Gly Xaa' Cys (SEQID NO: 2044)

FIG. 2
(sheet 34 of 114)

52/226

Pro Gly Thr Xaa' Cys Gly Glu Xaa' Ile Xaa' Cys Ala Tyr Ala Ala Cys Thr Gly Cys Xaa' (SEQID NO: 2045)
 Pro Gly Thr Xaa' Cys Gly Glu Xaa' Ile Cys Xaa' Ala Tyr Ala Ala Cys Thr Gly Cys (SEQID NO: 2046)
 Pro Gly Thr Xaa' Cys Gly Glu Xaa' Ile Cys Xaa' Xaa' Ala Tyr Ala Ala Cys Thr Gly Cys (SEQID NO: 2047)
 Pro Gly Thr Xaa' Cys Gly Glu Xaa' Ile Cys Xaa' Ala Xaa' Tyr Ala Ala Cys Thr Gly Cys (SEQID NO: 2048)
 Pro Gly Thr Xaa' Cys Gly Glu Xaa' Ile Cys Xaa' Ala Tyr Xaa' Ala Ala Cys Thr Gly Cys (SEQID NO: 2049)
 Pro Gly Thr Xaa' Cys Gly Glu Xaa' Ile Cys Xaa' Ala Tyr Ala Xaa' Ala Cys Thr Gly Cys (SEQID NO: 2050)
 Pro Gly Thr Xaa' Cys Gly Glu Xaa' Ile Cys Xaa' Ala Tyr Ala Ala Xaa' Cys Thr Gly Cys (SEQID NO: 2051)
 Pro Gly Thr Xaa' Cys Gly Glu Xaa' Ile Cys Xaa' Ala Tyr Ala Ala Cys Xaa' Thr Gly Cys (SEQID NO: 2052)
 Pro Gly Thr Xaa' Cys Gly Glu Xaa' Ile Cys Xaa' Ala Tyr Ala Ala Cys Thr Xaa' Gly Cys (SEQID NO: 2053)
 Pro Gly Thr Xaa' Cys Gly Glu Xaa' Ile Cys Xaa' Ala Tyr Ala Ala Cys Thr Gly Xaa' Cys (SEQID NO: 2054)
 Pro Gly Thr Xaa' Cys Gly Glu Xaa' Ile Cys Xaa' Ala Tyr Ala Ala Cys Thr Gly Cys Xaa' (SEQID NO: 2055)
 Pro Gly Thr Xaa' Cys Gly Glu Xaa' Ile Cys Ala Xaa' Tyr Ala Ala Cys Thr Gly Cys (SEQID NO: 2056)
 Pro Gly Thr Xaa' Cys Gly Glu Xaa' Ile Cys Ala Xaa' Xaa' Tyr Ala Ala Cys Thr Gly Cys (SEQID NO: 2057)
 Pro Gly Thr Xaa' Cys Gly Glu Xaa' Ile Cys Ala Xaa' Tyr Xaa' Ala Ala Cys Thr Gly Cys (SEQID NO: 2058)
 Pro Gly Thr Xaa' Cys Gly Glu Xaa' Ile Cys Ala Xaa' Tyr Ala Xaa' Ala Cys Thr Gly Cys (SEQID NO: 2059)
 Pro Gly Thr Xaa' Cys Gly Glu Xaa' Ile Cys Ala Xaa' Tyr Ala Ala Xaa' Cys Thr Gly Cys (SEQID NO: 2060)
 Pro Gly Thr Xaa' Cys Gly Glu Xaa' Ile Cys Ala Xaa' Tyr Ala Ala Cys Xaa' Thr Gly Cys (SEQID NO: 2061)
 Pro Gly Thr Xaa' Cys Gly Glu Xaa' Ile Cys Ala Xaa' Tyr Ala Ala Cys Thr Xaa' Gly Cys (SEQID NO: 2062)
 Pro Gly Thr Xaa' Cys Gly Glu Xaa' Ile Cys Ala Xaa' Tyr Ala Ala Cys Thr Gly Xaa' Cys (SEQID NO: 2063)
 Pro Gly Thr Xaa' Cys Gly Glu Xaa' Ile Cys Ala Xaa' Tyr Ala Ala Cys Thr Gly Cys Xaa' (SEQID NO: 2064)
 Pro Gly Thr Xaa' Cys Gly Glu Xaa' Ile Cys Ala Tyr Xaa' Ala Ala Cys Thr Gly Cys (SEQID NO: 2065)
 Pro Gly Thr Xaa' Cys Gly Glu Xaa' Ile Cys Ala Tyr Xaa' Xaa' Ala Ala Cys Thr Gly Cys (SEQID NO: 2066)
 Pro Gly Thr Xaa' Cys Gly Glu Xaa' Ile Cys Ala Tyr Xaa' Ala Xaa' Ala Cys Thr Gly Cys (SEQID NO: 2067)
 Pro Gly Thr Xaa' Cys Gly Glu Xaa' Ile Cys Ala Tyr Xaa' Ala Ala Xaa' Cys Thr Gly Cys (SEQID NO: 2068)
 Pro Gly Thr Xaa' Cys Gly Glu Xaa' Ile Cys Ala Tyr Xaa' Ala Ala Cys Xaa' Thr Gly Cys (SEQID NO: 2069)
 Pro Gly Thr Xaa' Cys Gly Glu Xaa' Ile Cys Ala Tyr Xaa' Ala Ala Cys Thr Xaa' Gly Cys (SEQID NO: 2070)
 Pro Gly Thr Xaa' Cys Gly Glu Xaa' Ile Cys Ala Tyr Xaa' Ala Ala Cys Thr Gly Xaa' Cys (SEQID NO: 2071)
 Pro Gly Thr Xaa' Cys Gly Glu Xaa' Ile Cys Ala Tyr Xaa' Ala Ala Cys Thr Gly Cys Xaa' (SEQID NO: 2072)
 Pro Gly Thr Xaa' Cys Gly Glu Xaa' Ile Cys Ala Tyr Ala Xaa' Ala Cys Thr Gly Cys (SEQID NO: 2073)
 Pro Gly Thr Xaa' Cys Gly Glu Xaa' Ile Cys Ala Tyr Ala Xaa' Xaa' Ala Cys Thr Gly Cys (SEQID NO: 2074)
 Pro Gly Thr Xaa' Cys Gly Glu Xaa' Ile Cys Ala Tyr Ala Xaa' Ala Xaa' Cys Thr Gly Cys (SEQID NO: 2075)
 Pro Gly Thr Xaa' Cys Gly Glu Xaa' Ile Cys Ala Tyr Ala Xaa' Ala Cys Xaa' Thr Gly Cys (SEQID NO: 2076)
 Pro Gly Thr Xaa' Cys Gly Glu Xaa' Ile Cys Ala Tyr Ala Xaa' Ala Cys Thr Xaa' Gly Cys (SEQID NO: 2077)
 Pro Gly Thr Xaa' Cys Gly Glu Xaa' Ile Cys Ala Tyr Ala Xaa' Ala Cys Thr Gly Xaa' Cys (SEQID NO: 2078)

FIG. 2
(sheet 35 of 114)

53/226

Pro Gly Thr Xaa' Cys Gly Glu Xaa' Ile Cys Ala Tyr Ala Xaa' Ala Cys Thr Gly Cys Xaa' (SEQID NO: 2079)
 Pro Gly Thr Xaa' Cys Gly Glu Xaa' Ile Cys Ala Tyr Ala Ala Xaa' Cys Thr Gly Cys (SEQID NO: 2080)
 Pro Gly Thr Xaa' Cys Gly Glu Xaa' Ile Cys Ala Tyr Ala Ala Xaa' Xaa' Cys Thr Gly Cys (SEQID NO: 2081)
 Pro Gly Thr Xaa' Cys Gly Glu Xaa' Ile Cys Ala Tyr Ala Ala Xaa' Cys Xaa' Thr Gly Cys (SEQID NO: 2082)
 Pro Gly Thr Xaa' Cys Gly Glu Xaa' Ile Cys Ala Tyr Ala Ala Xaa' Cys Thr Xaa' Gly Cys (SEQID NO: 2083)
 Pro Gly Thr Xaa' Cys Gly Glu Xaa' Ile Cys Ala Tyr Ala Ala Xaa' Cys Thr Gly Xaa' Cys (SEQID NO: 2084)
 Pro Gly Thr Xaa' Cys Gly Glu Xaa' Ile Cys Ala Tyr Ala Ala Xaa' Cys Thr Gly Cys Xaa' (SEQID NO: 2085)
 Pro Gly Thr Xaa' Cys Gly Glu Xaa' Ile Cys Ala Tyr Ala Ala Cys Xaa' Thr Gly Cys (SEQID NO: 2086)
 Pro Gly Thr Xaa' Cys Gly Glu Xaa' Ile Cys Ala Tyr Ala Ala Cys Xaa' Xaa' Thr Gly Cys (SEQID NO: 2087)
 Pro Gly Thr Xaa' Cys Gly Glu Xaa' Ile Cys Ala Tyr Ala Ala Cys Xaa' Thr Xaa' Gly Cys (SEQID NO: 2088)
 Pro Gly Thr Xaa' Cys Gly Glu Xaa' Ile Cys Ala Tyr Ala Ala Cys Xaa' Thr Gly Xaa' Cys (SEQID NO: 2089)
 Pro Gly Thr Xaa' Cys Gly Glu Xaa' Ile Cys Ala Tyr Ala Ala Cys Xaa' Thr Gly Cys Xaa' (SEQID NO: 2090)
 Pro Gly Thr Xaa' Cys Gly Glu Xaa' Ile Cys Ala Tyr Ala Ala Cys Thr Xaa' Gly Cys (SEQID NO: 2091)
 Pro Gly Thr Xaa' Cys Gly Glu Xaa' Ile Cys Ala Tyr Ala Ala Cys Thr Xaa' Xaa' Gly Cys (SEQID NO: 2092)
 Pro Gly Thr Xaa' Cys Gly Glu Xaa' Ile Cys Ala Tyr Ala Ala Cys Thr Xaa' Gly Xaa' Cys (SEQID NO: 2093)
 Pro Gly Thr Xaa' Cys Gly Glu Xaa' Ile Cys Ala Tyr Ala Ala Cys Thr Xaa' Gly Cys Xaa' (SEQID NO: 2094)
 Pro Gly Thr Xaa' Cys Gly Glu Xaa' Ile Cys Ala Tyr Ala Ala Cys Thr Gly Xaa' Cys (SEQID NO: 2095)
 Pro Gly Thr Xaa' Cys Gly Glu Ile Xaa' Xaa' Cys Ala Tyr Ala Ala Cys Thr Gly Cys (SEQID NO: 2100)
 Pro Gly Thr Xaa' Cys Gly Glu Ile Xaa' Xaa' Xaa' Cys Ala Tyr Ala Ala Cys Thr Gly Cys (SEQID NO: 2101)
 Pro Gly Thr Xaa' Cys Gly Glu Ile Xaa' Xaa' Cys Xaa' Ala Tyr Ala Ala Cys Thr Gly Cys (SEQID NO: 2103)
 Pro Gly Thr Xaa' Cys Gly Glu Ile Xaa' Xaa' Cys Ala Xaa' Tyr Ala Ala Cys Thr Gly Cys (SEQID NO: 2104)
 Pro Gly Thr Xaa' Cys Gly Glu Ile Xaa' Xaa' Cys Ala Tyr Xaa' Ala Ala Cys Thr Gly Cys (SEQID NO: 2105)
 Pro Gly Thr Xaa' Cys Gly Glu Ile Xaa' Xaa' Cys Ala Tyr Ala Xaa' Ala Cys Thr Gly Cys (SEQID NO: 2106)
 Pro Gly Thr Xaa' Cys Gly Glu Ile Xaa' Xaa' Cys Ala Tyr Ala Ala Xaa' Cys Thr Gly Cys (SEQID NO: 2107)
 Pro Gly Thr Xaa' Cys Gly Glu Ile Xaa' Xaa' Cys Ala Tyr Ala Ala Cys Xaa' Thr Gly Cys (SEQID NO: 2108)
 Pro Gly Thr Xaa' Cys Gly Glu Ile Xaa' Xaa' Cys Ala Tyr Ala Ala Cys Thr Xaa' Gly Cys (SEQID NO: 2109)
 Pro Gly Thr Xaa' Cys Gly Glu Ile Xaa' Xaa' Cys Ala Tyr Ala Ala Cys Thr Gly Xaa' Cys (SEQID NO: 2110)
 Pro Gly Thr Xaa' Cys Gly Glu Ile Xaa' Xaa' Cys Ala Tyr Ala Ala Cys Thr Gly Cys Xaa' (SEQID NO: 2111)
 Pro Gly Thr Xaa' Cys Gly Glu Ile Xaa' Cys Xaa' Ala Tyr Ala Ala Cys Thr Gly Cys (SEQID NO: 2112)

FIG. 2
(sheet 36 of 114)

54/226

Pro Gly Thr Xaa' Cys Gly Glu Ile Xaa' Cys Xaa' Xaa' Ala Tyr Ala Ala Cys Thr Gly Cys (SEQID NO: 2113)
 Pro Gly Thr Xaa' Cys Gly Glu Ile Xaa' Cys Xaa' Ala Xaa' Tyr Ala Ala Cys Thr Gly Cys (SEQID NO: 2114)
 Pro Gly Thr Xaa' Cys Gly Glu Ile Xaa' Cys Xaa' Ala Tyr Xaa' Ala Ala Cys Thr Gly Cys (SEQID NO: 2115)
 Pro Gly Thr Xaa' Cys Gly Glu Ile Xaa' Cys Xaa' Ala Tyr Ala Xaa' Ala Cys Thr Gly Cys (SEQID NO: 2116)
 Pro Gly Thr Xaa' Cys Gly Glu Ile Xaa' Cys Xaa' Ala Tyr Ala Ala Xaa' Cys Thr Gly Cys (SEQID NO: 2117)
 Pro Gly Thr Xaa' Cys Gly Glu Ile Xaa' Cys Xaa' Ala Tyr Ala Ala Cys Xaa' Thr Gly Cys (SEQID NO: 2118)
 Pro Gly Thr Xaa' Cys Gly Glu Ile Xaa' Cys Xaa' Ala Tyr Ala Ala Cys Thr Xaa' Gly Cys (SEQID NO: 2119)
 Pro Gly Thr Xaa' Cys Gly Glu Ile Xaa' Cys Xaa' Ala Tyr Ala Ala Cys Thr Gly Xaa' Cys (SEQID NO: 2120)
 Pro Gly Thr Xaa' Cys Gly Glu Ile Xaa' Cys Xaa' Ala Tyr Ala Ala Cys Thr Gly Cys Xaa' (SEQID NO: 2121)
 Pro Gly Thr Xaa' Cys Gly Glu Ile Xaa' Cys Ala Xaa' Tyr Ala Ala Cys Thr Gly Cys (SEQID NO: 2122)
 Pro Gly Thr Xaa' Cys Gly Glu Ile Xaa' Cys Ala Xaa' Xaa' Tyr Ala Ala Cys Thr Gly Cys (SEQID NO: 2123)
 Pro Gly Thr Xaa' Cys Gly Glu Ile Xaa' Cys Ala Xaa' Tyr Xaa' Ala Ala Cys Thr Gly Cys (SEQID NO: 2124)
 Pro Gly Thr Xaa' Cys Gly Glu Ile Xaa' Cys Ala Xaa' Tyr Ala Xaa' Ala Cys Thr Gly Cys (SEQID NO: 2125)
 Pro Gly Thr Xaa' Cys Gly Glu Ile Xaa' Cys Ala Xaa' Tyr Ala Ala Xaa' Cys Thr Gly Cys (SEQID NO: 2126)
 Pro Gly Thr Xaa' Cys Gly Glu Ile Xaa' Cys Ala Xaa' Tyr Ala Ala Cys Xaa' Thr Gly Cys (SEQID NO: 2127)
 Pro Gly Thr Xaa' Cys Gly Glu Ile Xaa' Cys Ala Xaa' Tyr Ala Ala Cys Thr Xaa' Gly Cys (SEQID NO: 2128)
 Pro Gly Thr Xaa' Cys Gly Glu Ile Xaa' Cys Ala Xaa' Tyr Ala Ala Cys Thr Gly Xaa' Cys (SEQID NO: 2129)
 Pro Gly Thr Xaa' Cys Gly Glu Ile Xaa' Cys Ala Xaa' Tyr Ala Ala Cys Thr Gly Cys Xaa' (SEQID NO: 2130)
 Pro Gly Thr Xaa' Cys Gly Glu Ile Xaa' Cys Ala Tyr Xaa' Ala Ala Cys Thr Gly Cys (SEQID NO: 2131)
 Pro Gly Thr Xaa' Cys Gly Glu Ile Xaa' Cys Ala Tyr Xaa' Xaa' Ala Ala Cys Thr Gly Cys (SEQID NO: 2132)
 Pro Gly Thr Xaa' Cys Gly Glu Ile Xaa' Cys Ala Tyr Xaa' Ala Xaa' Ala Cys Thr Gly Cys (SEQID NO: 2133)
 Pro Gly Thr Xaa' Cys Gly Glu Ile Xaa' Cys Ala Tyr Xaa' Ala Ala Xaa' Cys Thr Gly Cys (SEQID NO: 2134)
 Pro Gly Thr Xaa' Cys Gly Glu Ile Xaa' Cys Ala Tyr Xaa' Ala Ala Cys Xaa' Thr Gly Cys (SEQID NO: 2135)
 Pro Gly Thr Xaa' Cys Gly Glu Ile Xaa' Cys Ala Tyr Xaa' Ala Ala Cys Thr Xaa' Gly Cys (SEQID NO: 2136)
 Pro Gly Thr Xaa' Cys Gly Glu Ile Xaa' Cys Ala Tyr Xaa' Ala Ala Cys Thr Gly Xaa' Cys (SEQID NO: 2137)
 Pro Gly Thr Xaa' Cys Gly Glu Ile Xaa' Cys Ala Tyr Xaa' Ala Ala Cys Thr Gly Cys Xaa' (SEQID NO: 2138)
 Pro Gly Thr Xaa' Cys Gly Glu Ile Xaa' Cys Ala Tyr Ala Xaa' Ala Cys Thr Gly Cys (SEQID NO: 2139)
 Pro Gly Thr Xaa' Cys Gly Glu Ile Xaa' Cys Ala Tyr Ala Xaa' Xaa' Ala Cys Thr Gly Cys (SEQID NO: 2140)
 Pro Gly Thr Xaa' Cys Gly Glu Ile Xaa' Cys Ala Tyr Ala Xaa' Ala Xaa' Cys Thr Gly Cys (SEQID NO: 2141)
 Pro Gly Thr Xaa' Cys Gly Glu Ile Xaa' Cys Ala Tyr Ala Xaa' Ala Cys Xaa' Thr Gly Cys (SEQID NO: 2142)
 Pro Gly Thr Xaa' Cys Gly Glu Ile Xaa' Cys Ala Tyr Ala Xaa' Ala Cys Thr Xaa' Gly Cys (SEQID NO: 2143)
 Pro Gly Thr Xaa' Cys Gly Glu Ile Xaa' Cys Ala Tyr Ala Xaa' Ala Cys Thr Gly Xaa' Cys (SEQID NO: 2144)
 Pro Gly Thr Xaa' Cys Gly Glu Ile Xaa' Cys Ala Tyr Ala Xaa' Ala Cys Thr Gly Cys Xaa' (SEQID NO: 2145)
 Pro Gly Thr Xaa' Cys Gly Glu Ile Xaa' Cys Ala Tyr Ala Ala Xaa' Cys Thr Gly Cys (SEQID NO: 2146)

FIG. 2
(sheet 37 of 114)

55/226

Pro Gly Thr Xaa' Cys Gly Glu Ile Xaa' Cys Ala Tyr Ala Ala Xaa' Xaa' Cys Thr Gly Cys (SEQID NO: 2147)
 Pro Gly Thr Xaa' Cys Gly Glu Ile Xaa' Cys Ala Tyr Ala Ala Xaa' Cys Xaa' Thr Gly Cys (SEQID NO: 2148)
 Pro Gly Thr Xaa' Cys Gly Glu Ile Xaa' Cys Ala Tyr Ala Ala Xaa' Cys Thr Xaa' Gly Cys (SEQID NO: 2149)
 Pro Gly Thr Xaa' Cys Gly Glu Ile Xaa' Cys Ala Tyr Ala Ala Xaa' Cys Thr Gly Xaa' Cys (SEQID NO: 2150)
 Pro Gly Thr Xaa' Cys Gly Glu Ile Xaa' Cys Ala Tyr Ala Ala Xaa' Cys Thr Gly Cys Xaa' (SEQID NO: 2151)
 Pro Gly Thr Xaa' Cys Gly Glu Ile Xaa' Cys Ala Tyr Ala Ala Cys Xaa' Thr Gly Cys (SEQID NO: 2152)
 Pro Gly Thr Xaa' Cys Gly Glu Ile Xaa' Cys Ala Tyr Ala Ala Cys Xaa' Xaa' Thr Gly Cys (SEQID NO: 2153)
 Pro Gly Thr Xaa' Cys Gly Glu Ile Xaa' Cys Ala Tyr Ala Ala Cys Xaa' Thr Xaa' Gly Cys (SEQID NO: 2154)
 Pro Gly Thr Xaa' Cys Gly Glu Ile Xaa' Cys Ala Tyr Ala Ala Cys Xaa' Thr Gly Xaa' Cys (SEQID NO: 2155)
 Pro Gly Thr Xaa' Cys Gly Glu Ile Xaa' Cys Ala Tyr Ala Ala Cys Xaa' Thr Gly Cys Xaa' (SEQID NO: 2156)
 Pro Gly Thr Xaa' Cys Gly Glu Ile Xaa' Cys Ala Tyr Ala Ala Cys Thr Xaa' Gly Cys (SEQID NO: 2157)
 Pro Gly Thr Xaa' Cys Gly Glu Ile Xaa' Cys Ala Tyr Ala Ala Cys Thr Xaa' Xaa' Gly Cys (SEQID NO: 2158)
 Pro Gly Thr Xaa' Cys Gly Glu Ile Xaa' Cys Ala Tyr Ala Ala Cys Thr Xaa' Gly Xaa' Cys (SEQID NO: 2159)
 Pro Gly Thr Xaa' Cys Gly Glu Ile Xaa' Cys Ala Tyr Ala Ala Cys Thr Xaa' Gly Cys Xaa' (SEQID NO: 2160)
 Pro Gly Thr Xaa' Cys Gly Glu Ile Xaa' Cys Ala Tyr Ala Ala Cys Thr Gly Xaa' Cys (SEQID NO: 2161)
 Pro Gly Thr Xaa' Cys Gly Glu Ile Xaa' Cys Ala Tyr Ala Ala Cys Thr Gly Xaa' Xaa' Cys (SEQID NO: 2162)
 Pro Gly Thr Xaa' Cys Gly Glu Ile Xaa' Cys Ala Tyr Ala Ala Cys Thr Gly Xaa' Cys Xaa' (SEQID NO: 2163)
 Pro Gly Thr Xaa' Cys Gly Glu Ile Xaa' Cys Ala Tyr Ala Ala Cys Thr Gly Cys Xaa' (SEQID NO: 2164)
 Pro Gly Thr Xaa' Cys Gly Glu Ile Xaa' Cys Ala Tyr Ala Ala Cys Thr Gly Cys Xaa' Xaa' (SEQID NO: 2165)
 Pro Gly Thr Xaa' Cys Gly Glu Ile Cys Xaa' Ala Tyr Ala Ala Cys Thr Gly Cys (SEQID NO: 2166)
 Pro Gly Thr Xaa' Cys Gly Glu Ile Cys Xaa' Xaa' Ala Tyr Ala Ala Cys Thr Gly Cys (SEQID NO: 2167)
 Pro Gly Thr Xaa' Cys Gly Glu Ile Cys Xaa' Xaa' Xaa' Ala Tyr Ala Ala Cys Thr Gly Cys (SEQID NO: 2168)
 Pro Gly Thr Xaa' Cys Gly Glu Ile Cys Xaa' Xaa' Ala Xaa' Tyr Ala Ala Cys Thr Gly Cys (SEQID NO: 2169)
 Pro Gly Thr Xaa' Cys Gly Glu Ile Cys Xaa' Xaa' Ala Tyr Xaa' Ala Ala Cys Thr Gly Cys (SEQID NO: 2170)
 Pro Gly Thr Xaa' Cys Gly Glu Ile Cys Xaa' Xaa' Ala Tyr Ala Xaa' Ala Cys Thr Gly Cys (SEQID NO: 2171)
 Pro Gly Thr Xaa' Cys Gly Glu Ile Cys Xaa' Xaa' Ala Tyr Ala Ala Xaa' Cys Thr Gly Cys (SEQID NO: 2172)
 Pro Gly Thr Xaa' Cys Gly Glu Ile Cys Xaa' Xaa' Ala Tyr Ala Ala Cys Xaa' Tyr Gly Cys (SEQID NO: 2173)
 Pro Gly Thr Xaa' Cys Gly Glu Ile Cys Xaa' Xaa' Ala Tyr Ala Ala Cys Thr Xaa' Gly Cys (SEQID NO: 2174)
 Pro Gly Thr Xaa' Cys Gly Glu Ile Cys Xaa' Xaa' Ala Tyr Ala Ala Cys Thr Gly Xaa' Cys (SEQID NO: 2175)
 Pro Gly Thr Xaa' Cys Gly Glu Ile Cys Xaa' Xaa' Ala Tyr Ala Ala Cys Thr Gly Cys Xaa' (SEQID NO: 2176)
 Pro Gly Thr Xaa' Cys Gly Glu Ile Cys Xaa' Xaa' Ala Tyr Ala Ala Cys Thr Gly Cys (SEQID NO: 2177)
 Pro Gly Thr Xaa' Cys Gly Glu Ile Cys Xaa' Ala Xaa' Xaa' Tyr Ala Ala Cys Thr Gly Cys (SEQID NO: 2178)
 Pro Gly Thr Xaa' Cys Gly Glu Ile Cys Xaa' Ala Xaa' Tyr Xaa' Ala Ala Cys Thr Gly Cys (SEQID NO: 2179)
 Pro Gly Thr Xaa' Cys Gly Glu Ile Cys Xaa' Ala Xaa' Tyr Ala Xaa' Ala Cys Thr Gly Cys (SEQID NO: 2180)

FIG. 2
(sheet 38 of 114)

56/226

Pro Gly Thr Xaa' Cys Gly Glu Ile Cys Xaa' Ala Xaa' Tyr Ala Ala Xaa' Cys Thr Gly Cys (SEQID NO: 2181)
 Pro Gly Thr Xaa' Cys Gly Glu Ile Cys Xaa' Ala Xaa' Tyr Ala Ala Cys Xaa' Thr Gly Cys (SEQID NO: 2182)
 Pro Gly Thr Xaa' Cys Gly Glu Ile Cys Xaa' Ala Xaa' Tyr Ala Ala Cys Thr Xaa' Gly Cys (SEQID NO: 2183)
 Pro Gly Thr Xaa' Cys Gly Glu Ile Cys Xaa' Ala Xaa' Tyr Ala Ala Cys Thr Gly Xaa' Cys (SEQID NO: 2184)
 Pro Gly Thr Xaa' Cys Gly Glu Ile Cys Xaa' Ala Xaa' Tyr Ala Ala Cys Thr Gly Cys Xaa' (SEQID NO: 2185)
 Pro Gly Thr Xaa' Cys Gly Glu Ile Cys Xaa' Ala Tyr Xaa' Ala Ala Cys Thr Gly Cys (SEQID NO: 2186)
 Pro Gly Thr Xaa' Cys Gly Glu Ile Cys Xaa' Ala Tyr Xaa' Xaa' Ala Ala Cys Thr Gly Cys (SEQID NO: 2187)
 Pro Gly Thr Xaa' Cys Gly Glu Ile Cys Xaa' Ala Tyr Xaa' Ala Xaa' Ala Cys Thr Gly Cys (SEQID NO: 2188)
 Pro Gly Thr Xaa' Cys Gly Glu Ile Cys Xaa' Ala Tyr Xaa' Ala Ala Xaa' Cys Thr Gly Cys (SEQID NO: 2189)
 Pro Gly Thr Xaa' Cys Gly Glu Ile Cys Xaa' Ala Tyr Xaa' Ala Ala Cys Xaa' Thr Gly Cys (SEQID NO: 2190)
 Pro Gly Thr Xaa' Cys Gly Glu Ile Cys Xaa' Ala Tyr Xaa' Ala Ala Cys Thr Xaa' Gly Cys (SEQID NO: 2191)
 Pro Gly Thr Xaa' Cys Gly Glu Ile Cys Xaa' Ala Tyr Xaa' Ala Ala Cys Thr Gly Xaa' Cys (SEQID NO: 2192)
 Pro Gly Thr Xaa' Cys Gly Glu Ile Cys Xaa' Ala Tyr Xaa' Ala Ala Cys Thr Gly Cys Xaa' (SEQID NO: 2193)
 Pro Gly Thr Xaa' Cys Gly Glu Ile Cys Xaa' Ala Tyr Ala Xaa' Ala Cys Thr Gly Cys (SEQID NO: 2194)
 Pro Gly Thr Xaa' Cys Gly Glu Ile Cys Xaa' Ala Tyr Ala Xaa' Xaa' Ala Cys Thr Gly Cys (SEQID NO: 2195)
 Pro Gly Thr Xaa' Cys Gly Glu Ile Cys Xaa' Ala Tyr Ala Xaa' Ala Xaa' Cys Thr Gly Cys (SEQID NO: 2196)
 Pro Gly Thr Xaa' Cys Gly Glu Ile Cys Xaa' Ala Tyr Ala Xaa' Ala Cys Xaa' Thr Gly Cys (SEQID NO: 2197)
 Pro Gly Thr Xaa' Cys Gly Glu Ile Cys Xaa' Ala Tyr Ala Xaa' Ala Cys Thr Xaa' Gly Cys (SEQID NO: 2198)
 Pro Gly Thr Xaa' Cys Gly Glu Ile Cys Xaa' Ala Tyr Ala Xaa' Ala Cys Thr Gly Xaa' Cys (SEQID NO: 2199)
 Pro Gly Thr Xaa' Cys Gly Glu Ile Cys Xaa' Ala Tyr Ala Xaa' Ala Cys Thr Gly Cys Xaa' (SEQID NO: 2200)
 Pro Gly Thr Xaa' Cys Gly Glu Ile Cys Xaa' Ala Tyr Ala Ala Xaa' Xaa' Cys Thr Gly Cys (SEQID NO: 2202)
 Pro Gly Thr Xaa' Cys Gly Glu Ile Cys Xaa' Ala Tyr Ala Ala Xaa' Cys Xaa' Thr Gly Cys (SEQID NO: 2203)
 Pro Gly Thr Xaa' Cys Gly Glu Ile Cys Xaa' Ala Tyr Ala Ala Xaa' Cys Thr Xaa' Gly Cys (SEQID NO: 2204)
 Pro Gly Thr Xaa' Cys Gly Glu Ile Cys Xaa' Ala Tyr Ala Ala Xaa' Cys Thr Gly Xaa' Cys (SEQID NO: 2205)
 Pro Gly Thr Xaa' Cys Gly Glu Ile Cys Xaa' Ala Tyr Ala Ala Xaa' Cys Thr Gly Cys Xaa' (SEQID NO: 2206)
 Pro Gly Thr Xaa' Cys Gly Glu Ile Cys Xaa' Ala Tyr Ala Ala Cys Xaa' Xaa' Thr Gly Cys (SEQID NO: 2208)
 Pro Gly Thr Xaa' Cys Gly Glu Ile Cys Xaa' Ala Tyr Ala Ala Cys Xaa' Thr Xaa' Gly Cys (SEQID NO: 2209)
 Pro Gly Thr Xaa' Cys Gly Glu Ile Cys Xaa' Ala Tyr Ala Ala Cys Xaa' Thr Gly Xaa' Cys (SEQID NO: 2210)
 Pro Gly Thr Xaa' Cys Gly Glu Ile Cys Xaa' Ala Tyr Ala Ala Cys Xaa' Thr Gly Cys Xaa' (SEQID NO: 2211)
 Pro Gly Thr Xaa' Cys Gly Glu Ile Cys Xaa' Ala Tyr Ala Ala Cys Thr Xaa' Gly Cys (SEQID NO: 2212)
 Pro Gly Thr Xaa' Cys Gly Glu Ile Cys Xaa' Ala Tyr Ala Ala Cys Thr Xaa' Xaa' Gly Cys (SEQID NO: 2213)
 Pro Gly Thr Xaa' Cys Gly Glu Ile Cys Xaa' Ala Tyr Ala Ala Cys Thr Xaa' Gly Xaa' Cys (SEQID NO: 2214)

FIG. 2
(sheet 39 of 114)

57/226

Pro Gly Thr Xaa' Cys Gly Glu Ile Cys Xaa' Ala Tyr Ala Ala Cys Thr Xaa' Gly Cys Xaa' (SEQID NO: 2215)
Pro Gly Thr Xaa' Cys Gly Glu Ile Cys Xaa' Ala Tyr Ala Ala Cys Thr Gly Xaa' Cys (SEQID NO: 2216)
Pro Gly Thr Xaa' Cys Gly Glu Ile Cys Xaa' Ala Tyr Ala Ala Cys Thr Gly Xaa' Xaa' Cys (SEQID NO: 2217)
Pro Gly Thr Xaa' Cys Gly Glu Ile Cys Xaa' Ala Tyr Ala Ala Cys Thr Gly Xaa' Cys Xaa' (SEQID NO: 2218)
Pro Gly Thr Xaa' Cys Gly Glu Ile Cys Xaa' Ala Tyr Ala Ala Cys Thr Gly Cys Xaa' (SEQID NO: 2219)
Pro Gly Thr Xaa' Cys Gly Glu Ile Cys Xaa' Ala Tyr Ala Ala Cys Thr Gly Cys Xaa' Xaa' (SEQID NO: 2220)
Pro Gly Thr Xaa' Cys Gly Glu Ile Cys Ala Xaa' Xaa' Tyr Ala Ala Cys Thr Gly Cys (SEQID NO: 2221)
Pro Gly Thr Xaa' Cys Gly Glu Ile Cys Ala Xaa' Xaa' Xaa' Tyr Ala Ala Cys Thr Gly Cys (SEQID NO: 2222)
Pro Gly Thr Xaa' Cys Gly Glu Ile Cys Ala Xaa' Xaa' Tyr Xaa' Ala Ala Cys Thr Gly Cys (SEQID NO: 2223)
Pro Gly Thr Xaa' Cys Gly Glu Ile Cys Ala Xaa' Xaa' Tyr Ala Xaa' Ala Cys Thr Gly Cys (SEQID NO: 2224)
Pro Gly Thr Xaa' Cys Gly Glu Ile Cys Ala Xaa' Xaa' Tyr Ala Ala Xaa' Cys Thr Gly Cys (SEQID NO: 2225)
Pro Gly Thr Xaa' Cys Gly Glu Ile Cys Ala Xaa' Xaa' Tyr Ala Ala Cys Xaa' Thr Gly Cys (SEQID NO: 2226)
Pro Gly Thr Xaa' Cys Gly Glu Ile Cys Ala Xaa' Xaa' Tyr Ala Ala Cys Thr Xaa' Gly Cys (SEQID NO: 2227)
Pro Gly Thr Xaa' Cys Gly Glu Ile Cys Ala Xaa' Xaa' Tyr Ala Ala Cys Thr Gly Xaa' Cys (SEQID NO: 2228)
Pro Gly Thr Xaa' Cys Gly Glu Ile Cys Ala Xaa' Xaa' Tyr Ala Ala Cys Thr Gly Cys Xaa' (SEQID NO: 2229)
Pro Gly Thr Xaa' Cys Gly Glu Ile Cys Ala Xaa' Tyr Xaa' Ala Ala Cys Thr Gly Cys (SEQID NO: 2230)
Pro Gly Thr Xaa' Cys Gly Glu Ile Cys Ala Xaa' Tyr Xaa' Ala Ala Cys Xaa' Thr Gly Cys (SEQID NO: 2231)
Pro Gly Thr Xaa' Cys Gly Glu Ile Cys Ala Xaa' Tyr Xaa' Ala Ala Xaa' Cys Thr Gly Cys (SEQID NO: 2232)
Pro Gly Thr Xaa' Cys Gly Glu Ile Cys Ala Xaa' Tyr Xaa' Ala Ala Xaa' Cys Thr Gly Cys (SEQID NO: 2233)
Pro Gly Thr Xaa' Cys Gly Glu Ile Cys Ala Xaa' Tyr Xaa' Ala Ala Cys Xaa' Thr Gly Cys (SEQID NO: 2234)
Pro Gly Thr Xaa' Cys Gly Glu Ile Cys Ala Xaa' Tyr Xaa' Ala Ala Cys Thr Gly Cys Xaa' (SEQID NO: 2235)
Pro Gly Thr Xaa' Cys Gly Glu Ile Cys Ala Xaa' Tyr Xaa' Ala Ala Cys Thr Gly Cys Xaa' (SEQID NO: 2236)
Pro Gly Thr Xaa' Cys Gly Glu Ile Cys Ala Xaa' Tyr Xaa' Ala Ala Cys Thr Gly Cys Xaa' (SEQID NO: 2237)
Pro Gly Thr Xaa' Cys Gly Glu Ile Cys Ala Xaa' Tyr Xaa' Ala Ala Cys Thr Gly Cys Xaa' (SEQID NO: 2238)
Pro Gly Thr Xaa' Cys Gly Glu Ile Cys Ala Xaa' Tyr Ala Xaa' Ala Cys Thr Gly Cys (SEQID NO: 2239)
Pro Gly Thr Xaa' Cys Gly Glu Ile Cys Ala Xaa' Tyr Ala Xaa' Ala Xaa' Cys Thr Gly Cys (SEQID NO: 2240)
Pro Gly Thr Xaa' Cys Gly Glu Ile Cys Ala Xaa' Tyr Ala Xaa' Ala Cys Xaa' Thr Gly Cys (SEQID NO: 2241)
Pro Gly Thr Xaa' Cys Gly Glu Ile Cys Ala Xaa' Tyr Ala Xaa' Ala Cys Xaa' Thr Gly Cys (SEQID NO: 2242)
Pro Gly Thr Xaa' Cys Gly Glu Ile Cys Ala Xaa' Tyr Ala Xaa' Ala Cys Thr Xaa' Gly Cys (SEQID NO: 2243)
Pro Gly Thr Xaa' Cys Gly Glu Ile Cys Ala Xaa' Tyr Ala Xaa' Ala Cys Thr Gly Xaa' Cys (SEQID NO: 2244)
Pro Gly Thr Xaa' Cys Gly Glu Ile Cys Ala Xaa' Tyr Ala Xaa' Ala Cys Thr Gly Cys Xaa' (SEQID NO: 2245)
Pro Gly Thr Xaa' Cys Gly Glu Ile Cys Ala Xaa' Tyr Ala Ala Xaa' Cys Thr Gly Cys (SEQID NO: 2246)
Pro Gly Thr Xaa' Cys Gly Glu Ile Cys Ala Xaa' Tyr Ala Ala Xaa' Xaa' Cys Thr Gly Cys (SEQID NO: 2247)
Pro Gly Thr Xaa' Cys Gly Glu Ile Cys Ala Xaa' Tyr Ala Ala Xaa' Cys Xaa' Thr Gly Cys (SEQID NO: 2248)

FIG. 2
(sheet 48 of 114)

58/226

Pro Gly Thr Xaa' Cys Gly Glu Ile Cys Ala Xaa' Tyr Ala Ala Xaa' Cys Thr Xaa' Gly Cys (SEQID NO: 2249)
 Pro Gly Thr Xaa' Cys Gly Glu Ile Cys Ala Xaa' Tyr Ala Ala Xaa' Cys Thr Gly Xaa' Cys (SEQID NO: 2250)
 Pro Gly Thr Xaa' Cys Gly Glu Ile Cys Ala Xaa' Tyr Ala Ala Xaa' Cys Thr Gly Cys Xaa' (SEQID NO: 2251)
 Pro Gly Thr Xaa' Cys Gly Glu Ile Cys Ala Xaa' Tyr Ala Ala Cys Xaa' Thr Gly Cys (SEQID NO: 2252)
 Pro Gly Thr Xaa' Cys Gly Glu Ile Cys Ala Xaa' Tyr Ala Ala Cys Xaa' Xaa' Thr Gly Cys (SEQID NO: 2253)
 Pro Gly Thr Xaa' Cys Gly Glu Ile Cys Ala Xaa' Tyr Ala Ala Cys Xaa' Thr Xaa' Gly Cys (SEQID NO: 2254)
 Pro Gly Thr Xaa' Cys Gly Glu Ile Cys Ala Xaa' Tyr Ala Ala Cys Xaa' Thr Gly Xaa' Cys (SEQID NO: 2255)
 Pro Gly Thr Xaa' Cys Gly Glu Ile Cys Ala Xaa' Tyr Ala Ala Cys Xaa' Thr Gly Cys Xaa' (SEQID NO: 2256)
 Pro Gly Thr Xaa' Cys Gly Glu Ile Cys Ala Xaa' Tyr Ala Ala Cys Thr Xaa' Gly Cys (SEQID NO: 2257)
 Pro Gly Thr Xaa' Cys Gly Glu Ile Cys Ala Xaa' Tyr Ala Ala Cys Thr Xaa' Xaa' Gly Cys (SEQID NO: 2258)
 Pro Gly Thr Xaa' Cys Gly Glu Ile Cys Ala Xaa' Tyr Ala Ala Cys Thr Xaa' Gly Xaa' Cys (SEQID NO: 2259)
 Pro Gly Thr Xaa' Cys Gly Glu Ile Cys Ala Xaa' Tyr Ala Ala Cys Thr Xaa' Gly Cys Xaa' (SEQID NO: 2260)
 Pro Gly Thr Xaa' Cys Gly Glu Ile Cys Ala Xaa' Tyr Ala Ala Cys Thr Gly Xaa' Cys (SEQID NO: 2261)
 Pro Gly Thr Xaa' Cys Gly Glu Ile Cys Ala Xaa' Tyr Ala Ala Cys Thr Gly Xaa' Xaa' Cys (SEQID NO: 2262)
 Pro Gly Thr Xaa' Cys Gly Glu Ile Cys Ala Xaa' Tyr Ala Ala Cys Thr Gly Xaa' Cys Xaa' (SEQID NO: 2263)
 Pro Gly Thr Xaa' Cys Gly Glu Ile Cys Ala Xaa' Tyr Ala Ala Cys Thr Gly Cys Xaa' (SEQID NO: 2264)
 Pro Gly Thr Xaa' Cys Gly Glu Ile Cys Ala Xaa' Tyr Ala Ala Cys Thr Gly Cys Xaa' Xaa' (SEQID NO: 2265)
 Pro Gly Thr Xaa' Cys Gly Glu Ile Cys Ala Tyr Xaa' Ala Ala Cys Thr Gly Cys (SEQID NO: 2266)
 Pro Gly Thr Xaa' Cys Gly Glu Ile Cys Ala Tyr Xaa' Xaa' Ala Ala Cys Thr Gly Cys (SEQID NO: 2267)
 Pro Gly Thr Xaa' Cys Gly Glu Ile Cys Ala Tyr Xaa' Xaa' Xaa' Ala Ala Cys Thr Gly Cys (SEQID NO: 2268)
 Pro Gly Thr Xaa' Cys Gly Glu Ile Cys Ala Tyr Xaa' Xaa' Ala Xaa' Ala Cys Thr Gly Cys (SEQID NO: 2269)
 Pro Gly Thr Xaa' Cys Gly Glu Ile Cys Ala Tyr Xaa' Xaa' Ala Ala Xaa' Cys Thr Gly Cys (SEQID NO: 2270)
 Pro Gly Thr Xaa' Cys Gly Glu Ile Cys Ala Tyr Xaa' Xaa' Ala Ala Cys Xaa' Thr Gly Cys (SEQID NO: 2271)
 Pro Gly Thr Xaa' Cys Gly Glu Ile Cys Ala Tyr Xaa' Xaa' Ala Ala Cys Thr Xaa' Gly Cys (SEQID NO: 2272)
 Pro Gly Thr Xaa' Cys Gly Glu Ile Cys Ala Tyr Xaa' Xaa' Ala Ala Cys Thr Gly Xaa' Cys (SEQID NO: 2273)
 Pro Gly Thr Xaa' Cys Gly Glu Ile Cys Ala Tyr Xaa' Xaa' Ala Ala Cys Thr Gly Cys Xaa' (SEQID NO: 2274)
 Pro Gly Thr Xaa' Cys Gly Glu Ile Cys Ala Tyr Xaa' Ala Xaa' Ala Cys Thr Gly Cys (SEQID NO: 2275)
 Pro Gly Thr Xaa' Cys Gly Glu Ile Cys Ala Tyr Xaa' Ala Xaa' Xaa' Ala Cys Thr Gly Cys (SEQID NO: 2276)
 Pro Gly Thr Xaa' Cys Gly Glu Ile Cys Ala Tyr Xaa' Ala Xaa' Ala Xaa' Cys Thr Gly Cys (SEQID NO: 2277)
 Pro Gly Thr Xaa' Cys Gly Glu Ile Cys Ala Tyr Xaa' Ala Xaa' Ala Cys Xaa' Thr Gly Cys (SEQID NO: 2278)
 Pro Gly Thr Xaa' Cys Gly Glu Ile Cys Ala Tyr Xaa' Ala Xaa' Ala Cys Thr Xaa' Gly Cys (SEQID NO: 2279)
 Pro Gly Thr Xaa' Cys Gly Glu Ile Cys Ala Tyr Xaa' Ala Xaa' Ala Cys Thr Gly Xaa' Cys (SEQID NO: 2280)
 Pro Gly Thr Xaa' Cys Gly Glu Ile Cys Ala Tyr Xaa' Ala Xaa' Ala Cys Thr Gly Cys Xaa' (SEQID NO: 2281)
 Pro Gly Thr Xaa' Cys Gly Glu Ile Cys Ala Tyr Xaa' Ala Ala Xaa' Cys Thr Gly Cys (SEQID NO: 2282)

FIG. 2
(sheet 41 of 114)

59/226

Pro Gly Thr Xaa' Cys Gly Glu Ile Cys Ala Tyr Xaa' Ala Ala Xaa' Xaa' Cys Thr Gly Cys (SEQID NO: 2283)
Pro Gly Thr Xaa' Cys Gly Glu Ile Cys Ala Tyr Xaa' Ala Ala Xaa' Cys Xaa' Thr Gly Cys (SEQID NO: 2284)
Pro Gly Thr Xaa' Cys Gly Glu Ile Cys Ala Tyr Xaa' Ala Ala Xaa' Cys Thr Xaa' Gly Cys (SEQID NO: 2285)
Pro Gly Thr Xaa' Cys Gly Glu Ile Cys Ala Tyr Xaa' Ala Ala Xaa' Cys Thr Gly Xaa' Cys (SEQID NO: 2286)
Pro Gly Thr Xaa' Cys Gly Glu Ile Cys Ala Tyr Xaa' Ala Ala Xaa' Cys Thr Gly Cys Xaa' (SEQID NO: 2287)
Pro Gly Thr Xaa' Cys Gly Glu Ile Cys Ala Tyr Xaa' Ala Ala Cys Xaa' Thr Gly Cys (SEQID NO: 2288)
Pro Gly Thr Xaa' Cys Gly Glu Ile Cys Ala Tyr Xaa' Ala Ala Cys Xaa' Xaa' Thr Gly Cys (SEQID NO: 2289)
Pro Gly Thr Xaa' Cys Gly Glu Ile Cys Ala Tyr Xaa' Ala Ala Cys Xaa' Thr Xaa' Gly Cys (SEQID NO: 2290)
Pro Gly Thr Xaa' Cys Gly Glu Ile Cys Ala Tyr Xaa' Ala Ala Cys Xaa' Thr Gly Xaa' Cys (SEQID NO: 2291)
Pro Gly Thr Xaa' Cys Gly Glu Ile Cys Ala Tyr Xaa' Ala Ala Cys Xaa' Thr Gly Cys Xaa' (SEQID NO: 2292)
Pro Gly Thr Xaa' Cys Gly Glu Ile Cys Ala Tyr Xaa' Ala Ala Cys Thr Xaa' Gly Cys (SEQID NO: 2293)
Pro Gly Thr Xaa' Cys Gly Glu Ile Cys Ala Tyr Xaa' Ala Ala Cys Thr Xaa' Xaa' Gly Cys (SEQID NO: 2294)
Pro Gly Thr Xaa' Cys Gly Glu Ile Cys Ala Tyr Xaa' Ala Ala Cys Thr Xaa' Gly Xaa' Cys (SEQID NO: 2295)
Pro Gly Thr Xaa' Cys Gly Glu Ile Cys Ala Tyr Xaa' Ala Ala Cys Thr Xaa' Gly Cys Xaa' (SEQID NO: 2296)
Pro Gly Thr Xaa' Cys Gly Glu Ile Cys Ala Tyr Xaa' Ala Ala Cys Thr Gly Xaa' Cys (SEQID NO: 2297)
Pro Gly Thr Xaa' Cys Gly Glu Ile Cys Ala Tyr Xaa' Ala Ala Cys Thr Gly Xaa' Xaa' Cys (SEQID NO: 2298)
Pro Gly Thr Xaa' Cys Gly Glu Ile Cys Ala Tyr Xaa' Ala Ala Cys Thr Gly Xaa' Cys Xaa' (SEQID NO: 2299)
Pro Gly Thr Xaa' Cys Gly Glu Ile Cys Ala Tyr Xaa' Ala Ala Cys Thr Gly Cys Xaa' (SEQID NO: 2300)
Pro Gly Thr Xaa' Cys Gly Glu Ile Cys Ala Tyr Xaa' Ala Ala Cys Thr Gly Cys Xaa' Xaa' (SEQID NO: 2301)
Pro Gly Thr Xaa' Cys Gly Glu Ile Cys Ala Tyr Ala Xaa' Ala Cys Thr Gly Cys (SEQID NO: 2302)
Pro Gly Thr Xaa' Cys Gly Glu Ile Cys Ala Tyr Ala Xaa' Xaa' Ala Cys Thr Gly Cys (SEQID NO: 2303)
Pro Gly Thr Xaa' Cys Gly Glu Ile Cys Ala Tyr Ala Xaa' Xaa' Xaa' Ala Cys Thr Gly Cys (SEQID NO: 2304)
Pro Gly Thr Xaa' Cys Gly Glu Ile Cys Ala Tyr Ala Xaa' Xaa' Ala Xaa' Cys Thr Gly Cys (SEQID NO: 2305)
Pro Gly Thr Xaa' Cys Gly Glu Ile Cys Ala Tyr Ala Xaa' Xaa' Ala Cys Thr Xaa' Gly Cys (SEQID NO: 2306)
Pro Gly Thr Xaa' Cys Gly Glu Ile Cys Ala Tyr Ala Xaa' Xaa' Ala Cys Thr Xaa' Gly Cys (SEQID NO: 2307)
Pro Gly Thr Xaa' Cys Gly Glu Ile Cys Ala Tyr Ala Xaa' Xaa' Ala Cys Thr Gly Xaa' Cys (SEQID NO: 2308)
Pro Gly Thr Xaa' Cys Gly Glu Ile Cys Ala Tyr Ala Xaa' Xaa' Ala Cys Thr Gly Cys Xaa' (SEQID NO: 2309)
Pro Gly Thr Xaa' Cys Gly Glu Ile Cys Ala Tyr Ala Xaa' Ala Xaa' Cys Thr Gly Cys (SEQID NO: 2310)
Pro Gly Thr Xaa' Cys Gly Glu Ile Cys Ala Tyr Ala Xaa' Ala Xaa' Cys Xaa' Thr Gly Cys (SEQID NO: 2311)
Pro Gly Thr Xaa' Cys Gly Glu Ile Cys Ala Tyr Ala Xaa' Ala Xaa' Cys Xaa' Thr Gly Cys (SEQID NO: 2312)
Pro Gly Thr Xaa' Cys Gly Glu Ile Cys Ala Tyr Ala Xaa' Ala Xaa' Cys Thr Xaa' Gly Cys (SEQID NO: 2313)
Pro Gly Thr Xaa' Cys Gly Glu Ile Cys Ala Tyr Ala Xaa' Ala Xaa' Cys Thr Gly Xaa' Cys (SEQID NO: 2314)
Pro Gly Thr Xaa' Cys Gly Glu Ile Cys Ala Tyr Ala Xaa' Ala Xaa' Cys Thr Gly Cys Xaa' (SEQID NO: 2315)
Pro Gly Thr Xaa' Cys Gly Glu Ile Cys Ala Tyr Ala Xaa' Ala Cys Xaa' Thr Gly Cys (SEQID NO: 2316)

FIG. 2
(sheet 42 of 114)

Pro Gly Thr Xaa' Cys Gly Glu Ile Cys Ala Tyr Ala Xaa' Ala Cys Xaa' Xaa' Thr Gly Cys (SEQID NO: 2317)
Pro Gly Thr Xaa' Cys Gly Glu Ile Cys Ala Tyr Ala Xaa' Ala Cys Xaa' Thr Xaa' Gly Cys (SEQID NO: 2318)
Pro Gly Thr Xaa' Cys Gly Glu Ile Cys Ala Tyr Ala Xaa' Ala Cys Xaa' Thr Gly Xaa' Cys (SEQID NO: 2319)
Pro Gly Thr Xaa' Cys Gly Glu Ile Cys Ala Tyr Ala Xaa' Ala Cys Xaa' Thr Gly Cys Xaa' (SEQID NO: 2320)
Pro Gly Thr Xaa' Cys Gly Glu Ile Cys Ala Tyr Ala Xaa' Ala Cys Thr Xaa' Gly Cys (SEQID NO: 2321)
Pro Gly Thr Xaa' Cys Gly Glu Ile Cys Ala Tyr Ala Xaa' Ala Cys Thr Xaa' Xaa' Gly Cys (SEQID NO: 2322)
Pro Gly Thr Xaa' Cys Gly Glu Ile Cys Ala Tyr Ala Xaa' Ala Cys Thr Xaa' Gly Xaa' Cys (SEQID NO: 2323)
Pro Gly Thr Xaa' Cys Gly Glu Ile Cys Ala Tyr Ala Xaa' Ala Cys Thr Xaa' Gly Cys Xaa' (SEQID NO: 2324)
Pro Gly Thr Xaa' Cys Gly Glu Ile Cys Ala Tyr Ala Xaa' Ala Cys Thr Gly Xaa' Cys (SEQID NO: 2325)
Pro Gly Thr Xaa' Cys Gly Glu Ile Cys Ala Tyr Ala Xaa' Ala Cys Thr Gly Xaa' Xaa' Cys (SEQID NO: 2326)
Pro Gly Thr Xaa' Cys Gly Glu Ile Cys Ala Tyr Ala Xaa' Ala Cys Thr Gly Xaa' Cys Xaa' (SEQID NO: 2327)
Pro Gly Thr Xaa' Cys Gly Glu Ile Cys Ala Tyr Ala Xaa' Ala Cys Thr Gly Cys Xaa' Xaa' (SEQID NO: 2328)
Pro Gly Thr Xaa' Cys Gly Glu Ile Cys Ala Tyr Ala Xaa' Ala Cys Thr Gly Cys Xaa' Xaa' (SEQID NO: 2329)
Pro Gly Thr Xaa' Cys Gly Glu Ile Cys Ala Tyr Ala Ala Xaa' Cys Thr Gly Cys (SEQID NO: 2330)
Pro Gly Thr Xaa' Cys Gly Glu Ile Cys Ala Tyr Ala Ala Xaa' Xaa' Cys Thr Gly Cys (SEQID NO: 2331)
Pro Gly Thr Xaa' Cys Gly Glu Ile Cys Ala Tyr Ala Ala Xaa' Xaa' Xaa' Cys Thr Gly Cys (SEQID NO: 2332)
Pro Gly Thr Xaa' Cys Gly Glu Ile Cys Ala Tyr Ala Ala Xaa' Xaa' Cys Xaa' Thr Gly Cys (SEQID NO: 2333)
Pro Gly Thr Xaa' Cys Gly Glu Ile Cys Ala Tyr Ala Ala Xaa' Xaa' Cys Thr Xaa' Gly Cys (SEQID NO: 2334)
Pro Gly Thr Xaa' Cys Gly Glu Ile Cys Ala Tyr Ala Ala Xaa' Xaa' Cys Thr Gly Xaa' Cys (SEQID NO: 2335)
Pro Gly Thr Xaa' Cys Gly Glu Ile Cys Ala Tyr Ala Ala Xaa' Xaa' Cys Thr Gly Cys Xaa' (SEQID NO: 2336)
Pro Gly Thr Xaa' Cys Gly Glu Ile Cys Ala Tyr Ala Ala Xaa' Cys Xaa' Thr Gly Cys (SEQID NO: 2337)
Pro Gly Thr Xaa' Cys Gly Glu Ile Cys Ala Tyr Ala Ala Xaa' Cys Xaa' Xaa' Thr Gly Cys (SEQID NO: 2338)
Pro Gly Thr Xaa' Cys Gly Glu Ile Cys Ala Tyr Ala Ala Xaa' Cys Xaa' Thr Xaa' Gly Cys (SEQID NO: 2339)
Pro Gly Thr Xaa' Cys Gly Glu Ile Cys Ala Tyr Ala Ala Xaa' Cys Xaa' Thr Gly Xaa' Cys (SEQID NO: 2340)
Pro Gly Thr Xaa' Cys Gly Glu Ile Cys Ala Tyr Ala Ala Xaa' Cys Xaa' Thr Gly Cys Xaa' (SEQID NO: 2341)
Pro Gly Thr Xaa' Cys Gly Glu Ile Cys Ala Tyr Ala Ala Xaa' Cys Thr Xaa' Gly Cys (SEQID NO: 2342)
Pro Gly Thr Xaa' Cys Gly Glu Ile Cys Ala Tyr Ala Ala Xaa' Cys Thr Xaa' Gly Cys Xaa' (SEQID NO: 2343)
Pro Gly Thr Xaa' Cys Gly Glu Ile Cys Ala Tyr Ala Ala Xaa' Cys Thr Xaa' Gly Xaa' Cys (SEQID NO: 2344)
Pro Gly Thr Xaa' Cys Gly Glu Ile Cys Ala Tyr Ala Ala Xaa' Cys Thr Xaa' Gly Cys Xaa' (SEQID NO: 2345)
Pro Gly Thr Xaa' Cys Gly Glu Ile Cys Ala Tyr Ala Ala Xaa' Cys Thr Gly Xaa' Cys (SEQID NO: 2346)
Pro Gly Thr Xaa' Cys Gly Glu Ile Cys Ala Tyr Ala Ala Xaa' Cys Thr Gly Xaa' Xaa' Cys (SEQID NO: 2347)
Pro Gly Thr Xaa' Cys Gly Glu Ile Cys Ala Tyr Ala Ala Xaa' Cys Thr Gly Xaa' Cys Xaa' (SEQID NO: 2348)
Pro Gly Thr Xaa' Cys Gly Glu Ile Cys Ala Tyr Ala Ala Xaa' Cys Thr Gly Cys Xaa' Xaa' (SEQID NO: 2349)

FIG. 2
(sheet 43 of 114)

61/226

Pro Gly Thr Xaa' Cys Gly Glu Ile Cys Ala Tyr Ala Ala Cys Xaa' Thr Gly Cys (SEQID NO: 2351)
 Pro Gly Thr Xaa' Cys Gly Glu Ile Cys Ala Tyr Ala Ala Cys Xaa' Xaa' Thr Gly Cys (SEQID NO: 2352)
 Pro Gly Thr Xaa' Cys Gly Glu Ile Cys Ala Tyr Ala Ala Cys Xaa' Xaa' Xaa' Thr Gly Cys (SEQID NO: 2353)
 Pro Gly Thr Xaa' Cys Gly Glu Ile Cys Ala Tyr Ala Ala Cys Xaa' Xaa' Thr Xaa' Gly Cys (SEQID NO: 2354)
 Pro Gly Thr Xaa' Cys Gly Glu Ile Cys Ala Tyr Ala Ala Cys Xaa' Xaa' Thr Gly Xaa' Cys (SEQID NO: 2355)
 Pro Gly Thr Xaa' Cys Gly Glu Ile Cys Ala Tyr Ala Ala Cys Xaa' Xaa' Thr Gly Cys Xaa' (SEQID NO: 2356)
 Pro Gly Thr Xaa' Cys Gly Glu Ile Cys Ala Tyr Ala Ala Cys Xaa' Thr Xaa' Gly Cys (SEQID NO: 2357)
 Pro Gly Thr Xaa' Cys Gly Glu Ile Cys Ala Tyr Ala Ala Cys Xaa' Thr Xaa' Xaa' Gly Cys (SEQID NO: 2358)
 Pro Gly Thr Xaa' Cys Gly Glu Ile Cys Ala Tyr Ala Ala Cys Xaa' Thr Xaa' Gly Xaa' Cys (SEQID NO: 2359)
 Pro Gly Thr Xaa' Cys Gly Glu Ile Cys Ala Tyr Ala Ala Cys Xaa' Thr Xaa' Gly Cys Xaa' (SEQID NO: 2360)
 Pro Gly Thr Xaa' Cys Gly Glu Ile Cys Ala Tyr Ala Ala Cys Xaa' Thr Gly Xaa' Cys (SEQID NO: 2361)
 Pro Gly Thr Xaa' Cys Gly Glu Ile Cys Ala Tyr Ala Ala Cys Xaa' Thr Gly Xaa' Xaa' Cys (SEQID NO: 2362)
 Pro Gly Thr Xaa' Cys Gly Glu Ile Cys Ala Tyr Ala Ala Cys Xaa' Thr Gly Xaa' Cys Xaa' (SEQID NO: 2363)
 Pro Gly Thr Xaa' Cys Gly Glu Ile Cys Ala Tyr Ala Ala Cys Xaa' Thr Gly Cys Xaa' (SEQID NO: 2364)
 Pro Gly Thr Xaa' Cys Gly Glu Ile Cys Ala Tyr Ala Ala Cys Xaa' Thr Gly Cys Xaa' Xaa' (SEQID NO: 2365)
 Pro Gly Thr Xaa' Cys Gly Glu Ile Cys Ala Tyr Ala Ala Cys Thr Xaa' Gly Cys (SEQID NO: 2366)
 Pro Gly Thr Xaa' Cys Gly Glu Ile Cys Ala Tyr Ala Ala Cys Thr Xaa' Xaa' Xaa' Gly Cys (SEQID NO: 2367)
 Pro Gly Thr Xaa' Cys Gly Glu Ile Cys Ala Tyr Ala Ala Cys Thr Xaa' Xaa' Xaa' Gly Cys (SEQID NO: 2368)
 Pro Gly Thr Xaa' Cys Gly Glu Ile Cys Ala Tyr Ala Ala Cys Thr Xaa' Xaa' Gly Xaa' Cys (SEQID NO: 2369)
 Pro Gly Thr Xaa' Cys Gly Glu Ile Cys Ala Tyr Ala Ala Cys Thr Xaa' Xaa' Gly Cys Xaa' (SEQID NO: 2370)
 Pro Gly Thr Xaa' Cys Gly Glu Ile Cys Ala Tyr Ala Ala Cys Thr Xaa' Gly Xaa' Cys (SEQID NO: 2371)
 Pro Gly Thr Xaa' Cys Gly Glu Ile Cys Ala Tyr Ala Ala Cys Thr Xaa' Gly Xaa' Xaa' Cys (SEQID NO: 2372)
 Pro Gly Thr Xaa' Cys Gly Glu Ile Cys Ala Tyr Ala Ala Cys Thr Xaa' Gly Xaa' Cys Xaa' (SEQID NO: 2373)
 Pro Gly Thr Xaa' Cys Gly Glu Ile Cys Ala Tyr Ala Ala Cys Thr Xaa' Gly Cys Xaa' (SEQID NO: 2374)
 Pro Gly Thr Xaa' Cys Gly Glu Ile Cys Ala Tyr Ala Ala Cys Thr Xaa' Gly Cys Xaa' Xaa' (SEQID NO: 2375)
 Pro Gly Thr Xaa' Cys Gly Glu Ile Cys Ala Tyr Ala Ala Cys Thr Gly Xaa' Cys (SEQID NO: 2376)
 Pro Gly Thr Xaa' Cys Gly Glu Ile Cys Ala Tyr Ala Ala Cys Thr Gly Xaa' Xaa' Cys (SEQID NO: 2377)
 Pro Gly Thr Xaa' Cys Gly Glu Ile Cys Ala Tyr Ala Ala Cys Thr Gly Xaa' Xaa' Xaa' Cys (SEQID NO: 2378)
 Pro Gly Thr Xaa' Cys Gly Glu Ile Cys Ala Tyr Ala Ala Cys Thr Gly Xaa' Xaa' Cys Xaa' (SEQID NO: 2379)
 Pro Gly Thr Xaa' Cys Gly Glu Ile Cys Ala Tyr Ala Ala Cys Thr Gly Xaa' Cys Xaa' (SEQID NO: 2380)
 Pro Gly Thr Xaa' Cys Gly Glu Ile Cys Ala Tyr Ala Ala Cys Thr Gly Xaa' Cys Xaa' Xaa' (SEQID NO: 2381)
 Pro Gly Thr Xaa' Cys Gly Glu Ile Cys Ala Tyr Ala Ala Cys Thr Gly Cys Xaa' (SEQID NO: 2382)
 Pro Gly Thr Xaa' Cys Gly Glu Ile Cys Ala Tyr Ala Ala Cys Thr Gly Cys Xaa' Xaa' (SEQID NO: 2383)
 Pro Gly Thr Xaa' Cys Gly Glu Ile Cys Ala Tyr Ala Ala Cys Thr Gly Cys Xaa' Xaa' Xaa' (SEQID NO: 2384)

FIG. 2
(sheet 44 of 114)

62/226

Paa Gly Thr Cys Xaa' Gly Glu Ile Cys Ala Tyr Ala Ala Cys Thr Gly Cys (SEQID NO: 2385)
 Paa Gly Thr Cys Xaa' Xaa' Gly Glu Ile Cys Ala Tyr Ala Ala Cys Thr Gly Cys (SEQID NO: 2386)
 Pro Gly Thr Cys Xaa' Xaa' Xaa' Gly Glu Ile Cys Ala Tyr Ala Ala Cys Thr Gly Cys (SEQID NO: 2387)
 Pro Gly Thr Cys Xaa' Xaa' Xaa' Gly Glu Ile Cys Ala Tyr Ala Ala Cys Thr Gly Cys (SEQID NO: 2388)
 Pro Gly Thr Cys Xaa' Xaa' Xaa' Gly Xaa' Glu Ile Cys Ala Tyr Ala Ala Cys Thr Gly Cys (SEQID NO: 2389)
 Pro Gly Thr Cys Xaa' Xaa' Xaa' Gly Glu Ile Cys Ala Tyr Ala Ala Cys Thr Gly Cys (SEQID NO: 2390)
 Pro Gly Thr Cys Xaa' Xaa' Xaa' Gly Glu Ile Cys Xaa' Ala Tyr Ala Ala Cys Thr Gly Cys (SEQID NO: 2391)
 Pro Gly Thr Cys Xaa' Xaa' Xaa' Gly Glu Ile Cys Ala Xaa' Tyr Ala Ala Cys Thr Gly Cys (SEQID NO: 2392)
 Pro Gly Thr Cys Xaa' Xaa' Xaa' Gly Glu Ile Cys Ala Tyr Xaa' Ala Ala Cys Thr Gly Cys (SEQID NO: 2393)
 Pro Gly Thr Cys Xaa' Xaa' Xaa' Gly Glu Ile Cys Ala Tyr Ala Xaa' Ala Cys Thr Gly Cys (SEQID NO: 2394)
 Pro Gly Thr Cys Xaa' Xaa' Xaa' Gly Glu Ile Cys Ala Tyr Ala Ala Cys Xaa' Thr Gly Cys (SEQID NO: 2395)
 Pro Gly Thr Cys Xaa' Xaa' Xaa' Gly Glu Ile Cys Ala Tyr Ala Ala Cys Thr Xaa' Gly Cys (SEQID NO: 2396)
 Pro Gly Thr Cys Xaa' Xaa' Xaa' Gly Glu Ile Cys Ala Tyr Ala Ala Cys Thr Gly Xaa' Cys (SEQID NO: 2397)
 Pro Gly Thr Cys Xaa' Xaa' Xaa' Gly Glu Ile Cys Ala Tyr Ala Ala Cys Thr Gly Xaa' Cys (SEQID NO: 2398)
 Pro Gly Thr Cys Xaa' Xaa' Xaa' Gly Glu Ile Cys Ala Tyr Ala Ala Cys Thr Gly Cys Xaa' (SEQID NO: 2400)
 Pro Gly Thr Cys Xaa' Xaa' Gly Xaa' Glu Ile Cys Ala Tyr Ala Ala Cys Thr Gly Cys (SEQID NO: 2401)
 Pro Gly Thr Cys Xaa' Xaa' Gly Xaa' Xaa' Glu Ile Cys Ala Tyr Ala Ala Cys Thr Gly Cys (SEQID NO: 2402)
 Pro Gly Thr Cys Xaa' Xaa' Gly Xaa' Glu Ile Cys Ala Tyr Ala Ala Cys Thr Gly Cys (SEQID NO: 2403)
 Pro Gly Thr Cys Xaa' Xaa' Gly Xaa' Glu Ile Cys Ala Tyr Ala Ala Cys Thr Gly Cys (SEQID NO: 2404)
 Paa Gly Thr Cys Xaa' Xaa' Gly Xaa' Glu Ile Cys Xaa' Ala Tyr Ala Ala Cys Thr Gly Cys (SEQID NO: 2405)
 Paa Gly Thr Cys Xaa' Xaa' Gly Xaa' Glu Ile Cys Ala Xaa' Tyr Ala Ala Cys Thr Gly Cys (SEQID NO: 2406)
 Paa Gly Thr Cys Xaa' Xaa' Gly Xaa' Glu Ile Cys Ala Tyr Xaa' Ala Ala Cys Thr Gly Cys (SEQID NO: 2407)
 Paa Gly Thr Cys Xaa' Xaa' Gly Xaa' Glu Ile Cys Ala Tyr Ala Xaa' Ala Cys Thr Gly Cys (SEQID NO: 2408)
 Paa Gly Thr Cys Xaa' Xaa' Gly Xaa' Glu Ile Cys Ala Tyr Ala Ala Xaa' Cys Thr Gly Cys (SEQID NO: 2409)
 Paa Gly Thr Cys Xaa' Xaa' Gly Xaa' Glu Ile Cys Ala Tyr Ala Ala Cys Xaa' Thr Gly Cys (SEQID NO: 2410)
 Paa Gly Thr Cys Xaa' Xaa' Gly Xaa' Glu Ile Cys Ala Tyr Ala Ala Cys Thr Xaa' Gly Cys (SEQID NO: 2411)
 Paa Gly Thr Cys Xaa' Xaa' Gly Xaa' Glu Ile Cys Ala Tyr Ala Ala Cys Thr Gly Xaa' Cys (SEQID NO: 2412)
 Paa Gly Thr Cys Xaa' Xaa' Gly Xaa' Glu Ile Cys Ala Tyr Ala Ala Cys Thr Gly Cys Xaa' (SEQID NO: 2413)
 Paa Gly Thr Cys Xaa' Xaa' Gly Xaa' Glu Ile Cys Ala Tyr Ala Ala Cys Thr Gly Cys (SEQID NO: 2414)
 Paa Gly Thr Cys Xaa' Xaa' Gly Glu Xaa' Xaa' Ile Cys Ala Tyr Ala Ala Cys Thr Gly Cys (SEQID NO: 2415)
 Paa Gly Thr Cys Xaa' Xaa' Gly Glu Xaa' Ile Xaa' Cys Ala Tyr Ala Ala Cys Thr Gly Cys (SEQID NO: 2416)
 Paa Gly Thr Cys Xaa' Xaa' Gly Glu Xaa' Ile Cys Xaa' Ala Tyr Ala Ala Cys Thr Gly Cys (SEQID NO: 2417)
 Paa Gly Thr Cys Xaa' Xaa' Gly Glu Xaa' Ile Cys Ala Xaa' Tyr Ala Ala Cys Thr Gly Cys (SEQID NO: 2418)

FIG. 2
(sheet 45 of 114)

63/226

Pro Gly Thr Cys Xaa' Xaa' Gly Glu Xaa' Ile Cys Ala Tyr Xaa' Ala Ala Cys Thr Gly Cys (SEQID NO: 2418)
 Pro Gly Thr Cys Xaa' Xaa' Gly Glu Xaa' Ile Cys Ala Tyr Ala Xaa' Ala Cys Thr Gly Cys (SEQID NO: 2420)
 Pro Gly Thr Cys Xaa' Xaa' Gly Glu Xaa' Ile Cys Ala Tyr Ala Ala Xaa' Cys Thr Gly Cys (SEQID NO: 2421)
 Pro Gly Thr Cys Xaa' Xaa' Gly Glu Xaa' Ile Cys Ala Tyr Ala Ala Cys Xaa' Thr Gly Cys (SEQID NO: 2422)
 Pro Gly Thr Cys Xaa' Xaa' Gly Glu Xaa' Ile Cys Ala Tyr Ala Ala Cys Thr Xaa' Gly Cys (SEQID NO: 2423)
 Pro Gly Thr Cys Xaa' Xaa' Gly Glu Xaa' Ile Cys Ala Tyr Ala Ala Cys Thr Gly Xaa' Cys (SEQID NO: 2424)
 Pro Gly Thr Cys Xaa' Xaa' Gly Glu Xaa' Ile Cys Ala Tyr Ala Ala Cys Thr Gly Cys Xaa' (SEQID NO: 2425)
 Pro Gly Thr Cys Xaa' Xaa' Gly Glu Ile Xaa' Cys Ala Tyr Ala Ala Cys Thr Gly Cys (SEQID NO: 2426)
 Pro Gly Thr Cys Xaa' Xaa' Gly Glu Ile Xaa' Xaa' Cys Ala Tyr Ala Ala Cys Thr Gly Cys (SEQID NO: 2427)
 Pro Gly Thr Cys Xaa' Xaa' Gly Glu Ile Xaa' Cys Xaa' Ala Tyr Ala Ala Cys Thr Gly Cys (SEQID NO: 2428)
 Pro Gly Thr Cys Xaa' Xaa' Gly Glu Ile Xaa' Cys Ala Xaa' Tyr Ala Ala Cys Thr Gly Cys (SEQID NO: 2429)
 Pro Gly Thr Cys Xaa' Xaa' Gly Glu Ile Xaa' Cys Ala Tyr Xaa' Ala Ala Cys Thr Gly Cys (SEQID NO: 2430)
 Pro Gly Thr Cys Xaa' Xaa' Gly Glu Ile Xaa' Cys Ala Tyr Ala Xaa' Ala Cys Thr Gly Cys (SEQID NO: 2431)
 Pro Gly Thr Cys Xaa' Xaa' Gly Glu Ile Xaa' Cys Ala Tyr Ala Ala Xaa' Cys Thr Gly Cys (SEQID NO: 2432)
 Pro Gly Thr Cys Xaa' Xaa' Gly Glu Ile Xaa' Cys Ala Tyr Ala Ala Cys Xaa' Thr Gly Cys (SEQID NO: 2433)
 Pro Gly Thr Cys Xaa' Xaa' Gly Glu Ile Xaa' Cys Ala Tyr Ala Ala Cys Thr Xaa' Gly Cys (SEQID NO: 2434)
 Pro Gly Thr Cys Xaa' Xaa' Gly Glu Ile Xaa' Cys Ala Tyr Ala Ala Cys Thr Gly Xaa' Cys (SEQID NO: 2435)
 Pro Gly Thr Cys Xaa' Xaa' Gly Glu Ile Xaa' Cys Ala Tyr Ala Ala Cys Thr Gly Cys Xaa' (SEQID NO: 2436)
 Pro Gly Thr Cys Xaa' Xaa' Gly Glu Ile Cys Xaa' Ala Tyr Ala Ala Cys Thr Gly Cys (SEQID NO: 2437)
 Pro Gly Thr Cys Xaa' Xaa' Gly Glu Ile Cys Xaa' Xaa' Ala Tyr Ala Ala Cys Thr Gly Cys (SEQID NO: 2438)
 Pro Gly Thr Cys Xaa' Xaa' Gly Glu Ile Cys Xaa' Ala Xaa' Tyr Ala Ala Cys Thr Gly Cys (SEQID NO: 2439)
 Pro Gly Thr Cys Xaa' Xaa' Gly Glu Ile Cys Xaa' Ala Tyr Xaa' Ala Ala Cys Thr Gly Cys (SEQID NO: 2440)
 Pro Gly Thr Cys Xaa' Xaa' Gly Glu Ile Cys Xaa' Ala Tyr Ala Xaa' Ala Cys Thr Gly Cys (SEQID NO: 2441)
 Pro Gly Thr Cys Xaa' Xaa' Gly Glu Ile Cys Xaa' Ala Tyr Ala Ala Xaa' Cys Thr Gly Cys (SEQID NO: 2442)
 Pro Gly Thr Cys Xaa' Xaa' Gly Glu Ile Cys Xaa' Ala Tyr Ala Ala Cys Xaa' Thr Gly Cys (SEQID NO: 2443)
 Pro Gly Thr Cys Xaa' Xaa' Gly Glu Ile Cys Xaa' Ala Tyr Ala Ala Cys Thr Xaa' Gly Cys (SEQID NO: 2444)
 Pro Gly Thr Cys Xaa' Xaa' Gly Glu Ile Cys Xaa' Ala Tyr Ala Ala Cys Thr Gly Xaa' Cys (SEQID NO: 2445)
 Pro Gly Thr Cys Xaa' Xaa' Gly Glu Ile Cys Xaa' Ala Tyr Ala Ala Cys Thr Gly Cys Xaa' (SEQID NO: 2446)
 Pro Gly Thr Cys Xaa' Xaa' Gly Glu Ile Cys Ala Xaa' Tyr Ala Ala Cys Thr Gly Cys (SEQID NO: 2447)
 Pro Gly Thr Cys Xaa' Xaa' Gly Glu Ile Cys Ala Xaa' Xaa' Tyr Ala Ala Cys Thr Gly Cys (SEQID NO: 2448)
 Pro Gly Thr Cys Xaa' Xaa' Gly Glu Ile Cys Ala Xaa' Tyr Xaa' Ala Ala Cys Thr Gly Cys (SEQID NO: 2449)
 Pro Gly Thr Cys Xaa' Xaa' Gly Glu Ile Cys Ala Xaa' Tyr Ala Xaa' Ala Cys Thr Gly Cys (SEQID NO: 2450)
 Pro Gly Thr Cys Xaa' Xaa' Gly Glu Ile Cys Ala Xaa' Tyr Ala Ala Xaa' Cys Thr Gly Cys (SEQID NO: 2451)
 Pro Gly Thr Cys Xaa' Xaa' Gly Glu Ile Cys Ala Xaa' Tyr Ala Ala Cys Xaa' Thr Gly Cys (SEQID NO: 2452)

FIG. 2
(sheet 46 of 114)

64/226

Pro Gly Thr Cys Xaa' Xaa' Gly Glu Ile Cys Ala Xaa' Tyr Ala Ala Cys Thr Xaa' Gly Cys (SEQID NO: 2453)
 Pro Gly Thr Cys Xaa' Xaa' Gly Glu Ile Cys Ala Xaa' Tyr Ala Ala Cys Thr Gly Xaa' Cys (SEQID NO: 2454)
 Pro Gly Thr Cys Xaa' Xaa' Gly Glu Ile Cys Ala Xaa' Tyr Ala Ala Cys Thr Gly Cys Xaa' (SEQID NO: 2455)
 Pro Gly Thr Cys Xaa' Xaa' Gly Glu Ile Cys Ala Tyr Xaa' Ala Ala Cys Thr Gly Cys (SEQID NO: 2456)
 Pro Gly Thr Cys Xaa' Xaa' Gly Glu Ile Cys Ala Tyr Xaa' Xaa' Ala Ala Cys Thr Gly Cys (SEQID NO: 2457)
 Pro Gly Thr Cys Xaa' Xaa' Gly Glu Ile Cys Ala Tyr Xaa' Ala Xaa' Ala Cys Thr Gly Cys (SEQID NO: 2458)
 Pro Gly Thr Cys Xaa' Xaa' Gly Glu Ile Cys Ala Tyr Xaa' Ala Ala Xaa' Cys Thr Gly Cys (SEQID NO: 2459)
 Pro Gly Thr Cys Xaa' Xaa' Gly Glu Ile Cys Ala Tyr Xaa' Ala Ala Cys Xaa' Thr Gly Cys (SEQID NO: 2460)
 Pro Gly Thr Cys Xaa' Xaa' Gly Glu Ile Cys Ala Tyr Xaa' Ala Ala Cys Thr Xaa' Gly Cys (SEQID NO: 2461)
 Pro Gly Thr Cys Xaa' Xaa' Gly Glu Ile Cys Ala Tyr Xaa' Ala Ala Cys Thr Gly Xaa' Cys (SEQID NO: 2462)
 Pro Gly Thr Cys Xaa' Xaa' Gly Glu Ile Cys Ala Tyr Xaa' Ala Ala Cys Thr Gly Cys Xaa' (SEQID NO: 2463)
 Pro Gly Thr Cys Xaa' Xaa' Gly Glu Ile Cys Ala Tyr Ala Xaa' Ala Cys Thr Gly Cys (SEQID NO: 2464)
 Pro Gly Thr Cys Xaa' Xaa' Gly Glu Ile Cys Ala Tyr Ala Xaa' Xaa' Ala Cys Thr Gly Cys (SEQID NO: 2465)
 Pro Gly Thr Cys Xaa' Xaa' Gly Glu Ile Cys Ala Tyr Ala Xaa' Ala Xaa' Cys Thr Gly Cys (SEQID NO: 2466)
 Pro Gly Thr Cys Xaa' Xaa' Gly Glu Ile Cys Ala Tyr Ala Xaa' Ala Cys Thr Xaa' Gly Cys (SEQID NO: 2467)
 Pro Gly Thr Cys Xaa' Xaa' Gly Glu Ile Cys Ala Tyr Ala Xaa' Ala Cys Thr Xaa' Gly Cys (SEQID NO: 2468)
 Pro Gly Thr Cys Xaa' Xaa' Gly Glu Ile Cys Ala Tyr Ala Xaa' Ala Cys Thr Gly Xaa' Cys (SEQID NO: 2469)
 Pro Gly Thr Cys Xaa' Xaa' Gly Glu Ile Cys Ala Tyr Ala Ala Xaa' Ala Cys Thr Gly Cys Xaa' (SEQID NO: 2470)
 Pro Gly Thr Cys Xaa' Xaa' Gly Glu Ile Cys Ala Tyr Ala Ala Xaa' Cys Thr Gly Cys (SEQID NO: 2471)
 Pro Gly Thr Cys Xaa' Xaa' Gly Glu Ile Cys Ala Tyr Ala Ala Xaa' Xaa' Cys Thr Gly Cys (SEQID NO: 2472)
 Pro Gly Thr Cys Xaa' Xaa' Gly Glu Ile Cys Ala Tyr Ala Ala Xaa' Cys Xaa' Thr Gly Cys (SEQID NO: 2473)
 Pro Gly Thr Cys Xaa' Xaa' Gly Glu Ile Cys Ala Tyr Ala Ala Xaa' Cys Thr Xaa' Gly Cys (SEQID NO: 2474)
 Pro Gly Thr Cys Xaa' Xaa' Gly Glu Ile Cys Ala Tyr Ala Ala Xaa' Cys Thr Gly Xaa' Cys (SEQID NO: 2475)
 Pro Gly Thr Cys Xaa' Xaa' Gly Glu Ile Cys Ala Tyr Ala Ala Xaa' Cys Thr Gly Cys Xaa' (SEQID NO: 2476)
 Pro Gly Thr Cys Xaa' Xaa' Gly Glu Ile Cys Ala Tyr Ala Ala Cys Xaa' Thr Gly Cys (SEQID NO: 2477)
 Pro Gly Thr Cys Xaa' Xaa' Gly Glu Ile Cys Ala Tyr Ala Ala Cys Xaa' Xaa' Thr Gly Cys (SEQID NO: 2478)
 Pro Gly Thr Cys Xaa' Xaa' Gly Glu Ile Cys Ala Tyr Ala Ala Cys Xaa' Thr Xaa' Gly Cys (SEQID NO: 2479)
 Pro Gly Thr Cys Xaa' Xaa' Gly Glu Ile Cys Ala Tyr Ala Ala Cys Xaa' Thr Gly Xaa' Cys (SEQID NO: 2480)
 Pro Gly Thr Cys Xaa' Xaa' Gly Glu Ile Cys Ala Tyr Ala Ala Cys Xaa' Thr Gly Cys Xaa' (SEQID NO: 2481)
 Pro Gly Thr Cys Xaa' Xaa' Gly Glu Ile Cys Ala Tyr Ala Ala Cys Thr Xaa' Gly Cys (SEQID NO: 2482)
 Pro Gly Thr Cys Xaa' Xaa' Gly Glu Ile Cys Ala Tyr Ala Ala Cys Thr Xaa' Xaa' Gly Cys (SEQID NO: 2483)
 Pro Gly Thr Cys Xaa' Xaa' Gly Glu Ile Cys Ala Tyr Ala Ala Cys Thr Xaa' Gly Xaa' Cys (SEQID NO: 2484)
 Pro Gly Thr Cys Xaa' Xaa' Gly Glu Ile Cys Ala Tyr Ala Ala Cys Thr Xaa' Gly Cys Xaa' (SEQID NO: 2485)
 Pro Gly Thr Cys Xaa' Xaa' Gly Glu Ile Cys Ala Tyr Ala Ala Cys Thr Gly Xaa' Cys (SEQID NO: 2486)

FIG. 1
(sheet 47 of 114)