

CERTIFICATE OF EFS FILING

I hereby certify that this correspondence is being electronically transmitted to the United States Patent and Trademark Office, Commissioner for Patents, via the EFS on the below date:

Date: January 19, 2016 Name: E. Brandon Nykiel Signature: /E. Brandon Nykiel/

BRINKS
GILSON
& LIONE

IN THE UNITED STATES PATENT AND TRADEMARK OFFICE

In re Appln. of: Christopher John Burke
For: REMOTE ENTRY SYSTEM
Attorney Docket No.: 12838/9

UTILITY PATENT APPLICATION TRANSMITTAL

Commissioner for Patents
PO Box 1450
Alexandria, VA 22313-1450

1. TRANSMITTED HEREWITH: New application under 37 CFR §1.53(b), which is a:

- Continuation,
- Divisional, or
- Continuation-in-Part (CIP)

Under 37 CFR §1.53(b) of prior application no. 13/572,166.

Prior application information: Examiner: Rahman, Shawnochoy Art Unit: 2438

- Maintenance of copendency of prior application: A request for extension of time and the appropriate fee have been filed in the pending prior application (or are being filed in the prior application concurrently herewith) to extend the period for response until _____.
- Certified copy of priority document(s) has been filed in prior application no. _____.

For Continuation or Divisional Applications only: The entire disclosure of the prior application, from which an oath or declaration is supplied as indicated below, is considered a part of the disclosure of the accompanying continuation or divisional application and is hereby incorporated by reference.

2. ATTACHMENTS: The following application elements and other papers are attached:

- Application Data Sheet. See 37 CFR § 1.76.
- Title page
- Specification, including claims and Abstract (29 pages)
- Drawings (10 sheet(s))
- Appendices: _____
- Declaration:
 - newly-executed (original or copy)
 - copy from a prior application that was filed on or after September 16, 2012 (37 CFR §1.63(d))
- English Translation Document:
 - is attached or has been filed in prior application no. _____.
- Preliminary Amendment (Note: If a priority application was filed before March 16, 2013, consider whether this Preliminary Amendment should be filed after the application filing. Related application data required under 37 CFR §1.78, if any, appears in the Amendments to the Specification section of the Preliminary Amendment, including incorporations by reference.)
- Petition to Suspend Prosecution for the Time Necessary to File an Amendment (New Application Filed Concurrently).
- Power of Attorney (_____ pages; by inventor by _____).
 - A new power has been executed and is attached.
 - The power appears in the original papers in the prior application.
 - The power doesn't appear in the original papers in the prior application, but was filed on _____.
 - The power of attorney in the prior application is to: Customer No. _____ or to _____ (Reg. No. _____).

BRINKS
GILSON
& LIONE

Page 1 of 2

- Assignment to: Securicom (NSW) Pty. Ltd.:
 - was previously recorded on June 4, 2008 at Reel 021038, Frame 0721.
- Information Disclosure Statement (____ pages) and copies of references cited, if required.
- Nonpublication Request under 35 USC §122(b)(2)(B)(i).
- Other: _____.

3. SMALL/MICRO ENTITY STATUS:

- Applicant is small entity (per 37 CFR §1.27).
- Applicant is micro entity (per 37 CFR §1.27).
- A small/micro entity statement was filed in prior application no. _____ and such status is still proper and desired.
- Small/micro entity status is no longer desired.

4. FEE CALCULATION (AFTER ENTRY OF ANY PRELIMINARY AMENDMENT(S) IN ITEM #2 ABOVE):

| Claims as Filed | Col. 1 | Col. 2 | Fee | | Small Entity Fee | | Micro Entity Fee | |
|---|-----------|-----------|--------------------------------------|-------------------------|--------------------------------------|-------------------------|--------------------------------------|-------------------------|
| | | | Rate | Fee | Rate | Fee | Rate | Fee |
| For | No. Filed | No. Extra | | | | | | |
| Basic Filing Fee | | | +\$280= | \$ | +\$70= | \$70 | +\$70= | \$ |
| Total Claims | 20-20 | 0 | x\$ 80= | \$ | x\$ 40= | \$ | x\$ 20= | \$ |
| Independent Claims | 2-3 | 0 | x\$420= | \$ | x\$210= | \$ | x\$105= | \$ |
| Multiple Dependent Claims Present | | | +\$780= | \$ | +\$390= | \$ | +\$195= | \$ |
| Utility Application Size Fee (see MPEP 607 Filing Fee) | | | No. of pages - 100 = * x\$400= | x .75 = / 50 = \$ | No. of pages - 100 = * x\$200= | x .75 = / 50 = \$ | No. of pages - 100 = * x\$100= | x .75 = / 50 = \$ |
| Search Fee | | | +\$600= | \$ | +\$300= | \$300 | +\$150= | \$ |
| Examination Fee | | | +\$720= | \$ | +\$360= | \$360 | +\$180= | \$ |
| Surcharge: Late Oath/Declaration (37 CFR 1.16(f)) | | | +\$140= | \$ | +\$70= | \$ | +\$35= | \$ |
| *If the difference is less than zero, enter "0" in col.2. | | | Total | \$ | Total | \$730 | Total | \$ |

5. FEE PAYMENT:

- Payment by credit card in the amount of \$_____ (Form PTO-2038 is attached).
WARNING: Information on this form may become public. Credit card information should not be included on this form
- Please charge Deposit Account No. 23-1925 in the amount of \$730.
- The Director is hereby authorized to charge payment of the following fees or credit any overpayment to Deposit Account No. 23-1925.
 - Any additional filing fees required under 37 CFR § 1.16.
 - Any patent application processing fees under 37 CFR §1.17.
- The Director is hereby authorized to charge payment of the following fees during the pendency of this application or credit any overpayment to Deposit Account No. 23-1925.
 - Any filing fees under 37 CFR § 1.16 for presentation of extra claims.
 - Any patent application processing fees under 37 CFR § 1.17.
 - The issue fee set in 37 CFR § 1.18 at or before mailing of the Notice of Allowance, pursuant to 37 CFR § 1.311(b).

6. CORRESPONDENCE ADDRESS: Please recognize the correspondence address for this application as the address associated with the following Customer Number:

Customer No.: 00757 - Brinks Gilson Lione

7. PLEASE DIRECT all telephonic communications to: E. Brandon Nykiel (tel: (312) 321-4200).

Respectfully submitted,

January 19, 2016
Date

/E. Brandon Nykiel/
E. Brandon Nykiel (Reg. No. 62,972)



| | | |
|--|-------------------------|--------------------------------|
| CERTIFICATE OF EFS FILING | | |
| I hereby certify that this correspondence is being electronically transmitted to the United States Patent and Trademark Office, Commissioner for Patents, via the EFS on the below date: | | |
| Date: January 19, 2016 | Name: E. Brandon Nykiel | Signature: /E. Brandon Nykiel/ |



IN THE UNITED STATES PATENT AND TRADEMARK OFFICE

In re Appln. of: Christopher John Burke
 For: REMOTE ENTRY SYSTEM
 Attorney Docket No.: 12838/9

UTILITY PATENT APPLICATION TRANSMITTAL

Commissioner for Patents
 PO Box 1450
 Alexandria, VA 22313-1450

1. TRANSMITTED HEREWITH: New application under 37 CFR §1.53(b), which is a:

- Continuation,
- Divisional, or
- Continuation-in-Part (CIP)

Under 37 CFR §1.53(b) of prior application no. 13/572,166.

Prior application information: Examiner: Rahman, Shawnochoy Art Unit: 2438

- Maintenance of copendency of prior application: A request for extension of time and the appropriate fee have been filed in the pending prior application (or are being filed in the prior application concurrently herewith) to extend the period for response until _____.
- Certified copy of priority document(s) has been filed in prior application no. _____.

For Continuation or Divisional Applications only: The entire disclosure of the prior application, from which an oath or declaration is supplied as indicated below, is considered a part of the disclosure of the accompanying continuation or divisional application and is hereby incorporated by reference.

2. ATTACHMENTS: The following application elements and other papers are attached:

- Application Data Sheet. See 37 CFR § 1.76.
- Title page
- Specification, including claims and Abstract (29 pages)
- Drawings (10 sheet(s))
- Appendices: _____
- Declaration:
 - newly-executed (original or copy)
 - copy from a prior application that was filed on or after September 16, 2012 (37 CFR §1.63(d))
- English Translation Document:
 - is attached or has been filed in prior application no. _____.
- Preliminary Amendment (Note: If a priority application was filed before March 16, 2013, consider whether this Preliminary Amendment should be filed after the application filing. Related application data required under 37 CFR §1.78, if any, appears in the Amendments to the Specification section of the Preliminary Amendment, including incorporations by reference.)
- Petition to Suspend Prosecution for the Time Necessary to File an Amendment (New Application Filed Concurrently).
- Power of Attorney (_____ pages; by inventor by _____).
 - A new power has been executed and is attached.
 - The power appears in the original papers in the prior application.
 - The power doesn't appear in the original papers in the prior application, but was filed on _____.
 - The power of attorney in the prior application is to: Customer No. _____ or to _____ (Reg. No. _____).



- Assignment to: Securicom (NSW) Pty. Ltd.:
 - was previously recorded on June 4, 2008 at Reel 021038, Frame 0721.
- Information Disclosure Statement (____ pages) and copies of references cited, if required.
- Nonpublication Request under 35 USC §122(b)(2)(B)(i).
- Other: _____.

3. SMALL/MICRO ENTITY STATUS:

- Applicant is small entity (per 37 CFR §1.27).
- Applicant is micro entity (per 37 CFR §1.27).
- A small/micro entity statement was filed in prior application no. _____ and such status is still proper and desired.
- Small/micro entity status is no longer desired.

4. FEE CALCULATION (AFTER ENTRY OF ANY PRELIMINARY AMENDMENT(S) IN ITEM #2 ABOVE):

| Claims as Filed | Col. 1 | Col. 2 | Fee | | Small Entity Fee | | Micro Entity Fee | |
|---|-----------|-----------|--------------------------------------|-------------------------|--------------------------------------|-------------------------|--------------------------------------|-------------------------|
| | | | Rate | Fee | Rate | Fee | Rate | Fee |
| For | No. Filed | No. Extra | | | | | | |
| Basic Filing Fee | | | +\$280= | \$ | +\$70= | \$70 | +\$70= | \$ |
| Total Claims | 20-20 | 0 | x\$ 80= | \$ | x\$ 40= | \$ | x\$ 20= | \$ |
| Independent Claims | 2-3 | 0 | x\$420= | \$ | x\$210= | \$ | x\$105= | \$ |
| Multiple Dependent Claims Present | | | +\$780= | \$ | +\$390= | \$ | +\$195= | \$ |
| Utility Application Size Fee (see MPEP 607 Filing Fee) | | | No. of pages - 100 = * x\$400= | x .75 = / 50 = \$ | No. of pages - 100 = * x\$200= | x .75 = / 50 = \$ | No. of pages - 100 = * x\$100= | x .75 = / 50 = \$ |
| Search Fee | | | +\$600= | \$ | +\$300= | \$300 | +\$150= | \$ |
| Examination Fee | | | +\$720= | \$ | +\$360= | \$360 | +\$180= | \$ |
| Surcharge: Late Oath/Declaration (37 CFR 1.16(f)) | | | +\$140= | \$ | +\$70= | \$ | +\$35= | \$ |
| *If the difference is less than zero, enter "0" in col.2. | | | Total | \$ | Total | \$730 | Total | \$ |

5. FEE PAYMENT:

- Payment by credit card in the amount of \$_____ (Form PTO-2038 is attached).
WARNING: Information on this form may become public. Credit card information should not be included on this form
- Please charge Deposit Account No. 23-1925 in the amount of \$730.
- The Director is hereby authorized to charge payment of the following fees or credit any overpayment to Deposit Account No. 23-1925.
 - Any additional filing fees required under 37 CFR § 1.16.
 - Any patent application processing fees under 37 CFR §1.17.
- The Director is hereby authorized to charge payment of the following fees during the pendency of this application or credit any overpayment to Deposit Account No. 23-1925.
 - Any filing fees under 37 CFR § 1.16 for presentation of extra claims.
 - Any patent application processing fees under 37 CFR § 1.17.
 - The issue fee set in 37 CFR § 1.18 at or before mailing of the Notice of Allowance, pursuant to 37 CFR § 1.311(b).

6. CORRESPONDENCE ADDRESS: Please recognize the correspondence address for this application as the address associated with the following Customer Number:

Customer No.: 00757 - Brinks Gilson Lione

7. PLEASE DIRECT all telephonic communications to: E. Brandon Nykiel (tel: (312) 321-4200).

Respectfully submitted,

January 19, 2016
Date

/E. Brandon Nykiel/
E. Brandon Nykiel (Reg. No. 62,972)



Under the Paperwork Reduction Act of 1995, no persons are required to respond to a collection of information unless it contains a valid OMB control number.

| | | | |
|--|---------------------|------------------------|---------|
| Application Data Sheet 37 CFR 1.76 | | Attorney Docket Number | 12838/9 |
| | | Application Number | |
| Title of Invention | REMOTE ENTRY SYSTEM | | |
| <p>The application data sheet is part of the provisional or nonprovisional application for which it is being submitted. The following form contains the bibliographic data arranged in a format specified by the United States Patent and Trademark Office as outlined in 37 CFR 1.76. This document may be completed electronically and submitted to the Office in electronic format using the Electronic Filing System (EFS) or the document may be printed and included in a paper filed application.</p> | | | |

Secrecy Order 37 CFR 5.2:

Portions or all of the application associated with this Application Data Sheet may fall under a Secrecy Order pursuant to 37 CFR 5.2 (Paper filers only. Applications that fall under Secrecy Order may not be filed electronically.)

Inventor Information:

| | | | | |
|--|-------------------|----------------------|-------------|--------|
| Inventor 1 Remove | | | | |
| Legal Name | | | | |
| Prefix | Given Name | Middle Name | Family Name | Suffix |
| | Christopher | John | Burke | |
| Residence Information (Select One) <input type="radio"/> US Residency <input checked="" type="radio"/> Non US Residency <input type="radio"/> Active US Military Service | | | | |
| City | Ramsgate | Country of Residence | AU | |
| Mailing Address of Inventor: | | | | |
| Address 1 | 48 Margate Street | | | |
| Address 2 | | | | |
| City | Ramsgate, NSW | State/Province | | |
| Postal Code | 2217 | Country | AU | |
| All Inventors Must Be Listed - Additional Inventor Information blocks may be generated within this form by selecting the Add button. Add | | | | |

Correspondence Information:

Enter either Customer Number or complete the Correspondence Information section below. For further information see 37 CFR 1.33(a).

An Address is being provided for the correspondence information of this application.

| | |
|-----------------|--|
| Customer Number | 00757 |
| Email Address | officeactions@brinksgilson.com Add Email Remove Email |

Application Information:

| | | | |
|---|---------------------|---|-------------------------------------|
| Title of the Invention | REMOTE ENTRY SYSTEM | | |
| Attorney Docket Number | 12838/9 | Small Entity Status Claimed | <input checked="" type="checkbox"/> |
| Application Type | Nonprovisional | | |
| Subject Matter | Utility | | |
| Total Number of Drawing Sheets (if any) | 10 | Suggested Figure for Publication (if any) | |

Under the Paperwork Reduction Act of 1995, no persons are required to respond to a collection of information unless it contains a valid OMB control number.

| | | | |
|---|---------------------|------------------------|---------|
| Application Data Sheet 37 CFR 1.76 | | Attorney Docket Number | 12838/9 |
| | | Application Number | |
| Title of Invention | REMOTE ENTRY SYSTEM | | |

Filing By Reference:

Only complete this section when filing an application by reference under 35 U.S.C. 111(c) and 37 CFR 1.57(a). Do not complete this section if application papers including a specification and any drawings are being filed. Any domestic benefit or foreign priority information must be provided in the appropriate section(s) below (i.e., "Domestic Benefit/National Stage Information" and "Foreign Priority Information").

For the purposes of a filing date under 37 CFR 1.53(b), the description and any drawings of the present application are replaced by this reference to the previously filed application, subject to conditions and requirements of 37 CFR 1.57(a).

| | | |
|--|--------------------------|--|
| Application number of the previously filed application | Filing date (YYYY-MM-DD) | Intellectual Property Authority or Country |
| | | |

Publication Information:

Request Early Publication (Fee required at time of Request 37 CFR 1.219)

Request Not to Publish. I hereby request that the attached application not be published under 35 U.S.C. 122(b) and certify that the invention disclosed in the attached application **has not and will not be** the subject of an application filed in another country, or under a multilateral international agreement, that requires publication at eighteen months after filing.

Representative Information:

Representative information should be provided for all practitioners having a power of attorney in the application. Providing this information in the Application Data Sheet does not constitute a power of attorney in the application (see 37 CFR 1.32). Either enter Customer Number or complete the Representative Name section below. If both sections are completed the customer number will be used for the Representative Information during processing.

| | | | |
|--------------------|--|--|---|
| Please Select One: | <input checked="" type="radio"/> Customer Number | <input type="radio"/> US Patent Practitioner | <input type="radio"/> Limited Recognition (37 CFR 11.9) |
| Customer Number | 00757 | | |

Domestic Benefit/National Stage Information:

This section allows for the applicant to either claim benefit under 35 U.S.C. 119(e), 120, 121, 365(c), or 386(c) or indicate National Stage entry from a PCT application. Providing benefit claim information in the Application Data Sheet constitutes the specific reference required by 35 U.S.C. 119(e) or 120, and 37 CFR 1.78. When referring to the current application, please leave the "Application Number" field blank.

| | | | |
|--------------------------|-----------------|---------------------------------------|------------------------------------|
| Prior Application Status | Pending | <input type="button" value="Remove"/> | |
| Application Number | Continuity Type | Prior Application Number | Filing or 371(c) Date (YYYY-MM-DD) |
| | Continuation of | 13572166 | 2012-08-10 |

Under the Paperwork Reduction Act of 1995, no persons are required to respond to a collection of information unless it contains a valid OMB control number.

| | | | | | |
|---|------------------------|--------------------------|---------------------------------------|---------------|-------------------------|
| Application Data Sheet 37 CFR 1.76 | | Attorney Docket Number | 12838/9 | | |
| | | Application Number | | | |
| Title of Invention | REMOTE ENTRY SYSTEM | | | | |
| Prior Application Status | Patented | | <input type="button" value="Remove"/> | | |
| Application Number | Continuity Type | Prior Application Number | Filing Date (YYYY-MM-DD) | Patent Number | Issue Date (YYYY-MM-DD) |
| 13572166 | Continuation of | 10568207 | 2008-06-04 | 8266442 | 2012-09-11 |
| Prior Application Status | Expired | | <input type="button" value="Remove"/> | | |
| Application Number | Continuity Type | Prior Application Number | Filing or 371(c) Date (YYYY-MM-DD) | | |
| 10568207 | a 371 of international | PCT/AU2004/001083 | 2004-08-13 | | |
| Additional Domestic Benefit/National Stage Data may be generated within this form by selecting the Add button. | | | | | |

Foreign Priority Information:

This section allows for the applicant to claim priority to a foreign application. Providing this information in the application data sheet constitutes the claim for priority as required by 35 U.S.C. 119(b) and 37 CFR 1.55. When priority is claimed to a foreign application that is eligible for retrieval under the priority document exchange program (PDX) the information will be used by the Office to automatically attempt retrieval pursuant to 37 CFR 1.55(i)(1) and (2). Under the PDX program, applicant bears the ultimate responsibility for ensuring that a copy of the foreign application is received by the Office from the participating foreign intellectual property office, or a certified copy of the foreign priority application is filed, within the time period specified in 37 CFR 1.55(g)(1).

| | | | |
|--------------------|----------------------|--------------------------|---------------------------------------|
| Application Number | Country ⁱ | Filing Date (YYYY-MM-DD) | <input type="button" value="Remove"/> |
| 2003904317 | AU | 2003-08-13 | Access Code (if applicable) |

Additional Foreign Priority Data may be generated within this form by selecting the **Add** button.

Statement under 37 CFR 1.55 or 1.78 for AIA (First Inventor to File) Transition Applications

This application (1) claims priority to or the benefit of an application filed before March 16, 2013 and (2) also contains, or contained at any time, a claim to a claimed invention that has an effective filing date on or after March 16, 2013.

NOTE: By providing this statement under 37 CFR 1.55 or 1.78, this application, with a filing date on or after March 16, 2013, will be examined under the first inventor to file provisions of the AIA.

| | | | |
|---|---------------------|------------------------|---------|
| Application Data Sheet 37 CFR 1.76 | | Attorney Docket Number | 12838/9 |
| | | Application Number | |
| Title of Invention | REMOTE ENTRY SYSTEM | | |

Authorization or Opt-Out of Authorization to Permit Access:

When this Application Data Sheet is properly signed and filed with the application, applicant has provided written authority to permit a participating foreign intellectual property (IP) office access to the instant application-as-filed (see paragraph A in subsection 1 below) and the European Patent Office (EPO) access to any search results from the instant application (see paragraph B in subsection 1 below).

Should applicant choose not to provide an authorization identified in subsection 1 below, applicant **must opt-out** of the authorization by checking the corresponding box A or B or both in subsection 2 below.

NOTE: This section of the Application Data Sheet is **ONLY** reviewed and processed with the **INITIAL** filing of an application. After the initial filing of an application, an Application Data Sheet cannot be used to provide or rescind authorization for access by a foreign IP office(s). Instead, Form PTO/SB/39 or PTO/SB/69 must be used as appropriate.

1. Authorization to Permit Access by a Foreign Intellectual Property Office(s)

A. Priority Document Exchange (PDX) - Unless box A in subsection 2 (opt-out of authorization) is checked, the undersigned hereby **grants the USPTO authority** to provide the European Patent Office (EPO), the Japan Patent Office (JPO), the Korean Intellectual Property Office (KIPO), the State Intellectual Property Office of the People's Republic of China (SIPO), the World Intellectual Property Organization (WIPO), and any other foreign intellectual property office participating with the USPTO in a bilateral or multilateral priority document exchange agreement in which a foreign application claiming priority to the instant patent application is filed, access to: (1) the instant patent application-as-filed and its related bibliographic data, (2) any foreign or domestic application to which priority or benefit is claimed by the instant application and its related bibliographic data, and (3) the date of filing of this Authorization. See 37 CFR 1.14(h)(1).

B. Search Results from U.S. Application to EPO- Unless box B in subsection 2 (opt-out of authorization) is checked, the undersigned hereby **grants the USPTO authority** to provide the EPO access to the bibliographic data and search results from the instant patent application when a European patent application claiming priority to the instant patent application is filed. See 37 CFR 1.14(h)(2).

The applicant is reminded that the EPO's Rule 141(1) EPC (European Patent Convention) requires applicants to submit a copy of search results from the instant application without delay in a European patent application that claims priority to the instant application.

2. Opt-Out of Authorizations to Permit Access by a Foreign Intellectual Property Office(s)

A. Applicant **DOES NOT** authorize the USPTO to permit a participating foreign IP office access to the instant application-as-filed. If this box is checked, the USPTO will not be providing a participating foreign IP office with any documents and information identified in subsection 1A above.

B. Applicant **DOES NOT** authorize the USPTO to transmit to the EPO any search results from the instant patent application. If this box is checked, the USPTO will not be providing the EPO with search results from the instant application.

NOTE: Once the application has published or is otherwise publicly available, the USPTO may provide access to the application in accordance with 37 CFR 1.14.

Under the Paperwork Reduction Act of 1995, no persons are required to respond to a collection of information unless it contains a valid OMB control number.

| | | | |
|---|---------------------|------------------------|---------|
| Application Data Sheet 37 CFR 1.76 | | Attorney Docket Number | 12838/9 |
| | | Application Number | |
| Title of Invention | REMOTE ENTRY SYSTEM | | |

Applicant Information:

Providing assignment information in this section does not substitute for compliance with any requirement of part 3 of Title 37 of CFR to have an assignment recorded by the Office.

Applicant 1

If the applicant is the inventor (or the remaining joint inventor or inventors under 37 CFR 1.45), this section should not be completed. The information to be provided in this section is the name and address of the legal representative who is the applicant under 37 CFR 1.43; or the name and address of the assignee, person to whom the inventor is under an obligation to assign the invention, or person who otherwise shows sufficient proprietary interest in the matter who is the applicant under 37 CFR 1.46. If the applicant is an applicant under 37 CFR 1.46 (assignee, person to whom the inventor is obligated to assign, or person who otherwise shows sufficient proprietary interest) together with one or more joint inventors, then the joint inventor or inventors who are also the applicant should be identified in this section.

Assignee
 Legal Representative under 35 U.S.C. 117
 Joint Inventor

Person to whom the inventor is obligated to assign.
 Person who shows sufficient proprietary interest

If applicant is the legal representative, indicate the authority to file the patent application, the inventor is:

Name of the Deceased or Legally Incapacitated Inventor:

If the Applicant is an Organization check here.

Organization Name:

Mailing Address Information For Applicant:

| | | | |
|---------------|-------------------|----------------|------|
| Address 1 | 48 Margate Street | | |
| Address 2 | | | |
| City | Ramsgate, NSW | State/Province | |
| Country | AU | Postal Code | 2217 |
| Phone Number | | Fax Number | |
| Email Address | | | |

Additional Applicant Data may be generated within this form by selecting the Add button.

Assignee Information including Non-Applicant Assignee Information:

Providing assignment information in this section does not substitute for compliance with any requirement of part 3 of Title 37 of CFR to have an assignment recorded by the Office.

Under the Paperwork Reduction Act of 1995, no persons are required to respond to a collection of information unless it contains a valid OMB control number.

| | | | |
|---|---------------------|------------------------|---------|
| Application Data Sheet 37 CFR 1.76 | | Attorney Docket Number | 12838/9 |
| | | Application Number | |
| Title of Invention | REMOTE ENTRY SYSTEM | | |

| | | | |
|--|---------------------------|----------------|------|
| Assignee 1 | | | |
| Complete this section if assignee information, including non-applicant assignee information, is desired to be included on the patent application publication. An assignee-applicant identified in the "Applicant Information" section will appear on the patent application publication as an applicant. For an assignee-applicant, complete this section only if identification as an assignee is also desired on the patent application publication. | | | |
| If the Assignee or Non-Applicant Assignee is an Organization check here. <input checked="" type="checkbox"/> | | | |
| Organization Name | Securicom (NSW) Pty. Ltd. | | |
| Mailing Address Information For Assignee including Non-Applicant Assignee: | | | |
| Address 1 | 48 Margate Street | | |
| Address 2 | | | |
| City | Ramsgate, NSW | State/Province | |
| Country ⁱ | AU | Postal Code | 2217 |
| Phone Number | | Fax Number | |
| Email Address | | | |
| Additional Assignee or Non-Applicant Assignee Data may be generated within this form by selecting the Add button. | | | |

Signature:

NOTE: This Application Data Sheet must be signed in accordance with 37 CFR 1.33(b). **However, if this Application Data Sheet is submitted with the INITIAL filing of the application and either box A or B is not checked in subsection 2 of the "Authorization or Opt-Out of Authorization to Permit Access" section, then this form must also be signed in accordance with 37 CFR 1.14(c).** This Application Data Sheet **must** be signed by a patent practitioner if one or more of the applicants is a **juristic entity** (e.g., corporation or association). If the applicant is two or more joint inventors, this form must be signed by a patent practitioner, **all** joint inventors who are the applicant, or one or more joint inventor-applicants who have been given power of attorney (e.g., see USPTO Form PTO/AIA/81) on behalf of **all** joint inventor-applicants. See 37 CFR 1.4(d) for the manner of making signatures and certifications.

| | | | | | |
|---|---------------------|-----------|-------------------|---------------------|-------|
| Signature | /E. Brandon Nykiel/ | | Date (YYYY-MM-DD) | 2016-01-19 | |
| First Name | E. Brandon | Last Name | Nykiel | Registration Number | 62972 |
| Additional Signature may be generated within this form by selecting the Add button. | | | | | |

Under the Paperwork Reduction Act of 1995, no persons are required to respond to a collection of information unless it contains a valid OMB control number.

| | | | |
|---|---------------------|------------------------|---------|
| Application Data Sheet 37 CFR 1.76 | | Attorney Docket Number | 12838/9 |
| | | Application Number | |
| Title of Invention | REMOTE ENTRY SYSTEM | | |

This collection of information is required by 37 CFR 1.76. The information is required to obtain or retain a benefit by the public which is to file (and by the USPTO to process) an application. Confidentiality is governed by 35 U.S.C. 122 and 37 CFR 1.14. This collection is estimated to take 23 minutes to complete, including gathering, preparing, and submitting the completed application data sheet form to the USPTO. Time will vary depending upon the individual case. Any comments on the amount of time you require to complete this form and/or suggestions for reducing this burden, should be sent to the Chief Information Officer, U.S. Patent and Trademark Office, U.S. Department of Commerce, P.O. Box 1450, Alexandria, VA 22313-1450. DO NOT SEND FEES OR COMPLETED FORMS TO THIS ADDRESS. **SEND TO: Commissioner for Patents, P.O. Box 1450, Alexandria, VA 22313-1450.**

Remote Entry System

Inventors: **Burke; John Christopher**, (New South Wales, AU)

Description

CROSS-REFERENCE TO RELATED APPLICATIONS

[0001] This application is a continuation patent application of U.S. Non-Provisional Application No. 10/568,207 for REMOTE ENTRY SYSTEM, filed June 04, 2008, the disclosure of which is incorporated by reference in its entirety.

FIELD OF THE INVENTION

[0001] The present invention relates to secure access systems and, in particular, to systems using wireless transmission of security code information.

BACKGROUND

[0002] FIG. 1 shows a prior art arrangement for providing secure access. A user 401 makes a request, as depicted by an arrow 402, directed to a code entry module 403. The module 403 is typically mounted on the external jamb of a secure door. The request 402 is typically a secure code of some type which is compatible with the code entry module 403. Thus, for example, the request 402 can be a sequence of secret numbers directed to a keypad 403. Alternately, the request 402 can be a biometric signal from the user 401 directed to a corresponding biometric sensor 403. One example of a biometric signal is a fingerprint. Other physical attributes that can be used to provide biometric signals include voice, retinal or iris pattern, face pattern, palm configuration and so on.

[0003] The code entry module 403 conveys the request 402 by sending a corresponding

signal, as depicted by an arrow 404, to a controller 405 which is typically situated in a remote or inaccessible place. The controller 405 authenticates the security information provided by the user 401 by interrogating a database 407 as depicted by an arrow 406. If the user 401 is authenticated, and has the appropriate access privileges, then the controller 405 sends an access signal, as depicted by an arrow 408, to a device 409 in order to provide the desired access. The device 409 can, for example, be the locking mechanism of a secure door, or can be an electronic lock on a personal computer (PC) which the user 401 desires to access.

[0004] A proximity card can also be used to emit the request 402, in which case the code entry module 403 has appropriate functionality.

[0005] Although the request 402 can be made secure, either by increasing the number of secret digits or by using a biometric system, the communication infrastructure in FIG. 1 is typically less secure. The infrastructure 400 is generally hardwired, with the code entry module 403 generally being mounted on the outside jamb of a secured door. In such a situation, the signal path 404 can be over a significant distance in order to reach the controller 405. The path 404 represents one weak point in the security system 400, providing an unauthorised person with relatively easy access to the information being transmitted between the code entry module 403 and the controller 405. Such an unauthorised person can, given this physical access, decipher the communicated information between the code entry module 403 and the controller 405. This captured information can be deciphered, replayed in order to gain the access which rightfully belongs to the user 401, or to enable modification for other subversive purposes.

[0006] Current systems as depicted in FIG. 1 utilise a communication protocol called "Wiegand" for communication between the code entry module 403 and the controller 405. The Wiegand protocol is a simple one-way data protocol that can be modified by increasing or decreasing the bit count to ensure uniqueness of the protocol among different security companies. The Wiegand protocol does not secure the information being sent between the code entry module 403 and the controller 405.

[0007] More advanced protocols such as RS 485 have been used in order to overcome the vulnerability of the Wiegand protocol over the long distance route 404. RS 485 is a duplex protocol offering encryption capabilities at both the transmitting and receiving

ends, i.e. the code entry module 403 and the controller 405 respectively in the present case. The length of the path 404 nonetheless provides an attack point for the unauthorised person.

[0008] Due to the cost and complexity of re-wiring buildings and facilities, security companies often make use of existing communication cabling when installing and/or upgraded security systems, thereby maintaining the vulnerability described above.

SUMMARY

[0009] It is an object of the present invention to substantially overcome, or at least ameliorate, one or more disadvantages of existing arrangements.

[0010] According to a first aspect of the present invention, there is provided a system for providing secure access to a controlled item, the system comprising:

[0011] a database of biometric signatures;

[0012] a transmitter subsystem comprising: [0013] a biometric sensor for receiving a biometric signal; [0014] means for matching the biometric signal against members of the database of biometric signatures to thereby output an accessibility attribute; and [0015] means for emitting a secure access signal conveying information dependent upon said accessibility attribute, wherein the secure access signal comprises one of at least a rolling code, an encrypted Bluetooth.TM. protocol, and a WiFi.TM. protocol; and [0016] a receiver sub-system comprising; [0017] means for receiving the transmitted secure access signal; and [0018] means for providing conditional access to the controlled item dependent upon said information.

[0019] According to another aspect of the present invention, there is provided a transmitter sub-system for operating in a system for providing secure access to a controlled item, the system comprising a database of biometric signatures, a receiver sub-system comprising means for receiving a secure access signal transmitted by the transmitter sub-system, and means for providing conditional access to the controlled item dependent upon information conveyed in the secure access signal; wherein the transmitter subsystem comprises: [0020] a biometric sensor for receiving a biometric signal; [0021] means for matching the biometric signal against members of the database of biometric signatures to thereby output an accessibility attribute; and [0022]

means for emitting the secure access signal conveying said information dependent upon said accessibility attribute, wherein the secure access signal comprises one of at least a rolling code, an encrypted Bluetooth.TM. protocol, and a WiFi.TM. protocol.

[0023] According to another aspect of the present invention, there is provided receiver sub-system for operating in a system for providing secure access to a controlled item, the system comprising a database of biometric signatures, a transmitter subsystem comprising a biometric sensor for receiving a biometric signal, means for matching the biometric signal against members of the database of biometric signatures to thereby output an accessibility attribute, and means for emitting a secure access signal conveying information dependent upon said accessibility attribute, wherein the secure access signal comprises one of at least a rolling code, an encrypted Bluetooth.TM. protocol, and a WiFi.TM. protocol; wherein the receiver sub-system comprises; [0024] means for receiving the transmitted secure access signal; and [0025] means for providing conditional access to the controlled item dependent upon said information.

[0026] According to another aspect of the present invention, there is provided a method for providing secure access to a controlled item, the method comprising the steps of:

[0027] receiving a biometric signal;

[0028] matching the biometric signal against members of a database of biometric signatures to thereby output an accessibility attribute;

[0029] emitting a secure access signal conveying information dependent upon said accessibility attribute, wherein the secure access signal comprises one of at least a rolling code, an encrypted Bluetooth.TM. protocol, and a WiFi.TM. protocol; and

[0030] providing conditional access to the controlled item dependent upon said information.

[0031] According to another aspect of the present invention, there is provided a method for populating a database of biometric signatures in a system for providing secure access to a controlled item, the system comprising said database of biometric signatures, a transmitter subsystem comprising a biometric sensor for receiving a biometric signal, and means for emitting a secure access signal, and a receiver sub-system comprising means for receiving the transmitted secure access signal, and means for providing conditional access to the controlled item dependent upon

information in said secure access signal, said method comprising the steps of:

[0032] receiving a series of entries of the biometric signal;

[0033] determining at least one of the number of said entries and a duration of each said entry;

[0034] mapping said series into an instruction; and

[0035] populating the database according to the instruction.

[0036] According to another aspect of the present invention, there is provided a method for transmitting a secure access signal in a system for providing secure access to a controlled item, the system comprising a database of biometric signatures, a receiver sub-system comprising means for receiving the secure access signal transmitted by a transmitter sub-system, and means for providing conditional access to the controlled item dependent upon information conveyed in the secure access signal, said method comprising the steps of: [0037] receiving a biometric sensor by biometric signal; [0038] matching the biometric signal against members of the database of biometric signatures to thereby output an accessibility attribute; and [0039] emitting the secure access signal conveying said information dependent upon said accessibility attribute, wherein the secure access signal comprises one of at least a rolling code, an encrypted Bluetooth.TM. protocol, and a WiFi.TM. protocol.

[0040] According to another aspect of the present invention, there is provided a method for receiving a secure access signal in a system for providing secure access to a controlled item, the system comprising a database of biometric signatures, a transmitter subsystem comprising a biometric sensor for receiving a biometric signal, means for matching the biometric signal against members of the database of biometric signatures to thereby output an accessibility attribute, and means for emitting a secure access signal conveying information dependent upon said accessibility attribute, wherein the secure access signal comprises one of at least a rolling code, an encrypted Bluetooth.TM. protocol, and a WiFi.TM. protocol, said method comprising the steps of:

[0041] receiving the transmitted secure access signal; and [0042] providing conditional access to the controlled item dependent upon said information.

[0043] According to another aspect of the present invention, there is provided a computer program product having a computer readable medium having a computer

program recorded therein for directing a processor to provide secure access to a controlled item, said computer program product comprising:

- [0044] code for receiving a biometric signal;
- [0045] code for matching the biometric signal against members of a database of biometric signatures to thereby output an accessibility attribute;
- [0046] code for emitting a secure access signal conveying information dependent upon said accessibility attribute, wherein the secure access signal comprises one of at least a rolling code, an encrypted Bluetooth.TM. protocol, and a WiFi.TM. protocol; and
- [0047] code for providing conditional access to the controlled item dependent upon said information.

[0048] According to another aspect of the present invention, there is provided a computer program product having a computer readable medium having a computer program recorded therein for directing a processor to populate a database of biometric signatures in a system for providing secure access to a controlled item, said computer program product comprising:

- [0049] code for receiving a series of entries of the biometric signal;
- [0050] code for determining at least one of the number of said entries and a duration of each said entry;
- [0051] code for mapping said series into an instruction; and
- [0052] code for populating the database according to the instruction.

[0053] According to another aspect of the present invention, there is provided a computer program product having a computer readable medium having a computer program recorded therein for directing a processor to transmit a secure access signal in a system for providing secure access to a controlled item, said computer program product comprising:

- [0054] code for receiving a biometric sensor by biometric signal;
- [0055] code for matching the biometric signal against members of the database of biometric signatures to thereby output an accessibility attribute; and
- [0056] code for emitting the secure access signal conveying said information dependent upon said accessibility attribute, wherein the secure access signal comprises one of at least a rolling code, an encrypted Bluetooth.TM. protocol, and a WiFi.TM. protocol.

[0057] According to another aspect of the present invention, there is provided a computer program product having a computer readable medium having a computer program recorded therein for directing a processor to receive a secure access signal in a system for providing secure access to a controlled item, said computer program product comprising:

[0058] code for receiving the transmitted secure access signal; and

[0059] code for providing conditional access to the controlled item dependent upon said information.

[0060] According to another aspect of the present invention, there is provided a system for providing secure access, the system comprising:

[0061] a biometric sensor for authenticating the identity of a user;

[0062] a transmitter for transmitting information using a secure wireless signal dependent upon a request from the user and the authentication of the user identity; and

[0063] a control panel for receiving the information and for providing the secure access requested.

[0064] Other aspects of the invention are also disclosed.

BRIEF DESCRIPTION OF THE DRAWINGS

[0065] Some aspects of the prior art and one or more embodiments of the present invention are described with reference to the drawings, in which:

[0066] FIG. 1 shows a prior art arrangement for providing secure access;

[0067] FIG. 2 is a functional block diagram of an arrangement for providing secure access according to the present disclosure;

[0068] FIG. 3 shows an example of a method of operation of the remote control module of FIG. 2;

[0069] FIG. 4 shows an example of a method of operation of the (fixed) control device of FIG. 2;

[0070] FIG. 5 shows incorporation of a protocol converter into the arrangement of FIG. 2; and

[0071] FIG. 6 shows another example of how the remote access system operates;

[0072] FIG. 7 shows an access process relating to the example of FIG. 6;

[0073] FIG. 8 shows one enrolment process relating to the example of FIG. 6;
[0074] FIG. 9 shows another enrolment process relating to the example of FIG. 6; and
[0075] FIG. 10 is a schematic block diagram of the system in FIG. 2.

DETAILED DESCRIPTION INCLUDING BEST MODE

[0076] It is to be noted that the discussions contained in the "Background" section relating to prior art arrangements relate to discussions of documents or devices which form public knowledge through their respective publication and/or use. Such should not be interpreted as a representation by the present inventor(s) or patent applicant that such documents or devices in any way form part of the common general knowledge in the art.

[0077] Where reference is made in any one or more of the accompanying drawings to steps and/or features, which have the same reference numerals, those steps and/or features have for the purposes of this description the same function(s) or operation(s), unless the contrary intention appears.

[0078] FIG. 2 is a functional block diagram of an arrangement for providing secure access according to the present disclosure. A user 101 makes a request, as depicted by an arrow 102, to a code entry module 103. The code entry module 103 includes a biometric sensor 121 and the request 102 takes a form which corresponds to the nature of the sensor 121 in the module 103. Thus, for example, if the biometric sensor 121 in the code entry module 103 is a fingerprint sensor, then the request 102 typically takes the form of a thumb press on a sensor panel (not shown) on the code entry module 103.

[0079] The code entry module 103 interrogates, as depicted by an arrow 104, a user identity database 105. Thus for example if the request 102 is the thumb press on the biometric sensor panel 121 then the user database 105 contains biometric signatures for authorised users against which the request 102 can be authenticated. If the identity of the user 101 is authenticated successfully, then the code entry module 103 sends a signal 106 to a controller/transmitter 107. The controller/transmitter 107 checks, as depicted by an arrow 112, the current rolling code in a database 113. The controller 107 then updates the code and sends the updated code, this being referred to as an access signal, as depicted by an arrow 108 to a controller 109. The rolling code protocol offers

non-replay encrypted communication.

[0080] The controller 109 tests the rolling code received in the access signal 108 against the most recent rolling code which has been stored in a database 115, this testing being depicted by an arrow 114. If the incoming rolling code forming the access signal 108 is found to be legitimate, then the controller 109 sends a command, as depicted by an arrow 110, to a controlled item 111. The controlled item 111 can be a door locking mechanism on a secure door, or an electronic key circuit in a personal computer (PC) that is to be accessed by the user 101. It is noted that the controller 109 contains a receiver 118 that receives the transmitted access signal 108 and converts it into a form that is provided, as depicted by an arrow 120, into a form that the controller 109 can use.

[0081] The code entry module 103 also incorporates at least one mechanism for providing feedback to the user 101. This mechanism can, for example, take the form of one or more Light Emitting Diodes (LEDs) 122 which can provide visual feedback, depicted by an arrow 123 to the user 101. Alternately or in addition the mechanism can take the form of an audio signal provided by an audio transducer 124 providing audio feedback 125.

[0082] The arrangement in FIG. 2 has been described for the case in which the secure code in the access signal 108 used between the sub-systems 116 and 117 is based upon the rolling code. It is noted that this is merely one arrangement, and other secure codes can equally be used. Thus, for example, either of the Bluetooth.TM. protocol, or the Wi Fi.TM. protocols can be used.

[0083] Rolling codes provide a substantially non-replayable non-repeatable and encrypted radio frequency data communications scheme for secure messaging. These codes use inherently secure protocols and serial number ciphering techniques which in the present disclosure hide the clear text values required for authentication between the key fob (transmitter) sub-system 116 and the receiver/controller 118/109.

[0084] Rolling codes use a different code variant each time the transmission of the access signal 108 occurs. This is achieved by encrypting the data from the controller 107 with a mathematical algorithm, and ensuring that successive transmissions of the access signal 108 are modified using a code and/or a look-up table known to both the

transmitter sub-system 116 and the receiver sub-system 117. Using this approach successive transmissions are modified, resulting in a non-repeatable data transfer, even if the information from the controller 107 remains the same. The modification of the code in the access signal 108 for each transmission significantly reduces the likelihood that an intruder can access the information replay the information to thereby gain entry at some later time.

[0085] The sub-system in FIG. 2 falling to the left hand side, as depicted by an arrow 116, of a dashed line 119 can be implemented in a number of different forms. The sub-system 116 can for example be incorporated into a remote fob (which is a small portable device carried by the user 101), or alternately can be mounted in a protected enclosure on the outside jamb of a secured door. The sub-system 116 communicates with the sub-system 117 on the right hand side of the dashed line 119 via the wireless communication channel used by the access signal 108. The sub-system 117 is typically located in an inaccessible area such as a hidden roof space or alternately in a suitable protected area such as an armoured cupboard. The location of the sub-system 117 must of course be consistent with reliable reception of the wireless access signal 108.

[0086] Although typically the communication channel uses a wireless transmission medium, there are instances where the channel used by the access signal 108 can use a wired medium. This is particularly the case when the transmitter sub-system 116 is mounted in an enclosure on the door jamb rather than in a portable key fob.

[0087] The biometric signature database 105 is shown in FIG. 2 to be part of the transmitter sub-system 116. However, in an alternate arrangement, the biometric signature database 105 can be located in the receiver sub-system 117, in which case the communication 104 between the code entry module 103 and the signature database 105 can also be performed over a secure wireless communication channel such as the one used by the access signal 108. In the event that the secure access system is being applied to providing secure access to a PC, then the secured PC can store the biometric signature of the authorised user in internal memory, and the PC can be integrated into the receiver sub-system 117 of FIG. 1.

[0088] In the event that the sub-system 116 is implemented as a remote fob, the combination of the biometric verification and the strongly encrypted wireless

communication provides a particularly significant advantage over current systems. The remote key fob arrangement allows easy installation, since the wired communication path 404 (see FIG. 1) is avoided. Other existing wiring elements of the present systems 400 can be used where appropriate. When the sub-system 116 is implemented as a remote fob, the fob incorporates the biometric (eg fingerprint) authentication arrangement, in which case only one biometric signature is stored in the fob. This arrangement reduces the requirements on the central database 115. Once the key fob authenticates the user through biometric signature (eg fingerprint) verification, the rolling code in the access signal 108 is transmitted to the controller 109 for authorisation of the user for that location at that time.

[0089] In addition to authenticating the user 101 the biometric sensor 121 in the code entry module 103 in conjunction with the controller 107 can also check other access privileges of the user 101. These access privileges can be contained in the database 105 which can be located either locally in the remote key fob, or in the receiver sub-system 117 as previously described. In one example, Tom Smith can firstly be authenticated as Tom Smith using the thumb press by Tom on the biometric sensor panel (not shown). After Tom's personal biometric identity is authenticated, the transmitter sub-system 116 can check if Tom Smith is in fact allowed to use the particular door secured by the device 111 on weekends. Thus the security screening offered by the described arrangement can range from simple authentication of the user's identity, to more comprehensive access privilege screening.

[0090] The incorporation of the biometric sensor 121 into the code entry module 103 in the form of a remote key fob also means that if the user 101 loses the remote key fob, the user need not be concerned that someone else can use it. Since the finder of the lost key fob will not be able to have his or her biometric signal authenticated by the biometric sensor 121 in the code entry module 103, the lost key fob is useless to anyone apart from the rightful user 101.

[0091] The transmitter sub-system 116 is preferably fabricated in the form of a single integrated circuit (IC) to reduce the possibility of an authorised person bypassing the biometric sensor 121 in the code entry module 103 and directly forcing the controller 107 to emit the rolling code access signal 108.

[0092] FIG. 3 shows the method of operation of the remote control module (i.e. the sub-system 116) of FIG. 2. The method 200 commences with a testing step 201 in which the biometric sensor 121 in the code entry module 103 checks whether a biometric signal 102 is being received. If this is not the case, then the method 200 is directed in accordance with an NO arrow back to the step 201 in a loop. If, on the other hand, the biometric signal 102 has been received, then the method 200 is directed in accordance with a YES arrow to a step 202. The step 202 compares the received biometric signal 102 with information in the biometric signature database 105 in order to ensure that the biometric signal received 102 is that of the rightful user 101 of the sub-system 116.

[0093] A subsequent testing step 203 checks whether the comparison in the step 202 yields the desired authentication. If the biometric signature matching is authenticated, then the process 200 is directed in accordance with a YES arrow to a step 204. The authentication of the biometric signature matching produces an accessibility attribute for the biometric signal 102 in question. The accessibility attribute establishes whether and under which conditions access to the controlled item 111 should be granted to a user. Thus, for example, the accessibility attribute may comprise one or more of an access attribute (granting unconditional access), a duress attribute (granting access but with activation of an alert tone to advise authorities of the duress situation), an alert attribute (sounding a chime indicating that an unauthorised, but not necessarily hostile, person is seeking access, and a telemetry attribute, which represents a communication channel for communicating state information for the transmitter sub-system to the receiver sub-system such as a "low battery" condition. The step 204 enables the user 101 to select a control option by providing one or more additional signals (not shown) to the controller 107. Thus for example the control option could enable the user 101 to access one of a number of secure doors after his or her identity has been authenticated in the step 203. In the subsequent step 205 the controller 107 sends the appropriate access signal 108 to the controller 109. The process 200 is then directed in accordance with an arrow 206 back to the step 201.

[0094] Thus for example the sub-system 116 can be provided with a single biometric sensor 121 in the code entry module 103 which enables the user 101 to select one of four door entry control signals by means of separate buttons on the controller 107 (not

shown). This would enable the user 101, after authentication by the biometric sensor 121 in the code entry module 103 and the controller 107 to obtain access to any one of the aforementioned for secure doors.

[0095] Returning to the testing step 203, if the signature comparison indicates that the biometric signal 102 is not authentic, and has thus not been received from the proper user, then the process 200 is directed in accordance with a NO arrow back to the step 201. In an alternate arrangement, the NO arrow from the step 203 could lead to a disabling step which would disable further operation of the sub-system 116, either immediately upon receipt of the incorrect biometric signal 102, or after a number of attempts to provide the correct biometric signal 102.

[0096] FIG. 4 shows the method of operation of the control sub-system 117 of FIG. 2. The method 300 commences with a testing step 301 which continuously checks whether the access signal 108 has been received from 107. The step 301 is performed by the controller 109. As long as the access signal 108 is not received the process 300 is directed in accordance with a NO arrow in a looping manner back to the step 301. When the access signal 108 is received, the process 300 is directed from the step 301 by means of a YES arrow to a step 302. In the step 302, the controller 109 compares the rolling code received by means of the access signal 108 with a reference code in the database 115. A subsequent testing step 303 is performed by the controller 109. In the step 303 if the code received on the access signal 108 is successfully matched against the reference code in the database 115 then the process 300 is directed in accordance with a YES arrow to a step 304.

[0097] In the step 304 the controller 109 sends the control signal 110 to the controlled item 111 (for example opening the secured door). The process 300 is then directed from the step 304 as depicted by an arrow 305 back to the step 301. Returning to the testing step 303 if the code received on the access signal 108 is not successfully matched against the reference code in the database 115 by the controller 109 then the process 300 is directed from the step 303 in accordance with a NO arrow back to the step 301.

[0098] As was described in regard to FIG. 3, in an alternate arrangement, the process 300 could be directed, if the code match is negative, from the step 303 to a disabling step which would disable the sub-system 117 if the incorrect code were received once

or a number of times.

[0099] FIG. 5 shows incorporation of a protocol converter into the arrangement of FIG. 2. In the arrangement of FIG. 2 the receiver 118 in the controller 109 is able to directly receive and process the rolling code in the access signal 108 in a manner as to provide, as depicted by the arrow 120, the necessary information to the controller 109. FIG. 5 shows how an existing controller depicted by a reference numeral 109' that uses Wiegand input signalling can be used in the disclosed arrangement when alarm systems are upgraded. FIG. 5 shows how the incoming access signal 108 is received by a receiver 118' as is the case in FIG. 2. In FIG. 5 however the receiver 118' provides, as depicted by an arrow 503, the received rolling code from the access signal 108 to a rolling code/Wiegand protocol converter 501. The converter 501 converts, as depicted by an arrow 504, the incoming rolling code 503 to a form that can be used by the controller 109' that is designed to handle Wiegand protocol incoming signals. Therefore, the converted incoming signal 504 is in the Wiegand format.

[0100] The converter 501 uses a microprocessor-based arrangement running software code to process the incoming rolling code information 503 and decode this information 503 to clear text form. The converter 501 converts this clear text to a Wiegand variable bit-length data stream. In FIG. 2, the receiver 118 performs the conversion of the incoming rolling code access signal 108 to clear text which enables the controller 109 to identify the serial number of the originating key fob sub-system 116 to enable the access rights of the user to be verified.

[0101] Further to the Wiegand conversion arrangement, the protocol converter 501 approach can be adapted to convert between the incoming rolling code 503 (or any other appropriate secure code) to any other convenient protocol used by the controller 169'.

[0102] The advantage of the rolling code/Wiegand converter 501 is that security system upgrades can be made without replacing Wiegand compatible controller 109'. Accordingly, existing systems as are described in FIG. 1 can be upgraded by replacing the code entry module 403 and the transmission path 404, leaving the other components of the system 400 (i.e., the controller 405, the code database 407, and the controlled item 409, together with existing wiring 408 and 406), largely intact. Minor

modifications might however be necessary. When upgrading systems in this manner, the sub-system 116 can either be used in a remote fob configuration, or can be placed in a secure housing on an external door jamb.

[0103] From a practical perspective, incorporating the protocol converter 501 into an existing controller 109' would require direct wiring of the converter 501 into the housing of the secure controller 109'.

[0104] FIG. 6 shows another process 700 of operation of the remote access system. The process 700 commences with a step 701 that determines if a biometric signal has been received by the biometric sensor 121 in the code entry module in FIG. 2. If not, then the process 700 follows a NO arrow back to the step 701. If however a biometric signal has been received, then the process 700 follows a YES arrow to a step 702 that determines if the user ID database 105 in FIG. 2 is empty. This would be the case, for example, if the code entry module is new and has never been used, or if the user 101 has erased all the information in the database 105.

[0105] If the database 105 is empty, then the process 700 is directed by an arrow 703 to 706 in FIG. 8 which depicts a process 800 dealing with the enrolment or the administration function for loading relevant signatures into the database 105. If on the other hand the database 105 is not empty, then the process 700 is directed to a step 704 that determines if the biometric signal that has been received is an administrator's biometric signal.

[0106] The disclosed remote entry system can accommodate at least three classes of user, namely administrators, (ordinary) users, and duress users. The administrators have the ability to amend data stored, for example, in the database 105, while the ordinary users do not have this capability. The first user of the code entry module 103, whether this is the user who purchases the module, or the user who programs the module 103 after all data has been erased from the database 105, is automatically categorised as an administrator. This first administrator can direct the system 100 to either accept further administrators, or alternately to only accept further ordinary users.

[0107] Although the present description refers to "Users", in fact it is "fingers" which are the operative entities in system operation when the biometric sensor 121 (see FIG. 2) is a fingerprint sensor. In this event, a single user can enrol two or more of his or her own

fingers as separate administrators or (ordinary) users of the system, by storing corresponding fingerprints for corresponding fingers in the database 105 via the enrolment process 800 (see FIG. 8).

[0108] Some class overlap is possible. Thus a stored signature can belong to an administrator in the duress class.

[0109] The first administrator can provide control information to the code entry module by providing a succession of finger presses to the biometric sensor 121, providing that these successive presses are of the appropriate duration, the appropriate quantity, and are input within a predetermined time. In one arrangement, the control information is encoded by either or both (a) the number of finger presses and (b) the relative duration of the finger presses. If the successive finger presses are provided within this predetermined time, then the controller 107 accepts the presses as potential control information and checks the input information against a stored set of legal control signals.

[0110] One example of a legal control signal can be expressed as follows:

[0111] "Enrol an ordinary user"->dit, dit, dit, dah

where "dit" is a finger press of one second's duration (provided by the user 101 in response to the feedback provided by the Amber LED as described below), and "dah" is a finger press of two second's duration.

[0112] In the event that a legitimate sequence of finger presses are not delivered within the predetermined time, then the presses are considered not to be control information and merely to be presses intended to provide access to the controlled item 111. Legitimate control sequences are defined in Read Only Memory (ROM) in the controller 107.

[0113] The code entry module 103 has feedback signalling mechanisms 122, implemented for example by a number of LEDs, and 124, implemented by an audio transducer. The LEDs 122 and the audio transducer 124 are used by the controller to signal the state of the code entry module 103 to the user 101, and to direct the administration process. Thus, in one example, three LEDs, being Red, Amber and Green are provided.

[0114] When the Amber LED is flashing, it means "Press the sensor". When the Amber

LED is steady ON, it means "Maintain finger pressure". When the Amber LED is OFF, it means "Remove finger pressure". When the system enters the enrolment state (depicted by the process 800 in FIG. 8), then the audio transducer 124 emits the "begin enrolment" signal (dit dit dit dit) and the Red LED flashes. Enrolment of a normal user (according to the step 807 in FIG. 8) is signalled by the OK audio signal (dit dit) and a single blink of the Green LED.

[0115] Returning to the step 704, if the step determines that the biometric signal received is an administrator's signal, then the process 700 is directed by a YES arrow to 706 in FIG. 8 as depicted by the arrow 703. If on the other hand, the step 704 indicates that the received biometric signal does not belong to an administrator then the process 700 is directed by a NO arrow to 707 in FIG. 7.

[0116] FIG. 7 shows the access process 600 by which a biometric signal 102 (see FIG. 2) is processed in order to provide access to the controlled item 111, or to take other action. Entering the process at 707 from FIG. 6, the process 600 proceeds to a step 602 that compares the received biometric signature to signatures stored in the database 105. A following step 603 determines if the received signal falls into the "duress" category. Signatures in this category indicate that the user 101 is in a coercive situation where, for example, an armed criminal is forcing the user 101 to access the secure facility (such as a bank door). If the step 603 determines that the signature is in the duress class, then a following step 604 prepares a "duress" bit for incorporation into the code access signal 108. The aforementioned duress bit is an access attribute of the biometric signal 102. Thereafter the process 600 proceeds to a step 605.

[0117] Modules used in the code entry module for producing the rolling code enable a number of user defined bits to be inserted into the access signal 108, and these bits can be used to effect desired control functions in the receiver sub-system 117. The disclosed system 100 utilises four such user bits, namely (a) to indicate that the user belongs to the duress category, (b) to indicate a "battery low" condition, or other desired system state or "telemetry" variable, for the code entry module 103, (c) to indicate that the biometric signal represents a legitimate user in which case the secure access to the controlled item 111 is to be granted, or (d) to indicate that the biometric signal is unknown, in which case the controller 109 in the receiver sub-system 117 sounds an

alert tone using a bell (not shown) or the like.

[0118] Returning to FIG. 7, if the step 603 determines that the biometric signal is not in the duress class, then the process 600 proceeds according to a NO arrow to the step 605. The step 605 determines if the code entry module 103 has a low battery condition, in which event the process 600 proceeds according to a YES arrow to a step 606 that prepares a telemetry bit for insertion into the access signal 108. The aforementioned telemetry bit is an access attribute of the biometric signal 102. Thereafter, the process proceeds to a step 607.

[0119] If the step 605 determines that telemetry signalling is not required, then the process 600 proceeds according to a NO arrow to the step 607. The step 607 checks the biometric signal against the signatures in the database 105. If the received biometric signal matches a legitimate signature in the database 105, then the process is directed to a step 608 that prepares an "access" bit for insertion into the access signal 108. This access bit directs the controller 109 in the receiver sub-system 117 to provide access to the controlled item 111. The aforementioned access bit is an access attribute of the biometric signal 102. The process 600 then proceeds to a step 610.

[0120] If the step 607 determines that the biometric input signal does not match any legitimate signatures in the database 105, then the process 600 proceeds according to a NO arrow to a step 609 that prepares an "alert" bit for insertion into the access signal 108. The aforementioned alert bit is an access attribute of the biometric signal 102. This alert bit directs the controller 109 (a) not to provide access to the controlled item 111, and (b) to provide an alert tone, like ringing a chime or a bell (not shown), to alert personnel in the vicinity of the receiver sub-system 117 that an unauthorised user is attempting to gain access to the controlled item 111. The alert bit can also cause a camera mounted near the controlled item 111 to photograph the unauthorised user for later identification of that person. The camera can be activated if the person attempting to gain access is unauthorised, and also if the person attempting to gain access is authorised but uses a duress signature.

[0121] An optional additional step (not shown) can prepare an identification field for insertion into the access signal 108. This sends, to the receiver sub-system 117, ID information that the receiver sub-system can use to construct an audit trail listing which

users, having signatures in the database 105, have been provided with access to the controlled item 111.

[0122] The process 600 is then directed to the step 610 which inserts the various user defined bits into the access signal 108 and sends the signal 108 to the receiver sub-system 117. Thereafter, the process 600 is directed by an arrow 611 to 705 in FIG. 6.

[0123] FIG. 8 shows a process 800 for implementing various enrolment procedures. The process 800 commences at 706 from FIG. 6 after which a step 801 determines if the biometric signal is a first administrator's input (which is the case if the database 105 is empty). If this is the case, then the process 800 is directed to a step 802 that stores the administrator's signature in the database 105. From a terminology perspective, this first administrator, or rather the first administrator's first finger (in the event that the biometric sensor 121 in FIG. 2 is a fingerprint sensor), is referred to as the "superfinger". Further administrator's fingers are referred to as admin-fingers, and ordinary users fingers are referred to merely as "fingers". The reason that someone would enrol more than one of their own fingers into the system is to ensure that even in the event that one of their enrolled fingers is injured, the person can still operate the system using another enrolled finger.

[0124] It is noted that the step 802, as well as the steps 805, 807 and 809 involve sequences of finger presses on the biometric sensor 121 in conjunction with feedback signals from the LEDs 122 and/or the audio speaker 124. The process 800 then proceeds to a step 810 that determines if further enrolment procedures are required. If this is the case, then the process 800 proceeds by a YES arrow back to the step 801. If no further enrolment procedures are required, then the process 800 proceeds by a NO arrow to 705 in FIG. 6.

[0125] Returning to the step 801, if the biometric signal is not a first administrator's signal, then the process 800 proceeds by a NO arrow to a step 803. The step 803 determines if a further administrator signature is to be stored. It is noted that all signatures stored in the database are tagged as belonging to one or more of the classes of administrator, ordinary user, and duress users. If a further administrator signature is to be stored, then the process 800 proceeds by a YES arrow to the step 802 that stores the biometric signal as a further administrator's signature.

[0126] If a further administrator's signature is not required, then the process 800 proceeds according to a NO arrow to a step 804 that determines if a duress signature is to be stored. If this is the case then the process 800 follows a YES arrow to a step 805 that stores a duress signature. The process 800 then proceeds to the step 810. If however the step 804 determines that a duress signature is not required, then the process 800 proceeds by a NO arrow to s step 806.

[0127] The step 806 determines if a further simple signature (i.e. belonging to an ordinary user) is to be stored. If a further simple signature is to be stored, then the process 800 proceeds by a YES arrow to the step 807 that stores the biometric signal as a further ordinary signature.

[0128] If a further simple signature is not required, then the process 800 proceeds according to a NO arrow to a step 808 that determines if any or all signatures are to be erased from the database 105. If this is the case then the process 800 follows a YES arrow to a step 809 that erases the desired signatures. The process 800 then proceeds to the step 810. If however the step 804 determines that no signatures are to be erased, then the process 800 proceeds by a NO arrow to the step 810.

[0129] FIG. 9 shows another enrolment process relating to the example of FIG. 6. The process 900 commences at 706 from FIG. 6 after which a step 901 determines if the received biometric signal comes from the first administrator. If this is the case, then the process 900 proceeds according to a YES arrow to a step 902. The step 902 emits an "Enrolment" tone and flashes the green LED once only. Thereafter, a step 905 reads the incoming biometric signal which is provided by the user as directed by the Amber LED. When the Amber LED flashes continuously, this directs the user to "Apply Finger". When the Amber LED is in a steady illuminated state, this directs the user to "Maintain Finger Pressure". Finally, when the amber LED is off, this directs the user to "Remove Finger".

[0130] Returning to the step 901, if the incoming biometric signal does not belong to the first administrator, then the process 900 proceeds according to a NO arrow to a step 903. The step 903 emits an "Enrolment" tone, and flashes the Red LED in an on-going fashion. Thereafter, the process 900 proceeds according to an arrow 904 to the step 905.

[0131] Following the step 905, a step 906 determines whether the incoming biometric signal is legible. If this is not the case, then the process 900 proceeds according to a NO arrow to a step 907. The step 907 emits a "Rejection" tone, after which the process 900 is directed, according to an arrow 908 to 705 in FIG. 6. Returning to the step 906, if the incoming biometric signal is legible, then the process 900 follows a YES arrow to a step 909. The step 909 determines whether the finger press exceeds a predetermined time. If this is not the case, then the process 900 follows a NO arrow to a step 910 which stores the biometric signal, which in the present case is a fingerprint signature. Thereafter the process 900 follows an arrow 911 to 705 in FIG. 6.

[0132] Returning to the step 909 if the finger press does exceed the predetermined period, then the process follows a YES arrow to a step 912. The step 912 erases relevant signatures depending upon the attributes of the incoming biometric signal. Thus, for example, if the incoming biometric signal belongs to an ordinary user, then the ordinary user's signature in the database 105 is erased by the step 912. If, on the other hand, the incoming biometric signal belongs to the first administrator, then all the signatures in the database 105 are erased. Administrators who are not the first administrator can be granted either the same powers as the first administrator in regard to erasure of signatures, or can be granted the same powers as ordinary user in this respect.

[0133] Once the step 912 has completed erasure of the relevant signatures, then the process 900 follows an arrow 913 to 705 in FIG. 6.

[0134] FIG. 10 is a schematic block diagram of the system in FIG. 2. The disclosed secure access methods are preferably practiced using a computer system arrangement 100', such as that shown in FIG. 10 wherein the processes of FIGS. 3-4, and 6-9 may be implemented as software, such as application program modules executing within the computer system 100'. In particular, the method steps for providing secure access are effected by instructions in the software that are carried out under direction of the respective processor modules 107 and 109 in the transmitter and receiver sub-systems 116 and 117. The instructions may be formed as one or more code modules, each for performing one or more particular tasks. The software may also be divided into two separate parts, in which a first part performs the provision of secure access methods

and a second part manages a user interface between the first part and the user. The software may be stored in a computer readable medium, including the storage devices described below, for example. The software is loaded into the transmitter and receiver sub-systems 116 and 117 from the computer readable medium, and then executed under direction of the respective processor modules 107 and 109. A computer readable medium having such software or computer program recorded on it is a computer program product. The use of the computer program product in the computer preferably effects an advantageous apparatus for provision of secure access.

[0135] The following description is directed primarily to the transmitter sub-system 116, however the description applies in general to the operation of the receiver sub-system 117. The computer system 100' is formed, having regard to the transmitter sub-system 116, by the controller module 107, input devices such as the bio sensor 121, output devices including the LED display 122 and the audio device 124. A communication interface/transceiver 1008 is used by the controller module 107 for communicating to and from a communications network 1020. Although FIG. 2 shows the transmitter sub-system 116 communicating with the receiver sub-system 117 using a direct wireless link for the access signal 108, this link used by the access signal 108 can be effected over the network 1020 forming a tandem link comprising 108-1020-108'. The aforementioned communications capability can be used to effect communications between the transmitter sub-system 116 and the receiver sub-system 117 either directly or via the Internet, and other network systems, such as a Local Area Network (LAN) or a Wide Area Network (WAN).

[0136] The controller module 107 typically includes at least one processor unit 1005, and a memory unit 1006, for example formed from semiconductor random access memory (RAM) and read only memory (ROM). The controller module 107 also includes an number of input/output (I/O) interfaces including an audio-video interface 1007 that couples to the LED display 122 and audio speaker 124, an I/O interface 1013 for the bio-sensor 121, and the interface 1008 for communications. The components 1007, 1008, 1005, 1013 and 1006 the controller module 107 typically communicate via an interconnected bus 1004 and in a manner which results in a conventional mode of operation of the controller 107 known to those in the relevant art.

[0137] Typically, the application program modules for the transmitter sub-system 116 are resident in the memory 1006 iROM, and are read and controlled in their execution by the processor 1005. Intermediate storage of the program and any data fetched from the bio sensor 121 and the network 1020 may be accomplished using the RAM in the semiconductor memory 1006. In some instances, the application program modules may be supplied to the user encoded into the ROM in the memory 1006. Still further, the software modules can also be loaded into the transmitter sub-system 116 from other computer readable media, say over the network 1020. The term "computer readable medium" as used herein refers to any storage or transmission medium that participates in providing instructions and/or data to the transmitter sub-system 116 for execution and/or processing. Examples of storage media include floppy disks, magnetic tape, CD-ROM, a hard disk drive, a ROM or integrated circuit, a magneto-optical disk, or a computer readable card such as a PCMCIA card and the like, whether or not such devices are internal or external of the transmitter sub-system 116. Examples of transmission media include radio or infra-red transmission channels as well as a network connection to another computer or networked device, and the Internet or Intranets including e-mail transmissions and information recorded on Websites and the like.

INDUSTRIAL APPLICABILITY

[0138] It is apparent from the above that the arrangements described are applicable to the security industry.

[0139] The foregoing describes only some embodiments of the present invention, and modifications and/or changes can be made thereto without departing from the scope and spirit of the invention, the embodiments being illustrative and not restrictive.

[0140] The system 100 can also be used to provide authorised access to lighting systems, building control devices, exterior or remote devices such as air compressors and so on. The concept of "secure access" is thus extendible beyond mere access to restricted physical areas.

Claims

Claims

1. A system for providing secure access to a controlled item, the system comprising:
 - a database of biometric signatures;
 - a transmitter subsystem comprising:
 - a biometric sensor for receiving a biometric signal;
 - means for enrolling relevant signatures into the database using the biometric sensor; wherein the means for enrolling relevant signatures into the database of biometric signatures comprises:
 - means for receiving a series of entries of the biometric signal, said series being characterised according to at least one of the number of said entries and a duration of each said entry;
 - means for mapping said series into an instruction; and
 - means for enrolling relevant signatures into the database according to the instruction;
 - means for matching the biometric signal against members of the database of biometric signatures to thereby output an accessibility attribute if the matching is authenticated; and
 - means for emitting a secure access signal conveying information dependent upon said accessibility attribute; said system further comprising:
 - a receiver sub-system comprising:
 - means for receiving the transmitted secure access signal; and
 - means for providing conditional access to the controlled item dependent upon said information.

2. A system according to claim 1, wherein the biometric sensor and the transmitter are located in a remote portable key fob.
3. A system according to claim 1 further comprising:
 - means for providing a signal for directing input of the series of entries of the biometric signal;
 - means for incorporating into the secure access signal an identification field identifying the biometric signal if the signal matches a member of the database; and
 - means for constructing an audit trail of biometric signals provided to the biometric sensor for the purpose of accessing the controlled item.
4. A system according to claim 3, wherein the database of biometric signatures comprises signatures in at least one of a system administrator class, a system user class, and a duress class.
5. A system according to claim 4, wherein the accessibility attribute comprises:
 - an access attribute if the biometric signal matches a member of the database of biometric signatures;
 - a duress attribute if the biometric signal matches a member of the database of biometric signatures and said member belongs to the duress class; and
 - an alert attribute if the biometric signal does not match a member of the database of biometric signatures.
6. A system according to claim 5, wherein the controlled item is one of:
 - a locking mechanism of a door; and
 - an electronic lock on a Personal Computer (PC).
7. A system according to claim 5, wherein the database of biometric signatures is located in at least one of the transmitter sub-system and the receiver sub-system.

8. A system according to claim 5, wherein said conditional access comprises one of:
- provision of access to the controlled item if the accessibility attribute comprises an access attribute;
 - provision of access to the controlled item and sounding of an alert if the accessibility attribute comprises a duress attribute; and
 - denial of access to the controlled item and sounding of an alert if the accessibility attribute comprises an alert attribute.
9. A system according to claim 1, further comprising a control panel for receiving the information and for providing the secure access requested.
10. A system according to claim 9 wherein the control panel includes a converter for receiving the secure wireless signal and for outputting the information.
11. A system according to claim 9, wherein the biometric sensor authenticates the identity of the user by comparing a biometric input from the user with a biometric signature for the user in the biometric database.
12. A system according to claim 9, wherein the secure wireless signal comprises an RF carrier and a rolling code.
13. A system according to claim 10, wherein the secure wireless signal comprises an RF carrier and a rolling code, and the converter converts the rolling code to the Wiegand protocol.
14. A transmitter sub-system for operating in a system for providing secure access to a controlled item, the system comprising:
- a database of biometric signatures;
 - a receiver sub-system comprising means for receiving a secure access signal transmitted by the transmitter sub-system, and means for providing conditional access

to the controlled item dependent upon information conveyed in the secure access signal; wherein the transmitter subsystem comprises:

- a biometric sensor for receiving a biometric signal;
- means for enrolling relevant signatures into the database using the biometric sensor; wherein the means for enrolling relevant signatures into the database of biometric signatures comprises:
 - means for receiving a series of entries of the biometric signal, said series being characterised according to at least one of the number of said entries and a duration of each said entry;
 - means for mapping said series into an instruction; and
 - means for enrolling relevant signatures into the database according to the instruction;
- means for matching the biometric signal against members of the database of biometric signatures to thereby output an accessibility attribute if the matching is authenticated; and
- means for emitting the secure access signal conveying said information dependent upon said accessibility attribute.

15. A transmitter sub-system according to claim 14, wherein the biometric sensor and the transmitter are located in a remote portable key fob.

16. A transmitter sub-system according to claim 14 further comprising:

- means for providing a signal for directing input of the series of entries of the biometric signal; and
- means for incorporating into the secure access signal an identification field identifying the biometric signal if the signal matches a member of the database, said identification field for use in constructing an audit trail of biometric signals provided to the biometric sensor for the purpose of accessing the controlled item.

17. A transmitter sub-system according to claim 16, wherein the database of biometric signatures comprises signatures in at least one of a system administrator class, a system user class, and a duress class.

18. A transmitter sub-system according to claim 17, wherein the accessibility attribute comprises:

an access attribute if the biometric signal matches a member of the database of biometric signatures;

a duress attribute if the biometric signal matches a member of the database of biometric signatures and said member belongs to the duress class; and

an alert attribute if the biometric signal does not match a member of the database of biometric signatures.

19. A transmitter sub-system according to claim 18, wherein the database of biometric signatures comprises signatures in at least one of a system administrator class and a system user class.

20. A transmitter sub-system according to claim 18, wherein the database of biometric signatures is located in at least one of the transmitter sub-system and the receiver sub-system.

Abstract

A system is disclosed for providing secure access to a controlled item, the system comprising a database of biometric signatures, a transmitter subsystem comprising a biometric sensor for receiving a biometric signal, means for matching the biometric signal against members of the database of biometric signatures to thereby output an accessibility attribute, and means for emitting a secure access signal conveying information dependent upon said accessibility attribute, wherein the secure access signal comprises one of at least a rolling code, an encrypted Bluetooth.TM. protocol, and a WiFi.TM. protocol, and a receiver sub-system comprising means for receiving the transmitted secure access signal and means for providing conditional access to the controlled item dependent upon said information.

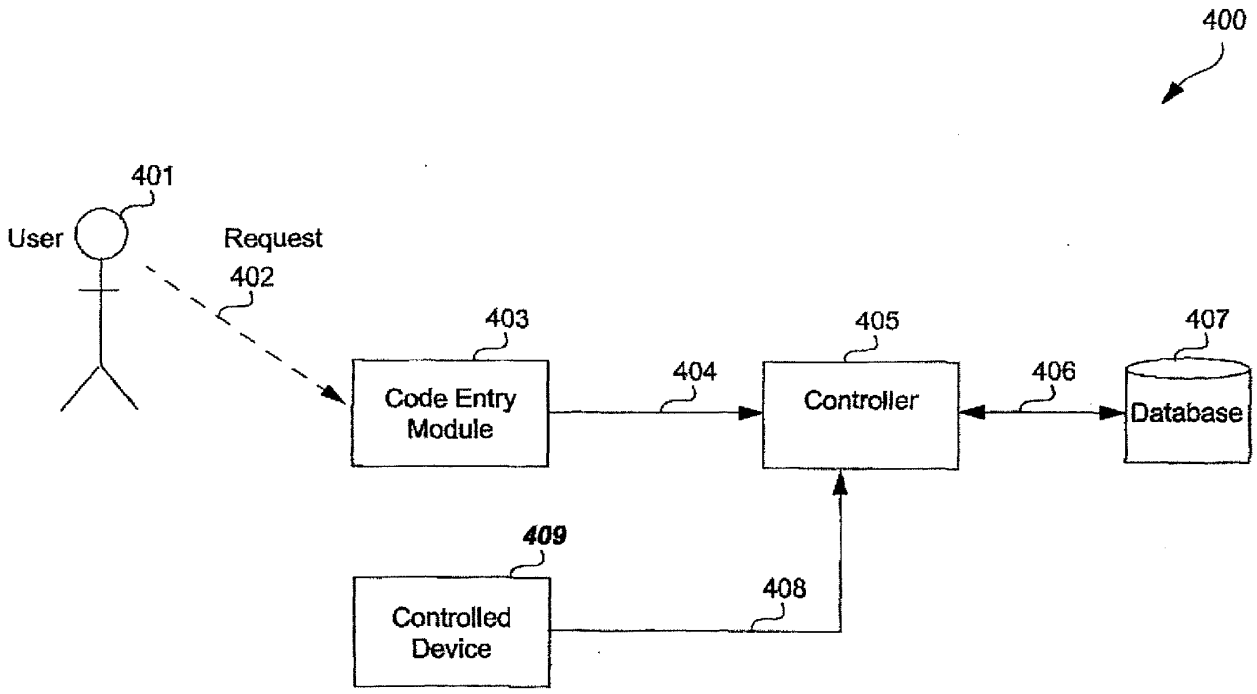


Fig. 1
(prior art)

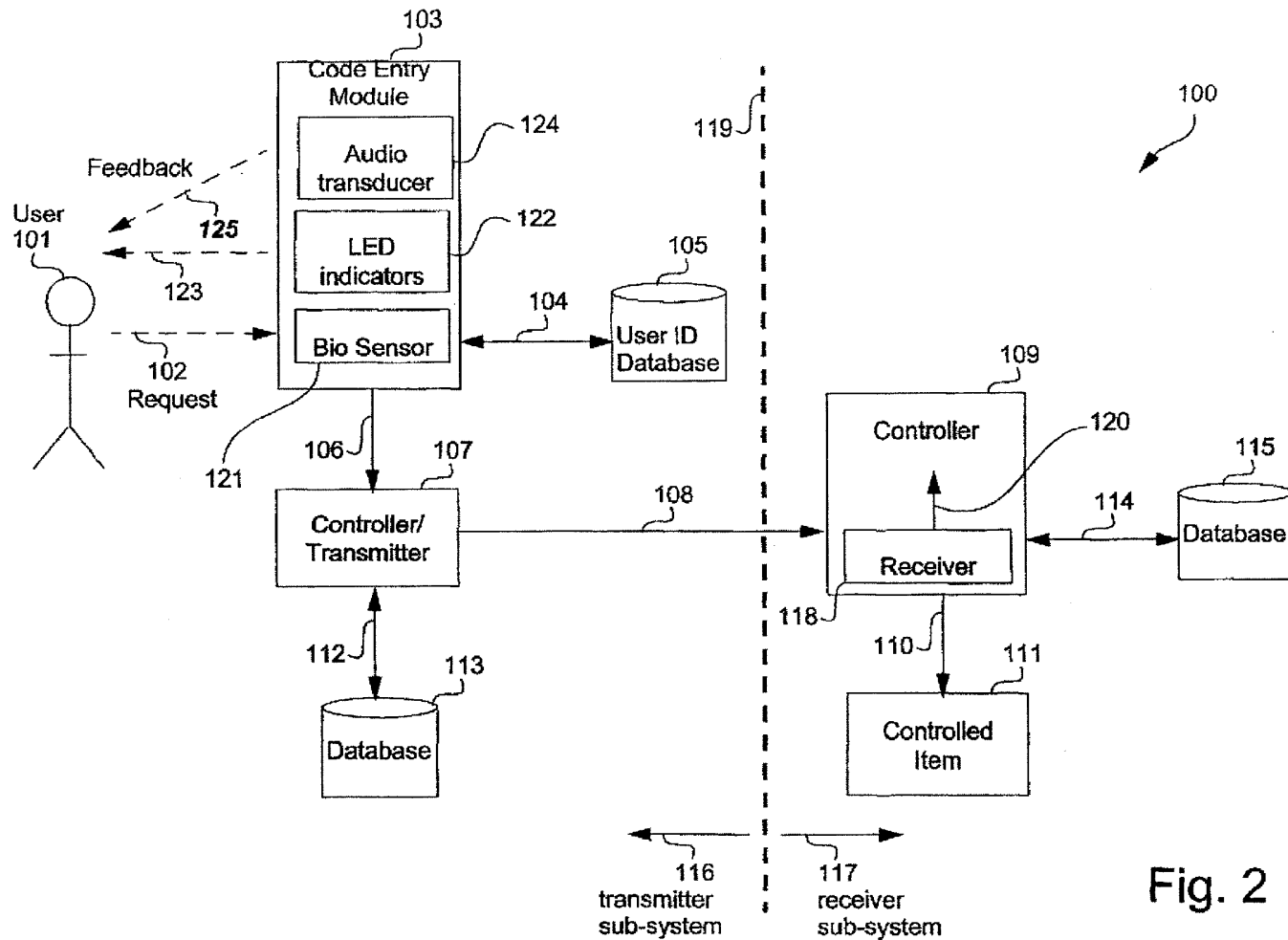


Fig. 2

2/10

Title: REMOTE ENTRY SYSTEM
 Inventor: Christopher John Burke
 Attorney Docket No.: 12838-9

3/10

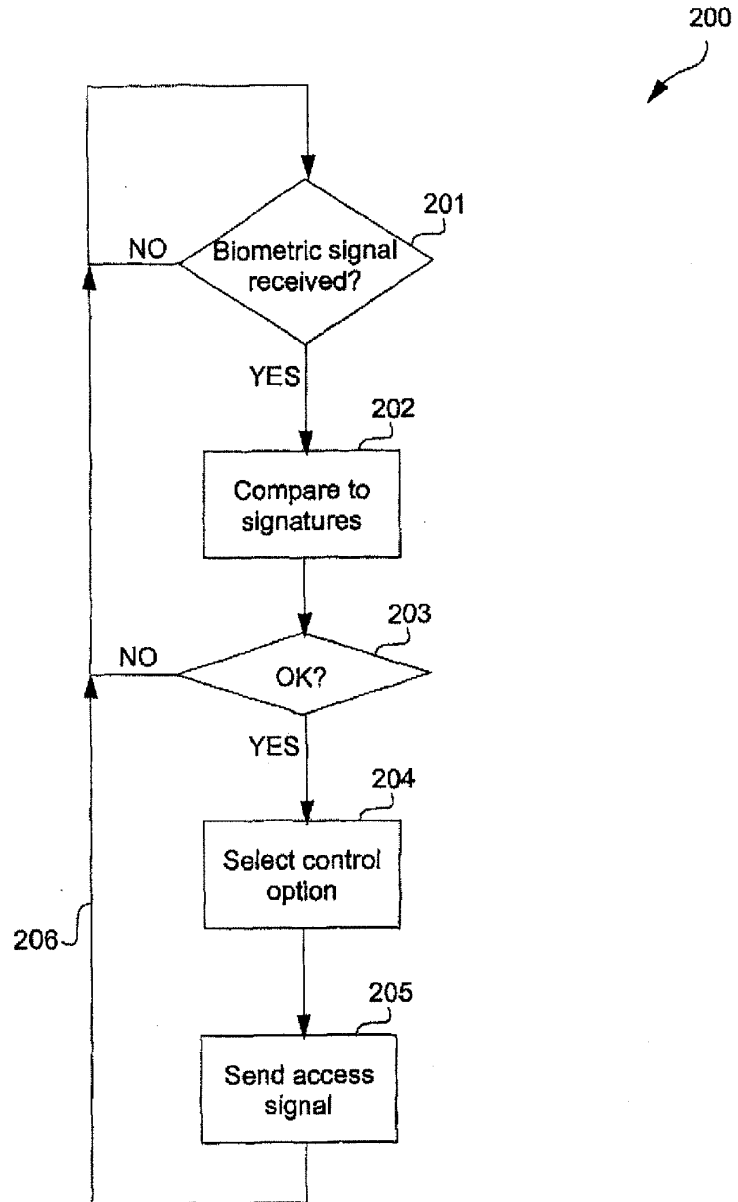


Fig. 3

300

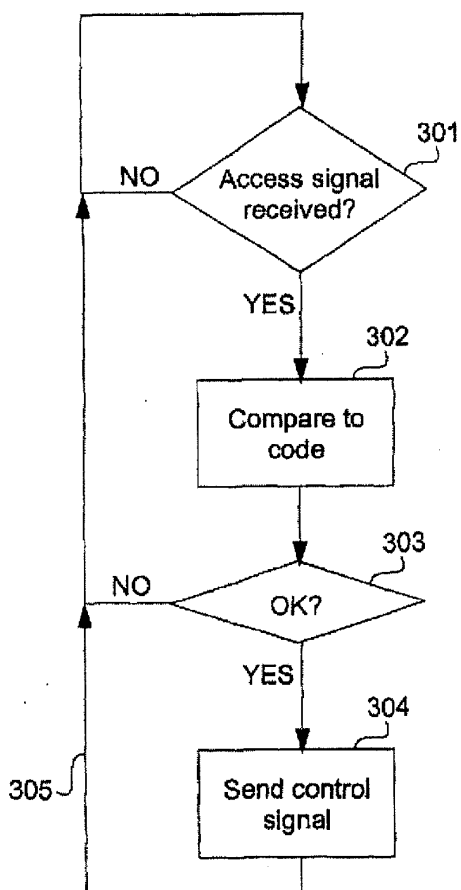


Fig. 4

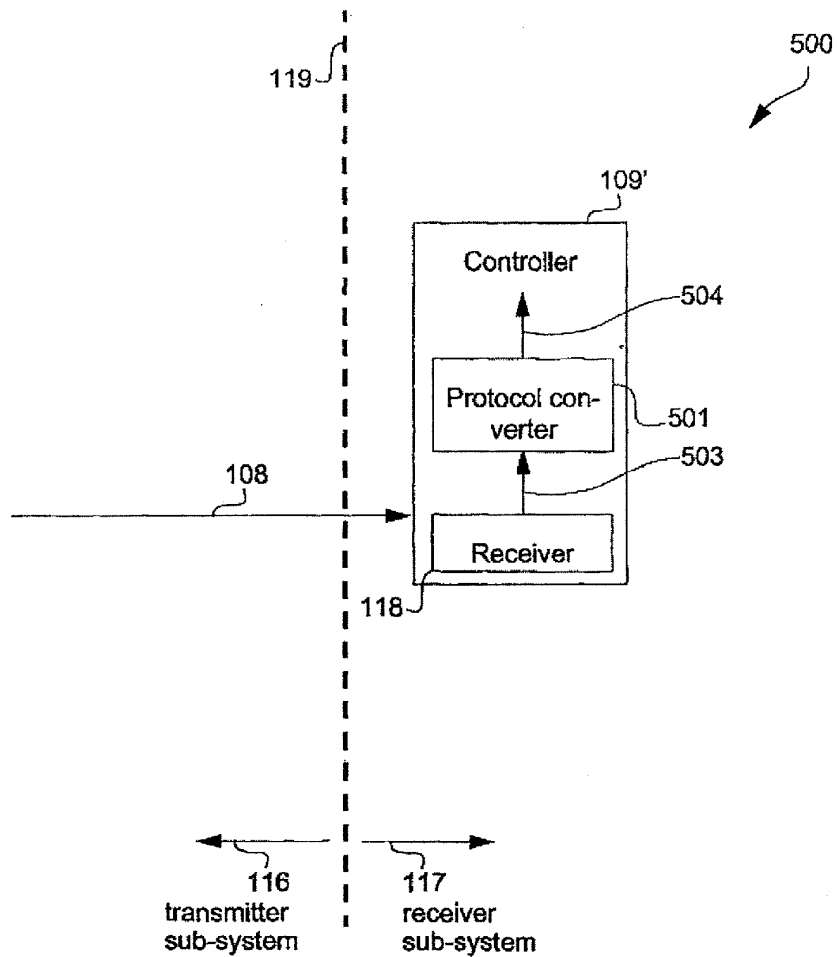


Fig. 5

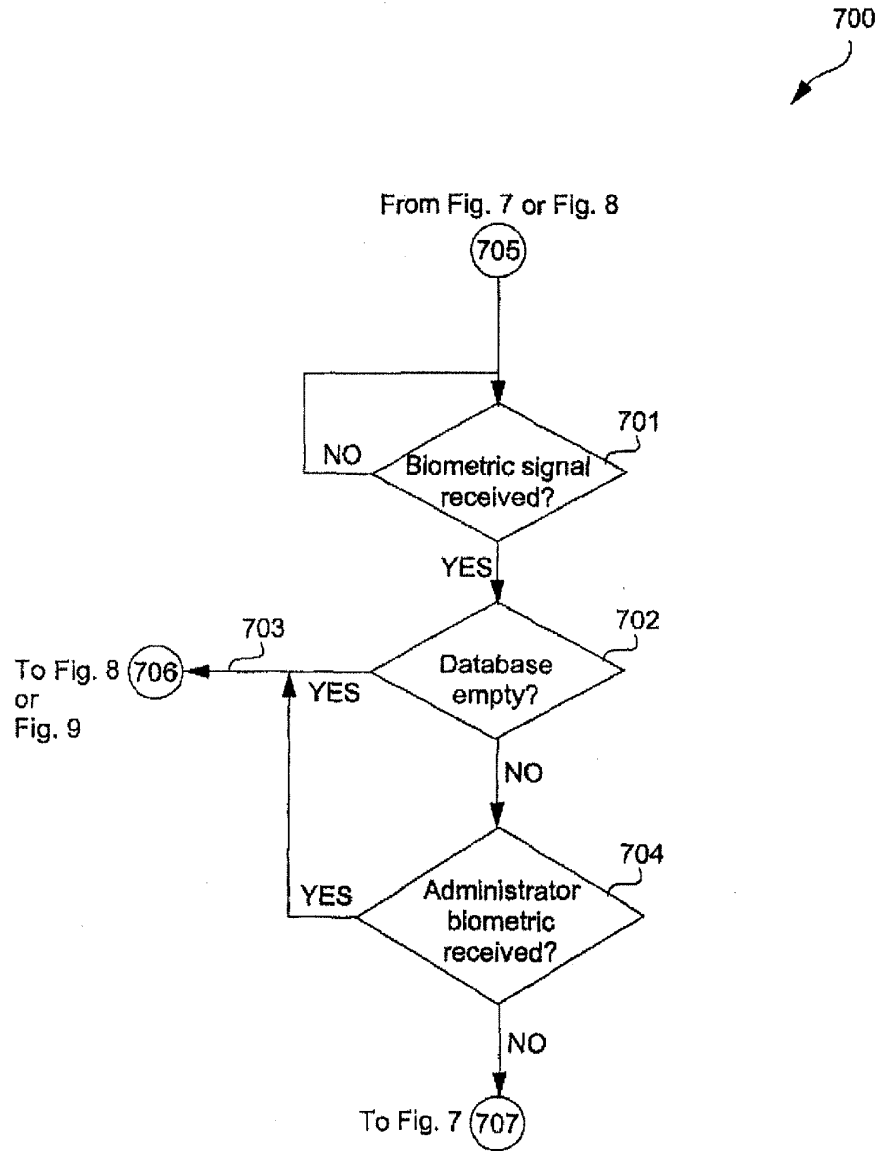


Fig. 6

7/10

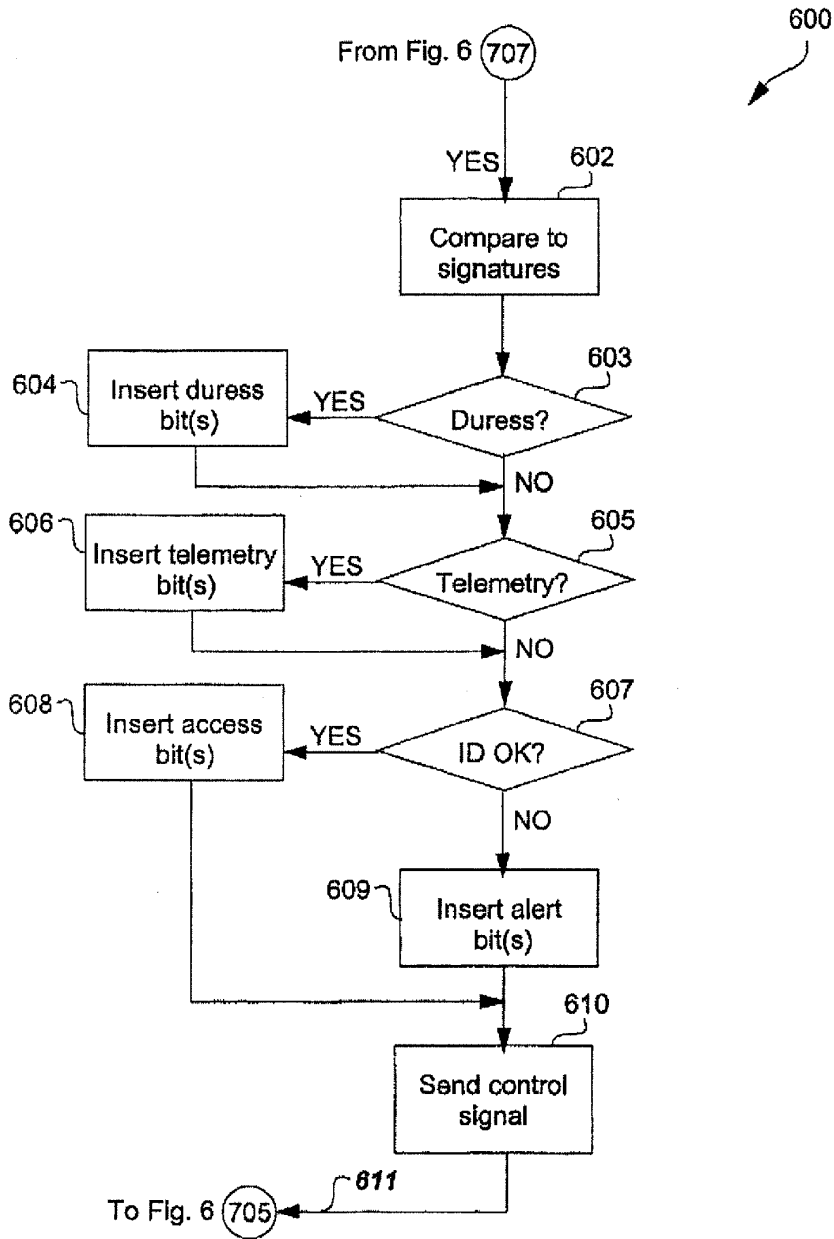


Fig. 7

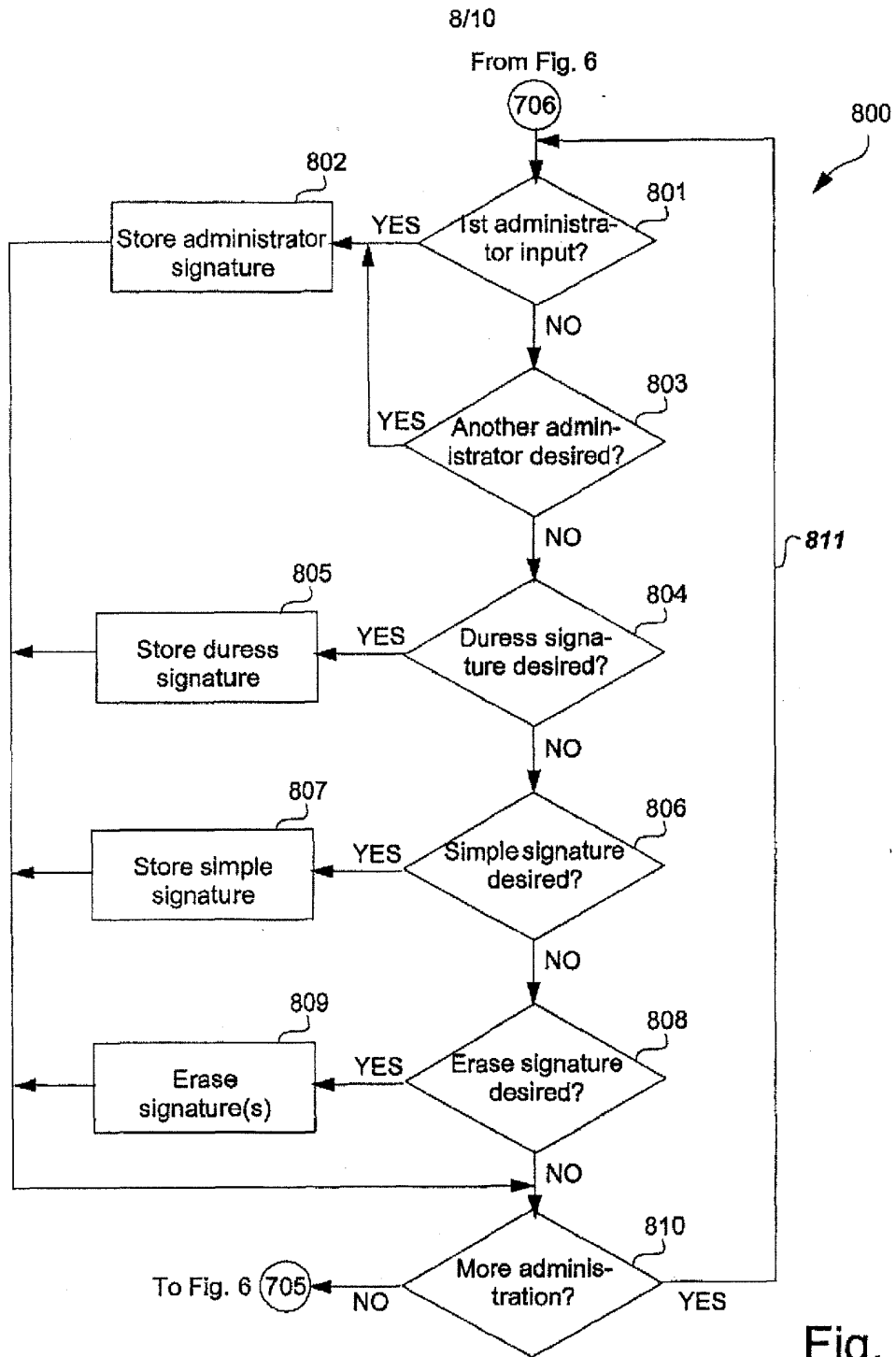


Fig. 8

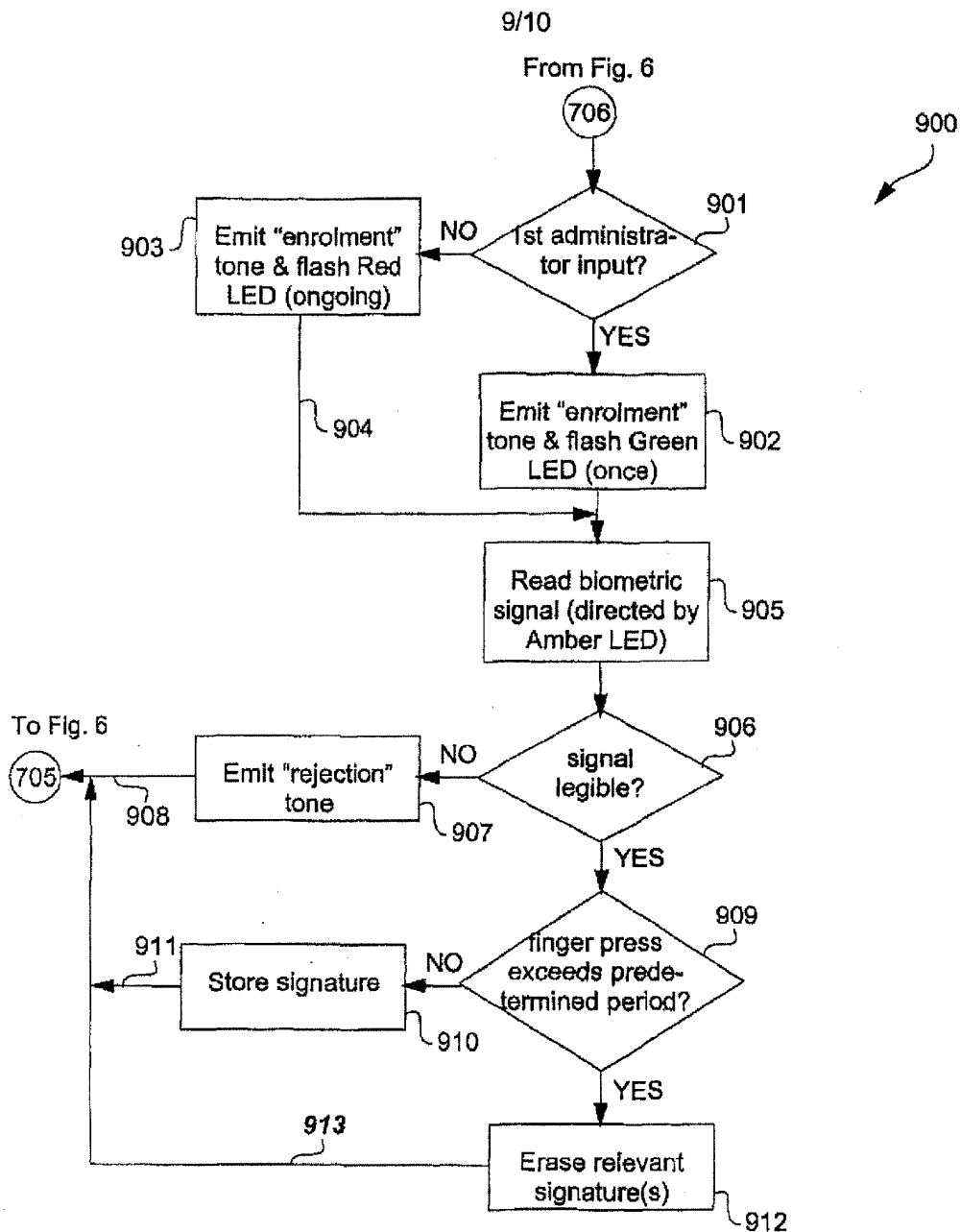


Fig. 9

10/10

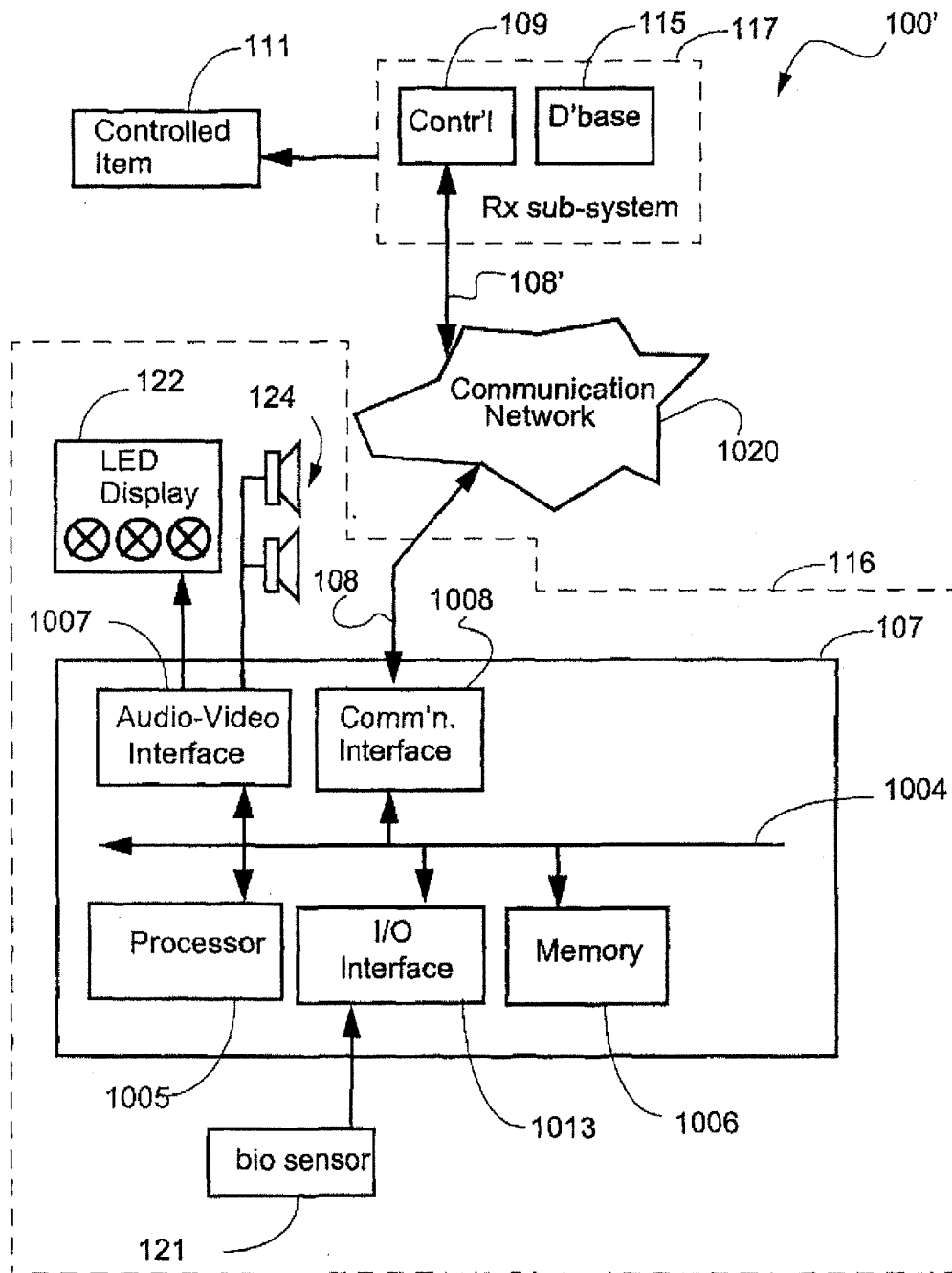


Fig. 10

| Electronic Patent Application Fee Transmittal | | | | |
|--|----------|-------------------------------------|--------|----------------------|
| Application Number: | | | | |
| Filing Date: | | | | |
| Title of Invention: | | REMOTE ENTRY SYSTEM | | |
| First Named Inventor/Applicant Name: | | Christopher John Burke | | |
| Filer: | | E. Brandon Nykiel/Patricia Chiovari | | |
| Attorney Docket Number: | | 12838/9 | | |
| Filed as Small Entity | | | | |
| Filing Fees for Utility under 35 USC 111(a) | | | | |
| Description | Fee Code | Quantity | Amount | Sub-Total in USD(\$) |
| Basic Filing: | | | | |
| Utility filing Fee (Electronic filing) | 4011 | 1 | 70 | 70 |
| Utility Search Fee | 2111 | 1 | 300 | 300 |
| Utility Examination Fee | 2311 | 1 | 360 | 360 |
| Pages: | | | | |
| Claims: | | | | |
| Miscellaneous-Filing: | | | | |
| Petition: | | | | |
| Patent-Appeals-and-Interference: | | | | |

| Description | Fee Code | Quantity | Amount | Sub-Total in USD(\$) |
|--|----------|----------|--------|----------------------|
| Post-Allowance-and-Post-Issuance: | | | | |
| Extension-of-Time: | | | | |
| Miscellaneous: | | | | |
| Total in USD (\$) | | | | 730 |

| Electronic Acknowledgement Receipt | |
|---|---------------------------------|
| EFS ID: | 24661758 |
| Application Number: | 15000818 |
| International Application Number: | |
| Confirmation Number: | 3841 |
| Title of Invention: | REMOTE ENTRY SYSTEM |
| First Named Inventor/Applicant Name: | Christopher John Burke |
| Customer Number: | 757 |
| Filer: | E. Brandon Nykiel/Laura Austing |
| Filer Authorized By: | E. Brandon Nykiel |
| Attorney Docket Number: | 12838/9 |
| Receipt Date: | 19-JAN-2016 |
| Filing Date: | |
| Time Stamp: | 17:18:27 |
| Application Type: | Utility under 35 USC 111(a) |

Payment information:

| | |
|--|-----------------|
| Submitted with Payment | yes |
| Payment Type | Deposit Account |
| Payment was successfully received in RAM | \$730 |
| RAM confirmation Number | 4704 |
| Deposit Account | 231925 |
| Authorized User | NYKIEL, BRANDON |

The Director of the USPTO is hereby authorized to charge indicated fees and credit any overpayment as follows:

| File Listing: | | | | | |
|--|---|--|---|-------------------------|-------------------------|
| Document Number | Document Description | File Name | File Size(Bytes)/ Message Digest | Multi Part /.zip | Pages (if appl.) |
| 1 | | 12838_9_ApplicationFiling_01 1916.pdf | 2595902 fcf35a0c63f2bce4eb13c3921136be5df5bb 8ff8 | yes | 48 |
| Multipart Description/PDF files in .zip description | | | | | |
| | Document Description | | Start | | End |
| | Miscellaneous Incoming Letter | | 1 | | 2 |
| | Application Data Sheet | | 3 | | 9 |
| | Specification | | 10 | | 32 |
| | Claims | | 33 | | 37 |
| | Abstract | | 38 | | 38 |
| | Drawings-only black and white line drawings | | 39 | | 48 |
| Warnings: | | | | | |
| Information: | | | | | |
| 2 | Fee Worksheet (SB06) | fee-info.pdf | 35054 4ff8fffd2d6459e9ba7b32f8d30e77174acbb 53d8 | no | 2 |
| Warnings: | | | | | |
| Information: | | | | | |
| Total Files Size (in bytes): | | | 2630956 | | |

This Acknowledgement Receipt evidences receipt on the noted date by the USPTO of the indicated documents, characterized by the applicant, and including page counts, where applicable. It serves as evidence of receipt similar to a Post Card, as described in MPEP 503.

New Applications Under 35 U.S.C. 111

If a new application is being filed and the application includes the necessary components for a filing date (see 37 CFR 1.53(b)-(d) and MPEP 506), a Filing Receipt (37 CFR 1.54) will be issued in due course and the date shown on this Acknowledgement Receipt will establish the filing date of the application.

National Stage of an International Application under 35 U.S.C. 371

If a timely submission to enter the national stage of an international application is compliant with the conditions of 35 U.S.C. 371 and other applicable requirements a Form PCT/DO/EO/903 indicating acceptance of the application as a national stage submission under 35 U.S.C. 371 will be issued in addition to the Filing Receipt, in due course.

New International Application Filed with the USPTO as a Receiving Office

If a new international application is being filed and the international application includes the necessary components for an international filing date (see PCT Article 11 and MPEP 1810), a Notification of the International Application Number and of the International Filing Date (Form PCT/RO/105) will be issued in due course, subject to prescriptions concerning national security, and the date shown on this Acknowledgement Receipt will establish the international filing date of the application.



UNITED STATES PATENT AND TRADEMARK OFFICE

UNITED STATES DEPARTMENT OF COMMERCE
United States Patent and Trademark Office
Address: COMMISSIONER FOR PATENTS
P.O. Box 1450
Alexandria, Virginia 22313-1450
www.uspto.gov

Table with 6 columns: APPLICATION NUMBER, FILING or 371(c) DATE, GRP ART UNIT, FIL FEE REC'D, ATTY.DOCKET.NO, TOT CLAIMS, IND CLAIMS. Values: 15/000,818, 01/19/2016, 730, 12838/9, 20, 2

CONFIRMATION NO. 3841

FILING RECEIPT

757
BGL
P.O. BOX 10395
CHICAGO, IL 60610



Date Mailed: 02/04/2016

Receipt is acknowledged of this non-provisional patent application. The application will be taken up for examination in due course. Applicant will be notified as to the results of the examination. Any correspondence concerning the application must include the following identification information: the U.S. APPLICATION NUMBER, FILING DATE, NAME OF APPLICANT, and TITLE OF INVENTION. Fees transmitted by check or draft are subject to collection. Please verify the accuracy of the data presented on this receipt. If an error is noted on this Filing Receipt, please submit a written request for a Filing Receipt Correction. Please provide a copy of this Filing Receipt with the changes noted thereon. If you received a "Notice to File Missing Parts" for this application, please submit any corrections to this Filing Receipt with your reply to the Notice. When the USPTO processes the reply to the Notice, the USPTO will generate another Filing Receipt incorporating the requested corrections

Inventor(s)

Christopher John Burke, Ramsgate, AUSTRALIA;

Applicant(s)

Securicom (NSW) {Pty. Ltd., Ramsgate, NSW, AUSTRALIA;

Assignment For Published Patent Application

Securicom (NSW) Pty. Ltd., Ramsgate, NSW, AUSTRALIA

Power of Attorney: None

Domestic Priority data as claimed by applicant

This application is a CON of 13/572,166 08/10/2012 PAT 9269208
which is a CON of 10/568,207 06/04/2008 PAT 8266442
which is a 371 of PCT/AU2004/001083 08/13/2004

Foreign Applications (You may be eligible to benefit from the Patent Prosecution Highway program at the USPTO. Please see http://www.uspto.gov for more information.)
AUSTRALIA 2003904317 08/13/2003 No Access Code Provided

Permission to Access Application via Priority Document Exchange: Yes

Permission to Access Search Results: Yes

Applicant may provide or rescind an authorization for access using Form PTO/SB/39 or Form PTO/SB/69 as appropriate.

If Required, Foreign Filing License Granted: 02/03/2016

The country code and number of your priority application, to be used for filing abroad under the Paris Convention, is **US 15/000,818**

Projected Publication Date: 05/12/2016

Non-Publication Request: No

Early Publication Request: No

**** SMALL ENTITY ****

Title

REMOTE ENTRY SYSTEM

Preliminary Class

Statement under 37 CFR 1.55 or 1.78 for AIA (First Inventor to File) Transition Applications: No

PROTECTING YOUR INVENTION OUTSIDE THE UNITED STATES

Since the rights granted by a U.S. patent extend only throughout the territory of the United States and have no effect in a foreign country, an inventor who wishes patent protection in another country must apply for a patent in a specific country or in regional patent offices. Applicants may wish to consider the filing of an international application under the Patent Cooperation Treaty (PCT). An international (PCT) application generally has the same effect as a regular national patent application in each PCT-member country. The PCT process **simplifies** the filing of patent applications on the same invention in member countries, but **does not result** in a grant of "an international patent" and does not eliminate the need of applicants to file additional documents and fees in countries where patent protection is desired.

Almost every country has its own patent law, and a person desiring a patent in a particular country must make an application for patent in that country in accordance with its particular laws. Since the laws of many countries differ in various respects from the patent law of the United States, applicants are advised to seek guidance from specific foreign countries to ensure that patent rights are not lost prematurely.

Applicants also are advised that in the case of inventions made in the United States, the Director of the USPTO must issue a license before applicants can apply for a patent in a foreign country. The filing of a U.S. patent application serves as a request for a foreign filing license. The application's filing receipt contains further information and guidance as to the status of applicant's license for foreign filing.

Applicants may wish to consult the USPTO booklet, "General Information Concerning Patents" (specifically, the section entitled "Treaties and Foreign Patents") for more information on timeframes and deadlines for filing foreign patent applications. The guide is available either by contacting the USPTO Contact Center at 800-786-9199, or it can be viewed on the USPTO website at <http://www.uspto.gov/web/offices/pac/doc/general/index.html>.

For information on preventing theft of your intellectual property (patents, trademarks and copyrights), you may wish to consult the U.S. Government website, <http://www.stopfakes.gov>. Part of a Department of Commerce initiative, this website includes self-help "toolkits" giving innovators guidance on how to protect intellectual property in specific countries such as China, Korea and Mexico. For questions regarding patent enforcement issues, applicants may call the U.S. Government hotline at 1-866-999-HALT (1-866-999-4258).

**LICENSE FOR FOREIGN FILING UNDER
Title 35, United States Code, Section 184
Title 37, Code of Federal Regulations, 5.11 & 5.15**

GRANTED

The applicant has been granted a license under 35 U.S.C. 184, if the phrase "IF REQUIRED, FOREIGN FILING LICENSE GRANTED" followed by a date appears on this form. Such licenses are issued in all applications where the conditions for issuance of a license have been met, regardless of whether or not a license may be required as set forth in 37 CFR 5.15. The scope and limitations of this license are set forth in 37 CFR 5.15(a) unless an earlier license has been issued under 37 CFR 5.15(b). The license is subject to revocation upon written notification. The date indicated is the effective date of the license, unless an earlier license of similar scope has been granted under 37 CFR 5.13 or 5.14.

This license is to be retained by the licensee and may be used at any time on or after the effective date thereof unless it is revoked. This license is automatically transferred to any related applications(s) filed under 37 CFR 1.53(d). This license is not retroactive.

The grant of a license does not in any way lessen the responsibility of a licensee for the security of the subject matter as imposed by any Government contract or the provisions of existing laws relating to espionage and the national security or the export of technical data. Licensees should apprise themselves of current regulations especially with respect to certain countries, of other agencies, particularly the Office of Defense Trade Controls, Department of State (with respect to Arms, Munitions and Implements of War (22 CFR 121-128)); the Bureau of Industry and Security, Department of Commerce (15 CFR parts 730-774); the Office of Foreign Assets Control, Department of Treasury (31 CFR Parts 500+) and the Department of Energy.

NOT GRANTED

No license under 35 U.S.C. 184 has been granted at this time, if the phrase "IF REQUIRED, FOREIGN FILING LICENSE GRANTED" DOES NOT appear on this form. Applicant may still petition for a license under 37 CFR 5.12, if a license is desired before the expiration of 6 months from the filing date of the application. If 6 months has lapsed from the filing date of this application and the licensee has not received any indication of a secrecy order under 35 U.S.C. 181, the licensee may foreign file the application pursuant to 37 CFR 5.15(b).

SelectUSA

The United States represents the largest, most dynamic marketplace in the world and is an unparalleled location for business investment, innovation, and commercialization of new technologies. The U.S. offers tremendous resources and advantages for those who invest and manufacture goods here. Through SelectUSA, our nation works to promote and facilitate business investment. SelectUSA provides information assistance to the international investor community; serves as an ombudsman for existing and potential investors; advocates on behalf of U.S. cities, states, and regions competing for global investment; and counsels U.S. economic development organizations on investment attraction best practices. To learn more about why the United States is the best country in the world to develop technology, manufacture products, deliver services, and grow your business, visit <http://www.SelectUSA.gov> or call +1-202-482-6800.

| PATENT APPLICATION FEE DETERMINATION RECORD | | | | | | Application or Docket Number 15/000,818 | | | |
|---|---|--------------|------------------------------------|-----------------|----------|--|-------------------------|--------------------|-------------------------|
| Substitute for Form PTO-875 | | | | | | | | | |
| APPLICATION AS FILED - PART I | | | | | | | | | |
| (Column 1) | | (Column 2) | | SMALL ENTITY | | OR | OTHER THAN SMALL ENTITY | | |
| FOR | NUMBER FILED | NUMBER EXTRA | RATE(\$) | FEE(\$) | RATE(\$) | FEE(\$) | | | |
| BASIC FEE <small>(37 CFR 1.16(a), (b), or (c))</small> | N/A | N/A | N/A | 70 | N/A | | | | |
| SEARCH FEE <small>(37 CFR 1.16(k), (j), or (m))</small> | N/A | N/A | N/A | 300 | N/A | | | | |
| EXAMINATION FEE <small>(37 CFR 1.16(o), (p), or (q))</small> | N/A | N/A | N/A | 360 | N/A | | | | |
| TOTAL CLAIMS <small>(37 CFR 1.16(i))</small> | 20 | minus 20 = * | x 40 = | 0.00 | OR | | | | |
| INDEPENDENT CLAIMS <small>(37 CFR 1.16(h))</small> | 2 | minus 3 = * | x 210 = | 0.00 | OR | | | | |
| APPLICATION SIZE FEE <small>(37 CFR 1.16(s))</small> | If the specification and drawings exceed 100 sheets of paper, the application size fee due is \$310 (\$155 for small entity) for each additional 50 sheets or fraction thereof. See 35 U.S.C. 41(a)(1)(G) and 37 CFR 1.16(s). | | | 0.00 | OR | | | | |
| MULTIPLE DEPENDENT CLAIM PRESENT (37 CFR 1.16(j)) | | | | 0.00 | OR | | | | |
| * If the difference in column 1 is less than zero, enter "0" in column 2. | | | TOTAL | 730 | OR | TOTAL | | | |
| APPLICATION AS AMENDED - PART II | | | | | | | | | |
| (Column 1) | | (Column 2) | | (Column 3) | | SMALL ENTITY | | OR | OTHER THAN SMALL ENTITY |
| AMENDMENT A | CLAIMS REMAINING AFTER AMENDMENT | MINUS | HIGHEST NUMBER PREVIOUSLY PAID FOR | PRESENT EXTRA | RATE(\$) | ADDITIONAL FEE(\$) | RATE(\$) | ADDITIONAL FEE(\$) | |
| | Total <small>(37 CFR 1.16(j))</small> | * | Minus ** | = | x = | | OR | x = | |
| | Independent <small>(37 CFR 1.16(h))</small> | * | Minus *** | = | x = | | OR | x = | |
| | Application Size Fee (37 CFR 1.16(s)) | | | | | | OR | | |
| | FIRST PRESENTATION OF MULTIPLE DEPENDENT CLAIM (37 CFR 1.16(j)) | | | | | | OR | | |
| | | | | TOTAL ADD'L FEE | | OR | TOTAL ADD'L FEE | | |
| (Column 1) | | (Column 2) | | (Column 3) | | SMALL ENTITY | | OR | OTHER THAN SMALL ENTITY |
| AMENDMENT B | CLAIMS REMAINING AFTER AMENDMENT | MINUS | HIGHEST NUMBER PREVIOUSLY PAID FOR | PRESENT EXTRA | RATE(\$) | ADDITIONAL FEE(\$) | RATE(\$) | ADDITIONAL FEE(\$) | |
| | Total <small>(37 CFR 1.16(j))</small> | * | Minus ** | = | x = | | OR | x = | |
| | Independent <small>(37 CFR 1.16(h))</small> | * | Minus *** | = | x = | | OR | x = | |
| | Application Size Fee (37 CFR 1.16(s)) | | | | | | OR | | |
| | FIRST PRESENTATION OF MULTIPLE DEPENDENT CLAIM (37 CFR 1.16(j)) | | | | | | OR | | |
| | | | | TOTAL ADD'L FEE | | OR | TOTAL ADD'L FEE | | |
| <p>* If the entry in column 1 is less than the entry in column 2, write "0" in column 3.</p> <p>** If the "Highest Number Previously Paid For" IN THIS SPACE is less than 20, enter "20".</p> <p>*** If the "Highest Number Previously Paid For" IN THIS SPACE is less than 3, enter "3".</p> <p>The "Highest Number Previously Paid For" (Total or Independent) is the highest found in the appropriate box in column 1.</p> | | | | | | | | | |



UNITED STATES PATENT AND TRADEMARK OFFICE

UNITED STATES DEPARTMENT OF COMMERCE
United States Patent and Trademark Office
Address: COMMISSIONER FOR PATENTS
P.O. Box 1450
Alexandria, Virginia 22313-1450
www.uspto.gov

Table with 4 columns: APPLICATION NUMBER (15/000,818), FILING OR 371(C) DATE (01/19/2016), FIRST NAMED APPLICANT (Christopher John Burke), ATTY. DOCKET NO./TITLE (12838/9)

CONFIRMATION NO. 3841

757
BGL
P.O. BOX 10395
CHICAGO, IL 60610

FORMALITIES LETTER



Date Mailed: 02/04/2016

NOTICE TO FILE MISSING PARTS OF NONPROVISIONAL APPLICATION

FILED UNDER 37 CFR 1.53(b)

Filing Date Granted

Items Required To Avoid Abandonment:

An application number and filing date have been accorded to this application. The item(s) indicated below, however, are missing.

Applicant is given TWO MONTHS from the date of this Notice within which to file all required items below to avoid abandonment. Extensions of time may be obtained by filing a petition accompanied by the extension fee under the provisions of 37 CFR 1.136(a).

- Surcharge as set forth in 37 CFR 1.16(f) must be submitted.
The surcharge is due for any one of:
• late submission of the basic filing fee, search fee, or examination fee,
• late submission of inventor's oath or declaration,
• filing an application that does not contain at least one claim on filing, or
• submission of an application filed by reference to a previously filed application.

SUMMARY OF FEES DUE:

The fee(s) required within TWO MONTHS from the date of this Notice to avoid abandonment is/are itemized below. Small entity discount is in effect. If applicant is qualified for micro entity status, an acceptable Certification of Micro Entity Status must be submitted to establish micro entity status. (See 37 CFR 1.29 and forms PTO/SB/15A and 15B.)

- \$ 70 surcharge.
• \$(0) previous unapplied payment amount.
• \$ 70 TOTAL FEE BALANCE DUE.

Items Required To Avoid Processing Delays:

Applicant is notified that the above-identified application contains the deficiencies noted below. No period for reply is set forth in this notice for correction of these deficiencies. However, if a deficiency relates to the inventor's oath or declaration, the applicant must file an oath or declaration in compliance with 37 CFR 1.63, or a substitute statement in compliance with 37 CFR 1.64, executed by or with respect to each actual inventor no later than the expiration of the time period set in the "Notice of Allowability" to avoid abandonment. See 37 CFR 1.53(f).

- A properly executed inventor's oath or declaration has not been received for the following inventor(s):

Christopher John Burke

Replies must be received in the USPTO within the set time period or must include a proper Certificate of Mailing or Transmission under 37 CFR 1.8 with a mailing or transmission date within the set time period. For more information and a suggested format, see Form PTO/SB/92 and MPEP 512.

Replies should be mailed to:

Mail Stop Missing Parts
Commissioner for Patents
P.O. Box 1450
Alexandria VA 22313-1450

Registered users of EFS-Web may alternatively submit their reply to this notice via EFS-Web, including a copy of this Notice and selecting the document description "Applicant response to Pre-Exam Formalities Notice".
<https://sportal.uspto.gov/authenticate/AuthenticateUserLocalEPF.html>

For more information about EFS-Web please call the USPTO Electronic Business Center at 1-866-217-9197 or visit our website at <http://www.uspto.gov/ebc>.

If you are not using EFS-Web to submit your reply, you must include a copy of this notice.

Questions about the contents of this notice and the requirements it sets forth should be directed to the Office of Data Management, Application Assistance Unit, at (571) 272-4000 or (571) 272-4200 or 1-888-786-0101.

/twoldeyes/

CERTIFICATE OF EFS FILING UNDER 37 CFR §1.8

I hereby certify that this correspondence is being electronically transmitted to the United States Patent and Trademark Office, Commissioner for Patents, via the EFS pursuant to 37 CFR §1.8 on the below date:

Date: March 21, 2016

Name: E. Brandon Nykiel

Signature: /E. Brandon Nykiel/

IN THE UNITED STATES PATENT AND TRADEMARK OFFICE

In re Appln. of: Christopher John Burke

Appln. No.: 15/000,818

Filed: January 19, 2016

For: REMOTE ENTRY SYSTEM

Attorney Docket No.: 12838-9

Examiner: TBD

Art Unit: 2431

Conf. No.: 3841

**RESPONSE TO NOTICE TO FILE MISSING PARTS OF
NONPROVISIONAL APPLICATION FILED UNDER 37 CFR 1.53(b)
FILING DATE GRANTED**

Mail Stop Missing Parts
Commissioner for Patents
PO Box 1450
Alexandria, VA 22313-1450

Dear Sir/Madam:

In accordance with the Notice to File Missing Parts of Nonprovisional Application Filed Under 37 CFR 1.53(b) Filing Date Granted dated February 4, 2106, enclosed herewith please find authorization for payment of the surcharge:

- Fully executed Declaration for Patent Application
- Fully executed Power of Attorney
- Fully executed Combined Declaration and Power of Attorney
- Petition for Ext. of Time (37 CFR § 1.136(a)) to File Missing Parts (if by mail, in dup)
- Other: _____

Applicant is: small entity (per 37 CFR 1.27) other than small entity

Fees Associated with Payment:

- Filing Fee: \$ _____
- Surcharge: \$ 70
- Addtl. Claim Fees: \$ _____ for _____ additional claims
- Search Fee: \$ _____
- Examination Fee: \$ _____
- App. Size Fee: \$ _____ (for each additional 50 sheets that exceeds 100 sheets, including specification and drawings)

Payment Method:

- Payment by credit card in the amount of \$ _____ to cover the fees listed above. Form PTO-2038 is enclosed for this purpose.
- The Commissioner is hereby authorized to charge \$ 70 to cover the fees listed above to Deposit Account No. 23-1925.
- The Commissioner is hereby authorized to charge any deficiencies in fees or credit overpayment to Deposit Account No. 23-1925.

Respectfully submitted,

Dated: March 21, 2016

/E. Brandon Nykiel/

E. Brandon Nykiel, Reg. No. 62,972
Attorney for Applicant(s)

BRINKS GILSON & LIONE
PO BOX 10395
CHICAGO, IL 60610
(312) 321-4200

| Electronic Patent Application Fee Transmittal | | | | |
|--|-------------------------------------|----------|--------|----------------------|
| Application Number: | 15000818 | | | |
| Filing Date: | 19-Jan-2016 | | | |
| Title of Invention: | REMOTE ENTRY SYSTEM | | | |
| First Named Inventor/Applicant Name: | Christopher John Burke | | | |
| Filer: | E. Brandon Nykiel/Patricia Chiovari | | | |
| Attorney Docket Number: | 12838/9 | | | |
| Filed as Small Entity | | | | |
| Filing Fees for Utility under 35 USC 111(a) | | | | |
| Description | Fee Code | Quantity | Amount | Sub-Total in USD(\$) |
| Basic Filing: | | | | |
| Pages: | | | | |
| Claims: | | | | |
| Miscellaneous-Filing: | | | | |
| Late Filing Fee for Oath or Declaration | 2051 | 1 | 70 | 70 |
| Petition: | | | | |
| Patent-Appeals-and-Interference: | | | | |
| Post-Allowance-and-Post-Issuance: | | | | |

| Description | Fee Code | Quantity | Amount | Sub-Total in USD(\$) |
|---------------------------|----------|----------|--------|----------------------|
| Extension-of-Time: | | | | |
| Miscellaneous: | | | | |
| Total in USD (\$) | | | | 70 |

Electronic Acknowledgement Receipt

| | |
|---|-----------------------------------|
| EFS ID: | 25251046 |
| Application Number: | 15000818 |
| International Application Number: | |
| Confirmation Number: | 3841 |
| Title of Invention: | REMOTE ENTRY SYSTEM |
| First Named Inventor/Applicant Name: | Christopher John Burke |
| Customer Number: | 757 |
| Filer: | E. Brandon Nykiel/Jesus Rodriguez |
| Filer Authorized By: | E. Brandon Nykiel |
| Attorney Docket Number: | 12838/9 |
| Receipt Date: | 21-MAR-2016 |
| Filing Date: | 19-JAN-2016 |
| Time Stamp: | 14:24:12 |
| Application Type: | Utility under 35 USC 111(a) |

Payment information:

| | |
|--|-----------------|
| Submitted with Payment | yes |
| Payment Type | Deposit Account |
| Payment was successfully received in RAM | \$70 |
| RAM confirmation Number | 667 |
| Deposit Account | 231925 |
| Authorized User | NYKIEL, BRANDON |

The Director of the USPTO is hereby authorized to charge indicated fees and credit any overpayment as follows:

| | | | | | |
|--|--|--|--|--|--|
| | | | | | |
|--|--|--|--|--|--|

File Listing:

| Document Number | Document Description | File Name | File Size(Bytes)/ Message Digest | Multi Part /.zip | Pages (if appl.) |
|-----------------|----------------------|---|---|------------------|------------------|
| 1 | | 12838_9_ResponsetoMissingParts_032116.pdf | 128511 <small>661af573d021d2faf5de034ac9d27eb1b819b323</small> | yes | 3 |

| Multipart Description/PDF files in .zip description | | | |
|---|-------|-----|--|
| Document Description | Start | End | |
| Miscellaneous Incoming Letter | 1 | 1 | |
| Applicant Response to Pre-Exam Formalities Notice | 2 | 3 | |

Warnings:

Information:

| | | | | | |
|---|----------------------|--------------|--|----|---|
| 2 | Fee Worksheet (SB06) | fee-info.pdf | 30394 <small>b3af3884da5aeb66598de39c0b974408438326</small> | no | 2 |
|---|----------------------|--------------|--|----|---|

Warnings:

Information:

| | |
|-------------------------------------|--------|
| Total Files Size (in bytes): | 158905 |
|-------------------------------------|--------|

This Acknowledgement Receipt evidences receipt on the noted date by the USPTO of the indicated documents, characterized by the applicant, and including page counts, where applicable. It serves as evidence of receipt similar to a Post Card, as described in MPEP 503.

New Applications Under 35 U.S.C. 111

If a new application is being filed and the application includes the necessary components for a filing date (see 37 CFR 1.53(b)-(d) and MPEP 506), a Filing Receipt (37 CFR 1.54) will be issued in due course and the date shown on this Acknowledgement Receipt will establish the filing date of the application.

National Stage of an International Application under 35 U.S.C. 371

If a timely submission to enter the national stage of an international application is compliant with the conditions of 35 U.S.C. 371 and other applicable requirements a Form PCT/DO/EO/903 indicating acceptance of the application as a national stage submission under 35 U.S.C. 371 will be issued in addition to the Filing Receipt, in due course.

New International Application Filed with the USPTO as a Receiving Office

If a new international application is being filed and the international application includes the necessary components for an international filing date (see PCT Article 11 and MPEP 1810), a Notification of the International Application Number and of the International Filing Date (Form PCT/RO/105) will be issued in due course, subject to prescriptions concerning national security, and the date shown on this Acknowledgement Receipt will establish the international filing date of the application.

CERTIFICATE OF EFS FILING UNDER 37 CFR §1.8

I hereby certify that this correspondence is being electronically transmitted to the United States Patent and Trademark Office, Commissioner for Patents, via the EFS pursuant to 37 CFR §1.8 on the below date:

Date: March 21, 2016 Name: E. Brandon Nykiel Signature: /E. Brandon Nykiel/

BRINKS
GILSON
& LIONE

IN THE UNITED STATES PATENT AND TRADEMARK OFFICE

| | |
|---|-----------------|
| In re Appln. of: Christopher John Burke | Examiner: TBD |
| Appln. No.: 15/000,818 | Art Unit: 2431 |
| Filed: January 19, 2016 | Conf. No.: 3841 |
| For: REMOTE ENTRY SYSTEM | |
| Attorney Docket No.: 12838-9 | |

TRANSMITTAL

Mail Stop Missing Parts
Commissioner for Patents
PO Box 1450
Alexandria, VA 22313-1450

Sir:

Attached is/are:

- Response to Notice to File Missing Parts of Nonprovisional Application filed Under 37 CFR 1.53(b) Filing Date Granted.

Fee calculation:

- No additional fee is required.
- Per 37 CFR §1.27, Applicant is small entity Applicant is micro entity.
- An extension fee in an amount of \$_____ for a _____-month extension of time under 37 CFR § 1.136(a).
- A petition or processing fee in an amount of \$70 under 37 CFR § 1.16(f).
- An additional filing fee has been calculated as shown below:

| | | | | | Fee | | Small Entity Fee | | Micro Entity Fee | |
|---|----------------------------------|-------|-----------------------------|---------------|------------|-----------|------------------|-----------|------------------|-----------|
| | Claims Remaining After Amendment | | Highest No. Previously Paid | Present Extra | Rate | Add'l Fee | Rate | Add'l Fee | Rate | Add'l Fee |
| Total | | Minus | | | x \$ 80 = | \$ | x \$ 40 = | \$ | x \$ 20 = | \$ |
| Independent | | Minus | | | x \$ 420 = | \$ | x \$ 210 = | \$ | x \$ 105 = | \$ |
| First Presentation of Multiple Dep. Claim | | | | | + \$ 780 = | \$ | + \$ 390 = | \$ | + \$ 195 = | \$ |
| Total | | | | | \$ | | Total | \$ | Total | \$ |

Fee payment:

- Please charge Deposit Account No. 23-1925 in the amount of \$70 for surcharge.
- Payment by credit card in the amount of \$_____ (Form PTO-2038 is attached).
WARNING: Information on this form may become public. **Credit card information should not be included on this form.**
- The Director is hereby authorized to charge payment of any additional filing fees required under 37 CFR § 1.16 and any patent application processing fees under 37 CFR § 1.17 (including any extension fee required to ensure that this paper is timely filed), or to credit any overpayment, to Deposit Account No. 23-1925.

Respectfully submitted,

March 21, 2016
Date

/E. Brandon Nykiel/
E. Brandon Nykiel (Reg. No. 62,972)

BRINKS
GILSON
& LIONE

BRINKS GILSON & LIONE
NBC Tower – Suite 3600, 455 N. Cityfront Plaza Drive, Chicago, IL 60611-5599

| PATENT APPLICATION FEE DETERMINATION RECORD | | | | | Application or Docket Number 15/000,818 | | | | | |
|---|---|---------------------|---|------------------------|--|---------------------------|--------------------------------|--------------------------------|---------------------------|--|
| Substitute for Form PTO-875 | | | | | | | | | | |
| APPLICATION AS FILED - PART I | | | | SMALL ENTITY | | OR | OTHER THAN SMALL ENTITY | | | |
| | (Column 1) | (Column 2) | | | | | | | | |
| FOR | NUMBER FILED | NUMBER EXTRA | | RATE(\$) | FEE(\$) | | RATE(\$) | FEE(\$) | | |
| BASIC FEE <small>(37 CFR 1.16(a), (b), or (c))</small> | N/A | N/A | | N/A | 70 | | N/A | | | |
| SEARCH FEE <small>(37 CFR 1.16(k), (j), or (m))</small> | N/A | N/A | | N/A | 300 | | N/A | | | |
| EXAMINATION FEE <small>(37 CFR 1.16(o), (p), or (q))</small> | N/A | N/A | | N/A | 360 | | N/A | | | |
| TOTAL CLAIMS <small>(37 CFR 1.16(i))</small> | 20 | minus 20 = | * | x 40 = | 0.00 | OR | | | | |
| INDEPENDENT CLAIMS <small>(37 CFR 1.16(h))</small> | 2 | minus 3 = | * | x 210 = | 0.00 | | | | | |
| APPLICATION SIZE FEE <small>(37 CFR 1.16(s))</small> | If the specification and drawings exceed 100 sheets of paper, the application size fee due is \$310 (\$155 for small entity) for each additional 50 sheets or fraction thereof. See 35 U.S.C. 41(a)(1)(G) and 37 CFR 1.16(s). | | | | 0.00 | | | | | |
| MULTIPLE DEPENDENT CLAIM PRESENT (37 CFR 1.16(j)) | | | | | 0.00 | | | | | |
| * If the difference in column 1 is less than zero, enter "0" in column 2. | | | | TOTAL | 730 | | TOTAL | | | |
| APPLICATION AS AMENDED - PART II | | | | | | | | | | |
| | (Column 1) | (Column 2) | (Column 3) | | SMALL ENTITY | | OR | OTHER THAN SMALL ENTITY | | |
| AMENDMENT A | CLAIMS REMAINING AFTER AMENDMENT | | HIGHEST NUMBER PREVIOUSLY PAID FOR | PRESENT EXTRA | RATE(\$) | ADDITIONAL FEE(\$) | | RATE(\$) | ADDITIONAL FEE(\$) | |
| | Total <small>(37 CFR 1.16(j))</small> | * | Minus | ** | = | | OR | x | = | |
| | Independent <small>(37 CFR 1.16(h))</small> | * | Minus | *** | = | | OR | x | = | |
| | Application Size Fee (37 CFR 1.16(s)) | | | | | | | OR | | |
| | FIRST PRESENTATION OF MULTIPLE DEPENDENT CLAIM (37 CFR 1.16(j)) | | | | | | | OR | | |
| | | | | TOTAL ADD'L FEE | | | OR | TOTAL ADD'L FEE | | |
| AMENDMENT B | CLAIMS REMAINING AFTER AMENDMENT | | HIGHEST NUMBER PREVIOUSLY PAID FOR | PRESENT EXTRA | RATE(\$) | ADDITIONAL FEE(\$) | | RATE(\$) | ADDITIONAL FEE(\$) | |
| | Total <small>(37 CFR 1.16(j))</small> | * | Minus | ** | = | | OR | x | = | |
| | Independent <small>(37 CFR 1.16(h))</small> | * | Minus | *** | = | | OR | x | = | |
| | Application Size Fee (37 CFR 1.16(s)) | | | | | | | OR | | |
| | FIRST PRESENTATION OF MULTIPLE DEPENDENT CLAIM (37 CFR 1.16(j)) | | | | | | | OR | | |
| | | | | TOTAL ADD'L FEE | | | OR | TOTAL ADD'L FEE | | |
| <p>* If the entry in column 1 is less than the entry in column 2, write "0" in column 3.</p> <p>** If the "Highest Number Previously Paid For" IN THIS SPACE is less than 20, enter "20".</p> <p>*** If the "Highest Number Previously Paid For" IN THIS SPACE is less than 3, enter "3".</p> <p>The "Highest Number Previously Paid For" (Total or Independent) is the highest found in the appropriate box in column 1.</p> | | | | | | | | | | |



UNITED STATES PATENT AND TRADEMARK OFFICE

UNITED STATES DEPARTMENT OF COMMERCE
United States Patent and Trademark Office
Address: COMMISSIONER FOR PATENTS
P.O. Box 1450
Alexandria, Virginia 22313-1450
www.uspto.gov

| APPLICATION NUMBER | FILING OR 371(C) DATE | FIRST NAMED APPLICANT | ATTY. DOCKET NO./TITLE |
|--------------------|-----------------------|------------------------|------------------------|
| 15/000,818 | 01/19/2016 | Christopher John Burke | 12838/9 |

CONFIRMATION NO. 3841

757
BGL
P.O. BOX 10395
CHICAGO, IL 60610

INFORMAL NOTICE



Date Mailed: 03/30/2016

INFORMATIONAL NOTICE TO APPLICANT

Applicant is notified that the above-identified application contains the deficiencies noted below. No period for reply is set forth in this notice for correction of these deficiencies. However, if a deficiency relates to the inventor's oath or declaration, the applicant must file an oath or declaration in compliance with 37 CFR 1.63, or a substitute statement in compliance with 37 CFR 1.64, executed by or with respect to each actual inventor no later than the expiration of the time period set in the "Notice of Allowability" to avoid abandonment. See 37 CFR 1.53(f).

The item(s) indicated below are also required and should be submitted with any reply to this notice to avoid further processing delays.

- A properly executed inventor's oath or declaration has not been received for the following inventor(s):
Christopher John Burke

Questions about the contents of this notice and the requirements it sets forth should be directed to the Office of Data Management, Application Assistance Unit, at (571) 272-4000 or (571) 272-4200 or 1-888-786-0101.

/ebekele/



UNITED STATES PATENT AND TRADEMARK OFFICE

UNITED STATES DEPARTMENT OF COMMERCE
United States Patent and Trademark Office
Address: COMMISSIONER FOR PATENTS
P.O. Box 1450
Alexandria, Virginia 22313-1450
www.uspto.gov

Table with 6 columns: APPLICATION NUMBER, FILING or 371(c) DATE, GRP ART UNIT, FIL FEE REC'D, ATTY.DOCKET.NO, TOT CLAIMS, IND CLAIMS. Row 1: 15/000,818, 01/19/2016, 2431, 800, 12838/9, 20, 2

CONFIRMATION NO. 3841

UPDATED FILING RECEIPT



757
BGL
P.O. BOX 10395
CHICAGO, IL 60610

Date Mailed: 03/30/2016

Receipt is acknowledged of this non-provisional patent application. The application will be taken up for examination in due course. Applicant will be notified as to the results of the examination. Any correspondence concerning the application must include the following identification information: the U.S. APPLICATION NUMBER, FILING DATE, NAME OF APPLICANT, and TITLE OF INVENTION. Fees transmitted by check or draft are subject to collection. Please verify the accuracy of the data presented on this receipt. If an error is noted on this Filing Receipt, please submit a written request for a Filing Receipt Correction. Please provide a copy of this Filing Receipt with the changes noted thereon. If you received a "Notice to File Missing Parts" for this application, please submit any corrections to this Filing Receipt with your reply to the Notice. When the USPTO processes the reply to the Notice, the USPTO will generate another Filing Receipt incorporating the requested corrections

Inventor(s)

Christopher John Burke, Ramsgate, AUSTRALIA;

Applicant(s)

Securicom (NSW) {Pty. Ltd., Ramsgate, NSW, AUSTRALIA;

Assignment For Published Patent Application

Securicom (NSW) Pty. Ltd., Ramsgate, NSW, AUSTRALIA

Power of Attorney: None

Domestic Priority data as claimed by applicant

This application is a CON of 13/572,166 08/10/2012 PAT 9269208
which is a CON of 10/568,207 06/04/2008 PAT 8266442
which is a 371 of PCT/AU2004/001083 08/13/2004

Foreign Applications (You may be eligible to benefit from the Patent Prosecution Highway program at the USPTO. Please see http://www.uspto.gov for more information.)
AUSTRALIA 2003904317 08/13/2003 No Access Code Provided

Permission to Access Application via Priority Document Exchange: Yes

Permission to Access Search Results: Yes

Applicant may provide or rescind an authorization for access using Form PTO/SB/39 or Form PTO/SB/69 as appropriate.

If Required, Foreign Filing License Granted: 02/03/2016

The country code and number of your priority application, to be used for filing abroad under the Paris Convention, is **US 15/000,818**

Projected Publication Date: 05/12/2016

Non-Publication Request: No

Early Publication Request: No

**** SMALL ENTITY ****

Title

REMOTE ENTRY SYSTEM

Preliminary Class

726

Statement under 37 CFR 1.55 or 1.78 for AIA (First Inventor to File) Transition Applications: No

PROTECTING YOUR INVENTION OUTSIDE THE UNITED STATES

Since the rights granted by a U.S. patent extend only throughout the territory of the United States and have no effect in a foreign country, an inventor who wishes patent protection in another country must apply for a patent in a specific country or in regional patent offices. Applicants may wish to consider the filing of an international application under the Patent Cooperation Treaty (PCT). An international (PCT) application generally has the same effect as a regular national patent application in each PCT-member country. The PCT process **simplifies** the filing of patent applications on the same invention in member countries, but **does not result** in a grant of "an international patent" and does not eliminate the need of applicants to file additional documents and fees in countries where patent protection is desired.

Almost every country has its own patent law, and a person desiring a patent in a particular country must make an application for patent in that country in accordance with its particular laws. Since the laws of many countries differ in various respects from the patent law of the United States, applicants are advised to seek guidance from specific foreign countries to ensure that patent rights are not lost prematurely.

Applicants also are advised that in the case of inventions made in the United States, the Director of the USPTO must issue a license before applicants can apply for a patent in a foreign country. The filing of a U.S. patent application serves as a request for a foreign filing license. The application's filing receipt contains further information and guidance as to the status of applicant's license for foreign filing.

Applicants may wish to consult the USPTO booklet, "General Information Concerning Patents" (specifically, the section entitled "Treaties and Foreign Patents") for more information on timeframes and deadlines for filing foreign patent applications. The guide is available either by contacting the USPTO Contact Center at 800-786-9199, or it can be viewed on the USPTO website at <http://www.uspto.gov/web/offices/pac/doc/general/index.html>.

For information on preventing theft of your intellectual property (patents, trademarks and copyrights), you may wish to consult the U.S. Government website, <http://www.stopfakes.gov>. Part of a Department of Commerce initiative, this website includes self-help "toolkits" giving innovators guidance on how to protect intellectual property in specific countries such as China, Korea and Mexico. For questions regarding patent enforcement issues, applicants may call the U.S. Government hotline at 1-866-999-HALT (1-866-999-4258).

**LICENSE FOR FOREIGN FILING UNDER
Title 35, United States Code, Section 184
Title 37, Code of Federal Regulations, 5.11 & 5.15**

GRANTED

The applicant has been granted a license under 35 U.S.C. 184, if the phrase "IF REQUIRED, FOREIGN FILING LICENSE GRANTED" followed by a date appears on this form. Such licenses are issued in all applications where the conditions for issuance of a license have been met, regardless of whether or not a license may be required as set forth in 37 CFR 5.15. The scope and limitations of this license are set forth in 37 CFR 5.15(a) unless an earlier license has been issued under 37 CFR 5.15(b). The license is subject to revocation upon written notification. The date indicated is the effective date of the license, unless an earlier license of similar scope has been granted under 37 CFR 5.13 or 5.14.

This license is to be retained by the licensee and may be used at any time on or after the effective date thereof unless it is revoked. This license is automatically transferred to any related applications(s) filed under 37 CFR 1.53(d). This license is not retroactive.

The grant of a license does not in any way lessen the responsibility of a licensee for the security of the subject matter as imposed by any Government contract or the provisions of existing laws relating to espionage and the national security or the export of technical data. Licensees should apprise themselves of current regulations especially with respect to certain countries, of other agencies, particularly the Office of Defense Trade Controls, Department of State (with respect to Arms, Munitions and Implements of War (22 CFR 121-128)); the Bureau of Industry and Security, Department of Commerce (15 CFR parts 730-774); the Office of Foreign Assets Control, Department of Treasury (31 CFR Parts 500+) and the Department of Energy.

NOT GRANTED

No license under 35 U.S.C. 184 has been granted at this time, if the phrase "IF REQUIRED, FOREIGN FILING LICENSE GRANTED" DOES NOT appear on this form. Applicant may still petition for a license under 37 CFR 5.12, if a license is desired before the expiration of 6 months from the filing date of the application. If 6 months has lapsed from the filing date of this application and the licensee has not received any indication of a secrecy order under 35 U.S.C. 181, the licensee may foreign file the application pursuant to 37 CFR 5.15(b).

SelectUSA

The United States represents the largest, most dynamic marketplace in the world and is an unparalleled location for business investment, innovation, and commercialization of new technologies. The U.S. offers tremendous resources and advantages for those who invest and manufacture goods here. Through SelectUSA, our nation works to promote and facilitate business investment. SelectUSA provides information assistance to the international investor community; serves as an ombudsman for existing and potential investors; advocates on behalf of U.S. cities, states, and regions competing for global investment; and counsels U.S. economic development organizations on investment attraction best practices. To learn more about why the United States is the best country in the world to develop technology, manufacture products, deliver services, and grow your business, visit <http://www.SelectUSA.gov> or call +1-202-482-6800.

Under the Paperwork Reduction Act of 1995, no persons are required to respond to a collection of information unless it displays a valid OMB control number.

TRANSMITTAL FOR POWER OF ATTORNEY TO ONE OR MORE REGISTERED PRACTITIONERS

NOTE: This form is to be submitted with the Power of Attorney by Applicant form (PTO/AIA/82B) to identify the application to which the Power of Attorney is directed, in accordance with 37 CFR 1.5, unless the application number and filing date are identified in the Power of Attorney by Applicant form. If neither form PTO/AIA/82A nor form PTO/AIA82B identifies the application to which the Power of Attorney is directed, the Power of Attorney will not be recognized in the application.

| | |
|------------------------|------------------------|
| Application Number | 15/000,818 |
| Filing Date | January 19, 2016 |
| First Named Inventor | Christopher John Burke |
| Title | Remote Entry System |
| Art Unit | 2438 |
| Examiner Name | TBD |
| Attorney Docket Number | 12838-9 |

| SIGNATURE of Applicant or Patent Practitioner | | | |
|---|---------------------|---------------------|----------------|
| Signature | /E. Brandon Nykiel/ | Date (Optional) | April 12, 2016 |
| Name | E. Brandon Nykiel | Registration Number | 62,972 |
| Title (if Applicant is a juristic entity) | | | |
| Applicant Name (if Applicant is a juristic entity) | | | |
| <p>NOTE: This form must be signed in accordance with 37 CFR 1.33. See 37 CFR 1.4(d) for signature requirements and certifications. If more than one applicant, use multiple forms.</p> | | | |
| <p><input checked="" type="checkbox"/> *Total of <u>1</u> forms are submitted.</p> | | | |

This collection of information is required by 37 CFR 1.131, 1.32, and 1.33. The information is required to obtain or retain a benefit by the public which is to file (and by the USPTO to process) an application. Confidentiality is governed by 35 U.S.C. 122 and 37 CFR 1.11 and 1.14. This collection is estimated to take 3 minutes to complete, including gathering, preparing, and submitting the completed application form to the USPTO. Time will vary depending upon the individual case. Any comments on the amount of time you require to complete this form and/or suggestions for reducing this burden, should be sent to the Chief Information Officer, U.S. Patent and Trademark Office, U.S. Department of Commerce, P.O. Box 1450, Alexandria, VA 22313-1450. DO NOT SEND FEES OR COMPLETED FORMS TO THIS ADDRESS. **SEND TO: Commissioner for Patents, P.O. Box 1450, Alexandria, VA 22313-1450.**

If you need assistance in completing the form, call 1-800-PTO-9199 and select option 2.

Electronic Acknowledgement Receipt

| | |
|---|--------------------------------|
| EFS ID: | 25467997 |
| Application Number: | 15000818 |
| International Application Number: | |
| Confirmation Number: | 3841 |
| Title of Invention: | REMOTE ENTRY SYSTEM |
| First Named Inventor/Applicant Name: | Christopher John Burke |
| Customer Number: | 757 |
| Filer: | E. Brandon Nykiel/Alice Juhasz |
| Filer Authorized By: | E. Brandon Nykiel |
| Attorney Docket Number: | 12838/9 |
| Receipt Date: | 12-APR-2016 |
| Filing Date: | 19-JAN-2016 |
| Time Stamp: | 17:46:28 |
| Application Type: | Utility under 35 USC 111(a) |

Payment information:

| | |
|------------------------|----|
| Submitted with Payment | no |
|------------------------|----|

File Listing:

| Document Number | Document Description | File Name | File Size(Bytes)/ Message Digest | Multi Part /.zip | Pages (if appl.) |
|-----------------|----------------------|---|---|------------------|------------------|
| 1 | | 12838_9_DeclarationPOAFiling_041216.pdf | 303926 <small>bf22602bb62f07e1e4260c0cddf70d152563bedf</small> | yes | 3 |

| Multipart Description/PDF files in .zip description | | |
|---|--------------|------------|
| Document Description | Start | End |
| Miscellaneous Incoming Letter | 1 | 1 |
| Oath or Declaration filed | 2 | 2 |
| Power of Attorney | 3 | 3 |
| Warnings: | | |
| Information: | | |
| Total Files Size (in bytes): | | 303926 |
| <p>This Acknowledgement Receipt evidences receipt on the noted date by the USPTO of the indicated documents, characterized by the applicant, and including page counts, where applicable. It serves as evidence of receipt similar to a Post Card, as described in MPEP 503.</p> <p><u>New Applications Under 35 U.S.C. 111</u> If a new application is being filed and the application includes the necessary components for a filing date (see 37 CFR 1.53(b)-(d) and MPEP 506), a Filing Receipt (37 CFR 1.54) will be issued in due course and the date shown on this Acknowledgement Receipt will establish the filing date of the application.</p> <p><u>National Stage of an International Application under 35 U.S.C. 371</u> If a timely submission to enter the national stage of an international application is compliant with the conditions of 35 U.S.C. 371 and other applicable requirements a Form PCT/DO/EO/903 indicating acceptance of the application as a national stage submission under 35 U.S.C. 371 will be issued in addition to the Filing Receipt, in due course.</p> <p><u>New International Application Filed with the USPTO as a Receiving Office</u> If a new international application is being filed and the international application includes the necessary components for an international filing date (see PCT Article 11 and MPEP 1810), a Notification of the International Application Number and of the International Filing Date (Form PCT/RO/105) will be issued in due course, subject to prescriptions concerning national security, and the date shown on this Acknowledgement Receipt will establish the international filing date of the application.</p> | | |

CERTIFICATE OF EFS FILING UNDER 37 CFR §1.8

I hereby certify that this correspondence is being electronically transmitted to the United States Patent and Trademark Office, Commissioner for Patents, via the EFS pursuant to 37 CFR §1.8 on the below date:

Date: April 12, 2016 Name: E. Brandon Nykiel Signature: /E. Brandon Nykiel/

BRINKS
GILSON
& LIONE

IN THE UNITED STATES PATENT AND TRADEMARK OFFICE

| | |
|---|-----------------|
| In re Appln. of: Christopher John Burke | Examiner: TBD |
| Appln. No.: 15/000,818 | Art Unit: 2438 |
| Filed: January 19, 2016 | Conf. No.: 3841 |
| For: REMOTE ENTRY SYSTEM | |
| Attorney Docket No.: 12838-9 | |

TRANSMITTAL

Mail Stop Missing Parts
Commissioner for Patents
PO Box 1450
Alexandria, VA 22313-1450

Sir:

Attached is/are:

- Executed Declaration; Transmittal for Power of Attorney to One or More Registered Practitioners; and Power of Attorney.

Fee calculation:

- No additional fee is required.
- Per 37 CFR §1.27, Applicant is small entity Applicant is micro entity.
- An extension fee in an amount of \$_____ for a _____-month extension of time under 37 CFR § 1.136(a).
- A petition or processing fee in an amount of \$_____ under 37 CFR § 1.16(f).
- An additional filing fee has been calculated as shown below:

| | Claims Remaining After Amendment | | Highest No. Previously Paid | Present Extra | Fee | | Small Entity Fee | | Micro Entity Fee | |
|---|----------------------------------|-------|-----------------------------|---------------|------------|-----------|------------------|-----------|------------------|-----------|
| | | | | | Rate | Add'l Fee | Rate | Add'l Fee | Rate | Add'l Fee |
| Total | | Minus | | | x \$ 80 = | \$ | x \$ 40 = | \$ | x \$ 20 = | \$ |
| Independent | | Minus | | | x \$ 420 = | \$ | x \$ 210 = | \$ | x \$ 105 = | \$ |
| First Presentation of Multiple Dep. Claim | | | | | + \$ 780 = | \$ | + \$ 390 = | \$ | + \$ 195 = | \$ |
| | | | | | Total | \$ | Total | \$ | Total | \$ |

Fee payment:

- Please charge Deposit Account No. 23-1925 in the amount of \$_____ for _____.
- Payment by credit card in the amount of \$_____ (Form PTO-2038 is attached).
WARNING: Information on this form may become public. Credit card information should not be included on this form.
- The Director is hereby authorized to charge payment of any additional filing fees required under 37 CFR § 1.16 and any patent application processing fees under 37 CFR § 1.17 (including any extension fee required to ensure that this paper is timely filed), or to credit any overpayment, to Deposit Account No. 23-1925.

Respectfully submitted,

April 12, 2016
Date

/E. Brandon Nykiel/
E. Brandon Nykiel (Reg. No. 62,972)

BRINKS
GILSON
& LIONE

BRINKS GILSON & LIONE
NBC Tower -- Suite 3600, 455 N. Cityfront Plaza Drive, Chicago, IL 60611-5599

**DECLARATION (37 CFR 1.63) FOR UTILITY OR DESIGN
PATENT APPLICATION USING AN APPLICATION DATA SHEET (37 CFR 1.76)**

Attorney Docket No. 12838-9

REMOTE ENTRY SYSTEM

(Title of the Invention)

As the below-named inventor, I hereby declare that:

This Declaration is directed to:

The attached application,

OR

U.S. Application No. or PCT International Application No. 15/000,818, filed on January 19, 2016.

The above-identified application was made or authorized to be made by me.

I hereby state that I have reviewed and understand the contents of the above-identified specification.

I believe that I am the original inventor or an original joint inventor of a claimed invention in the application.

I acknowledge my duty to disclose to the United States Patent and Trademark Office all information that I know to be material to the patentability of this application as defined in 37 C.F.R. § 1.56, including for continuation-in-part applications, material information which became available between the filing data of the prior application and the national or PCT international filing date of the continuation-in-part application.

I hereby acknowledge that any willful false statement made in this Declaration is punishable under 18 U.S.C. 1001 by fine or imprisonment of not more than five (5) years, or both.


Further, I hereby declare that all statements made herein of my own knowledge are true and that all statements made on information and belief are believed to be true; and further that these statements were made with the knowledge that willful false statements and the like so made are punishable by fine or imprisonment, or both, under 18 U.S.C. § 1001 and that such willful false statements may jeopardize the validity of the application and any patent issued thereon.

LEGAL NAME OF INVENTOR:

Inventor Name (e.g., Given Name (first), Middle Name (if any) and Family Name or Surname):

Christopher John Burke

Signature:



Date:

6 April 2016

Note: An Application Data Sheet (PTO/SB/14 or equivalent), including naming the entire inventive entity, must accompany this form or must have been previously filed. Use an additional form for each additional inventor.



UNITED STATES PATENT AND TRADEMARK OFFICE

UNITED STATES DEPARTMENT OF COMMERCE
United States Patent and Trademark Office
Address: COMMISSIONER FOR PATENTS
P.O. Box 1450
Alexandria, Virginia 22313-1450
www.uspto.gov

| APPLICATION NUMBER | FILING OR 371(C) DATE | FIRST NAMED APPLICANT | ATTY. DOCKET NO./TITLE |
|--------------------|-----------------------|------------------------|------------------------|
| 15/000,818 | 01/19/2016 | Christopher John Burke | 12838/9 |

CONFIRMATION NO. 3841

757
BGL
P.O. BOX 10395
CHICAGO, IL 60610

PUBLICATION NOTICE



Title:REMOTE ENTRY SYSTEM

Publication No.US-2016-0132672-A1

Publication Date:05/12/2016

NOTICE OF PUBLICATION OF APPLICATION

The above-identified application will be electronically published as a patent application publication pursuant to 37 CFR 1.211, et seq. The patent application publication number and publication date are set forth above.

The publication may be accessed through the USPTO's publicly available Searchable Databases via the Internet at www.uspto.gov. The direct link to access the publication is currently <http://www.uspto.gov/patft/>.

The publication process established by the Office does not provide for mailing a copy of the publication to applicant. A copy of the publication may be obtained from the Office upon payment of the appropriate fee set forth in 37 CFR 1.19(a)(1). Orders for copies of patent application publications are handled by the USPTO's Office of Public Records. The Office of Public Records can be reached by telephone at (703) 308-9726 or (800) 972-6382, by facsimile at (703) 305-8759, by mail addressed to the United States Patent and Trademark Office, Office of Public Records, Alexandria, VA 22313-1450 or via the Internet.

In addition, information on the status of the application, including the mailing date of Office actions and the dates of receipt of correspondence filed in the Office, may also be accessed via the Internet through the Patent Electronic Business Center at www.uspto.gov using the public side of the Patent Application Information and Retrieval (PAIR) system. The direct link to access this status information is currently <http://pair.uspto.gov/>. Prior to publication, such status information is confidential and may only be obtained by applicant using the private side of PAIR.

Further assistance in electronically accessing the publication, or about PAIR, is available by calling the Patent Electronic Business Center at 1-866-217-9197.

Office of Data Management, Application Assistance Unit (571) 272-4000, or (571) 272-4200, or 1-888-786-0101



UNITED STATES PATENT AND TRADEMARK OFFICE

UNITED STATES DEPARTMENT OF COMMERCE
United States Patent and Trademark Office
Address: COMMISSIONER FOR PATENTS
P.O. Box 1450
Alexandria, Virginia 22313-1450
www.uspto.gov

Table with 5 columns: APPLICATION NO., FILING DATE, FIRST NAMED INVENTOR, ATTORNEY DOCKET NO., CONFIRMATION NO.
15/000,818 01/19/2016 Christopher John Burke 12838/9 3841

757 7590 06/28/2016
BGL
P.O. BOX 10395
CHICAGO, IL 60610

Table with 1 column: EXAMINER

RAHMAN, SHAWNCHOY

Table with 2 columns: ART UNIT, PAPER NUMBER

2438

Table with 2 columns: MAIL DATE, DELIVERY MODE

06/28/2016

PAPER

Please find below and/or attached an Office communication concerning this application or proceeding.

The time period for reply, if any, is set in the attached communication.

| | | | |
|------------------------------|--------------------------------------|--|--|
| Office Action Summary | Application No. 15/000,818 | Applicant(s) BURKE, CHRISTOPHER JOHN | |
| | Examiner SHAWNCHOY RAHMAN | Art Unit 2438 | AIA (First Inventor to File) Status No |

-- The MAILING DATE of this communication appears on the cover sheet with the correspondence address --
Period for Reply

A SHORTENED STATUTORY PERIOD FOR REPLY IS SET TO EXPIRE 3 MONTHS FROM THE MAILING DATE OF THIS COMMUNICATION.

- Extensions of time may be available under the provisions of 37 CFR 1.136(a). In no event, however, may a reply be timely filed after SIX (6) MONTHS from the mailing date of this communication.
- If NO period for reply is specified above, the maximum statutory period will apply and will expire SIX (6) MONTHS from the mailing date of this communication.
- Failure to reply within the set or extended period for reply will, by statute, cause the application to become ABANDONED (35 U.S.C. § 133). Any reply received by the Office later than three months after the mailing date of this communication, even if timely filed, may reduce any earned patent term adjustment. See 37 CFR 1.704(b).

Status

- 1) Responsive to communication(s) filed on 1/19/2016.
 A declaration(s)/affidavit(s) under **37 CFR 1.130(b)** was/were filed on _____.
- 2a) This action is **FINAL**. 2b) This action is non-final.
- 3) An election was made by the applicant in response to a restriction requirement set forth during the interview on _____; the restriction requirement and election have been incorporated into this action.
- 4) Since this application is in condition for allowance except for formal matters, prosecution as to the merits is closed in accordance with the practice under *Ex parte Quayle*, 1935 C.D. 11, 453 O.G. 213.

Disposition of Claims*

- 5) Claim(s) 1-20 is/are pending in the application.
5a) Of the above claim(s) _____ is/are withdrawn from consideration.
- 6) Claim(s) _____ is/are allowed.
- 7) Claim(s) 1-20 is/are rejected.
- 8) Claim(s) _____ is/are objected to.
- 9) Claim(s) _____ are subject to restriction and/or election requirement.

* If any claims have been determined allowable, you may be eligible to benefit from the **Patent Prosecution Highway** program at a participating intellectual property office for the corresponding application. For more information, please see http://www.uspto.gov/patents/init_events/pph/index.jsp or send an inquiry to PPHfeedback@uspto.gov.

Application Papers

- 10) The specification is objected to by the Examiner.
- 11) The drawing(s) filed on 1/19/2016 is/are: a) accepted or b) objected to by the Examiner.
Applicant may not request that any objection to the drawing(s) be held in abeyance. See 37 CFR 1.85(a).
Replacement drawing sheet(s) including the correction is required if the drawing(s) is objected to. See 37 CFR 1.121(d).

Priority under 35 U.S.C. § 119

- 12) Acknowledgment is made of a claim for foreign priority under 35 U.S.C. § 119(a)-(d) or (f).

Certified copies:

- a) All b) Some** c) None of the:
1. Certified copies of the priority documents have been received.
2. Certified copies of the priority documents have been received in Application No. _____.
3. Copies of the certified copies of the priority documents have been received in this National Stage application from the International Bureau (PCT Rule 17.2(a)).

** See the attached detailed Office action for a list of the certified copies not received.

Attachment(s)

- 1) Notice of References Cited (PTO-892)
- 2) Information Disclosure Statement(s) (PTO/SB/08a and/or PTO/SB/08b)
Paper No(s)/Mail Date _____.
- 3) Interview Summary (PTO-413)
Paper No(s)/Mail Date. _____.
- 4) Other: _____.

DETAILED ACTION

This non-final office action is in response to claims 1-20 filed January 19, 2016 for examination. Claims 1-20 are being examined and are pending.

Notice of Pre-AIA or AIA Status

The present application is being examined under the pre-AIA first to invent provisions.

Information Disclosure Statement

No information disclosure statement has been filed.

Drawings

The drawings filed on 01/19/2016 have been accepted.

Claim Objections

Claims 2-13 and 15-20 are objected to the following informalities: they disclose additional instance of "a system" and "a transmitter sub-system" in addition to the independent claim from which they depend. It is unclear whether they refer to separate instance or are meant to refer back to the first instance from the independent claim. Appropriate clarification/correction is required.

Claim Rejections - 35 USC § 112

The following is a quotation of 35 U.S.C. 112(b):

(b) CONCLUSION.—The specification shall conclude with one or more claims particularly pointing out and distinctly claiming the subject matter which the inventor or a joint inventor regards as the invention.

The following is a quotation of 35 U.S.C. 112 (pre-AIA), second paragraph:

The specification shall conclude with one or more claims particularly pointing out and distinctly claiming the subject matter which the applicant regards as his invention.

Art Unit: 2438

Claims 1-20 are rejected under 35 U.S.C. 112(b) or 35 U.S.C. 112 (pre-AIA), second paragraph, as being indefinite for failing to particularly point out and distinctly claim the subject matter which the inventor or a joint inventor, or for pre-AIA the applicant regards as the invention.

The following is a quotation of 35 U.S.C. 112(f):

(f) Element in Claim for a Combination. – An element in a claim for a combination may be expressed as a means or step for performing a specified function without the recital of structure, material, or acts in support thereof, and such claim shall be construed to cover the corresponding structure, material, or acts described in the specification and equivalents thereof.

The following is a quotation of pre-AIA 35 U.S.C. 112, sixth paragraph:

An element in a claim for a combination may be expressed as a means or step for performing a specified function without the recital of structure, material, or acts in support thereof, and such claim shall be construed to cover the corresponding structure, material, or acts described in the specification and equivalents thereof.

Claim elements “**means for enrolling, means for receiving, means for mapping, means for matching, means for emitting, means for providing, means for incorporating, means for constructing**” are limitations that invoke 35 U.S.C. 112, sixth paragraph. However, the written description fails to disclose the corresponding structure, material, or acts for the claimed function.

Applicant may:

(a) Amend the claim so that the claim limitation will no longer be interpreted as a limitation under 35 U.S.C. 112, sixth paragraph; or

(b) Amend the written description of the specification such that it expressly recites what structure, material, or acts perform the claimed function without introducing any new matter (35 U.S.C. 132(a)).

If applicant is of the opinion that the written description of the specification already implicitly or inherently discloses the corresponding structure, material, or acts so that one of ordinary skill in the art would recognize what structure, material, or acts perform the claimed function, applicant should clarify the record by either:

Art Unit: 2438

(a) Amending the written description of the specification such that it expressly recites the corresponding structure, material, or acts for performing the claimed function and clearly links or associates the structure, material, or acts to the claimed function, without introducing any new matter (35 U.S.C. 132(a)); or

(b) Stating on the record what the corresponding structure, material, or acts, which are implicitly or inherently set forth in the written description of the specification, perform the claimed function. For more information, see 37 CFR 1.75(d) and MPEP §§ 608.01(o) and 2181.

Double Patenting

The nonstatutory double patenting rejection is based on a judicially created doctrine grounded in public policy (a policy reflected in the statute) so as to prevent the unjustified or improper timewise extension of the "right to exclude" granted by a patent and to prevent possible harassment by multiple assignees. A nonstatutory double patenting rejection is appropriate where the claims at issue are not identical, but at least one examined application claim is not patentably distinct from the reference claim(s) because the examined application claim is either anticipated by, or would have been obvious over, the reference claim(s). See, e.g., *In re Berg*, 140 F.3d 1428, 46 USPQ2d 1226 (Fed. Cir. 1998); *In re Goodman*, 11 F.3d 1046, 29 USPQ2d 2010 (Fed. Cir. 1993); *In re Longi*, 759 F.2d 887, 225 USPQ 645 (Fed. Cir. 1985); *In re Van Ornum*, 686 F.2d 937, 214 USPQ 761 (CCPA 1982); *In re Vogel*, 422 F.2d 438, 164 USPQ 619 (CCPA 1970); and *In re Thorington*, 418 F.2d 528, 163 USPQ 644 (CCPA 1969).

A timely filed terminal disclaimer in compliance with 37 CFR 1.321(c) or 1.321(d) may be used to overcome an actual or provisional rejection based on a nonstatutory double patenting ground provided the reference application or patent either is shown to be commonly owned with this application, or claims an invention made as a result of activities undertaken within the scope of a joint research agreement. A terminal disclaimer must be signed in compliance with 37 CFR 1.321(b).

The USPTO internet Web site contains terminal disclaimer forms which may be used. Please visit <http://www.uspto.gov/forms/>. The filing date of the application will determine what form should be used. A web-based eTerminal Disclaimer may be filled out completely online using web-screens. An eTerminal Disclaimer that meets all requirements is auto-processed and approved immediately upon submission. For more information about eTerminal Disclaimers, refer to <http://www.uspto.gov/patents/process/file/efs/guidance/eTD-info-l.jsp>.

Art Unit: 2438

Claims 1-20 are rejected on the ground of nonstatutory double patenting as being unpatentable over claims 1-14 of U.S. Patent No. 8,266,442 B2 and claims 1-13 of US Patent No. 9,269,208 B2. Although the claims at issue are not identical, they are not patentably distinct from each other because the referenced US Patents and the instant application are claiming common subject matter, as follows (Since all the claims recited similar limitations, examiner only shows independent claim 1 of instant application and claim 1 of referenced patents as example in the claim comparison table).

| Instant application | US 8,266,442 B2 | US 9,269,208 B2 |
|---|--|--|
| <p>1. A system for providing secure access to a controlled item, the system comprising:</p> <p>a database of biometric signatures;</p> <p>a transmitter subsystem comprising:</p> <p>a biometric sensor for receiving a biometric signal;</p> <p>means for enrolling relevant signatures into the database using the biometric sensor; wherein the means for enrolling relevant signatures into the database of biometric signatures comprises:</p> <p>means for receiving a series of entries of the biometric signal, said series being characterised according to at least one of the number of said entries and a duration of each said entry;</p> <p>means for mapping said series into an instruction; and</p> <p>means for enrolling relevant signatures into the database according to the instruction;</p> <p>means for matching the</p> | <p>1. A system for providing secure access to a controlled item, the system comprising:</p> <p>a processor; a memory; and</p> <p>a transmitter subsystem for enrolling biometric signatures into a database,</p> <p>using a legitimate sequence of one or more biometric signals to enrol each biometric signature, and for providing an accessibility attribute when a legitimate biometric signal is received,</p> <p>wherein the accessibility attribute comprises one or more of an access attribute that grants unconditional access, a duress attribute that grants access with activation of an alert tone, an alert attribute that sounds a chime, and a telemetry attribute that represents a communication channel for communicating state information for the transmitter subsystem to a receiver sub-system; and</p> <p>the receiver sub-system for providing access to the</p> | <p>1. A system for providing secure access to a controlled item, the system comprising:</p> <p>a database of biometric signatures;</p> <p>a transmitter sub-system comprising:</p> <p>a biometric sensor for receiving a biometric signal; means for matching the biometric signal against members of the database of biometric signatures to thereby output an accessibility attribute; and</p> <p>means for emitting a secure access signal conveying information dependent upon said accessibility attribute; and</p> <p>a receiver sub-system comprising:</p> <p>means for receiving the transmitted secure access signal; and</p> <p>means for providing conditional access to the controlled item dependent upon said information, wherein the transmitter sub-system further comprises means</p> |

Art Unit: 2438

| | | |
|---|--|---|
| <p>biometric signal against members of the database of biometric signatures to thereby output an accessibility attribute if the matching is authenticated; and</p> <p>means for emitting a secure access signal conveying information dependent upon said accessibility attribute;</p> <p>said system further comprising: a receiver sub-system comprising; means for receiving the transmitted secure access signal; and</p> <p>means for providing conditional access to the controlled item dependent upon said information.</p> | <p>controlled item dependent upon said accessibility attribute, said transmitter subsystem is operable to:</p> <p>(a) when the database of biometric signatures is empty, (ai) categorise a biometric signal received by the transmitter sub-system as an administrator biometric signal and (aii) enrol the administrator biometric signal in the database of biometric signatures as an administrator signature;</p> <p>(b) when the database of biometric signatures is not empty, classify a sequence of biometric signals received by the transmitter sub-system as control information when (bi) the received biometric signals are administrator biometric signals, and (bii) the biometric signals forming the received sequence are of predetermined duration, predetermined quantity, and are input within a predetermined time;</p> <p>(c) when the received sequence of biometric signals is identified as control information, (ci) check the control information against predetermined control information and (cii) enrol another user dependent upon a biometric signal from the another user and the checked control information; and</p> <p>(d) when the received sequence of biometric signals is not identified as control information, (di) match biometric signals received by the transmitter sub-system against signatures in the database of biometric signatures, and (dii) when a received biometric signal matches a signature in the database send the accessibility attribute to the receiver.</p> | <p>for populating the data base of biometric signatures, the population means comprising:</p> <p>means for receiving a series of entries of the biometric signal, said series being characterised according to at least one of the number of said entries and a duration of each said entry;</p> <p>means for mapping said series into an instruction; and</p> <p>means for populating the data base according to the instruction, wherein the controlled item is one of: a locking mechanism of a physical access structure or an electronic lock on an electronic computing device.</p> |
|---|--|---|

Claim Rejections - 35 USC § 103

The following is a quotation of pre-AIA 35 U.S.C. 103(a) which forms the basis for all obviousness rejections set forth in this Office action:

(a) A patent may not be obtained though the invention is not identically disclosed or described as set forth in section 102 of this title, if the differences between the subject matter sought to be patented and the prior art are such that the subject matter as a whole would have been obvious at the time the invention was made to a person having ordinary skill in the art to which said subject matter pertains. Patentability shall not be negated by the manner in which the invention was made.

The factual inquiries set forth in *Graham v. John Deere Co.*, 383 U.S. 1, 148 USPQ 459 (1966), that are applied for establishing a background for determining obviousness under pre-AIA 35 U.S.C. 103(a) are summarized as follows:

1. Determining the scope and contents of the prior art.
2. Ascertaining the differences between the prior art and the claims at issue.
3. Resolving the level of ordinary skill in the pertinent art.
4. Considering objective evidence present in the application indicating obviousness or nonobviousness.

Claims 1-2, 9-15 are rejected under pre-AIA 35 U.S.C. 103(a) as being unpatentable over Hoffman et al. US 7,152,045 B2 (filed Sep. 10, 2002, PgPub US 2003/0105725 published Jun 5, 2003) hereinafter "Hoffman" in further view of Pu et al. US 6,229,906 hereinafter "Pu".

Examiner Notes: Examiner has pointed out particular references contained in the prior arts of record in the body of this action for the convenience of the applicant. Although the specified citations are representative of the teachings in the art and are applied to the specific limitations within the individual claim, other passages and figures may apply as well. Applicant should consider the entire prior art as applicable as to the limitations of the claims. It is respectfully requested from the applicant, in preparing the response, to consider fully the entire references as potentially teaching all or part of the claimed invention, as well as the context of the passage as taught by the prior arts or disclosed by the examiner. A reference may be relied upon for all that it would have reasonably suggested to one having ordinary skill the art, including non-preferred embodiments. *Merck & Co. v. Biocraft Laboratories*, 874 F.2d 804, 10 USPQ2d 1843 (Fed. Cir.), cert. denied, 493 U.S. 975 (1989). See MPEP 2123.

Regarding claim 1, Hoffman teaches a system for providing secure access to a controlled item, the system comprising:

Art Unit: 2438

a database of biometric signatures (**col. 44, lines 33-35: IBD Individual Biometric Database identifies individuals from their biometric and PIC code. See col. 8, lines 35-36**);

a transmitter subsystem (*i.e. Biometric Input Device, fig. 3 item 12*) comprising:

a biometric sensor for receiving a biometric signal (**fig.3, ref. 12; col. 13, lines 2-8: Biometric input device 11, which has a biometric scanner. The Biometric scanners can be any one of fingerprint scanner, voice recognition, palm print scanner, retinal scanner or the like.**);

means for enrolling relevant signatures into the database using the biometric sensor (**Col. 7, lines 24-27: During a registration step, the individual is to register with the system an authenticated biometric sample, a personal identification code and a private code. Col. 36, lines 42-50**); wherein the means for enrolling relevant signatures into the database of biometric signatures comprises:

means for enrolling relevant signatures into the database according to the instruction (**Col. 7, lines 24-27: During a registration step, the individual is to register with the system an authenticated biometric sample, a personal identification code and a private code. Col. 36, lines 42-50**);

means for matching the biometric signal against members of the database of biometric signatures to thereby output an accessibility attribute if the matching is authenticated; and means for emitting a secure access signal conveying information dependent upon said accessibility attribute; (**see col. 8, lines 29-33: comparison of the biometric sample taken from said first individual with any previously stored biometric samples in said selected personal identification code-basket to make sure that the biometric sample entered by said first individual is algorithmically unique from the previously stored at least one biometric sample provided by at least one second individual; see col. 8, lines 46-50, 54-55: comparison of the entered biometric sample from said first individual with said at least one stored biometric sample from said at least one second individual in said entered personal**

Art Unit: 2438

identification code-basket for producing either a successful or failed identification result; an output step wherein said identification result or said determination is externalized and displayed, and; a presentation step wherein on successful identification of said first individual, said private code is presented to said first individual);

said system further comprising:

a receiver sub-system comprising;

means for receiving the transmitted secure access signal (**See col. 40, lines 59-**

62: Individual enters their biometric into the BIA, DPC is receiving biometric input by the ATM); and

means for providing conditional access to the controlled item dependent upon said information (**see [Col. 40, lines 62-67] the Data processing center (DPC) validates the biometric-PIC and sends the resulting asset account number along with the private code. The ATM decrypt the response, displays [Col. 41, lines 1-8] the private code and examines response to see whether or not the individual is performing a standard account access [e.g. accessibility attribute], or a "duress" account access [e.g. accessibility attribute], see also [38:53-60] An individual using a CST starts a session by providing identification by entering their biometric-PIC. The BIA constructs an Identification Request message, and send it to the DPC for verification. Once the system verifies the individual, the CST application can operate normally, though limited by the individual's previously assigned DPC privilege level., Furthermore [68:10-15] a financial transaction authorization service can decide to deny any request for over \$300 from low security BIA, requiring individuals to use higher security BIA to authorize such sums. The authorization service can also use the security level as a guide on how much to charge for the transaction, based on risk.**)

Hoffman is silent on but the analogous art Pu teaches means for receiving a series of entries of the biometric signal (**Pu, col. 2, lines 18-22; col. 5, lines 25-46**), said series being characterized

Art Unit: 2438

according to at least one of the number of said entries and a duration of each said entry (*Pu, col. 5, lines 50-55*); means for mapping said series into an instruction (*col. 5, lines 54-67*).

Therefore, one of ordinary skilled artisan would have been motivated to modify t Hoffman with the idea of receiving a series of entries of the biometric signal, said series being characterized according to at least one of the number of said entries and a duration of each said entry; mapping said series into an instruction as taught by Pu because the use of Pu could provide the Biometric Input Device of Hoffman [Hoffman, fig. 3, item 12] the ability to include at least one of the number of said entries and a duration of each said entry, mapping said series into an instruction to implement high security of the system by using secret sequence codes formed by body parts (*Pu, col. 3, lines 21-23*).

Regarding claim 14, Hoffman teaches a transmitter sub-system for operating in a system for providing secure access to a controlled item, the system comprising:

a database of biometric signatures (*col. 44, lines 33-35: IBD Individual Biometric Database identifies individuals from their biometric and PIC code. See col. 8, lines 35-36*);

a receiver sub-system comprising means for receiving a secure access signal transmitted by the transmitter sub-system (*See col. 40, lines 59-62: Individual enters their biometric into the BIA, DPC is receiving biometric input by the ATM*), and

means for providing conditional access to the controlled item dependent upon information conveyed in the secure access signal (*see [Col. 40, lines 62-67] the Data processing center (DPC) validates the biometric-PIC and sends the resulting asset account number along with the private code. The ATM decrypt the response, displays [Col. 41, lines 1-8] the private code and examines response to see whether or not the individual is performing a standard account access [e.g. accessibility attribute], or a "duress" account access [e.g. accessibility attribute], see also [38:53-60] An individual using a CST starts a session by providing identification by entering their biometric-PIC. The BIA constructs an Identification Request message, and send it to the DPC for verification. Once the system verifies the individual, the CST application can operate normally, though limited by the individual's previously assigned DPC privilege level., Furthermore [68:10-15]*

Art Unit: 2438

a financial transaction authorization service can decide to deny any request for over \$300 from low security BIA, requiring individuals to use higher security BIA to authorize such sums. The authorization service can also use the security level as a guide on how much to charge for the transaction, based on risk.); wherein the transmitter subsystem comprises:

a biometric sensor for receiving a biometric signal (fig.3, ref. 12; col. 13, lines 2-8: ***Biometric input device 11, which has a biometric scanner. The Biometric scanners can be any one of fingerprint scanner, voice recognition, palm print scanner, retinal scanner or the like.***);

means for enrolling relevant signatures into the database using the biometric sensor (Col. 7, lines 24-27: ***During a registration step, the individual is to register with the system an authenticated biometric sample, a personal identification code and a private code. Col. 36, lines 42-50***); wherein the means for enrolling relevant signatures into the database of biometric signatures comprises:

means for enrolling relevant signatures into the database according to the instruction (Col. 7, lines 24-27: ***During a registration step, the individual is to register with the system an authenticated biometric sample, a personal identification code and a private code. Col. 36, lines 42-50***);

means for matching the biometric signal against members of the database of biometric signatures to thereby output an accessibility attribute if the matching is authenticated; and means for emitting the secure access signal conveying said information dependent upon said accessibility attribute (***see col. 8, lines 29-33: comparison of the biometric sample taken from said first individual with any previously stored biometric samples in said selected personal identification code-basket to make sure that the biometric sample entered by said first individual is algorithmically unique from the previously stored at least one biometric sample provided by at least one second individual; see col. 8, lines 46-50, 54-55: comparison of the entered biometric sample from said first individual with said at***

least one stored biometric sample from said at least one second individual in said entered personal identification code-basket for producing either a successful or failed identification result; an output step wherein said identification result or said determination is externalized and displayed, and; a presentation step wherein on successful identification of said first individual, said private code is presented to said first individual) .

Hoffman is silent on but the analogous art Pu teaches means for receiving a series of entries of the biometric signal (*Pu, col. 2, lines 18-22; col. 5, lines 25-46*), said series being characterized according to at least one of the number of said entries and a duration of each said entry (*Pu, col. 5, lines 50-55*); means for mapping said series into an instruction (*col. 5, lines 54-67*).

Therefore, one of ordinary skilled artisan would have been motivated to modify t Hoffman with the idea of receiving a series of entries of the biometric signal, said series being characterized according to at least one of the number of said entries and a duration of each said entry; mapping said series into an instruction as taught by Pu because the use of Pu could provide the Biometric Input Device of Hoffman [Hoffman, *fig. 3, item 12*] the ability to include at least one of the number of said entries and a duration of each said entry, mapping said series into an instruction to implement high security of the system by using secret sequence codes formed by body parts (*Pu, col. 3, lines 21-23*).

Regarding claim 2, Hoffman further teaches a system according to claim 1, wherein the biometric sensor and the transmitter are located in a remote portable key fob (*see col. 13, lines 45-50; col. 14, lines 37-40, 46-51*).

Claim 15 recites similar limitations to claim 2, mutatis mutandis, the subject matter of claim 15 which are therefore also considered to be taught by Hoffman as above.

Regarding claim 9, Hoffman further teaches a system according to claim 1, further comprising a control panel for receiving the information and for providing the secure access requested (*see col. 6, lines 35-45; col. 40, lines 25-34*).

Art Unit: 2438

Regarding claim 10, Hoffman further teaches a system according to claim 9 wherein the control panel includes a converter for receiving the secure wireless signal and for outputting the information (**see col. 13, lines 45-50; col. 14, lines 37-40; col. 17, BIA Hardware, Wireless model**).

Regarding claim 11, Hoffman further teaches a system according to claim 9, wherein the biometric sensor authenticates the identity of the user by comparing a biometric input from the user with a biometric signature for the user in the biometric database (**Hoffman, col. 8, lines 29-50, comparison of entered biometric sample with the stored biometric sample**).

Regarding claim 12, Hoffman further teaches a system according to claim 9, wherein the secure wireless signal comprises an RF carrier and a rolling code (**Hoffman, col. 14, lines 18-24**).

Regarding claim 13, Hoffman further teaches a system according to claim 10, wherein the secure wireless signal comprises an RF carrier and a rolling code, and the converter converts the rolling code to the Wiegand protocol (**Hoffman, col. 14, lines 18-24**).

Allowable Subject Matter

Claims 3 and 16 would be allowable if rewritten to overcome objection, the rejection(s) under 35 U.S.C. 112(b) or 35 U.S.C. 112 (pre-AIA), 2nd paragraph, filed terminal disclaimer to overcome non-obviousness type double patenting rejection set forth in this Office action and to include all of the limitations of the base claim and any intervening claims. Dependent claims 4-8 and 17-20 would also be allowable by virtue of their dependency to the allowable claims.

Conclusion

The prior art made of record and not relied upon is considered pertinent to applicant's disclosure. See PTO-892.

Any inquiry concerning this communication or earlier communications from the examiner should be directed to SHAWNCHOY RAHMAN whose telephone number is (571)270-7471. The examiner can normally be reached on Monday to Friday: 9:00 AM - 5:00 PM.

Art Unit: 2438

If attempts to reach the examiner by telephone are unsuccessful, the examiner's supervisor, TAGHI T. ARANI can be reached on 5712723787. The fax phone number for the organization where this application or proceeding is assigned is 571-273-8300.

Information regarding the status of an application may be obtained from the Patent Application Information Retrieval (PAIR) system. Status information for published applications may be obtained from either Private PAIR or Public PAIR. Status information for unpublished applications is available through Private PAIR only. For more information about the PAIR system, see <http://pair-direct.uspto.gov>. Should you have questions on access to the Private PAIR system, contact the Electronic Business Center (EBC) at 866-217-9197 (toll-free). If you would like assistance from a USPTO Customer Service Representative or access to the automated information system, call 800-786-9199 (IN USA OR CANADA) or 571-272-1000.

/SHAWNCHOY RAHMAN/
Primary Examiner, Art Unit 2438

| | | | |
|-----------------------------------|---------------------------------------|--|-------------|
| Notice of References Cited | Application/Control No. 15/000,818 | Applicant(s)/Patent Under Reexamination BURKE, CHRISTOPHER JOHN | |
| | Examiner SHAWNCHOY RAHMAN | Art Unit 2438 | Page 1 of 1 |

U.S. PATENT DOCUMENTS

| * | | Document Number Country Code-Number-Kind Code | Date MM-YYYY | Name | CPC Classification | US Classification |
|---|---|--|-----------------|--------------|--------------------|-------------------|
| * | A | US-5,109,428 A | 04-1992 | Igaki; Seigo | A61B5/1172 | 356/71 |
| * | B | US-5,933,515 A | 08-1999 | Pu; Allen | G06K9/00006 | 340/5.53 |
| * | C | US-7,152,045 B2 | 12-2006 | Hoffman; Ned | G06F21/32 | 235/379 |
| | D | US- | | | | |
| | E | US- | | | | |
| | F | US- | | | | |
| | G | US- | | | | |
| | H | US- | | | | |
| | I | US- | | | | |
| | J | US- | | | | |
| | K | US- | | | | |
| | L | US- | | | | |
| | M | US- | | | | |

FOREIGN PATENT DOCUMENTS

| * | | Document Number Country Code-Number-Kind Code | Date MM-YYYY | Country | Name | CPC Classification |
|---|---|--|-----------------|---------|------|--------------------|
| | N | | | | | |
| | O | | | | | |
| | P | | | | | |
| | Q | | | | | |
| | R | | | | | |
| | S | | | | | |
| | T | | | | | |

NON-PATENT DOCUMENTS

| * | | Include as applicable: Author, Title Date, Publisher, Edition or Volume, Pertinent Pages) |
|---|---|---|
| | U | |
| | V | |
| | W | |
| | X | |

*A copy of this reference is not being furnished with this Office action. (See MPEP § 707.05(a).)
Dates in MM-YYYY format are publication dates. Classifications may be US or foreign.




UNITED STATES PATENT AND TRADEMARK OFFICE

UNITED STATES DEPARTMENT OF COMMERCE
 United States Patent and Trademark Office
 Address: COMMISSIONER FOR PATENTS
 P.O. Box 1450
 Alexandria, Virginia 22313-1450
 www.uspto.gov

BIB DATA SHEET

CONFIRMATION NO. 3841

| SERIAL NUMBER | FILING or 371(c) DATE | CLASS | GROUP ART UNIT | ATTORNEY DOCKET NO. | | |
|--|---|--|-------------------------|---|---------------------|---------------------------|
| 15/000,818 | 01/19/2016 | 726 | 2438 | 12838/9 | | |
| APPLICANTS Securicom (NSW) {Pty. Ltd., Ramsgate, NSW, AUSTRALIA; INVENTORS Christopher John Burke, Ramsgate, AUSTRALIA; ** CONTINUING DATA ***** This application is a CON of 13/572,166 08/10/2012 PAT 9269208 which is a CON of 10/568,207 06/04/2008 PAT 8266442 which is a 371 of PCT/AU2004/001083 08/13/2004 ** FOREIGN APPLICATIONS ***** AUSTRALIA 2003904317 08/13/2003 ** IF REQUIRED, FOREIGN FILING LICENSE GRANTED ** ** SMALL ENTITY ** 02/03/2016 | | | | | | |
| Foreign Priority claimed | <input type="checkbox"/> Yes <input checked="" type="checkbox"/> No | <input type="checkbox"/> Met after Allowance | STATE OR COUNTRY | SHEETS DRAWINGS | TOTAL CLAIMS | INDEPENDENT CLAIMS |
| 35 USC 119(a-d) conditions met | <input type="checkbox"/> Yes <input checked="" type="checkbox"/> No | | AUSTRALIA | 10 | 20 | 2 |
| Verified and | /SHAWNCHOY RAHMAN/ Examiner's Signature | Initials | | | | |
| Acknowledged | | | | | | |
| ADDRESS | | | | | | |
| BGL P.O. BOX 10395 CHICAGO, IL 60610 UNITED STATES | | | | | | |
| TITLE | | | | | | |
| REMOTE ENTRY SYSTEM | | | | | | |
| FILING FEE RECEIVED | FEES: Authority has been given in Paper No. _____ to charge/credit DEPOSIT ACCOUNT No. _____ for following: | | | <input type="checkbox"/> All Fees <input type="checkbox"/> 1.16 Fees (Filing) <input type="checkbox"/> 1.17 Fees (Processing Ext. of time) <input type="checkbox"/> 1.18 Fees (Issue) <input type="checkbox"/> Other _____ <input type="checkbox"/> Credit | | |
| 800 | | | | | | |

| | | |
|--|--|---|
| <i>Index of Claims</i>  | Application/Control No. 15000818 | Applicant(s)/Patent Under Reexamination BURKE, CHRISTOPHER JOHN |
| | Examiner SHAWNCHOY RAHMAN | Art Unit 2438 |

| | |
|---|-----------------|
| ✓ | Rejected |
| = | Allowed |

| | |
|---|-------------------|
| - | Cancelled |
| ÷ | Restricted |

| | |
|---|---------------------|
| N | Non-Elected |
| I | Interference |

| | |
|---|-----------------|
| A | Appeal |
| O | Objected |

Claims renumbered in the same order as presented by applicant
 CPA
 T.D.
 R.1.47

| CLAIM | | DATE | | | | | | | | | |
|-------|----------|------------|--|--|--|--|--|--|--|--|--|
| Final | Original | 06/26/2016 | | | | | | | | | |
| | 1 | ✓ | | | | | | | | | |
| | 2 | ✓ | | | | | | | | | |
| | 3 | ✓ | | | | | | | | | |
| | 4 | ✓ | | | | | | | | | |
| | 5 | ✓ | | | | | | | | | |
| | 6 | ✓ | | | | | | | | | |
| | 7 | ✓ | | | | | | | | | |
| | 8 | ✓ | | | | | | | | | |
| | 9 | ✓ | | | | | | | | | |
| | 10 | ✓ | | | | | | | | | |
| | 11 | ✓ | | | | | | | | | |
| | 12 | ✓ | | | | | | | | | |
| | 13 | ✓ | | | | | | | | | |
| | 14 | ✓ | | | | | | | | | |
| | 15 | ✓ | | | | | | | | | |
| | 16 | ✓ | | | | | | | | | |
| | 17 | ✓ | | | | | | | | | |
| | 18 | ✓ | | | | | | | | | |
| | 19 | ✓ | | | | | | | | | |
| | 20 | ✓ | | | | | | | | | |

EAST Search History

EAST Search History (Prior Art)

| Ref # | Hits | Search Query | DBs | Default Operator | Plurals | Time Stamp |
|-------|------|--|---|------------------|---------|----------------------|
| S1 | 656 | (biometric fingerprint) with (key near fob) | US-PGPUB; USPAT; USOCR; FPRS; EPO; JPO; DERWENT; IBM_TDB | OR | ON | 2014/03/18: 12:45 |
| S2 | 275 | (biometric fingerprint) with (key near fob) and (audit\$ examin\$3 investigat\$3) | US-PGPUB; USPAT; USOCR; FPRS; EPO; JPO; DERWENT; IBM_TDB | OR | ON | 2014/03/18: 12:47 |
| S3 | 49 | (biometric fingerprint) with (key near fob) and (audit\$ examin\$3 investigat\$3) and (@ad OR @pd OR @rlad OR @ptad) < "20040813" | US-PGPUB; USPAT; USOCR; FPRS; EPO; JPO; DERWENT; IBM_TDB | OR | ON | 2014/03/18: 12:48 |
| S4 | 43 | (biometric fingerprint) with (key near fob) and (audit\$ examin\$3 investigat\$3) and (@ad OR @pd OR @rlad OR @ptad) < "20030813" | US-PGPUB; USPAT; USOCR; FPRS; EPO; JPO; DERWENT; IBM_TDB | OR | ON | 2014/03/18: 12:51 |
| S5 | 0 | (biometric fingerprint) with (remote near key near fob) and (audit\$ examin\$3 investigat\$3) and (@ad OR @pd OR @rlad OR @ptad) < "20030813" | US-PGPUB; USPAT; USOCR; FPRS; EPO; JPO; DERWENT; IBM_TDB | OR | ON | 2014/03/18: 12:52 |
| S6 | 0 | (biometric fingerprint) with (remote near2 key near fob) and (audit\$ examin\$3 investigat\$3) and (@ad OR @pd OR @rlad OR @ptad) < "20030813" | US-PGPUB; USPAT; USOCR; FPRS; EPO; JPO; DERWENT; IBM_TDB | OR | ON | 2014/03/18: 12:53 |
| S7 | 2 | ("8266442").PN. | US-PGPUB; USPAT; USOCR; FPRS; EPO; JPO; DERWENT; IBM_TDB | OR | ON | 2014/03/19: 12:36 |
| S8 | 2 | "20120278863" | US-PGPUB; USPAT; USOCR; FPRS; EPO; JPO; DERWENT; IBM_TDB | OR | ON | 2014/03/19: 12:42 |
| S9 | 2 | "20120311346" | US-PGPUB; USPAT; | OR | ON | 2014/03/19: 12:43 |

| | | | | | | |
|-----|-------|---|---|----|-----|---------------------|
| | | | USOCR; FPRS; EPO; JPO; DERWENT; IBM_TDB | | | |
| S10 | 2 | "20120311343" | US-PGPUB; USPAT; USOCR; FPRS; EPO; JPO; DERWENT; IBM_TDB | OR | ON | 2014/03/19 12:43 |
| S11 | 29 | ((Christopher) near2 (Burke)).INV. | US-PGPUB; USPAT; USOCR | OR | ON | 2014/03/19 15:33 |
| S12 | 16349 | (713/182-186,168).CCLS. | US-PGPUB; USPAT; USOCR; FPRS; EPO; JPO; DERWENT; IBM_TDB | OR | OFF | 2014/03/19 15:34 |
| S13 | 23869 | (726/2,7,26-30).CCLS. | US-PGPUB; USPAT; USOCR; FPRS; EPO; JPO; DERWENT; IBM_TDB | OR | OFF | 2014/03/19 15:34 |
| S14 | 33433 | (709/224-225).CCLS. | US-PGPUB; USPAT; USOCR; FPRS; EPO; JPO; DERWENT; IBM_TDB | OR | OFF | 2014/03/19 15:35 |
| S15 | 738 | biometric with identif\$7 same (access near2 (right privilege control)) and (((unconditional unlimited) near2 access) duress alert telemetry) | US-PGPUB; USPAT; USOCR; FPRS; EPO; JPO; DERWENT; IBM_TDB | OR | ON | 2014/03/19 15:35 |
| S16 | 33 | (enroll\$3 register\$3) with (((biometric adj image) biometric (fingerprint adj image) fingerprint) near (sequence array)) | US-PGPUB; USPAT; USOCR; FPRS; EPO; JPO; DERWENT; IBM_TDB | OR | ON | 2014/03/19 15:35 |
| S17 | 4829 | assign\$3 with (access near (right privilege)) | US-PGPUB; USPAT; USOCR; FPRS; EPO; JPO; DERWENT; IBM_TDB | OR | ON | 2014/03/19 15:35 |
| S18 | 1377 | (access near (right privilege)) same (((biometric adj image) biometric (fingerprint adj image) fingerprint) | US-PGPUB; USPAT; USOCR; FPRS; EPO; JPO; DERWENT; IBM_TDB | OR | ON | 2014/03/19 15:36 |
| S19 | 174 | S17 and S18 | US-PGPUB; USPAT; USOCR; FPRS; EPO; JPO; DERWENT; | OR | ON | 2014/03/19 15:36 |

| | | | | | | |
|-----|------|--|---|----|----|---------------------|
| | | | IBM_TDB | | | |
| S20 | 26 | S12 and S19 | US-PGPUB; USPAT; USOCR; FPRS; EPO; JPO; DERWENT; IBM_TDB | OR | ON | 2014/03/19 15:36 |
| S21 | 24 | S13 and S19 | US-PGPUB; USPAT; USOCR; FPRS; EPO; JPO; DERWENT; IBM_TDB | OR | ON | 2014/03/19 15:37 |
| S22 | 4 | S14 and S19 | US-PGPUB; USPAT; USOCR; FPRS; EPO; JPO; DERWENT; IBM_TDB | OR | ON | 2014/03/19 15:37 |
| S23 | 23 | S15 and S19 | US-PGPUB; USPAT; USOCR; FPRS; EPO; JPO; DERWENT; IBM_TDB | OR | ON | 2014/03/19 15:37 |
| S24 | 65 | S12 and S15 | US-PGPUB; USPAT; USOCR; FPRS; EPO; JPO; DERWENT; IBM_TDB | OR | ON | 2014/03/19 15:37 |
| S25 | 41 | S13 and S15 | US-PGPUB; USPAT; USOCR; FPRS; EPO; JPO; DERWENT; IBM_TDB | OR | ON | 2014/03/19 15:37 |
| S26 | 11 | S14 and S15 | US-PGPUB; USPAT; USOCR; FPRS; EPO; JPO; DERWENT; IBM_TDB | OR | ON | 2014/03/19 15:37 |
| S27 | 27 | S15 and S17 | US-PGPUB; USPAT; USOCR; FPRS; EPO; JPO; DERWENT; IBM_TDB | OR | ON | 2014/03/19 15:37 |
| S28 | 165 | S15 and S18 | US-PGPUB; USPAT; USOCR; FPRS; EPO; JPO; DERWENT; IBM_TDB | OR | ON | 2014/03/19 15:37 |
| S29 | 1377 | (access near (right privilege)) same ((biometric adj image) biometric (fingerprint adj image) fingerprint) | US-PGPUB; USPAT; USOCR; FPRS; EPO; JPO; DERWENT; | OR | ON | 2014/03/19 15:38 |

| | | | IBM_TDB | | | |
|-----|-------|--|---|----|-----|---------------------|
| S30 | 131 | (assign\$3 provid\$3) with (access adj (right privilege)) same (biometric fingerprint) | US-PGPUB; USPAT; USOCR; FPRS; EPO; JPO; DERWENT; IBM_TDB | OR | ON | 2014/03/19 15:38 |
| S31 | 94 | (biometric fingerprint) with ((multiple plural consecutive sequential successive) near2 entr\$3) | US-PGPUB; USPAT; USOCR; FPRS; EPO; JPO; DERWENT; IBM_TDB | OR | ON | 2014/11/06 13:34 |
| S32 | 33 | (biometric fingerprint) with ((multiple plural consecutive sequential successive) near2 entr\$3) and (@ad OR @pd OR @riad OR @ptad) < "20030813" | US-PGPUB; USPAT; USOCR; FPRS; EPO; JPO; DERWENT; IBM_TDB | OR | ON | 2014/11/06 13:34 |
| S33 | 18809 | (713/182-186,168).CCLS. | US-PGPUB; USPAT; USOCR; FPRS; EPO; JPO; DERWENT; IBM_TDB | OR | OFF | 2014/11/06 13:35 |
| S34 | 2 | S33 and S32 | US-PGPUB; USPAT; USOCR; FPRS; EPO; JPO; DERWENT; IBM_TDB | OR | ON | 2014/11/06 13:35 |
| S35 | 29312 | (726/2,7,26-30).CCLS. | US-PGPUB; USPAT; USOCR; FPRS; EPO; JPO; DERWENT; IBM_TDB | OR | OFF | 2014/11/06 13:35 |
| S36 | 0 | S35 and S32 | US-PGPUB; USPAT; USOCR; FPRS; EPO; JPO; DERWENT; IBM_TDB | OR | ON | 2014/11/06 13:35 |
| S37 | 39035 | (709/224-225).CCLS. | US-PGPUB; USPAT; USOCR; FPRS; EPO; JPO; DERWENT; IBM_TDB | OR | OFF | 2014/11/06 13:35 |
| S38 | 0 | S37 and S32 | US-PGPUB; USPAT; USOCR; FPRS; EPO; JPO; DERWENT; IBM_TDB | OR | ON | 2014/11/06 13:35 |
| S39 | 36 | ((Christopher) near2 (Burke)).INV. | US-PGPUB; USPAT; USOCR | OR | ON | 2014/11/06 13:35 |
| S40 | 0 | S39 and S31 | US-PGPUB; USPAT; | OR | ON | 2014/11/06 13:35 |

| | | | | | | |
|-----|----|---|---|----|----|---------------------|
| | | | USOCR; FPRS; EPO; JPO; DERWENT; IBM_TDB | | | |
| S41 | 10 | (biometric fingerprint) with ((consecutive sequential successive) near2 entr\$3) and (@ad OR @pd OR @rlad OR @ptad) < "20030813" | US-PGPUB; USPAT; USOCR; FPRS; EPO; JPO; DERWENT; IBM_TDB | OR | ON | 2014/11/06 13:36 |
| S42 | 17 | (calculat\$3 detect\$3 identify\$3) with (number near5 (biometric near2 entr\$3)) | US-PGPUB; USPAT; USOCR; FPRS; EPO; JPO; DERWENT; IBM_TDB | OR | ON | 2015/04/20 21:40 |
| S43 | 0 | (calculat\$3 detect\$3 identify\$3) with (duration near5 (biometric near2 entr\$3)) | US-PGPUB; USPAT; USOCR; FPRS; EPO; JPO; DERWENT; IBM_TDB | OR | ON | 2015/04/20 21:40 |
| S44 | 1 | (calculat\$3 detect\$3 identify\$3) with ((duration period time) near5 (biometric near2 entr\$3)) | US-PGPUB; USPAT; USOCR; FPRS; EPO; JPO; DERWENT; IBM_TDB | OR | ON | 2015/04/20 21:40 |
| S45 | 1 | (calculat\$3 detect\$3 identify\$3) with ((duration period time length span) near5 (biometric near2 entr\$3)) | US-PGPUB; USPAT; USOCR; FPRS; EPO; JPO; DERWENT; IBM_TDB | OR | ON | 2015/04/20 21:41 |
| S46 | 14 | ((duration period time length span) near5 (biometric near2 entr\$3)) | US-PGPUB; USPAT; USOCR; FPRS; EPO; JPO; DERWENT; IBM_TDB | OR | ON | 2015/04/21 10:42 |
| S47 | 0 | (duration (time near2 (period length span))) with ((each multiple plural) near5 (biometric near2 entr\$3)) | US-PGPUB; USPAT; USOCR; FPRS; EPO; JPO; DERWENT; IBM_TDB | OR | ON | 2015/04/21 10:47 |
| S48 | 0 | (duration (time near5 (period length span))) with ((each multiple plural) near5 (biometric near2 entr\$3)) | US-PGPUB; USPAT; USOCR; FPRS; EPO; JPO; DERWENT; IBM_TDB | OR | ON | 2015/04/21 10:47 |
| S49 | 23 | (duration (time near5 (period length span))) with (biometric near2 entr\$3) | US-PGPUB; USPAT; USOCR; FPRS; EPO; JPO; DERWENT; IBM_TDB | OR | ON | 2015/04/21 10:47 |
| S50 | 8 | (biometric fingerprint) SAME ((consecutive sequential successive) | US-PGPUB; USPAT; | OR | ON | 2015/04/21 11:15 |

| | | | | | | |
|-----|-------|--|--|----|----|------------------|
| | | near2 entr\$3) SAME ((number count\$3) near5 entr\$3) AND (@ad OR @pd OR @rlad OR @ptad) < "20030813" | USOCR; FPRS; EPO; JPO; DERWENT; IBM_TDB | | | |
| S51 | 13 | (biometric fingerprint) SAME ((consecutive sequential successive) near2 entr\$3) AND ((number count\$3) near5 entr\$3) AND (@ad OR @pd OR @rlad OR @ptad) < "20030813" | US-PGPUB; USPAT; USOCR; FPRS; EPO; JPO; DERWENT; IBM_TDB | OR | ON | 2015/04/21 11:16 |
| S52 | 55 | (duration (time near5 (period length span))) with ((biometric fingerprint (retina near2 scan)) near5 entr\$3) | US-PGPUB; USPAT; USOCR; FPRS; EPO; JPO; DERWENT; IBM_TDB | OR | ON | 2015/04/21 11:25 |
| S53 | 19 | (duration (time near5 (period length span))) with ((biometric fingerprint (retina near2 scan)) near5 entr\$3) and (@ad OR @pd OR @rlad OR @ptad) < "20030813" | US-PGPUB; USPAT; USOCR; FPRS; EPO; JPO; DERWENT; IBM_TDB | OR | ON | 2015/04/21 11:25 |
| S54 | 161 | "5109428" | US-PGPUB; USPAT; USOCR; FPRS; EPO; JPO; DERWENT; IBM_TDB | OR | ON | 2015/04/21 12:15 |
| S55 | 4 | "5109428".PN. | US-PGPUB; USPAT; USOCR; FPRS; EPO; JPO; DERWENT; IBM_TDB | OR | ON | 2015/04/21 12:15 |
| S56 | 3 | (biometric fingerprint) same ((consecutive successive) near2 entr\$3) and (@ad OR @pd OR @rlad OR @ptad) < "20030813" | US-PGPUB; USPAT; USOCR; FPRS; EPO; JPO; DERWENT; IBM_TDB | OR | ON | 2015/04/21 12:20 |
| S57 | 43 | (biometric fingerprint) same ((consecutive successive multiple) near2 entr\$3) and (@ad OR @pd OR @rlad OR @ptad) < "20030813" | US-PGPUB; USPAT; USOCR; FPRS; EPO; JPO; DERWENT; IBM_TDB | OR | ON | 2015/04/21 12:22 |
| S58 | 2 | "6195447".PN. | US-PGPUB; USPAT; USOCR; FPRS; EPO; JPO; DERWENT; IBM_TDB | OR | ON | 2015/04/21 13:12 |
| S59 | 2 | "6229906".PN. | US-PGPUB; USPAT; USOCR; FPRS; EPO; JPO; DERWENT; IBM_TDB | OR | ON | 2015/04/21 13:41 |
| S60 | 93012 | (G07C9/00158 or G06F21/35 or H04W12/08 or H04L63/0861 or | US-PGPUB; USPAT; | OR | ON | 2015/04/22 21:24 |

| | | | | | | |
|-----|-----|---|---|----|----|---------------------|
| | | G06F21/32 or H04W84/18 or H04W84/12).cpc. | USOCR; FPRS; EPO; JPO; DERWENT; IBM_TDB | | | |
| S61 | 55 | (duration (time near5 (period length span))) with ((biometric fingerprint (retina near2 scan)) near5 entr\$3) | US-PGPUB; USPAT; USOCR; FPRS; EPO; JPO; DERWENT; IBM_TDB | OR | ON | 2015/04/22 21:25 |
| S62 | 17 | S60 and S61 | US-PGPUB; USPAT; USOCR; FPRS; EPO; JPO; DERWENT; IBM_TDB | OR | ON | 2015/04/22 21:25 |
| S63 | 56 | (duration (time near5 (period length span))) and ((series sequence\$1) near5 (biometric fingerprint (retina near2 scan)) near5 entr\$3) | US-PGPUB; USPAT; USOCR; FPRS; EPO; JPO; DERWENT; IBM_TDB | OR | ON | 2015/09/09 11:55 |
| S64 | 56 | (duration (time near5 (period length span))) and ((series sequence\$1) near5 (biometric fingerprint (retina near2 scan)) near5 entr\$3) | US-PGPUB; USPAT; USOCR; FPRS; EPO; JPO; DERWENT; IBM_TDB | OR | ON | 2015/09/09 13:14 |
| S65 | 56 | (duration (time near5 (period length span))) and ((series sequence\$1) near5 (biometric fingerprint (retina near2 scan)) near5 entr\$3) | US-PGPUB; USPAT; USOCR; FPRS; EPO; JPO; DERWENT; IBM_TDB | OR | ON | 2015/10/01 13:36 |
| S66 | 23 | S65 AND (G07C9/00158 or G06F21/35 or H04W12/08 or H04L63/0861 or G06F21/32 or H04W84/18 or H04W84/12).cpc. | US-PGPUB; USPAT; USOCR; FPRS; EPO; JPO; DERWENT; IBM_TDB | OR | ON | 2015/10/01 13:36 |
| S67 | 12 | S65 and (@ad OR @pd OR @rlad OR @ptad) < "20030813" | US-PGPUB; USPAT; USOCR; FPRS; EPO; JPO; DERWENT; IBM_TDB | OR | ON | 2015/10/01 13:37 |
| S68 | 108 | ((series sequence\$1) near5 (biometric fingerprint (retina near2 scan)) near5 entr\$3) | US-PGPUB; USPAT; USOCR; FPRS; EPO; JPO; DERWENT; IBM_TDB | OR | ON | 2015/10/01 14:41 |
| S69 | 23 | S66 AND (G07C9/00158 or G06F21/35 or H04W12/08 or H04L63/0861 or G06F21/32 or H04W84/18 or H04W84/12).cpc. | US-PGPUB; USPAT; USOCR; FPRS; EPO; JPO; DERWENT; IBM_TDB | OR | ON | 2015/10/01 14:42 |
| S70 | 20 | S68 and (@ad OR @pd OR @rlad OR @ptad) < "20030813" | US-PGPUB; USPAT; | OR | ON | 2015/10/01 14:43 |

| | | | | | | |
|-----|--------|---|---|----|-----|---------------------|
| | | | USOCR; FPRS; EPO; JPO; DERWENT; IBM_TDB | | | |
| S71 | 46 | S68 AND (G07C9/00158 or G06F21/35 or H04W12/08 or H04L63/0861 or G06F21/32 or H04W84/18 or H04W84/12).cpc. | US-PGPUB; USPAT; USOCR; FPRS; EPO; JPO; DERWENT; IBM_TDB | OR | ON | 2015/10/01 14:43 |
| S73 | 121159 | (G06F21/32 or G06F21/35 or H04L63/0861 or H04W12/08 or G07C9/00158 or H04W84/18 or H04W84/12).cpc. | US-PGPUB; USPAT; USOCR; FPRS; EPO; JPO; DERWENT; IBM_TDB | OR | ON | 2016/06/26 10:15 |
| S74 | 1023 | biometric with identif\$7 same (access near2 (right privilege control)) and (((unconditional unlimited) near2 access) duress alert telemetry) | US-PGPUB; USPAT; USOCR; FPRS; EPO; JPO; DERWENT; IBM_TDB | OR | ON | 2016/06/26 10:16 |
| S75 | 120 | ((series sequence\$1) near5 (biometric fingerprint (retina near2 scan)) near5 entr\$3) | US-PGPUB; USPAT; USOCR; FPRS; EPO; JPO; DERWENT; IBM_TDB | OR | ON | 2016/06/26 10:16 |
| S76 | 1 | S74 AND S75 | US-PGPUB; USPAT; USOCR; FPRS; EPO; JPO; DERWENT; IBM_TDB | OR | ON | 2016/06/26 10:16 |
| S77 | 163 | S73 AND S74 | US-PGPUB; USPAT; USOCR; FPRS; EPO; JPO; DERWENT; IBM_TDB | OR | ON | 2016/06/26 10:16 |
| S78 | 53 | S73 AND S75 | US-PGPUB; USPAT; USOCR; FPRS; EPO; JPO; DERWENT; IBM_TDB | OR | ON | 2016/06/26 10:16 |
| S79 | 5 | ((("SECURICOM") near3 ("NSW") near3 ("PTY") near3 ("LTD")).AS. | USPAT | OR | OFF | 2016/06/26 10:17 |
| S80 | 47 | ((Christopher) near2 (Burke)).INV. | US-PGPUB; USPAT; USOCR | OR | ON | 2016/06/26 10:17 |
| S81 | 5 | S79 AND S80 | US-PGPUB; USPAT; USOCR; FPRS; EPO; JPO; DERWENT; IBM_TDB | OR | ON | 2016/06/26 10:17 |
| S82 | 47 | S79 OR S80 | US-PGPUB; USPAT; USOCR; FPRS; | OR | ON | 2016/06/26 10:18 |


| | | | | | | |
|-----|----|---|---|----|-----|---------------------|
| | | | EPO; JPO; DERWENT; IBM_TDB | | | |
| S83 | 0 | S74 AND S82 | US-PGPUB; USPAT; USOCR; FPRS; EPO; JPO; DERWENT; IBM_TDB | OR | ON | 2016/06/26 10:18 |
| S84 | 22 | ("7152045" "6229906" "6992562" "20030126439" "7174017" "6992562" "20020038818" "5933515" "5109428" "6195447" "20040042642").PN. | US-PGPUB; USPAT; USOCR; FPRS; EPO; JPO; DERWENT; IBM_TDB | OR | OFF | 2016/06/26 10:30 |

EAST Search History (I nterference)

| Ref # | Hits | Search Query | DBs | Default Operator | Plurals | Time Stamp |
|-------|------|--|------------------------|------------------|---------|---------------------|
| S72 | 4 | ((duration (time near5 (period length span))) and ((series sequence\$1) near5 (biometric fingerprint (retina near2 scan)) near5 entr\$3) and (map\$4 match\$3) and database).CLM. | US- PGPUB; USPAT | OR | ON | 2015/10/01 13:28 |

6/ 26/ 2016 10:36:08 AM

C:\ Users\ mrahman3\ Documents\ EAST\ Workspaces\ 13572166_First.wsp

| | | |
|--|--|---|
| Search Notes  | Application/Control No. 15000818 | Applicant(s)/Patent Under Reexamination BURKE, CHRISTOPHER JOHN |
| | Examiner SHAWNCHOY RAHMAN | Art Unit 2438 |

| CPC- SEARCHED | | |
|---------------|-----------|----------|
| Symbol | Date | Examiner |
| G06F21/32 | 6/26/2016 | SR |

| CPC COMBINATION SETS - SEARCHED | | |
|---------------------------------|------|----------|
| Symbol | Date | Examiner |
| | | |

| US CLASSIFICATION SEARCHED | | | |
|----------------------------|----------|------|----------|
| Class | Subclass | Date | Examiner |
| | | | |

| SEARCH NOTES | | |
|--|-----------|----------|
| Search Notes | Date | Examiner |
| Text search combined with CPC symbols | 6/26/2016 | SR |
| Inventor name, Assignee | 6/26/2016 | SR |
| Google Patent, Google Scholar, ACM, IEEE | 6/26/2016 | SR |

| INTERFERENCE SEARCH | | | |
|-------------------------|-------------------------|------|----------|
| US Class/ CPC Symbol | US Subclass / CPC Group | Date | Examiner |
| | | | |

| | |
|--|--|
| | |
|--|--|

CERTIFICATE OF ELECTRONIC FILING

I hereby certify that this correspondence is being filed electronically with the U.S. Patent and Trademark Office on

Date: October 19, 2016 Name: E. Brandon Nykiel (Reg. No. 62,972) Signature: /E. Brandon Nykiel/

IN THE UNITED STATES PATENT AND TRADEMARK OFFICE

In re Appln. of: Christopher John Burke

Appln. No.: 15/000,818

Filed: January 19, 2016

For: REMOTE ENTRY SYSTEM

Attorney Docket No: 12838/9

Examiner: Rahman,
Shawnochoy

Art Unit: 2438

Confirmation No. 3841

**AMENDMENT AND RESPONSE TO NON-FINAL
OFFICE ACTION MAILED JUNE 28, 2016**

MAIL STOP - Amendment
Commissioner for Patents
P.O. Box 1450
Alexandria, VA 22313-1450

Dear Sir or Madam:

In response to the non-final Office Action mailed June 28, 2016, please enter the following amendments and consider the following remarks.

Amendments to the Claims begin on page 2 of this paper.

Remarks begin on page 12 of this paper.

Amendments to the Claims

This listing of claims will replace all prior versions, and listings, of claims in the application.

Listing of the Claims:

What is claimed is:

1-20. (Cancelled)

21. (New) A system for providing secure access to a controlled item, the system comprising:

a memory comprising a database of biometric signatures;

a transmitter sub-system comprising:

a biometric sensor configured to receive a biometric signal;

a transmitter sub-system controller configured to match the biometric signal against members of the database of biometric signatures to thereby output an accessibility attribute; and

a transmitter configured to emit a secure access signal conveying information dependent upon said accessibility attribute; and

a receiver sub-system comprising:

a receiver sub-system controller configured to:

receive the transmitted secure access signal; and

provide conditional access to the controlled item dependent upon said information;

wherein the transmitter sub-system controller is further configured to:

receive a series of entries of the biometric signal, said series being characterised according to at least one of the number of said entries and a duration of each said entry;

map said series into an instruction; and

populate the data base according to the instruction, wherein the controlled item is one of: a locking mechanism of a physical access structure or an electronic lock on an electronic computing device.

22. (New) The system according to claim 21, wherein the transmitter sub-system controller is further configured to:

provide a signal for directing input of the series of entries of the biometric signal;

incorporate into the secure access signal an identification field identifying the biometric signal if the signal matches a member of the database; and

construct an audit trail of biometric signals provided to the biometric sensor in order to access the controlled item.

23. (New) The system according to claim 21, wherein the database of biometric signatures comprises signatures in at least one of a system administrator class, a system user class, and a duress class, the accessibility attribute comprising:

an access attribute if the biometric signal matches a member of the database of biometric signatures;

a duress attribute if the biometric signal matches a member of the database of biometric signatures and said member belongs to the duress class; and

an alert attribute if the biometric signal does not match a member of the database of biometric signatures.

24. (New) The system according to claim 21, wherein the biometric sensor is responsive to one of voice, retinal pattern, iris pattern, face pattern, and palm configuration, and/or the database of biometric signatures is located in at least one of the transmitter sub-system and the receiver sub-system.

25. (New) The system according to claim 21, wherein said conditional access comprises one of:

provision of access to the controlled item if the accessibility attribute comprises an access attribute:

provision of access to the controlled item and sounding of an alert if the accessibility attribute comprises a duress attribute; and

denial of access to the controlled item and sounding of an alert if the accessibility attribute comprises an alert attribute.

26. (New) The system as claimed in claim 21, wherein the biometric sensor is further configured to authenticate the identity of a user;

wherein the transmitter is further configured to transmit information capable of granting access to the controlled item using a secure wireless signal dependent upon a request from the user and the authentication of the user identity; and

the system further comprising a control panel configured to receive the information and provide the secure access requested.

27. (New) The system according to claim 26, wherein the control panel includes a converter configured to receive the secure wireless signal and output the information, and/or the biometric sensor is configured to authenticate the identity of the user by comparing a biometric input from the user with a biometric signature for the user in a biometric database, and/or the biometric sensor, the biometric database, and the transmitter are located in a remote fob.

28. (New) The system according to claim 27, wherein the secure wireless signal comprises an RF carrier and a rolling code, and the converter converts the rolling code to the Wiegand protocol.

29. (New) The system according to claim 21, wherein:
the transmitter sub-system and the receiver sub-system are collocated in the electronic computing device.

30. (New) A transmitter sub-system for operating in a system for providing secure access to a controlled item, wherein the transmitter sub-system comprises:
a biometric sensor configured to receiving a biometric signal;
a controller configured to match the biometric signal against members of a database of biometric signatures to thereby output an accessibility attribute; and

a transmitter configured to emit a secure access signal conveying said information dependent upon said accessibility attribute;

wherein the controller is further configured to:

receive a series of entries of the biometric signal, said series being characterised according to at least one of the number of said entries and a duration of each said entry;

map said series into an instruction; and

populate the database according to the instruction, wherein the controlled item is one of: a locking mechanism of a physical access structure or an electronic lock on an electronic computing device.

31. (New) A method for providing secure access to a controlled item in a system comprising a database of biometric signatures, a transmitter sub-system comprising a biometric sensor configured to receive a biometric signal, and a transmitter configured to emit a secure access signal capable of granting access to the controlled item, and a receiver sub-system comprising a receiver sub-system controller configured to receive the transmitted secure access signal, and provide conditional access to the controlled item dependent upon information in said secure access signal, the method comprising:

populating the database of biometric signatures by:

receiving a series of entries of the biometric signal;

determining at least one of the number of said entries and a duration of each said entry;

mapping said series into an instruction; and

populating the database according to the instruction;
receiving the biometric signal;
matching the biometric signal against members of the database of biometric signatures
to thereby output an accessibility attribute;
emitting a secure access signal conveying information dependent upon said
accessibility attribute; and
providing conditional access to the controlled item dependent upon said information,
wherein the controlled item is one of: a locking mechanism of a physical access structure or
an electronic lock on an electronic computing device.

32. (New) The method according to claim 31, wherein populating the database of
biometric signatures further comprises enrolling a biometric signature into the database of
biometric signatures, and wherein enrolling the biometric signature into the database
comprises:

receiving a biometric signal; and
enrolling the biometric signal as an administrator signature in response to the database
of biometric signatures being empty.

33. (New) The method according to claim 32, wherein enrolling the biometric signature
further comprises receiving another biometric signal to confirm the enrolling of the biometric
signal as an administrator signature, and wherein enrolling the biometric signature is
dependent upon generation of a feedback signal adapted to direct provision of at least one of
the biometric signal and the other biometric signal.

34. (New) A non-transitory computer readable storage medium storing a computer program comprising instructions, which when executed by processors causes the processors to:

- receive a series of entries of a biometric signal;
- determine at least one of a number of said entries and a duration of each of said entries;
- map said series into an instruction;
- populate a database of biometric signatures according to the instruction;
- receive the biometric signal;
- match the biometric signal against members of the database of biometric signatures to thereby output an accessibility attribute;
- emit a secure access signal conveying information dependent upon said accessibility attribute; and
- provide conditional access to a controlled item dependent upon said information, wherein the controlled item is one of: a locking mechanism of a physical access structure or an electronic lock on an electronic computing device.

35. (New) A system for providing secure access to a controlled item, the system comprising:

- a memory comprising a database of biometric signatures;
- a transmitter sub-system comprising:
 - a biometric sensor capable of receiving a biometric signal;

a transmitter sub-system controller capable of matching the biometric signal against members of the database of biometric signatures to thereby output an accessibility attribute; and

a transmitter capable of emitting a secure access signal conveying information dependent upon said accessibility attribute; and

a receiver sub-system comprising:

a receiver sub-system controller capable of:

receiving the transmitted secure access signal; and

providing conditional access to the controlled item dependent upon said information;

wherein the transmitter sub-system controller is further capable of:

receiving a series of entries of the biometric signal, said series being characterised according to at least one of the number of said entries and a duration of each said entry;

mapping said series into an instruction; and

populating the data base according to the instruction, wherein the controlled item is one of: a locking mechanism of a physical access structure or an electronic lock on an electronic computing device.

36. (New) A transmitter sub-system for operating in a system for providing secure access to a controlled item, wherein the transmitter sub-system comprises:

a biometric sensor capable of receiving a biometric signal;

a controller capable of matching the biometric signal against members of a database of biometric signatures to thereby output an accessibility attribute; and

a transmitter capable of emitting a secure access signal conveying said information dependent upon said accessibility attribute;

wherein the controller is further capable of:

receiving a series of entries of the biometric signal, said series being characterised according to at least one of the number of said entries and a duration of each said entry;

mapping said series into an instruction; and

populating the database according to the instruction, wherein the controlled item is one of: a locking mechanism of a physical access structure or an electronic lock on an electronic computing device.

37. (New) A method for providing secure access to a controlled item in a system comprising a database of biometric signatures, a transmitter sub-system comprising a biometric sensor capable of receiving a biometric signal, and a transmitter capable of emitting a secure access signal capable of granting access to the controlled item, and a receiver sub-system comprising a receiver sub-system controller capable of receiving the transmitted secure access signal, and providing conditional access to the controlled item dependent upon information in said secure access signal, the method comprising:

populating the database of biometric signatures by:

receiving a series of entries of the biometric signal;

determining at least one of the number of said entries and a duration of each said entry;

mapping said series into an instruction; and

populating the database according to the instruction;

receiving the biometric signal;

matching the biometric signal against members of the database of biometric signatures to thereby output an accessibility attribute;

emitting a secure access signal conveying information dependent upon said accessibility attribute; and

providing conditional access to the controlled item dependent upon said information, wherein the controlled item is one of: a locking mechanism of a physical access structure or an electronic lock on an electronic computing device.

Remarks

I. Introduction

Claims 21-37 are pending. In this Amendment and Response, claims 1-20 are cancelled; and claims 21-37 are added. No new matter is added. Applicant respectfully requests reconsideration in view of the amendments and the following remarks.

II. Claim Objections

In the Office Action, claims 2-13, and 15-20 were objected to on grounds it is unclear whether additional instances of “a system” and “a transmitter sub-system” refer to separate instances or are meant to refer back to the first instance from the independent claim. *See* Office Action dated June 28, 2016, p. 2. The currently pending claims does not include the objected to language, and therefore obviate the claim objections.

III. Claim Rejections Under 35 U.S.C. § 112

Claims 1-20 were rejected under 35 U.S.C. § 112, second paragraph as being indefinite on grounds that the claims invoke § 112, sixth paragraph and the written description fails to disclose the corresponding structure, material, or acts for the claimed functions. *See* Office Action dated June 28, 2016, p. 3. Applicant respectfully disagrees, and submits that the corresponding structure that performs the functions recited in claims 1-20 is expressly, implicitly, or inherently described in the Specification. Regardless, the amendments to the claims obviate the § 112 rejections. Reconsideration is respectfully requested.

IV. Double Patenting

Claims 1-20 were rejected on the ground of nonstatutory double patenting as being unpatentable over claims 1-14 of U.S. Patent No. 8,266,422. Applicant respectfully requests reconsideration of the double patenting rejections in view of the claim amendments.

V. Claim Rejections Under 35 U.S.C. § 103

The Office Action rejected claims 1-2, 9-15 under 35 U.S.C. § 103(a) as being unpatentable over U.S. Patent No. 7,152,045 (“Hoffman”) in view of U.S. Patent No. 6,229,906 (“Pu”). Applicant submits that new claims 21-37 are patentable over the cited references for the following reasons.

Claim 21 recites a transmitter sub-system controller that is configured to receive a series of entries of the biometric signal, said series being characterised according to at least one of the number of said entries and a duration of each said entry; map said series into an instruction; and populate the database according to the instruction. Independent claims 30, 31, and 34 each include similar features.

The Office Action acknowledges that Hoffman fails to teach receiving a series of entries of a biometric signal, said series being characterised according to at least one of the number of said entries and a duration of said entry; and mapping said series into an instruction. *See* Office Action dated June 28, 2016, pp. 9-10. However, the Office Action cites to Pu for these features. Applicant respectfully disagrees, and submits that Hoffman and Pu fails to teach all of the limitations of claims 21, 30, 31, and 34.

The operation of the features of the independent claims is firstly described. The claimed system populates the signature database using series of entries from a user such as the administrator. In particular (see Specification, [0096] – [0098]) an administrator can provide control information to the code entry module by providing a succession of finger presses to the biometric sensor 121, providing that these successive presses are of the appropriate duration, the appropriate quantity, and are input within a predetermined time. Specification, [0109]. In one arrangement, the control information is encoded by either or both (a) the number of finger presses and (b) the relative duration of the finger presses. *Id.* If the successive finger presses are provided within this predetermined time, then the controller 107 accepts the presses as potential control information and checks the input information against a stored set of legal control signals. *Id.* One example of a legal control signal can be expressed as follows: "Enrol an ordinary user" ->dit, dit, dit, dah. [0110]-[0111].

Accordingly, (a) the series of entries of the biometric signal is generated by the administrator, and (b) the information contained by the series of entries defines, in the above example, enrolment of an ordinary user.

Turning now to Pu, Pu is concerned with an identification system using biometric information of human body parts and a secret sequence code. In particular, biometric information of human body parts is used to form the secret sequence code. Specifically, a combination entry device recognizes user's fingerprints which are entered as a sequence. While the sensor can be fooled for any one fingerprint, the use of a plurality of different fingerprints improves the identification capability. In particular, the combination of fingerprints in the proper order is necessary to undo the lock. *See Pu*, Abstract.

First, Applicant submits that combining Pu with Hoffman for the proposition of teaching the features of the independent claims amounts to no more than the impermissible use of hindsight. Moreover, even if Pu is combined with Hoffman, the combination will not operate in the same manner as the claimed invention.

As noted, the use of a plurality of different fingerprints in Pu improves the identification capability. In particular, the combination of fingerprints in the proper order is necessary to undo the lock. Pu, Abstract. Accordingly, Pu is concerned with accuracy of identification capability, not with enrolment of users.

The Office Action asserts that one of ordinary skill in the art would have been motivated to modify Hoffman with the idea of receiving a series of entries of the biometric signal, said series being characterized according to at least one of the number of said entries and a duration of each said entry; and mapping said series into an instruction as taught by Pu because the use of Pu could provide the Biometric Input Device of Hoffman [Fig. 3, item 12] the ability to include at least one of the number of said entries and a duration of each said entry, mapping said series into an instruction *to implement high security of the system* by using secret sequence codes formed by body parts (Pu, col. 3, lines 21-23).

However, this would clearly not disclose or suggest *a transmitter sub-system controller that is configured to receive a series of entries of a biometric signal, said series being characterised according to at least one of the number of said entries and a duration of each said entry; map said series into an instruction; and populate a database according to the instruction.*

That is, even if Hoffman is combined with Pu (which Applicant submits is an improper combination), the combination fails to teach *a transmitter sub-system controller configured to receive a series of entries of a biometric signal, said series being characterised according to at least one of the number of said entries and a duration of each said entry; map said series into an instruction; and populate a database according to the instruction.*

For at least these the reasons, the combination of Hoffman and Pu fails to render unpatentable independent claims 21, 30, 31, 34, 35, 36 and 37 and any claim that depends on claims 21, 30, 31, 34, 35, 36 and 37. Reconsideration is respectfully requested.

VI. Conclusion

With this amendment and response, the present pending claims of this application are allowable, and Applicants respectfully request the Examiner to issue a Notice of Allowance for this application. Should the Examiner deem a telephone conference to be beneficial in expediting allowance/examination of this application, the Examiner is invited to call the undersigned attorney at the telephone number listed below.

Respectfully submitted,

/E. Brandon Nykiel/

E. Brandon Nykiel
Attorney Reg. No. 62,972
Attorney for Applicant

Date: October 19, 2016

BRINKS GILSON & LIONE
P.O. Box 10395
Chicago, Illinois 60610
(312) 321-4200

| Electronic Patent Application Fee Transmittal | | | | |
|--|------------------------|-----------------|---------------|-----------------------------|
| Application Number: | 15000818 | | | |
| Filing Date: | 19-Jan-2016 | | | |
| Title of Invention: | REMOTE ENTRY SYSTEM | | | |
| First Named Inventor/Applicant Name: | Christopher John Burke | | | |
| Filer: | E. Brandon Nykiel | | | |
| Attorney Docket Number: | 12838/9 | | | |
| Filed as Small Entity | | | | |
| Filing Fees for Utility under 35 USC 111(a) | | | | |
| Description | Fee Code | Quantity | Amount | Sub-Total in USD(\$) |
| Basic Filing: | | | | |
| Pages: | | | | |
| Claims: | | | | |
| Miscellaneous-Filing: | | | | |
| Petition: | | | | |
| Patent-Appeals-and-Interference: | | | | |
| Post-Allowance-and-Post-Issuance: | | | | |
| Extension-of-Time: | | | | |

| Description | Fee Code | Quantity | Amount | Sub-Total in USD(\$) |
|-----------------------------------|----------|----------|--------|----------------------|
| Extension - 1 month with \$0 paid | 2251 | 1 | 100 | 100 |
| Miscellaneous: | | | | |
| Total in USD (\$) | | | | 100 |

| Electronic Acknowledgement Receipt | |
|---|-----------------------------------|
| EFS ID: | 27258869 |
| Application Number: | 15000818 |
| International Application Number: | |
| Confirmation Number: | 3841 |
| Title of Invention: | REMOTE ENTRY SYSTEM |
| First Named Inventor/Applicant Name: | Christopher John Burke |
| Customer Number: | 757 |
| Filer: | E. Brandon Nykiel/Jesus Rodriguez |
| Filer Authorized By: | E. Brandon Nykiel |
| Attorney Docket Number: | 12838/9 |
| Receipt Date: | 19-OCT-2016 |
| Filing Date: | 19-JAN-2016 |
| Time Stamp: | 14:40:41 |
| Application Type: | Utility under 35 USC 111(a) |

Payment information:

| | |
|--|-----------------------------|
| Submitted with Payment | yes |
| Payment Type | DA |
| Payment was successfully received in RAM | \$100 |
| RAM confirmation Number | 102016INTEFSW00001069231925 |
| Deposit Account | |
| Authorized User | |

The Director of the USPTO is hereby authorized to charge indicated fees and credit any overpayment as follows:

| File Listing: | | | | | |
|--|----------------------|-----------------------------------|--|------------------|------------------|
| Document Number | Document Description | File Name | File Size(Bytes)/ Message Digest | Multi Part /.zip | Pages (if appl.) |
| 1 | | 12838_9_ResponseFiling_101916.pdf | 720628 2225156c360e502a337f3d8a52c76d709550a364 | yes | 17 |
| Multipart Description/PDF files in .zip description | | | | | |
| Document Description | | | Start | End | |
| Miscellaneous Incoming Letter | | | 1 | 1 | |
| Extension of Time | | | 2 | 2 | |
| Amendment/Req. Reconsideration-After Non-Final Reject | | | 3 | 3 | |
| Claims | | | 4 | 13 | |
| Applicant Arguments/Remarks Made in an Amendment | | | 14 | 17 | |
| Warnings: | | | | | |
| Information: | | | | | |
| 2 | Fee Worksheet (SB06) | fee-info.pdf | 30162 50fc728afffa19ff952681e18e898da9f02da86e | no | 2 |
| Warnings: | | | | | |
| Information: | | | | | |
| Total Files Size (in bytes): | | | 750790 | | |

This Acknowledgement Receipt evidences receipt on the noted date by the USPTO of the indicated documents, characterized by the applicant, and including page counts, where applicable. It serves as evidence of receipt similar to a Post Card, as described in MPEP 503.

New Applications Under 35 U.S.C. 111

If a new application is being filed and the application includes the necessary components for a filing date (see 37 CFR 1.53(b)-(d) and MPEP 506), a Filing Receipt (37 CFR 1.54) will be issued in due course and the date shown on this Acknowledgement Receipt will establish the filing date of the application.

National Stage of an International Application under 35 U.S.C. 371

If a timely submission to enter the national stage of an international application is compliant with the conditions of 35 U.S.C. 371 and other applicable requirements a Form PCT/DO/EO/903 indicating acceptance of the application as a national stage submission under 35 U.S.C. 371 will be issued in addition to the Filing Receipt, in due course.

New International Application Filed with the USPTO as a Receiving Office

If a new international application is being filed and the international application includes the necessary components for an international filing date (see PCT Article 11 and MPEP 1810), a Notification of the International Application Number and of the International Filing Date (Form PCT/RO/105) will be issued in due course, subject to prescriptions concerning national security, and the date shown on this Acknowledgement Receipt will establish the international filing date of the application.

CERTIFICATE OF EFS FILING UNDER 37 CFR §1.8

I hereby certify that this correspondence is being electronically transmitted to the United States Patent and Trademark Office, Commissioner for Patents, via the EFS pursuant to 37 CFR §1.8 on the below date:

Date: October 19, 2016 Name: E. Brandon Nykiel Signature: /E. Brandon Nykiel/

BRINKS
GILSON
& LIONE

IN THE UNITED STATES PATENT AND TRADEMARK OFFICE

| | |
|---|---|
| <p>In re Appln. of: Christopher John Burke</p> <p>Appln. No.: 15/000,818</p> <p>Filed: January 19, 2016</p> <p>For: REMOTE ENTRY SYSTEM</p> <p>Attorney Docket No.: 12838/9</p> | <p>Examiner: Rahman, Shawnchoy</p> <p>Art Unit: 2438</p> <p>Conf. No.: 3841</p> |
|---|---|

TRANSMITTAL

Mail Stop Amendment
Commissioner for Patents
PO Box 1450
Alexandria, VA 22313-1450

Sir:

Attached is/are:

- Petition and Fee for Extension of Time (1 month); and Amendment and Response to Non-Final Office Action mailed June 28, 2016.

Fee calculation:

- No additional fee is required.
- Per 37 CFR §1.27, Applicant is small entity Applicant is micro entity.
- An extension fee in an amount of \$100 for a 1-month extension of time under 37 CFR § 1.136(a).
- A petition or processing fee in an amount of \$_____ under 37 CFR § 1.17(_____).
- An additional filing fee has been calculated as shown below:

| | | | | | Fee | | Small Entity Fee | | Micro Entity Fee | |
|---|----------------------------------|-------|-----------------------------|---------------|--------------|-----------|------------------|-----------|------------------|-----------|
| | Claims Remaining After Amendment | | Highest No. Previously Paid | Present Extra | Rate | Add'l Fee | Rate | Add'l Fee | Rate | Add'l Fee |
| Total | | Minus | | | x \$ 80 = | \$ | x \$ 40 = | \$ | x \$ 20 = | \$ |
| Independent | | Minus | | | x \$ 420 = | \$ | x \$ 210 = | \$ | x \$ 105 = | \$ |
| First Presentation of Multiple Dep. Claim | | | | | + \$ 780 = | \$ | + \$ 390 = | \$ | + \$ 195 = | \$ |
| | | | | | Total | \$ | Total | \$ | Total | \$ |

Fee payment:

- Please charge Deposit Account No. 23-1925 in the amount of \$100 for Extension of Time (1 month).
- Payment by credit card in the amount of \$_____ (Form PTO-2038 is attached).
WARNING: Information on this form may become public. Credit card information should not be included on this form.
- The Director is hereby authorized to charge payment of any additional filing fees required under 37 CFR § 1.16 and any patent application processing fees under 37 CFR § 1.17 (including any extension fee required to ensure that this paper is timely filed), or to credit any overpayment, to Deposit Account No. 23-1925.

Respectfully submitted,

October 19, 2016
Date

/E. Brandon Nykiel/
E. Brandon Nykiel (Reg. No. 62,972)

BRINKS
GILSON
& LIONE

BRINKS GILSON & LIONE
NBC Tower – Suite 3600, 455 N. Cityfront Plaza Drive, Chicago, IL 60611-5599

CERTIFICATE OF EFS FILING UNDER 37 CFR §1.8

I hereby certify that this correspondence is being electronically transmitted to the United States Patent and Trademark Office, Commissioner for Patents, via the EFS pursuant to 37 CFR §1.8 on the below date:

Date: October 19, 2016 Name: E. Brandon Nykiel Signature: /E. Brandon Nykiel/

**BRINKS
GILSON
& LIONE**

IN THE UNITED STATES PATENT AND TRADEMARK OFFICE

| | |
|---|-----------------------------|
| In re Appln. of: Christopher John Burke | Examiner: Rahman, Shawnchoy |
| Appln. No.: 15/000,818 | Art Unit: 2438 |
| Filed: January 19, 2016 | Conf. No.: 3841 |
| For: REMOTE ENTRY SYSTEM | |
| Attorney Docket No.: 12838/9 | |

PETITION AND FEE FOR EXTENSION OF TIME (37 CFR § 1.136(a))

Mail Stop Amendment
Commissioner for Patents
PO Box 1450
Alexandria, VA 22313-1450

Dear Sir/Madam:

This is a petition for an extension of the time to respond to the non-final Office Action dated June 28, 2016 for a period of 1 month(s).

Per 37 CFR §1.27, Applicant is small entity Applicant is micro entity.

| | Extension Months | Fee | Small Entity Fee | Micro Entity Fee |
|-------------------------------------|-----------------------------|------------|-------------------------|-------------------------|
| <input checked="" type="checkbox"/> | One Month | \$ 200 | \$ 100 | \$ 50 |
| <input type="checkbox"/> | Two Months | \$ 600 | \$ 300 | \$150 |
| <input type="checkbox"/> | Three Months | \$1,400 | \$ 700 | \$350 |
| <input type="checkbox"/> | Four Months | \$2,200 | \$1,100 | \$550 |
| <input type="checkbox"/> | Five Months | \$3,000 | \$1,500 | \$750 |

Payment Method:

- The Commissioner is hereby authorized to charge \$100 to cover the fees listed above to Deposit Account No. 23-1925.
- Payment by credit card in the amount of \$_____ to cover the fees listed above. Form PTO-2038 is enclosed for this purpose.
- The Commissioner is hereby authorized to charge any deficiencies in fees or credit overpayment to Deposit Account No. 23-1925.

October 19, 2016
Date

Respectfully submitted,
/E. Brandon Nykiel/
E. Brandon Nykiel Reg. No. 62,972
Attorney for Applicant(s)

BRINKS GILSON & LIONE
PO BOX 10395
CHICAGO, IL 60610
(312) 321-4200

Under the Paperwork Reduction Act of 1995, no persons are required to respond to a collection of information unless it displays a valid OMB control number.

| | | | |
|---|---|----------------------------------|---------------------------------------|
| PATENT APPLICATION FEE DETERMINATION RECORD Substitute for Form PTO-875 | Application or Docket Number 15/000,818 | Filing Date 01/19/2016 | <input type="checkbox"/> To be Mailed |
|---|---|----------------------------------|---------------------------------------|

ENTITY: LARGE SMALL MICRO

APPLICATION AS FILED – PART I

(Column 1) (Column 2)

| FOR | NUMBER FILED | NUMBER EXTRA | RATE (\$) | FEE (\$) |
|--|---|--------------|-----------|----------|
| <input type="checkbox"/> BASIC FEE (37 CFR 1.16(a), (b), or (c)) | N/A | N/A | N/A | |
| <input type="checkbox"/> SEARCH FEE (37 CFR 1.16(k), (i), or (m)) | N/A | N/A | N/A | |
| <input type="checkbox"/> EXAMINATION FEE (37 CFR 1.16(o), (p), or (q)) | N/A | N/A | N/A | |
| TOTAL CLAIMS (37 CFR 1.16(i)) | minus 20 = * | | X \$ = | |
| INDEPENDENT CLAIMS (37 CFR 1.16(h)) | minus 3 = * | | X \$ = | |
| <input type="checkbox"/> APPLICATION SIZE FEE (37 CFR 1.16(s)) | If the specification and drawings exceed 100 sheets of paper, the application size fee due is \$310 (\$155 for small entity) for each additional 50 sheets or fraction thereof. See 35 U.S.C. 41(a)(1)(G) and 37 CFR 1.16(s). | | | |
| <input type="checkbox"/> MULTIPLE DEPENDENT CLAIM PRESENT (37 CFR 1.16(j)) | | | | |
| * If the difference in column 1 is less than zero, enter "0" in column 2. | | | TOTAL | |

APPLICATION AS AMENDED – PART II

(Column 1) (Column 2) (Column 3)

| AMENDMENT | 10/19/2016 | CLAIMS REMAINING AFTER AMENDMENT | | HIGHEST NUMBER PREVIOUSLY PAID FOR | PRESENT EXTRA | RATE (\$) | ADDITIONAL FEE (\$) |
|--|------------------------------|----------------------------------|-------|------------------------------------|---------------|-----------------|---------------------|
| | Total (37 CFR 1.16(i)) | * 17 | Minus | ** 20 | = 0 | X \$40 = | 0 |
| | Independent (37 CFR 1.16(h)) | * 7 | Minus | ***3 | = 4 | X \$210 = | 840 |
| <input type="checkbox"/> Application Size Fee (37 CFR 1.16(s)) | | | | | | | |
| <input type="checkbox"/> FIRST PRESENTATION OF MULTIPLE DEPENDENT CLAIM (37 CFR 1.16(j)) | | | | | | | |
| | | | | | | TOTAL ADD'L FEE | 840 |

(Column 1) (Column 2) (Column 3)

| AMENDMENT | | CLAIMS REMAINING AFTER AMENDMENT | | HIGHEST NUMBER PREVIOUSLY PAID FOR | PRESENT EXTRA | RATE (\$) | ADDITIONAL FEE (\$) |
|--|------------------------------|----------------------------------|-------|------------------------------------|---------------|-----------------|---------------------|
| | Total (37 CFR 1.16(i)) | * | Minus | ** | = | X \$ = | |
| | Independent (37 CFR 1.16(h)) | * | Minus | *** | = | X \$ = | |
| <input type="checkbox"/> Application Size Fee (37 CFR 1.16(s)) | | | | | | | |
| <input type="checkbox"/> FIRST PRESENTATION OF MULTIPLE DEPENDENT CLAIM (37 CFR 1.16(j)) | | | | | | | |
| | | | | | | TOTAL ADD'L FEE | |

* If the entry in column 1 is less than the entry in column 2, write "0" in column 3.

** If the "Highest Number Previously Paid For" IN THIS SPACE is less than 20, enter "20".

*** If the "Highest Number Previously Paid For" IN THIS SPACE is less than 3, enter "3".

The "Highest Number Previously Paid For" (Total or Independent) is the highest number found in the appropriate box in column 1.

LIE
KATRINA . TURNER

This collection of information is required by 37 CFR 1.16. The information is required to obtain or retain a benefit by the public which is to file (and by the USPTO to process) an application. Confidentiality is governed by 35 U.S.C. 122 and 37 CFR 1.14. This collection is estimated to take 12 minutes to complete, including gathering, preparing, and submitting the completed application form to the USPTO. Time will vary depending upon the individual case. Any comments on the amount of time you require to complete this form and/or suggestions for reducing this burden, should be sent to the Chief Information Officer, U.S. Patent and Trademark Office, U.S. Department of Commerce, P.O. Box 1450, Alexandria, VA 22313-1450. DO NOT SEND FEES OR COMPLETED FORMS TO THIS ADDRESS. **SEND TO: Commissioner for Patents, P.O. Box 1450, Alexandria, VA 22313-1450.**
 If you need assistance in completing the form, call 1-800-PTO-9199 and select option 2.

TRANSMITTAL FOR POWER OF ATTORNEY TO ONE OR MORE REGISTERED PRACTITIONERS

NOTE: This form is to be submitted with the Power of Attorney by Applicant form (PTO/AIA/82B) to identify the application to which the Power of Attorney is directed, in accordance with 37 CFR 1.5, unless the application number and filing date are identified in the Power of Attorney by Applicant form. If neither form PTO/AIA/82A nor form PTO/AIA/82B identifies the application to which the Power of Attorney is directed, the Power of Attorney will not be recognized in the application.

| | |
|------------------------|------------------------|
| Application Number | 15/000,818 |
| Filing Date | January 19, 2016 |
| First Named Inventor | Christopher John Burke |
| Title | Remote Entry System |
| Art Unit | 2438 |
| Examiner Name | Rahman, Shawnchoy |
| Attorney Docket Number | 12838-9 |

| SIGNATURE of Applicant or Patent Practitioner | | | |
|--|---|---------------------|-------------------|
| Signature | /E. Brandon Nykiel/ | Date (Optional) | December 19, 2016 |
| Name | E. Brandon Nykiel | Registration Number | 62,972 |
| Title (if Applicant is a juristic entity) | | | |
| Applicant Name (if Applicant is a juristic entity) | | | |
| NOTE: This form must be signed in accordance with 37 CFR 1.33. See 37 CFR 1.4(d) for signature requirements and certifications. If more than one applicant, use multiple forms. | | | |
| <input checked="" type="checkbox"/> | *Total of <u>1</u> forms are submitted. | | |

This collection of information is required by 37 CFR 1.131, 1.32, and 1.33. The information is required to obtain or retain a benefit by the public which is to file (and by the USPTO to process) an application. Confidentiality is governed by 35 U.S.C. 122 and 37 CFR 1.11 and 1.14. This collection is estimated to take 3 minutes to complete, including gathering, preparing, and submitting the completed application form to the USPTO. Time will vary depending upon the individual case. Any comments on the amount of time you require to complete this form and/or suggestions for reducing this burden, should be sent to the Chief Information Officer, U.S. Patent and Trademark Office, U.S. Department of Commerce, P.O. Box 1450, Alexandria, VA 22313-1450. DO NOT SEND FEES OR COMPLETED FORMS TO THIS ADDRESS. **SEND TO: Commissioner for Patents, P.O. Box 1450, Alexandria, VA 22313-1450.**

If you need assistance in completing the form, call 1-800-PTO-9199 and select option 2.

Under the Paperwork Reduction Act of 1995, no persons are required to respond to a collection of information unless it displays a valid OMB control number

POWER OF ATTORNEY BY APPLICANT

I hereby revoke all previous powers of attorney given in the application identified in either the attached transmittal letter or the boxes below.

| | |
|---------------------------|--------------------|
| Application Number | Filing Date |
| 15/000,818 | January 19, 2016 |

(Note: The boxes above may be left blank if information is provided on form PTO/AIA/82A.)

- I hereby appoint the Patent Practitioner(s) associated with the following Customer Number as my/our attorney(s) or agent(s), and to transact all business in the United States Patent and Trademark Office connected therewith for the application referenced in the attached transmittal letter (form PTO/AIA/82A) or identified above: 00757
- OR**
- I hereby appoint Practitioner(s) named in the attached list (form PTO/AIA/82C) as my/our attorney(s) or agent(s), and to transact all business in the United States Patent and Trademark Office connected therewith for the patent application referenced in the attached transmittal letter (form PTO/AIA/82A) or identified above. (Note: Complete form PTO/AIA/82C.)

Please recognize or change the correspondence address for the application identified in the attached transmittal letter or the boxes above to:

- The address associated with the above-mentioned Customer Number
- OR**
- The address associated with Customer Number:
- OR**

| | | | | |
|-------------------------|-------|-------|-----|--|
| Firm or Individual Name | | | | |
| Address | | | | |
| City | State | | Zip | |
| Country | | | | |
| Telephone | | Email | | |

I am the Applicant (if the Applicant is a juristic entity, list the Applicant name in the box):

Securicom (NSW) PTY LTD

- Inventor or Joint Inventor (title not required below)
- Legal Representative of a Deceased or Legally Incapacitated Inventor (title not required below)
- Assignee or Person to Whom the Inventor is Under an Obligation to Assign (provide signer's title if applicant is a juristic entity)
- Person Who Otherwise Shows Sufficient Proprietary Interest (e.g., a petition under 37 CFR 1.46(b)(2) was granted in the application or is concurrently being filed with this document) (provide signer's title if applicant is a juristic entity)

SIGNATURE of Applicant for Patent

The undersigned (whose title is supplied below) is authorized to act on behalf of the applicant (e.g., where the applicant is a juristic entity).

| | | |
|-----------|------------------------|--------------|
| Signature | Date (Optional) | 6 April 2016 |
| Name | Christopher John Burke | |
| Title | Director | |

NOTE: Signature - This form must be signed by the applicant in accordance with 37 CFR 1.33. See 37 CFR 1.4 for signature requirements and certifications. If more than one applicant, use multiple forms.

Total of **1** forms are submitted.

This collection of information is required by 37 CFR 1.131, 1.32, and 1.33. The information is required to obtain or retain a benefit by the public which is to file (and by the USPTO to process) an application. Confidentiality is governed by 35 U.S.C. 122 and 37 CFR 1.11 and 1.14. This collection is estimated to take 3 minutes to complete, including gathering, preparing, and submitting the completed application form to the USPTO. Time will vary depending upon the individual case. Any comments on the amount of time you require to complete this form and/or suggestions for reducing this burden, should be sent to the Chief Information Officer, U.S. Patent and Trademark Office, U.S. Department of Commerce, P.O. Box 1450, Alexandria, VA 22313-1450. DO NOT SEND FEES OR COMPLETED FORMS TO THIS ADDRESS. SEND TO: Commissioner for Patents, P.O. Box 1450, Alexandria, VA 22313-1450.

If you need assistance in completing the form, call 1-800-PTO-9199 and select option 2.

Electronic Acknowledgement Receipt

| | |
|---|---------------------------------|
| EFS ID: | 27826166 |
| Application Number: | 15000818 |
| International Application Number: | |
| Confirmation Number: | 3841 |
| Title of Invention: | REMOTE ENTRY SYSTEM |
| First Named Inventor/Applicant Name: | Christopher John Burke |
| Customer Number: | 757 |
| Filer: | E. Brandon Nykiel/Elvia Salazar |
| Filer Authorized By: | E. Brandon Nykiel |
| Attorney Docket Number: | 12838/9 |
| Receipt Date: | 19-DEC-2016 |
| Filing Date: | 19-JAN-2016 |
| Time Stamp: | 12:42:59 |
| Application Type: | Utility under 35 USC 111(a) |

Payment information:

| | |
|------------------------|----|
| Submitted with Payment | no |
|------------------------|----|

File Listing:

| Document Number | Document Description | File Name | File Size(Bytes)/ Message Digest | Multi Part /.zip | Pages (if appl.) |
|-----------------|----------------------|------------------------------|--|------------------|------------------|
| 1 | | 12838_9_POAFiling_121916.pdf | 386770 <small>cbf6eeaf3971d1684f3d3c33ac3f715b6ee21e5</small> | yes | 3 |

| Multipart Description/PDF files in .zip description | | |
|---|-------|--------|
| Document Description | Start | End |
| Miscellaneous Incoming Letter | 1 | 1 |
| Power of Attorney | 2 | 3 |
| Warnings: | | |
| Information: | | |
| Total Files Size (in bytes): | | 386770 |
| <p>This Acknowledgement Receipt evidences receipt on the noted date by the USPTO of the indicated documents, characterized by the applicant, and including page counts, where applicable. It serves as evidence of receipt similar to a Post Card, as described in MPEP 503.</p> <p><u>New Applications Under 35 U.S.C. 111</u> If a new application is being filed and the application includes the necessary components for a filing date (see 37 CFR 1.53(b)-(d) and MPEP 506), a Filing Receipt (37 CFR 1.54) will be issued in due course and the date shown on this Acknowledgement Receipt will establish the filing date of the application.</p> <p><u>National Stage of an International Application under 35 U.S.C. 371</u> If a timely submission to enter the national stage of an international application is compliant with the conditions of 35 U.S.C. 371 and other applicable requirements a Form PCT/DO/EO/903 indicating acceptance of the application as a national stage submission under 35 U.S.C. 371 will be issued in addition to the Filing Receipt, in due course.</p> <p><u>New International Application Filed with the USPTO as a Receiving Office</u> If a new international application is being filed and the international application includes the necessary components for an international filing date (see PCT Article 11 and MPEP 1810), a Notification of the International Application Number and of the International Filing Date (Form PCT/RO/105) will be issued in due course, subject to prescriptions concerning national security, and the date shown on this Acknowledgement Receipt will establish the international filing date of the application.</p> | | |

CERTIFICATE OF EFS FILING UNDER 37 CFR §1.8

I hereby certify that this correspondence is being electronically transmitted to the United States Patent and Trademark Office, Commissioner for Patents, via the EFS pursuant to 37 CFR §1.8 on the below date:

Date: December 19, 2016 Name: E. Brandon Nykiel Signature: /E. Brandon Nykiel/

BRINKS
GILSON
& LIONE

IN THE UNITED STATES PATENT AND TRADEMARK OFFICE

| | |
|---|-----------------------------|
| In re Appln. of: Christopher John Burke | Examiner: Rahman, Shawnchoy |
| Appln. No.: 15/000,818 | Art Unit: 2438 |
| Filed: January 19, 2016 | Conf. No.: 3841 |
| For: REMOTE ENTRY SYSTEM | |
| Attorney Docket No.: 12838/9 | |

TRANSMITTAL

Commissioner for Patents
PO Box 1450
Alexandria, VA 22313-1450

Sir:

Attached is/are:

Transmittal for Power of Attorney to One or More Registered Practitioners; and Power of Attorney.

Fee calculation:

- No additional fee is required.
- Per 37 CFR §1.27, Applicant is small entity Applicant is micro entity.
- An extension fee in an amount of \$_____ for a _____-month extension of time under 37 CFR § 1.136(a).
- A petition or processing fee in an amount of \$_____ under 37 CFR § 1.17(_____).
- An additional filing fee has been calculated as shown below:

| | | | | | Fee | | Small Entity Fee | | Micro Entity Fee | |
|---|----------------------------------|-------|-----------------------------|---------------|------------|-----------|------------------|-----------|------------------|-----------|
| | Claims Remaining After Amendment | | Highest No. Previously Paid | Present Extra | Rate | Add'l Fee | Rate | Add'l Fee | Rate | Add'l Fee |
| Total | | Minus | | | x \$ 80 = | \$ | x \$ 40 = | \$ | x \$ 20 = | \$ |
| Independent | | Minus | | | x \$ 420 = | \$ | x \$ 210 = | \$ | x \$ 105 = | \$ |
| First Presentation of Multiple Dep. Claim | | | | | + \$ 780 = | \$ | + \$ 390 = | \$ | + \$ 195 = | \$ |
| | | | | | Total | \$ | Total | \$ | Total | \$ |

Fee payment:

- Please charge Deposit Account No. 23-1925 in the amount of \$_____ for _____.
- Payment by credit card in the amount of \$_____ (Form PTO-2038 is attached).
WARNING: Information on this form may become public. Credit card information should not be included on this form.
- The Director is hereby authorized to charge payment of any additional filing fees required under 37 CFR § 1.16 and any patent application processing fees under 37 CFR § 1.17 (including any extension fee required to ensure that this paper is timely filed), or to credit any overpayment, to Deposit Account No. 23-1925.

Respectfully submitted,

December 19, 2016
Date

/E. Brandon Nykiel/
E. Brandon Nykiel (Reg. No. 62,972)

BRINKS
GILSON
& LIONE

BRINKS GILSON & LIONE
NBC Tower – Suite 3600, 455 N. Cityfront Plaza Drive, Chicago, IL 60611-5599



UNITED STATES PATENT AND TRADEMARK OFFICE

UNITED STATES DEPARTMENT OF COMMERCE
United States Patent and Trademark Office
Address: COMMISSIONER FOR PATENTS
P.O. Box 1450
Alexandria, Virginia 22313-1450
www.uspto.gov

| APPLICATION NUMBER | FILING OR 371(C) DATE | FIRST NAMED APPLICANT | ATTY. DOCKET NO./TITLE |
|--------------------|-----------------------|------------------------|------------------------|
| 15/000,818 | 01/19/2016 | Christopher John Burke | 12838-9 |

757
BGL
P.O. BOX 10395
CHICAGO, IL 60610

CONFIRMATION NO. 3841
POA ACCEPTANCE LETTER



Date Mailed: 12/21/2016

NOTICE OF ACCEPTANCE OF POWER OF ATTORNEY

This is in response to the Power of Attorney filed 12/19/2016.

The Power of Attorney in this application is accepted. Correspondence in this application will be mailed to the above address as provided by 37 CFR 1.33.

Questions about the contents of this notice and the requirements it sets forth should be directed to the Office of Data Management, Application Assistance Unit, at (571) 272-4000 or (571) 272-4200 or 1-888-786-0101.

/zabraha/

| | |
|---|---|
| Doc Code: DIST.E.FILE Document Description: Electronic Terminal Disclaimer - Filed | PTO/SB/26 U.S. Patent and Trademark Office Department of Commerce |
|---|---|

| | |
|-----------------------------|---|
| Electronic Petition Request | TERMINAL DISCLAIMER TO OBIATE A DOUBLE PATENTING REJECTION OVER A "PRIOR" PATENT |
| Application Number | 15000818 |
| Filing Date | 19-Jan-2016 |
| First Named Inventor | Christopher Burke |
| Attorney Docket Number | 12838-9 |
| Title of Invention | REMOTE ENTRY SYSTEM |

- Filing of terminal disclaimer does not obviate requirement for response under 37 CFR 1.111 to outstanding Office Action
- This electronic Terminal Disclaimer is not being used for a Joint Research Agreement.

| Owner | Percent Interest |
|---------------------------|------------------|
| Securicom (NSW) Pty. Ltd. | 100% |

The owner(s) with percent interest listed above in the instant application hereby disclaims, except as provided below, the terminal part of the statutory term of any patent granted on the instant application which would extend beyond the expiration date of the full statutory term of prior patent number(s)

9269208

as the term of said prior patent is presently shortened by any terminal disclaimer. The owner hereby agrees that any patent so granted on the instant application shall be enforceable only for and during such period that it and the prior patent are commonly owned. This agreement runs with any patent granted on the instant application and is binding upon the grantee, its successors or assigns.

In making the above disclaimer, the owner does not disclaim the terminal part of the term of any patent granted on the instant application that would extend to the expiration date of the full statutory term of the prior patent, "as the term of said prior patent is presently shortened by any terminal disclaimer," in the event that said prior patent later:

- expires for failure to pay a maintenance fee;
- is held unenforceable;
- is found invalid by a court of competent jurisdiction;
- is statutorily disclaimed in whole or terminally disclaimed under 37 CFR 1.321;
- has all claims canceled by a reexamination certificate;
- is reissued; or
- is in any manner terminated prior to the expiration of its full statutory term as presently shortened by any terminal disclaimer.

Terminal disclaimer fee under 37 CFR 1.20(d) is included with Electronic Terminal Disclaimer request.

| | |
|---|---------------------|
| <input type="radio"/> I certify, in accordance with 37 CFR 1.4(d)(4), that the terminal disclaimer fee under 37 CFR 1.20(d) required for this terminal disclaimer has already been paid in the above-identified application. | |
| Applicant claims the following fee status: | |
| <input checked="" type="radio"/> Small Entity <input type="radio"/> Micro Entity <input type="radio"/> Regular Undiscounted | |
| I hereby declare that all statements made herein of my own knowledge are true and that all statements made on information and belief are believed to be true; and further that these statements were made with the knowledge that willful false statements and the like so made are punishable by fine or imprisonment, or both, under Section 1001 of Title 18 of the United States Code and that such willful false statements may jeopardize the validity of the application or any patent issued thereon. | |
| THIS PORTION MUST BE COMPLETED BY THE SIGNATORY OR SIGNATORIES | |
| I certify, in accordance with 37 CFR 1.4(d)(4) that I am: | |
| <input checked="" type="radio"/> An attorney or agent registered to practice before the Patent and Trademark Office who is of record in this application Registration Number <u> 62972 </u> | |
| <input type="radio"/> A sole inventor | |
| <input type="radio"/> A joint inventor; I certify that I am authorized to sign this submission on behalf of all of the inventors as evidenced by the power of attorney in the application | |
| <input type="radio"/> A joint inventor; all of whom are signing this request | |
| Signature | /E. Brandon Nykiel/ |
| Name | E. Brandon Nykiel |

*Statement under 37 CFR 3.73(b) is required if terminal disclaimer is signed by the assignee (owner).
 Form PTO/SB/96 may be used for making this certification. See MPEP § 324.

| Electronic Patent Application Fee Transmittal | | | | |
|--|---------------------------------|----------|--------|----------------------|
| Application Number: | 15000818 | | | |
| Filing Date: | 19-Jan-2016 | | | |
| Title of Invention: | REMOTE ENTRY SYSTEM | | | |
| First Named Inventor/Applicant Name: | Christopher John Burke | | | |
| Filer: | E. Brandon Nykiel/Laura Austing | | | |
| Attorney Docket Number: | 12838-9 | | | |
| Filed as Small Entity | | | | |
| Filing Fees for Utility under 35 USC 111(a) | | | | |
| Description | Fee Code | Quantity | Amount | Sub-Total in USD(\$) |
| Basic Filing: | | | | |
| STATUTORY OR TERMINAL DISCLAIMER | 2814 | 1 | 160 | 160 |
| Pages: | | | | |
| Claims: | | | | |
| Miscellaneous-Filing: | | | | |
| Petition: | | | | |
| Patent-Appeals-and-Interference: | | | | |
| Post-Allowance-and-Post-Issuance: | | | | |

| Description | Fee Code | Quantity | Amount | Sub-Total in USD(\$) |
|---------------------------|----------|----------|--------|----------------------|
| Extension-of-Time: | | | | |
| Miscellaneous: | | | | |
| Total in USD (\$) | | | | 160 |

Doc Code: DISQ.E.FILE
Document Description: Electronic Terminal Disclaimer – Approved

Application No.: 15000818

Filing Date: 19-Jan-2016

Applicant/Patent under Reexamination: Burke

Electronic Terminal Disclaimer filed on December 22, 2016

APPROVED

This patent is subject to a terminal disclaimer

DISAPPROVED

Approved/Disapproved by: Electronic Terminal Disclaimer automatically approved by EFS-Web

U.S. Patent and Trademark Office

Electronic Acknowledgement Receipt

| | |
|---|---------------------------------|
| EFS ID: | 27885733 |
| Application Number: | 15000818 |
| International Application Number: | |
| Confirmation Number: | 3841 |
| Title of Invention: | REMOTE ENTRY SYSTEM |
| First Named Inventor/Applicant Name: | Christopher John Burke |
| Customer Number: | 757 |
| Filer: | E. Brandon Nykiel/Laura Austing |
| Filer Authorized By: | E. Brandon Nykiel |
| Attorney Docket Number: | 12838-9 |
| Receipt Date: | 22-DEC-2016 |
| Filing Date: | 19-JAN-2016 |
| Time Stamp: | 17:33:23 |
| Application Type: | Utility under 35 USC 111(a) |

Payment information:

| | |
|--|-----------------------------|
| Submitted with Payment | yes |
| Payment Type | DA |
| Payment was successfully received in RAM | \$160 |
| RAM confirmation Number | 122316INTEFSW00005524231925 |
| Deposit Account | 231925 |
| Authorized User | E. Nykiel |

The Director of the USPTO is hereby authorized to charge indicated fees and credit any overpayment as follows:

- 37 CFR 1.16 (National application filing, search, and examination fees)
- 37 CFR 1.17 (Patent application and reexamination processing fees)

37 CFR 1.19 (Document supply fees)
 37 CFR 1.20 (Post Issuance fees)
 37 CFR 1.21 (Miscellaneous fees and charges)

File Listing:

| Document Number | Document Description | File Name | File Size(Bytes)/ Message Digest | Multi Part /.zip | Pages (if appl.) |
|-----------------|--------------------------------------|--------------------------|---|------------------|------------------|
| 1 | Electronic Terminal Disclaimer-Filed | eTerminal-Disclaimer.pdf | 33457 9e5eb50a780f76d7df3b4b308d5070423a325dc6 | no | 2 |

Warnings:

Information:

| | | | | | |
|---|----------------------|--------------|--|----|---|
| 2 | Fee Worksheet (SB06) | fee-info.pdf | 30384 2ca1efe2c08c165b40e9d891f45cf0dc68d4d76 | no | 2 |
|---|----------------------|--------------|--|----|---|

Warnings:

Information:

Total Files Size (in bytes): 63841

This Acknowledgement Receipt evidences receipt on the noted date by the USPTO of the indicated documents, characterized by the applicant, and including page counts, where applicable. It serves as evidence of receipt similar to a Post Card, as described in MPEP 503.

New Applications Under 35 U.S.C. 111

If a new application is being filed and the application includes the necessary components for a filing date (see 37 CFR 1.53(b)-(d) and MPEP 506), a Filing Receipt (37 CFR 1.54) will be issued in due course and the date shown on this Acknowledgement Receipt will establish the filing date of the application.

National Stage of an International Application under 35 U.S.C. 371

If a timely submission to enter the national stage of an international application is compliant with the conditions of 35 U.S.C. 371 and other applicable requirements a Form PCT/DO/EO/903 indicating acceptance of the application as a national stage submission under 35 U.S.C. 371 will be issued in addition to the Filing Receipt, in due course.

New International Application Filed with the USPTO as a Receiving Office

If a new international application is being filed and the international application includes the necessary components for an international filing date (see PCT Article 11 and MPEP 1810), a Notification of the International Application Number and of the International Filing Date (Form PCT/RO/105) will be issued in due course, subject to prescriptions concerning national security, and the date shown on this Acknowledgement Receipt will establish the international filing date of the application.

| | | |
|--|---|---|
| Doc Code: DIST.E.FILE Document Description: Electronic Terminal Disclaimer - Filed | | PTO/SB/26 U.S. Patent and Trademark Office Department of Commerce |
| Electronic Petition Request | TERMINAL DISCLAIMER TO OBIVIATE A DOUBLE PATENTING REJECTION OVER A "PRIOR" PATENT | |
| Application Number | 15000818 | |
| Filing Date | 19-Jan-2016 | |
| First Named Inventor | Christopher Burke | |
| Attorney Docket Number | 12838-9 | |
| Title of Invention | REMOTE ENTRY SYSTEM | |
| <input checked="" type="checkbox"/> Filing of terminal disclaimer does not obviate requirement for response under 37 CFR 1.111 to outstanding Office Action <input checked="" type="checkbox"/> This electronic Terminal Disclaimer is not being used for a Joint Research Agreement. | | |
| Owner | Percent Interest | |
| Securicom (NSW) PTY LTD | 100% | |
| <p>The owner(s) with percent interest listed above in the instant application hereby disclaims, except as provided below, the terminal part of the statutory term of any patent granted on the instant application which would extend beyond the expiration date of the full statutory term of prior patent number(s)</p> <p>8266442</p> <p>as the term of said prior patent is presently shortened by any terminal disclaimer. The owner hereby agrees that any patent so granted on the instant application shall be enforceable only for and during such period that it and the prior patent are commonly owned. This agreement runs with any patent granted on the instant application and is binding upon the grantee, its successors or assigns.</p> <p>In making the above disclaimer, the owner does not disclaim the terminal part of the term of any patent granted on the instant application that would extend to the expiration date of the full statutory term of the prior patent, "as the term of said prior patent is presently shortened by any terminal disclaimer," in the event that said prior patent later:</p> <ul style="list-style-type: none"> - expires for failure to pay a maintenance fee; - is held unenforceable; - is found invalid by a court of competent jurisdiction; - is statutorily disclaimed in whole or terminally disclaimed under 37 CFR 1.321; - has all claims canceled by a reexamination certificate; - is reissued; or - is in any manner terminated prior to the expiration of its full statutory term as presently shortened by any terminal disclaimer. <p><input type="checkbox"/> Terminal disclaimer fee under 37 CFR 1.20(d) is included with Electronic Terminal Disclaimer request.</p> | | |

| | |
|---|---------------------|
| <input checked="" type="radio"/> I certify, in accordance with 37 CFR 1.4(d)(4), that the terminal disclaimer fee under 37 CFR 1.20(d) required for this terminal disclaimer has already been paid in the above-identified application. | |
| <p style="text-align: center;">THIS PORTION MUST BE COMPLETED BY THE SIGNATORY OR SIGNATORIES</p> <p>I certify, in accordance with 37 CFR 1.4(d)(4) that I am:</p> | |
| <input checked="" type="radio"/> An attorney or agent registered to practice before the Patent and Trademark Office who is of record in this application Registration Number <u>62972</u> | |
| <input type="radio"/> A sole inventor | |
| <input type="radio"/> A joint inventor; I certify that I am authorized to sign this submission on behalf of all of the inventors as evidenced by the power of attorney in the application | |
| <input type="radio"/> A joint inventor; all of whom are signing this request | |
| Signature | /E. Brandon Nykiel/ |
| Name | E. Brandon Nykiel |

*Statement under 37 CFR 3.73(b) is required if terminal disclaimer is signed by the assignee (owner).
 Form PTO/SB/96 may be used for making this certification. See MPEP § 324.

Doc Code: DISQ.E.FILE
Document Description: Electronic Terminal Disclaimer – Approved

Application No.: 15000818

Filing Date: 19-Jan-2016

Applicant/Patent under Reexamination: Burke

Electronic Terminal Disclaimer filed on December 27, 2016

APPROVED

This patent is subject to a terminal disclaimer

DISAPPROVED

Approved/Disapproved by: Electronic Terminal Disclaimer automatically approved by EFS-Web

U.S. Patent and Trademark Office

Electronic Acknowledgement Receipt

| | |
|---|---------------------------------|
| EFS ID: | 27901268 |
| Application Number: | 15000818 |
| International Application Number: | |
| Confirmation Number: | 3841 |
| Title of Invention: | REMOTE ENTRY SYSTEM |
| First Named Inventor/Applicant Name: | Christopher John Burke |
| Customer Number: | 757 |
| Filer: | E. Brandon Nykiel/Laura Austing |
| Filer Authorized By: | E. Brandon Nykiel |
| Attorney Docket Number: | 12838-9 |
| Receipt Date: | 27-DEC-2016 |
| Filing Date: | 19-JAN-2016 |
| Time Stamp: | 12:46:34 |
| Application Type: | Utility under 35 USC 111(a) |

Payment information:

| | |
|------------------------|----|
| Submitted with Payment | no |
|------------------------|----|

File Listing:

| Document Number | Document Description | File Name | File Size(Bytes)/ Message Digest | Multi Part /.zip | Pages (if appl.) |
|-----------------|--------------------------------------|--------------------------|--|------------------|------------------|
| 1 | Electronic Terminal Disclaimer-Filed | eTerminal-Disclaimer.pdf | 32011 <small>f0a7dafc1cc756fa7dae8f3a41cd524b6787268e</small> | no | 2 |

Warnings:

| | |
|---|-------|
| Information: | |
| Total Files Size (in bytes): | 32011 |
| <p>This Acknowledgement Receipt evidences receipt on the noted date by the USPTO of the indicated documents, characterized by the applicant, and including page counts, where applicable. It serves as evidence of receipt similar to a Post Card, as described in MPEP 503.</p> <p><u>New Applications Under 35 U.S.C. 111</u> If a new application is being filed and the application includes the necessary components for a filing date (see 37 CFR 1.53(b)-(d) and MPEP 506), a Filing Receipt (37 CFR 1.54) will be issued in due course and the date shown on this Acknowledgement Receipt will establish the filing date of the application.</p> <p><u>National Stage of an International Application under 35 U.S.C. 371</u> If a timely submission to enter the national stage of an international application is compliant with the conditions of 35 U.S.C. 371 and other applicable requirements a Form PCT/DO/EO/903 indicating acceptance of the application as a national stage submission under 35 U.S.C. 371 will be issued in addition to the Filing Receipt, in due course.</p> <p><u>New International Application Filed with the USPTO as a Receiving Office</u> If a new international application is being filed and the international application includes the necessary components for an international filing date (see PCT Article 11 and MPEP 1810), a Notification of the International Application Number and of the International Filing Date (Form PCT/RO/105) will be issued in due course, subject to prescriptions concerning national security, and the date shown on this Acknowledgement Receipt will establish the international filing date of the application.</p> | |



UNITED STATES PATENT AND TRADEMARK OFFICE

UNITED STATES DEPARTMENT OF COMMERCE
United States Patent and Trademark Office
Address: COMMISSIONER FOR PATENTS
P.O. Box 1450
Alexandria, Virginia 22313-1450
www.uspto.gov

NOTICE OF ALLOWANCE AND FEE(S) DUE

757 7590 01/26/2017
BGL
P.O. BOX 10395
CHICAGO, IL 60610

EXAMINER

RAHMAN, SHAWNCHOY

ART UNIT PAPER NUMBER

2438

DATE MAILED: 01/26/2017

Table with 5 columns: APPLICATION NO., FILING DATE, FIRST NAMED INVENTOR, ATTORNEY DOCKET NO., CONFIRMATION NO.

15/000,818 01/19/2016 Christopher John Burke 12838-9 3841

TITLE OF INVENTION: REMOTE ENTRY SYSTEM

Table with 7 columns: APPLN. TYPE, ENTITY STATUS, ISSUE FEE DUE, PUBLICATION FEE DUE, PREV. PAID ISSUE FEE, TOTAL FEE(S) DUE, DATE DUE

nonprovisional SMALL \$480 \$0 \$0 \$480 04/26/2017

THE APPLICATION IDENTIFIED ABOVE HAS BEEN EXAMINED AND IS ALLOWED FOR ISSUANCE AS A PATENT. PROSECUTION ON THE MERITS IS CLOSED. THIS NOTICE OF ALLOWANCE IS NOT A GRANT OF PATENT RIGHTS. THIS APPLICATION IS SUBJECT TO WITHDRAWAL FROM ISSUE AT THE INITIATIVE OF THE OFFICE OR UPON PETITION BY THE APPLICANT. SEE 37 CFR 1.313 AND MPEP 1308.

THE ISSUE FEE AND PUBLICATION FEE (IF REQUIRED) MUST BE PAID WITHIN THREE MONTHS FROM THE MAILING DATE OF THIS NOTICE OR THIS APPLICATION SHALL BE REGARDED AS ABANDONED. THIS STATUTORY PERIOD CANNOT BE EXTENDED. SEE 35 U.S.C. 151. THE ISSUE FEE DUE INDICATED ABOVE DOES NOT REFLECT A CREDIT FOR ANY PREVIOUSLY PAID ISSUE FEE IN THIS APPLICATION. IF AN ISSUE FEE HAS PREVIOUSLY BEEN PAID IN THIS APPLICATION (AS SHOWN ABOVE), THE RETURN OF PART B OF THIS FORM WILL BE CONSIDERED A REQUEST TO REAPPLY THE PREVIOUSLY PAID ISSUE FEE TOWARD THE ISSUE FEE NOW DUE.

HOW TO REPLY TO THIS NOTICE:

I. Review the ENTITY STATUS shown above. If the ENTITY STATUS is shown as SMALL or MICRO, verify whether entitlement to that entity status still applies.

If the ENTITY STATUS is the same as shown above, pay the TOTAL FEE(S) DUE shown above.

If the ENTITY STATUS is changed from that shown above, on PART B - FEE(S) TRANSMITTAL, complete section number 5 titled "Change in Entity Status (from status indicated above)".

For purposes of this notice, small entity fees are 1/2 the amount of undiscounted fees, and micro entity fees are 1/2 the amount of small entity fees.

II. PART B - FEE(S) TRANSMITTAL, or its equivalent, must be completed and returned to the United States Patent and Trademark Office (USPTO) with your ISSUE FEE and PUBLICATION FEE (if required). If you are charging the fee(s) to your deposit account, section "4b" of Part B - Fee(s) Transmittal should be completed and an extra copy of the form should be submitted. If an equivalent of Part B is filed, a request to reapply a previously paid issue fee must be clearly made, and delays in processing may occur due to the difficulty in recognizing the paper as an equivalent of Part B.

III. All communications regarding this application must give the application number. Please direct all communications prior to issuance to Mail Stop ISSUE FEE unless advised to the contrary.

IMPORTANT REMINDER: Utility patents issuing on applications filed on or after Dec. 12, 1980 may require payment of maintenance fees. It is patentee's responsibility to ensure timely payment of maintenance fees when due.

PART B - FEE(S) TRANSMITTAL

Complete and send this form, together with applicable fee(s), to: Mail **Mail Stop ISSUE FEE
Commissioner for Patents
P.O. Box 1450
Alexandria, Virginia 22313-1450**
or Fax **(571)-273-2885**

INSTRUCTIONS: This form should be used for transmitting the ISSUE FEE and PUBLICATION FEE (if required). Blocks 1 through 5 should be completed where appropriate. All further correspondence including the Patent, advance orders and notification of maintenance fees will be mailed to the current correspondence address as indicated unless corrected below or directed otherwise in Block 1, by (a) specifying a new correspondence address; and/or (b) indicating a separate "FEE ADDRESS" for maintenance fee notifications.

CURRENT CORRESPONDENCE ADDRESS (Note: Use Block 1 for any change of address)

757 7590 01/26/2017
BGL
P.O. BOX 10395
CHICAGO, IL 60610

Note: A certificate of mailing can only be used for domestic mailings of the Fee(s) Transmittal. This certificate cannot be used for any other accompanying papers. Each additional paper, such as an assignment or formal drawing, must have its own certificate of mailing or transmission.

Certificate of Mailing or Transmission

I hereby certify that this Fee(s) Transmittal is being deposited with the United States Postal Service with sufficient postage for first class mail in an envelope addressed to the Mail Stop ISSUE FEE address above, or being facsimile transmitted to the USPTO (571) 273-2885, on the date indicated below.

| |
|-----------------------------|
| _____ (Depositor's name) |
| _____ (Signature) |
| _____ (Date) |

| APPLICATION NO. | FILING DATE | FIRST NAMED INVENTOR | ATTORNEY DOCKET NO. | CONFIRMATION NO. |
|-----------------|-------------|------------------------|---------------------|------------------|
| 15/000,818 | 01/19/2016 | Christopher John Burke | 12838-9 | 3841 |

TITLE OF INVENTION: REMOTE ENTRY SYSTEM

| APPLN. TYPE | ENTITY STATUS | ISSUE FEE DUE | PUBLICATION FEE DUE | PREV. PAID ISSUE FEE | TOTAL FEE(S) DUE | DATE DUE |
|----------------|---------------|---------------|---------------------|----------------------|------------------|------------|
| nonprovisional | SMALL | \$480 | \$0 | \$0 | \$480 | 04/26/2017 |

| EXAMINER | ART UNIT | CLASS-SUBCLASS |
|-------------------|----------|----------------|
| RAHMAN, SHAWNCHOY | 2438 | 726-007000 |

| | |
|---|---|
| <p>1. Change of correspondence address or indication of "Fee Address" (37 CFR 1.363).</p> <p><input type="checkbox"/> Change of correspondence address (or Change of Correspondence Address Form PTO/SB/122) attached.</p> <p><input type="checkbox"/> "Fee Address" indication (or "Fee Address" Indication form PTO/SB/47; Rev 03-02 or more recent) attached. Use of a Customer Number is required.</p> | <p>2. For printing on the patent front page, list</p> <p>(1) The names of up to 3 registered patent attorneys or agents OR, alternatively, 1 _____</p> <p>(2) The name of a single firm (having as a member a registered attorney or agent) and the names of up to 2 registered patent attorneys or agents. If no name is listed, no name will be printed. 2 _____</p> <p>3 _____</p> |
|---|---|

3. ASSIGNEE NAME AND RESIDENCE DATA TO BE PRINTED ON THE PATENT (print or type)

PLEASE NOTE: Unless an assignee is identified below, no assignee data will appear on the patent. If an assignee is identified below, the document has been filed for recordation as set forth in 37 CFR 3.11. Completion of this form is NOT a substitute for filing an assignment.

(A) NAME OF ASSIGNEE _____ (B) RESIDENCE: (CITY and STATE OR COUNTRY) _____

Please check the appropriate assignee category or categories (will not be printed on the patent): Individual Corporation or other private group entity Government

| | |
|---|---|
| <p>4a. The following fee(s) are submitted:</p> <p><input type="checkbox"/> Issue Fee</p> <p><input type="checkbox"/> Publication Fee (No small entity discount permitted)</p> <p><input type="checkbox"/> Advance Order - # of Copies _____</p> | <p>4b. Payment of Fee(s): (Please first reapply any previously paid issue fee shown above)</p> <p><input type="checkbox"/> A check is enclosed.</p> <p><input type="checkbox"/> Payment by credit card. Form PTO-2038 is attached.</p> <p><input type="checkbox"/> The director is hereby authorized to charge the required fee(s), any deficiency, or credits any overpayment, to Deposit Account Number _____ (enclose an extra copy of this form).</p> |
|---|---|

5. **Change in Entity Status** (from status indicated above)

Applicant certifying micro entity status. See 37 CFR 1.29

Applicant asserting small entity status. See 37 CFR 1.27

Applicant changing to regular undiscounted fee status.

NOTE: Absent a valid certification of Micro Entity Status (see forms PTO/SB/15A and 15B), issue fee payment in the micro entity amount will not be accepted at the risk of application abandonment.

NOTE: If the application was previously under micro entity status, checking this box will be taken to be a notification of loss of entitlement to micro entity status.

NOTE: Checking this box will be taken to be a notification of loss of entitlement to small or micro entity status, as applicable.

NOTE: This form must be signed in accordance with 37 CFR 1.31 and 1.33. See 37 CFR 1.4 for signature requirements and certifications.

Authorized Signature _____ Date _____

Typed or printed name _____ Registration No. _____



UNITED STATES PATENT AND TRADEMARK OFFICE

UNITED STATES DEPARTMENT OF COMMERCE
United States Patent and Trademark Office
Address: COMMISSIONER FOR PATENTS
P.O. Box 1450
Alexandria, Virginia 22313-1450
www.uspto.gov

Table with 5 columns: APPLICATION NO., FILING DATE, FIRST NAMED INVENTOR, ATTORNEY DOCKET NO., CONFIRMATION NO.
Row 1: 15/000,818, 01/19/2016, Christopher John Burke, 12838-9, 3841
Row 2: 757, 7590, 01/26/2017, (Empty), (Empty)
Text: BGL, P.O. BOX 10395, CHICAGO, IL 60610
Text: EXAMINER RAHMAN, SHAWNCHOY
Text: ART UNIT 2438, PAPER NUMBER (Empty)

DATE MAILED: 01/26/2017

Determination of Patent Term Adjustment under 35 U.S.C. 154 (b)
(Applications filed on or after May 29, 2000)

The Office has discontinued providing a Patent Term Adjustment (PTA) calculation with the Notice of Allowance.

Section 1(h)(2) of the AIA Technical Corrections Act amended 35 U.S.C. 154(b)(3)(B)(i) to eliminate the requirement that the Office provide a patent term adjustment determination with the notice of allowance. See Revisions to Patent Term Adjustment, 78 Fed. Reg. 19416, 19417 (Apr. 1, 2013). Therefore, the Office is no longer providing an initial patent term adjustment determination with the notice of allowance. The Office will continue to provide a patent term adjustment determination with the Issue Notification Letter that is mailed to applicant approximately three weeks prior to the issue date of the patent, and will include the patent term adjustment on the patent. Any request for reconsideration of the patent term adjustment determination (or reinstatement of patent term adjustment) should follow the process outlined in 37 CFR 1.705.

Any questions regarding the Patent Term Extension or Adjustment determination should be directed to the Office of Patent Legal Administration at (571)-272-7702. Questions relating to issue and publication fee payments should be directed to the Customer Service Center of the Office of Patent Publication at 1-(888)-786-0101 or (571)-272-4200.

OMB Clearance and PRA Burden Statement for PTOL-85 Part B

The Paperwork Reduction Act (PRA) of 1995 requires Federal agencies to obtain Office of Management and Budget approval before requesting most types of information from the public. When OMB approves an agency request to collect information from the public, OMB (i) provides a valid OMB Control Number and expiration date for the agency to display on the instrument that will be used to collect the information and (ii) requires the agency to inform the public about the OMB Control Number's legal significance in accordance with 5 CFR 1320.5(b).

The information collected by PTOL-85 Part B is required by 37 CFR 1.311. The information is required to obtain or retain a benefit by the public which is to file (and by the USPTO to process) an application. Confidentiality is governed by 35 U.S.C. 122 and 37 CFR 1.14. This collection is estimated to take 12 minutes to complete, including gathering, preparing, and submitting the completed application form to the USPTO. Time will vary depending upon the individual case. Any comments on the amount of time you require to complete this form and/or suggestions for reducing this burden, should be sent to the Chief Information Officer, U.S. Patent and Trademark Office, U.S. Department of Commerce, P.O. Box 1450, Alexandria, Virginia 22313-1450. DO NOT SEND FEES OR COMPLETED FORMS TO THIS ADDRESS. SEND TO: Commissioner for Patents, P.O. Box 1450, Alexandria, Virginia 22313-1450. Under the Paperwork Reduction Act of 1995, no persons are required to respond to a collection of information unless it displays a valid OMB control number.

Privacy Act Statement

The Privacy Act of 1974 (P.L. 93-579) requires that you be given certain information in connection with your submission of the attached form related to a patent application or patent. Accordingly, pursuant to the requirements of the Act, please be advised that: (1) the general authority for the collection of this information is 35 U.S.C. 2(b)(2); (2) furnishing of the information solicited is voluntary; and (3) the principal purpose for which the information is used by the U.S. Patent and Trademark Office is to process and/or examine your submission related to a patent application or patent. If you do not furnish the requested information, the U.S. Patent and Trademark Office may not be able to process and/or examine your submission, which may result in termination of proceedings or abandonment of the application or expiration of the patent.

The information provided by you in this form will be subject to the following routine uses:

1. The information on this form will be treated confidentially to the extent allowed under the Freedom of Information Act (5 U.S.C. 552) and the Privacy Act (5 U.S.C. 552a). Records from this system of records may be disclosed to the Department of Justice to determine whether disclosure of these records is required by the Freedom of Information Act.
2. A record from this system of records may be disclosed, as a routine use, in the course of presenting evidence to a court, magistrate, or administrative tribunal, including disclosures to opposing counsel in the course of settlement negotiations.
3. A record in this system of records may be disclosed, as a routine use, to a Member of Congress submitting a request involving an individual, to whom the record pertains, when the individual has requested assistance from the Member with respect to the subject matter of the record.
4. A record in this system of records may be disclosed, as a routine use, to a contractor of the Agency having need for the information in order to perform a contract. Recipients of information shall be required to comply with the requirements of the Privacy Act of 1974, as amended, pursuant to 5 U.S.C. 552a(m).
5. A record related to an International Application filed under the Patent Cooperation Treaty in this system of records may be disclosed, as a routine use, to the International Bureau of the World Intellectual Property Organization, pursuant to the Patent Cooperation Treaty.
6. A record in this system of records may be disclosed, as a routine use, to another federal agency for purposes of National Security review (35 U.S.C. 181) and for review pursuant to the Atomic Energy Act (42 U.S.C. 218(c)).
7. A record from this system of records may be disclosed, as a routine use, to the Administrator, General Services, or his/her designee, during an inspection of records conducted by GSA as part of that agency's responsibility to recommend improvements in records management practices and programs, under authority of 44 U.S.C. 2904 and 2906. Such disclosure shall be made in accordance with the GSA regulations governing inspection of records for this purpose, and any other relevant (i.e., GSA or Commerce) directive. Such disclosure shall not be used to make determinations about individuals.
8. A record from this system of records may be disclosed, as a routine use, to the public after either publication of the application pursuant to 35 U.S.C. 122(b) or issuance of a patent pursuant to 35 U.S.C. 151. Further, a record may be disclosed, subject to the limitations of 37 CFR 1.14, as a routine use, to the public if the record was filed in an application which became abandoned or in which the proceedings were terminated and which application is referenced by either a published application, an application open to public inspection or an issued patent.
9. A record from this system of records may be disclosed, as a routine use, to a Federal, State, or local law enforcement agency, if the USPTO becomes aware of a violation or potential violation of law or regulation.

| | | | |
|-------------------------------|--------------------------------------|--|--|
| Notice of Allowability | Application No. 15/000,818 | Applicant(s) BURKE, CHRISTOPHER JOHN | |
| | Examiner SHAWNCHOY RAHMAN | Art Unit 2438 | AIA (First Inventor to File) Status No |

-- The MAILING DATE of this communication appears on the cover sheet with the correspondence address--

All claims being allowable, PROSECUTION ON THE MERITS IS (OR REMAINS) CLOSED in this application. If not included herewith (or previously mailed), a Notice of Allowance (PTOL-85) or other appropriate communication will be mailed in due course. **THIS NOTICE OF ALLOWABILITY IS NOT A GRANT OF PATENT RIGHTS.** This application is subject to withdrawal from issue at the initiative of the Office or upon petition by the applicant. See 37 CFR 1.313 and MPEP 1308.

1. This communication is responsive to communication filed 12/27/2016, 12/22/2016, & 10/19/2016.
 A declaration(s)/affidavit(s) under **37 CFR 1.130(b)** was/were filed on _____.
2. An election was made by the applicant in response to a restriction requirement set forth during the interview on _____; the restriction requirement and election have been incorporated into this action.
3. The allowed claim(s) is/are 21-37. As a result of the allowed claim(s), you may be eligible to benefit from the **Patent Prosecution Highway** program at a participating intellectual property office for the corresponding application. For more information, please see http://www.uspto.gov/patents/init_events/pph/index.jsp or send an inquiry to PPHfeedback@uspto.gov.
4. Acknowledgment is made of a claim for foreign priority under 35 U.S.C. § 119(a)-(d) or (f).

Certified copies:

- a) All b) Some *c) None of the:
1. Certified copies of the priority documents have been received.
 2. Certified copies of the priority documents have been received in Application No. _____.
 3. Copies of the certified copies of the priority documents have been received in this national stage application from the International Bureau (PCT Rule 17.2(a)).
- * Certified copies not received: _____.

Applicant has THREE MONTHS FROM THE "MAILING DATE" of this communication to file a reply complying with the requirements noted below. Failure to timely comply will result in ABANDONMENT of this application.
THIS THREE-MONTH PERIOD IS NOT EXTENDABLE.

5. CORRECTED DRAWINGS (as "replacement sheets") must be submitted.
 including changes required by the attached Examiner's Amendment / Comment or in the Office action of Paper No./Mail Date _____.
Identifying indicia such as the application number (see 37 CFR 1.84(c)) should be written on the drawings in the front (not the back) of each sheet. Replacement sheet(s) should be labeled as such in the header according to 37 CFR 1.121(d).
6. DEPOSIT OF and/or INFORMATION about the deposit of BIOLOGICAL MATERIAL must be submitted. Note the attached Examiner's comment regarding REQUIREMENT FOR THE DEPOSIT OF BIOLOGICAL MATERIAL.

Attachment(s)

- | | |
|--|--|
| <ol style="list-style-type: none"> 1. <input checked="" type="checkbox"/> Notice of References Cited (PTO-892) 2. <input type="checkbox"/> Information Disclosure Statements (PTO/SB/08), Paper No./Mail Date _____ 3. <input type="checkbox"/> Examiner's Comment Regarding Requirement for Deposit of Biological Material 4. <input type="checkbox"/> Interview Summary (PTO-413), Paper No./Mail Date _____ | <ol style="list-style-type: none"> 5. <input type="checkbox"/> Examiner's Amendment/Comment 6. <input checked="" type="checkbox"/> Examiner's Statement of Reasons for Allowance 7. <input type="checkbox"/> Other _____. |
|--|--|

/SHAWNCHOY RAHMAN/
Primary Examiner, Art Unit 2438

DETAILED ACTION

1. The present application is being examined under the pre-AIA first to invent provisions.
2. The notice of allowance is in response to terminal disclaimer filed on 12/27/2016, 12/22/2016, and claim amendments/arguments filed on 10/19/2016.
3. The text of those sections of Title 35 U.S. Code not included in this section can be found in the prior office action. The prior office actions are incorporated herein by reference. In particular, the observations with respect to claim language, and response to previously presented arguments.
4. Claims 21-37 are now renumbered as claims 1-17 are pending.

Response to Arguments

5. The electronic terminal disclaimer filed on 12/22/2016 disclaiming the terminal portion of any patent granted on this application which would extend beyond the expiration date of any patent granted on US patent # 9,269,208 and US patent # 8,266,442 has/have been reviewed and accepted. The terminal disclaimer has been recorded.
6. Applicant(s) claim amendments and arguments filed 10/19/2016 (see page 13-15 of remarks) with respect to the claims 21-37 have been fully considered and are persuasive to overcome prior art(s) rejection.

Allowable Subject matter

7. **Claims 21-37** are allowed over prior art of record.

Examiner's Statement of Reasons for Allowance

8. Regarding the claimed terms, the Examiner notes that a "general term must be understood in the context in which the inventor presents it." In re Glaug 283 F.3d 1335, 1340, 62 USPQ2d 1151, 1154 (Fed. Cir. 2002). Therefore the Examiner must interpret the claimed terms as found on the specification of the instant application. Clearly almost all the general terms in the claims may have multiple meanings. So where a claim term "is susceptible to various meanings,...the inventor's lexicography must prevail.... " Id. Using these definitions for the claims, the claimed invention was not reasonably found in the prior art.

9. Independent claims 21, 30, 31, 34, 35, 36, and 37 are allowed for reasons argued by applicant in pages 13-15 of the Remarks, filed 10/19/2016, and dependent claims 22-29, 32-33 depend upon one of the above-mentioned allowed claims and are therefore allowed by virtue of their dependencies.

10. The closest prior arts of record:

a. US 7,152,045 (Hoffman) teaches a method for examining the biometrics samples during registration and comparing such biometrics with a collection of biometrics samples from individuals who have been designated as having previously attempted to perpetrate or who have actually perpetrated fraud upon the system.

b. US 6,229,906 (Pu) teaches a system using fingerprint sequence codes. The system includes a template database with a plurality of different fingerprints from authorized users, a sequence code database with secret sequence codes of all authorized users, and a user stack memory having blank spaces for authorized users to store the

corresponding secret sequence code. Different authorized users have different secret sequence codes and one user's secret sequence code is not known by another user.

11. Independent claims 21 recites, inter-alia *“receive a series of entries of a biometric signal, said series being characterized according to at least one of the number of said entries and a duration of each said entry; map said series into an instruction; and populate a database according to the instruction, wherein the controlled item is one of: a locking mechanism of a physical access structure or an electronic lock on an electronic computing device.”* None of the prior arts on the record anticipates or makes obvious the above limitation combined with other limitations recited in claim 21.

12. Independent claims 30, 31, 34, 35, 36, and 37 although different, further recites similar limitations to those found in claim 21. Therefore claims 30, 31, 34, 35, 36, and 37 are considered to be allowable for the same reasons discussed above.

13. Examiner performed updated search and additional search does not yield other specific references that reasonably, either singularly or in combination with cited references, would result a proper rejection that would have anticipated or made obvious all the steps disclosed in the independent claims 21, 30, 31, 34, 35, 36, and 37 with proper motivation at or before the time it was effectively filed.

14. Any comments considered necessary by applicant must be submitted no later than payment of the issue fee and, to avoid processing delays, should preferably accompany the issue fee. Such submissions should be clearly labeled “Comments on Statement of Reasons for Allowance.”

CONCLUSION

Prior arts made of record, not relied upon: See PTO – 892.

Any inquiry concerning this communication or earlier communications from the examiner should be directed to SHAWNCHOY RAHMAN whose telephone number is (571)270-7471. The examiner can normally be reached on Monday to Friday: 9:00 AM - 5:00 PM.

If attempts to reach the examiner by telephone are unsuccessful, the examiner's supervisor, TAGHI T. ARANI can be reached on 5712723787. The fax phone number for the organization where this application or proceeding is assigned is 571-273-8300.

Information regarding the status of an application may be obtained from the Patent Application Information Retrieval (PAIR) system. Status information for published applications may be obtained from either Private PAIR or Public PAIR. Status information for unpublished applications is available through Private PAIR only. For more information about the PAIR system, see <http://pair-direct.uspto.gov>. Should you have questions on access to the Private PAIR system, contact the Electronic Business Center (EBC) at 866-217-9197 (toll-free). If you would like assistance from a USPTO Customer Service Representative or access to the automated information system, call 800-786-9199 (IN USA OR CANADA) or 571-272-1000.

/SHAWNCHOY RAHMAN/
Primary Examiner, Art Unit 2438

| | | | |
|-----------------------------------|---------------------------------------|--|-------------|
| Notice of References Cited | Application/Control No. 15/000,818 | Applicant(s)/Patent Under Reexamination BURKE, CHRISTOPHER JOHN | |
| | Examiner SHAWNCHOY RAHMAN | Art Unit 2438 | Page 1 of 1 |

U.S. PATENT DOCUMENTS

| * | Document Number Country Code-Number-Kind Code | Date MM-YYYY | Name | CPC Classification | US Classification |
|---|--|-----------------|------|--------------------|-------------------|
| | A | US- | | | |
| | B | US- | | | |
| | C | US- | | | |
| | D | US- | | | |
| | E | US- | | | |
| | F | US- | | | |
| | G | US- | | | |
| | H | US- | | | |
| | I | US- | | | |
| | J | US- | | | |
| | K | US- | | | |
| | L | US- | | | |
| | M | US- | | | |


FOREIGN PATENT DOCUMENTS

| * | Document Number Country Code-Number-Kind Code | Date MM-YYYY | Country | Name | CPC Classification |
|---|--|-----------------|---------|------|--------------------|
| | N | | | | |
| | O | | | | |
| | P | | | | |
| | Q | | | | |
| | R | | | | |
| | S | | | | |
| | T | | | | |

NON-PATENT DOCUMENTS

| * | Include as applicable: Author, Title Date, Publisher, Edition or Volume, Pertinent Pages) | |
|---|--|--|
| U | Klosterman, Andrew J., and Gregory R. Ganger. "Secure continuous biometric-enhanced authentication." (2000). | |
| V | | |
| W | | |
| X | | |

*A copy of this reference is not being furnished with this Office action. (See MPEP § 707.05(a).)
Dates in MM-YYYY format are publication dates. Classifications may be US or foreign.

| | | |
|--|--|---|
| Search Notes  | Application/Control No. 15000818 | Applicant(s)/Patent Under Reexamination BURKE, CHRISTOPHER JOHN |
| | Examiner SHAWNCHOY RAHMAN | Art Unit 2438 |

| CPC- SEARCHED | | |
|---------------|-----------|----------|
| Symbol | Date | Examiner |
| G06F21/32 | 6/26/2016 | SR |


| CPC COMBINATION SETS - SEARCHED | | |
|---------------------------------|------|----------|
| Symbol | Date | Examiner |
| | | |

| US CLASSIFICATION SEARCHED | | | |
|----------------------------|----------|------|----------|
| Class | Subclass | Date | Examiner |
| | | | |

| SEARCH NOTES | | |
|--|------------|----------|
| Search Notes | Date | Examiner |
| Text search combined with CPC symbols | 6/26/2016 | SR |
| Inventor name, Assignee | 6/26/2016 | SR |
| Google Patent, Google Scholar, ACM, IEEE | 6/26/2016 | SR |
| Updated keywords combined with CPC symbols | 12/24/2016 | SR |
| Inventor name, Assignee | 12/24/2016 | SR |
| Google Scholar, IEEE, Google Patent, ACM | 12/24/2016 | SR |

| INTERFERENCE SEARCH | | | |
|-------------------------|---|------------|----------|
| US Class/ CPC Symbol | US Subclass / CPC Group | Date | Examiner |
| DOT claim search | ((series sequence\$1) AND entr\$3 AND biometric\$1 AND duration AND map\$4 AND database AND (lock\$3 unlock\$3)).CLM. | 12/24/2016 | SR |

| | |
|--|--|
| | |
|--|--|

| | | |
|--|--|---|
| <i>Index of Claims</i>  | Application/Control No. 15000818 | Applicant(s)/Patent Under Reexamination BURKE, CHRISTOPHER JOHN |
| | Examiner SHAWNCHOY RAHMAN | Art Unit 2438 |

| | |
|---|-----------------|
| ✓ | Rejected |
| = | Allowed |


| | |
|---|-------------------|
| - | Cancelled |
| ÷ | Restricted |

| | |
|---|---------------------|
| N | Non-Elected |
| I | Interference |

| | |
|---|-----------------|
| A | Appeal |
| O | Objected |

Claims renumbered in the same order as presented by applicant
 CPA
 T.D.
 R.1.47

| CLAIM | | DATE | | | | | | | |
|-------|----------|------------|------------|--|--|--|--|--|--|
| Final | Original | 06/26/2016 | 12/24/2016 | | | | | | |
| | 1 | ✓ | ✓ | | | | | | |
| | 2 | ✓ | ✓ | | | | | | |
| | 3 | ✓ | ✓ | | | | | | |
| | 4 | ✓ | ✓ | | | | | | |
| | 5 | ✓ | ✓ | | | | | | |
| | 6 | ✓ | ✓ | | | | | | |
| | 7 | ✓ | ✓ | | | | | | |
| | 8 | ✓ | ✓ | | | | | | |
| | 9 | ✓ | ✓ | | | | | | |
| | 10 | ✓ | ✓ | | | | | | |
| | 11 | ✓ | ✓ | | | | | | |
| | 12 | ✓ | ✓ | | | | | | |
| | 13 | ✓ | ✓ | | | | | | |
| | 14 | ✓ | ✓ | | | | | | |
| | 15 | ✓ | ✓ | | | | | | |
| | 16 | ✓ | ✓ | | | | | | |
| | 17 | ✓ | ✓ | | | | | | |
| | 18 | ✓ | ✓ | | | | | | |
| | 19 | ✓ | ✓ | | | | | | |
| | 20 | ✓ | ✓ | | | | | | |
| 1 | 21 | | = | | | | | | |
| 2 | 22 | | = | | | | | | |
| 3 | 23 | | = | | | | | | |
| 4 | 24 | | = | | | | | | |
| 5 | 25 | | = | | | | | | |
| 6 | 26 | | = | | | | | | |
| 7 | 27 | | = | | | | | | |
| 8 | 28 | | = | | | | | | |
| 9 | 29 | | = | | | | | | |
| 10 | 30 | | = | | | | | | |
| 11 | 31 | | = | | | | | | |
| 12 | 32 | | = | | | | | | |
| 13 | 33 | | = | | | | | | |
| 14 | 34 | | = | | | | | | |
| 15 | 35 | | = | | | | | | |
| 16 | 36 | | = | | | | | | |

| | | |
|--|--|---|
| <i>Index of Claims</i>  | Application/Control No. 15000818 | Applicant(s)/Patent Under Reexamination BURKE, CHRISTOPHER JOHN |
| | Examiner SHAWNCHOY RAHMAN | Art Unit 2438 |

| | |
|---|-----------------|
| ✓ | Rejected |
| = | Allowed |

| | |
|---|-------------------|
| - | Cancelled |
| ÷ | Restricted |

| | |
|---|---------------------|
| N | Non-Elected |
| I | Interference |

| | |
|---|-----------------|
| A | Appeal |
| O | Objected |

| <input type="checkbox"/> Claims renumbered in the same order as presented by applicant | | <input type="checkbox"/> CPA | | <input checked="" type="checkbox"/> T.D. | | <input type="checkbox"/> R.1.47 | | | |
|--|----------|------------------------------|------------|--|--|---------------------------------|--|--|--|
| CLAIM | | DATE | | | | | | | |
| Final | Original | 06/26/2016 | 12/24/2016 | | | | | | |
| 17 | 37 | | = | | | | | | |

EAST Search History

EAST Search History (Prior Art)

| Ref # | Hits | Search Query | DBs | Default Operator | Plurals | Time Stamp |
|-------|--------|---|---|------------------|---------|---------------------|
| L2 | 405 | (duration period time length span) SAME (biometric fingerprint retina) SAME (series sequence consecutive successive) SAME entries | US-PGPUB; USPAT; USOCR; FPRS; EPO; JPO; DERWENT; IBM_TDB | OR | ON | 2016/12/24 13:41 |
| L3 | 62 | L2 and (@ad OR @pd OR @lad OR @ptad) < "20030813" | US-PGPUB; USPAT; USOCR; FPRS; EPO; JPO; DERWENT; IBM_TDB | OR | ON | 2016/12/24 13:42 |
| L4 | 139595 | (G06F21/32 or G06F21/35 or G07C9/00158 or H04W12/08 or H04L63/0861 or H04W84/18 or H04W84/12).cpc. | US-PGPUB; USPAT; USOCR; FPRS; EPO; JPO; DERWENT; IBM_TDB | OR | ON | 2016/12/24 13:43 |
| L5 | 10 | L3 AND L4 | US-PGPUB; USPAT; USOCR; FPRS; EPO; JPO; DERWENT; IBM_TDB | OR | ON | 2016/12/24 13:43 |
| L6 | 5 | (("SECURICOM") near3 ("(NSW)") near3 ("{PTY}") near3 ("LTD")).AS. | USPAT | OR | OFF | 2016/12/24 13:43 |
| L7 | 49 | ((Christopher) near2 (Burke)).INV. | US-PGPUB; USPAT; USOCR | OR | ON | 2016/12/24 13:43 |
| L8 | 5 | L6 AND L7 | US-PGPUB; USPAT; USOCR; FPRS; EPO; JPO; DERWENT; IBM_TDB | OR | ON | 2016/12/24 13:43 |
| L9 | 0 | L3 AND L8 | US-PGPUB; USPAT; USOCR; FPRS; EPO; JPO; DERWENT; IBM_TDB | OR | ON | 2016/12/24 13:43 |
| S1 | 656 | (biometric fingerprint) with (key near fob) | US-PGPUB; USPAT; USOCR; FPRS; EPO; JPO; DERWENT; IBM_TDB | OR | ON | 2014/03/18 12:45 |
| S2 | 275 | (biometric fingerprint) with (key near fob) and (audit\$ examin\$3 investigat\$3) | US-PGPUB; USPAT; USOCR; FPRS; | OR | ON | 2014/03/18 12:47 |

| | | | | | | |
|-----|-------|--|---|----|-----|---------------------|
| | | | EPO; JPO; DERWENT; IBM_TDB | | | |
| S3 | 49 | (biometric fingerprint) with (key near fob) and (audit\$ examin\$3 investigat\$3) and (@ad OR @pd OR @rlad OR @ptad) < "20040813" | US-PGPUB; USPAT; USOCR; FPRS; EPO; JPO; DERWENT; IBM_TDB | OR | ON | 2014/03/18 12:48 |
| S4 | 43 | (biometric fingerprint) with (key near fob) and (audit\$ examin\$3 investigat\$3) and (@ad OR @pd OR @rlad OR @ptad) < "20030813" | US-PGPUB; USPAT; USOCR; FPRS; EPO; JPO; DERWENT; IBM_TDB | OR | ON | 2014/03/18 12:51 |
| S5 | 0 | (biometric fingerprint) with (remote near key near fob) and (audit\$ examin\$3 investigat\$3) and (@ad OR @pd OR @rlad OR @ptad) < "20030813" | US-PGPUB; USPAT; USOCR; FPRS; EPO; JPO; DERWENT; IBM_TDB | OR | ON | 2014/03/18 12:52 |
| S6 | 0 | (biometric fingerprint) with (remote near2 key near fob) and (audit\$ examin\$3 investigat\$3) and (@ad OR @pd OR @rlad OR @ptad) < "20030813" | US-PGPUB; USPAT; USOCR; FPRS; EPO; JPO; DERWENT; IBM_TDB | OR | ON | 2014/03/18 12:53 |
| S7 | 2 | ("8266442").PN. | US-PGPUB; USPAT; USOCR; FPRS; EPO; JPO; DERWENT; IBM_TDB | OR | ON | 2014/03/19 12:36 |
| S8 | 2 | "20120278863" | US-PGPUB; USPAT; USOCR; FPRS; EPO; JPO; DERWENT; IBM_TDB | OR | ON | 2014/03/19 12:42 |
| S9 | 2 | "20120311346" | US-PGPUB; USPAT; USOCR; FPRS; EPO; JPO; DERWENT; IBM_TDB | OR | ON | 2014/03/19 12:43 |
| S10 | 2 | "20120311343" | US-PGPUB; USPAT; USOCR; FPRS; EPO; JPO; DERWENT; IBM_TDB | OR | ON | 2014/03/19 12:43 |
| S11 | 29 | ((Christopher) near2 (Burke)).INV. | US-PGPUB; USPAT; USOCR | OR | ON | 2014/03/19 15:33 |
| S12 | 16349 | (713/182-186,168).CCLS. | US-PGPUB; USPAT; USOCR; FPRS; EPO; JPO; DERWENT; IBM_TDB | OR | OFF | 2014/03/19 15:34 |

| | | | | | | |
|-----|-------|---|---|----|-----|---------------------|
| S13 | 23869 | (726/2,7,26-30).CCLS. | US-PGPUB; USPAT; USOCR; FPRS; EPO; JPO; DERWENT; IBM_TDB | OR | OFF | 2014/03/19 15:34 |
| S14 | 33433 | (709/224-225).CCLS. | US-PGPUB; USPAT; USOCR; FPRS; EPO; JPO; DERWENT; IBM_TDB | OR | OFF | 2014/03/19 15:35 |
| S15 | 738 | biometric with identif\$7 same (access near2 (right privilege control)) and (((unconditional unlimited) near2 access) duress alert telemetry) | US-PGPUB; USPAT; USOCR; FPRS; EPO; JPO; DERWENT; IBM_TDB | OR | ON | 2014/03/19 15:35 |
| S16 | 33 | (enroll\$3 register\$3) with (((biometric adj image) biometric (fingerprint adj image) fingerprint) near (sequence array)) | US-PGPUB; USPAT; USOCR; FPRS; EPO; JPO; DERWENT; IBM_TDB | OR | ON | 2014/03/19 15:35 |
| S17 | 4829 | assign\$3 with (access near (right privilege)) | US-PGPUB; USPAT; USOCR; FPRS; EPO; JPO; DERWENT; IBM_TDB | OR | ON | 2014/03/19 15:35 |
| S18 | 1377 | (access near (right privilege)) same (((biometric adj image) biometric (fingerprint adj image) fingerprint) | US-PGPUB; USPAT; USOCR; FPRS; EPO; JPO; DERWENT; IBM_TDB | OR | ON | 2014/03/19 15:36 |
| S19 | 174 | S17 and S18 | US-PGPUB; USPAT; USOCR; FPRS; EPO; JPO; DERWENT; IBM_TDB | OR | ON | 2014/03/19 15:36 |
| S20 | 26 | S12 and S19 | US-PGPUB; USPAT; USOCR; FPRS; EPO; JPO; DERWENT; IBM_TDB | OR | ON | 2014/03/19 15:36 |
| S21 | 24 | S13 and S19 | US-PGPUB; USPAT; USOCR; FPRS; EPO; JPO; DERWENT; IBM_TDB | OR | ON | 2014/03/19 15:37 |
| S22 | 4 | S14 and S19 | US-PGPUB; USPAT; USOCR; FPRS; EPO; JPO; DERWENT; IBM_TDB | OR | ON | 2014/03/19 15:37 |

| | | | | | | |
|-----|------|---|---|----|----|---------------------|
| S23 | 23 | S15 and S19 | US-PGPUB; USPAT; USOCR; FPRS; EPO; JPO; DERWENT; IBM_TDB | OR | ON | 2014/03/19 15:37 |
| S24 | 65 | S12 and S15 | US-PGPUB; USPAT; USOCR; FPRS; EPO; JPO; DERWENT; IBM_TDB | OR | ON | 2014/03/19 15:37 |
| S25 | 41 | S13 and S15 | US-PGPUB; USPAT; USOCR; FPRS; EPO; JPO; DERWENT; IBM_TDB | OR | ON | 2014/03/19 15:37 |
| S26 | 11 | S14 and S15 | US-PGPUB; USPAT; USOCR; FPRS; EPO; JPO; DERWENT; IBM_TDB | OR | ON | 2014/03/19 15:37 |
| S27 | 27 | S15 and S17 | US-PGPUB; USPAT; USOCR; FPRS; EPO; JPO; DERWENT; IBM_TDB | OR | ON | 2014/03/19 15:37 |
| S28 | 165 | S15 and S18 | US-PGPUB; USPAT; USOCR; FPRS; EPO; JPO; DERWENT; IBM_TDB | OR | ON | 2014/03/19 15:37 |
| S29 | 1377 | ((access near (right privilege)) same ((biometric adj image) biometric (fingerprint adj image) fingerprint) | US-PGPUB; USPAT; USOCR; FPRS; EPO; JPO; DERWENT; IBM_TDB | OR | ON | 2014/03/19 15:38 |
| S30 | 131 | (assign\$3 provid\$3) with (access adj (right privilege)) same (biometric fingerprint) | US-PGPUB; USPAT; USOCR; FPRS; EPO; JPO; DERWENT; IBM_TDB | OR | ON | 2014/03/19 15:38 |
| S31 | 94 | ((biometric fingerprint) with ((multiple plural consecutive sequential successive) near2 entr\$3) | US-PGPUB; USPAT; USOCR; FPRS; EPO; JPO; DERWENT; IBM_TDB | OR | ON | 2014/11/06 13:34 |
| S32 | 33 | ((biometric fingerprint) with ((multiple plural consecutive sequential successive) near2 entr\$3) and (@ad OR @pd OR @rlad OR @ptad) < "20030813" | US-PGPUB; USPAT; USOCR; FPRS; EPO; JPO; DERWENT; IBM_TDB | OR | ON | 2014/11/06 13:34 |

| | | | | | | |
|-----|-------|---|---|----|-----|---------------------|
| S33 | 18809 | (713/182-186,168).CCLS. | US-PGPUB; USPAT; USOCR; FPRS; EPO; JPO; DERWENT; IBM_TDB | OR | OFF | 2014/11/06 13:35 |
| S34 | 2 | S33 and S32 | US-PGPUB; USPAT; USOCR; FPRS; EPO; JPO; DERWENT; IBM_TDB | OR | ON | 2014/11/06 13:35 |
| S35 | 29312 | (726/2,7,26-30).CCLS. | US-PGPUB; USPAT; USOCR; FPRS; EPO; JPO; DERWENT; IBM_TDB | OR | OFF | 2014/11/06 13:35 |
| S36 | 0 | S35 and S32 | US-PGPUB; USPAT; USOCR; FPRS; EPO; JPO; DERWENT; IBM_TDB | OR | ON | 2014/11/06 13:35 |
| S37 | 39035 | (709/224-225).CCLS. | US-PGPUB; USPAT; USOCR; FPRS; EPO; JPO; DERWENT; IBM_TDB | OR | OFF | 2014/11/06 13:35 |
| S38 | 0 | S37 and S32 | US-PGPUB; USPAT; USOCR; FPRS; EPO; JPO; DERWENT; IBM_TDB | OR | ON | 2014/11/06 13:35 |
| S39 | 36 | ((Christopher) near2 (Burke)).INV. | US-PGPUB; USPAT; USOCR | OR | ON | 2014/11/06 13:35 |
| S40 | 0 | S39 and S31 | US-PGPUB; USPAT; USOCR; FPRS; EPO; JPO; DERWENT; IBM_TDB | OR | ON | 2014/11/06 13:35 |
| S41 | 10 | (biometric fingerprint) with ((consecutive sequential successive) near2 entr\$3) and (@ad OR @pd OR @rlad OR @ptad) < "20030813" | US-PGPUB; USPAT; USOCR; FPRS; EPO; JPO; DERWENT; IBM_TDB | OR | ON | 2014/11/06 13:36 |
| S42 | 17 | (calculat\$3 detect\$3 identify\$3) with (number near5 (biometric near2 entr\$3)) | US-PGPUB; USPAT; USOCR; FPRS; EPO; JPO; DERWENT; IBM_TDB | OR | ON | 2015/04/20 21:40 |
| S43 | 0 | (calculat\$3 detect\$3 identify\$3) with (duration near5 (biometric near2 entr\$3)) | US-PGPUB; USPAT; USOCR; FPRS; | OR | ON | 2015/04/20 21:40 |

| | | | | | | |
|-----|----|--|---|----|----|---------------------|
| | | | EPO; JPO; DERWENT; IBM_TDB | | | |
| S44 | 1 | (calculat\$3 detect\$3 identify\$3) with ((duration period time) near5 (biometric near2 entr\$3)) | US-PGPUB; USPAT; USOCR; FPRS; EPO; JPO; DERWENT; IBM_TDB | OR | ON | 2015/04/20 21:40 |
| S45 | 1 | (calculat\$3 detect\$3 identify\$3) with ((duration period time length span) near5 (biometric near2 entr\$3)) | US-PGPUB; USPAT; USOCR; FPRS; EPO; JPO; DERWENT; IBM_TDB | OR | ON | 2015/04/20 21:41 |
| S46 | 14 | ((duration period time length span) near5 (biometric near2 entr\$3)) | US-PGPUB; USPAT; USOCR; FPRS; EPO; JPO; DERWENT; IBM_TDB | OR | ON | 2015/04/21 10:42 |
| S47 | 0 | (duration (time near2 (period length span))) with ((each multiple plural) near5 (biometric near2 entr\$3)) | US-PGPUB; USPAT; USOCR; FPRS; EPO; JPO; DERWENT; IBM_TDB | OR | ON | 2015/04/21 10:47 |
| S48 | 0 | (duration (time near5 (period length span))) with ((each multiple plural) near5 (biometric near2 entr\$3)) | US-PGPUB; USPAT; USOCR; FPRS; EPO; JPO; DERWENT; IBM_TDB | OR | ON | 2015/04/21 10:47 |
| S49 | 23 | (duration (time near5 (period length span))) with (biometric near2 entr\$3) | US-PGPUB; USPAT; USOCR; FPRS; EPO; JPO; DERWENT; IBM_TDB | OR | ON | 2015/04/21 10:47 |
| S50 | 8 | (biometric fingerprint) SAME ((consecutive sequential successive) near2 entr\$3) SAME ((number count\$3) near5 entr\$3) AND (@ad OR @pd OR @rlad OR @ptad) < "20030813" | US-PGPUB; USPAT; USOCR; FPRS; EPO; JPO; DERWENT; IBM_TDB | OR | ON | 2015/04/21 11:15 |
| S51 | 13 | (biometric fingerprint) SAME ((consecutive sequential successive) near2 entr\$3) AND ((number count\$3) near5 entr\$3) AND (@ad OR @pd OR @rlad OR @ptad) < "20030813" | US-PGPUB; USPAT; USOCR; FPRS; EPO; JPO; DERWENT; IBM_TDB | OR | ON | 2015/04/21 11:16 |
| S52 | 55 | (duration (time near5 (period length span))) with ((biometric fingerprint (retina near2 scan)) near5 entr\$3) | US-PGPUB; USPAT; USOCR; FPRS; EPO; JPO; DERWENT; IBM_TDB | OR | ON | 2015/04/21 11:25 |
| S53 | 19 | (duration (time near5 (period length span))) with ((biometric fingerprint (retina near2 scan)) near5 entr\$3) | US-PGPUB; USPAT; USOCR; FPRS; | OR | ON | 2015/04/21 11:25 |

| | | | | | | |
|-----|-------|--|---|----|----|---------------------|
| | | and (@ad OR @pd OR @rlad OR @ptad) < "20030813" | EPO; JPO; DERWENT; IBM_TDB | | | |
| S54 | 161 | "5109428" | US-PGPUB; USPAT; USOCR; FPRS; EPO; JPO; DERWENT; IBM_TDB | OR | ON | 2015/04/21 12:15 |
| S55 | 4 | "5109428".PN. | US-PGPUB; USPAT; USOCR; FPRS; EPO; JPO; DERWENT; IBM_TDB | OR | ON | 2015/04/21 12:15 |
| S56 | 3 | ((biometric fingerprint) same ((consecutive successive) near2 entr\$3) and (@ad OR @pd OR @rlad OR @ptad) < "20030813" | US-PGPUB; USPAT; USOCR; FPRS; EPO; JPO; DERWENT; IBM_TDB | OR | ON | 2015/04/21 12:20 |
| S57 | 43 | ((biometric fingerprint) same ((consecutive successive multiple) near2 entr\$3) and (@ad OR @pd OR @rlad OR @ptad) < "20030813" | US-PGPUB; USPAT; USOCR; FPRS; EPO; JPO; DERWENT; IBM_TDB | OR | ON | 2015/04/21 12:22 |
| S58 | 2 | "6195447 ".PN. | US-PGPUB; USPAT; USOCR; FPRS; EPO; JPO; DERWENT; IBM_TDB | OR | ON | 2015/04/21 13:12 |
| S59 | 2 | "6229906".PN. | US-PGPUB; USPAT; USOCR; FPRS; EPO; JPO; DERWENT; IBM_TDB | OR | ON | 2015/04/21 13:41 |
| S60 | 93012 | (G07C9/00158 or G06F21/35 or H04W12/08 or H04L63/0861 or G06F21/32 or H04W84/18 or H04W84/12).cpc. | US-PGPUB; USPAT; USOCR; FPRS; EPO; JPO; DERWENT; IBM_TDB | OR | ON | 2015/04/22 21:24 |
| S61 | 55 | ((duration (time near5 (period length span))) with ((biometric fingerprint (retina near2 scan)) near5 entr\$3) | US-PGPUB; USPAT; USOCR; FPRS; EPO; JPO; DERWENT; IBM_TDB | OR | ON | 2015/04/22 21:25 |
| S62 | 17 | S60 and S61 | US-PGPUB; USPAT; USOCR; FPRS; EPO; JPO; DERWENT; IBM_TDB | OR | ON | 2015/04/22 21:25 |
| S63 | 56 | ((duration (time near5 (period length span))) and ((series sequence\$1) near5 (biometric fingerprint (retina | US-PGPUB; USPAT; USOCR; FPRS; | OR | ON | 2015/09/09 11:55 |

| | | | | | | |
|-----|--------|---|---|----|----|---------------------|
| | | near2 scan)) near5 entr\$3) | EPO; JPO; DERWENT; IBM_TDB | | | |
| S64 | 56 | (duration (time near5 (period length span))) and ((series sequence\$1) near5 (biometric fingerprint (retina near2 scan)) near5 entr\$3) | US-PGPUB; USPAT; USOCR; FPRS; EPO; JPO; DERWENT; IBM_TDB | OR | ON | 2015/09/09 13:14 |
| S65 | 56 | (duration (time near5 (period length span))) and ((series sequence\$1) near5 (biometric fingerprint (retina near2 scan)) near5 entr\$3) | US-PGPUB; USPAT; USOCR; FPRS; EPO; JPO; DERWENT; IBM_TDB | OR | ON | 2015/10/01 13:36 |
| S66 | 23 | S65 AND (G07C9/00158 or G06F21/35 or H04W12/08 or H04L63/0861 or G06F21/32 or H04W84/18 or H04W84/12).cpc. | US-PGPUB; USPAT; USOCR; FPRS; EPO; JPO; DERWENT; IBM_TDB | OR | ON | 2015/10/01 13:36 |
| S67 | 12 | S65 and (@ad OR @pd OR @rlad OR @ptad) < "20030813" | US-PGPUB; USPAT; USOCR; FPRS; EPO; JPO; DERWENT; IBM_TDB | OR | ON | 2015/10/01 13:37 |
| S68 | 108 | ((series sequence\$1) near5 (biometric fingerprint (retina near2 scan)) near5 entr\$3) | US-PGPUB; USPAT; USOCR; FPRS; EPO; JPO; DERWENT; IBM_TDB | OR | ON | 2015/10/01 14:41 |
| S69 | 23 | S66 AND (G07C9/00158 or G06F21/35 or H04W12/08 or H04L63/0861 or G06F21/32 or H04W84/18 or H04W84/12).cpc. | US-PGPUB; USPAT; USOCR; FPRS; EPO; JPO; DERWENT; IBM_TDB | OR | ON | 2015/10/01 14:42 |
| S70 | 20 | S68 and (@ad OR @pd OR @rlad OR @ptad) < "20030813" | US-PGPUB; USPAT; USOCR; FPRS; EPO; JPO; DERWENT; IBM_TDB | OR | ON | 2015/10/01 14:43 |
| S71 | 46 | S68 AND (G07C9/00158 or G06F21/35 or H04W12/08 or H04L63/0861 or G06F21/32 or H04W84/18 or H04W84/12).cpc. | US-PGPUB; USPAT; USOCR; FPRS; EPO; JPO; DERWENT; IBM_TDB | OR | ON | 2015/10/01 14:43 |
| S73 | 121159 | (G06F21/32 or G06F21/35 or H04L63/0861 or H04W12/08 or G07C9/00158 or H04W84/18 or H04W84/12).cpc. | US-PGPUB; USPAT; USOCR; FPRS; EPO; JPO; DERWENT; IBM_TDB | OR | ON | 2016/06/26 10:15 |
| S74 | 1023 | biometric with identif\$7 same (access near2 (right privilege control)) and (((unconditional | US-PGPUB; USPAT; USOCR; FPRS; | OR | ON | 2016/06/26 10:16 |

| | | | | | | |
|-----|-----|---|--|----|-----|------------------|
| | | unlimited) near2 access) duress alert telemetry) | EPO; JPO; DERWENT; IBM_TDB | | | |
| S75 | 120 | ((series sequence\$1) near5 (biometric fingerprint (retina near2 scan)) near5 entr\$3) | US-PGPUB; USPAT; USOCR; FPRS; EPO; JPO; DERWENT; IBM_TDB | OR | ON | 2016/06/26 10:16 |
| S76 | 1 | S74 AND S75 | US-PGPUB; USPAT; USOCR; FPRS; EPO; JPO; DERWENT; IBM_TDB | OR | ON | 2016/06/26 10:16 |
| S77 | 163 | S73 AND S74 | US-PGPUB; USPAT; USOCR; FPRS; EPO; JPO; DERWENT; IBM_TDB | OR | ON | 2016/06/26 10:16 |
| S78 | 53 | S73 AND S75 | US-PGPUB; USPAT; USOCR; FPRS; EPO; JPO; DERWENT; IBM_TDB | OR | ON | 2016/06/26 10:16 |
| S79 | 5 | (("SECURICOM") near3 ("(NSW)") near3 ("{PTY}" near3 ("LTD")).AS. | USPAT | OR | OFF | 2016/06/26 10:17 |
| S80 | 47 | ((Christopher) near2 (Burke)).INV. | US-PGPUB; USPAT; USOCR | OR | ON | 2016/06/26 10:17 |
| S81 | 5 | S79 AND S80 | US-PGPUB; USPAT; USOCR; FPRS; EPO; JPO; DERWENT; IBM_TDB | OR | ON | 2016/06/26 10:17 |
| S82 | 47 | S79 OR S80 | US-PGPUB; USPAT; USOCR; FPRS; EPO; JPO; DERWENT; IBM_TDB | OR | ON | 2016/06/26 10:18 |
| S83 | 0 | S74 AND S82 | US-PGPUB; USPAT; USOCR; FPRS; EPO; JPO; DERWENT; IBM_TDB | OR | ON | 2016/06/26 10:18 |
| S84 | 22 | ("7152045" "6229906" "6992562" "20030126439" "7174017" "6992562" "20020038818" "5933515" "5109428" "6195447" "20040042642").PN. | US-PGPUB; USPAT; USOCR; FPRS; EPO; JPO; DERWENT; IBM_TDB | OR | OFF | 2016/06/26 10:30 |

EAST Search History (Interference)


| Ref | Hits | Search Query | DBs | Default | Plurals | Time |
|-----|------|--------------|-----|---------|---------|------|
|-----|------|--------------|-----|---------|---------|------|

EAST Search History

| # | | | Operator | | | Stamp |
|-----|----|---|------------------------|----|-----|---------------------|
| L1 | 38 | ((series sequence\$1) AND entr\$3 AND biometric\$1 AND duration AND map\$4 AND database AND (lock\$3 unlock\$3)).CLM. | US- PGPUB; USPAT | OR | OFF | 2016/12/24 13:37 |
| S72 | 4 | ((duration (time near5 (period length span))) and ((series sequence\$1) near5 (biometric fingerprint (retina near2 scan)) near5 entr\$3) and (map\$4 match\$3) and database).CLM. | US- PGPUB; USPAT | OR | ON | 2015/10/01 13:28 |

12/ 24/ 2016 1:57:09 PM


C:\Users\mrahman3\Documents\EAST Workspaces\13572166_First.wsp

| | | | |
|--|--|---|--|
| Issue Classification  | Application/Control No. 15000818 | Applicant(s)/Patent Under Reexamination BURKE, CHRISTOPHER JOHN | |
| | Examiner SHAWNCHOY RAHMAN | Art Unit 2438 | |

| CPC | | | | | | |
|--------|----|--|--|-------|------|------------|
| Symbol | | | | | Type | Version |
| G06F | 21 | | | 32 | F | 2013-01-01 |
| G06F | 21 | | | 35 | I | 2013-01-01 |
| G07C | 9 | | | 00158 | I | 2013-01-01 |
| H04L | 63 | | | 0861 | I | 2013-01-01 |
| H04W | 12 | | | 08 | I | 2013-01-01 |
| H04W | 84 | | | 12 | A | 2013-01-01 |
| H04W | 84 | | | 18 | A | 2013-01-01 |
| | | | | | | |
| | | | | | | |
| | | | | | | |
| | | | | | | |
| | | | | | | |
| | | | | | | |
| | | | | | | |
| | | | | | | |


| CPC Combination Sets | | | | |
|----------------------|------|-----|---------|---------|
| Symbol | Type | Set | Ranking | Version |
| | | | | |
| | | | | |

| | | | |
|---|------------|------------------------------|-------------------|
| NONE | | Total Claims Allowed: | |
| (Assistant Examiner) | (Date) | 17 | |
| /SHAWNCHOY RAHMAN/ Primary Examiner. Art Unit 2438 | 12/28/2016 | O.G. Print Claim(s) | O.G. Print Figure |
| (Primary Examiner) | (Date) | 21 | 2 |

| | | |
|--|--|---|
| Issue Classification  | Application/Control No. 15000818 | Applicant(s)/Patent Under Reexamination BURKE, CHRISTOPHER JOHN |
| | Examiner SHAWNCHOY RAHMAN | Art Unit 2438 |

| US ORIGINAL CLASSIFICATION | | | | | INTERNATIONAL CLASSIFICATION | | | | | | | | |
|----------------------------|-----------------------------------|----------|--|--|------------------------------|---|---|---|----------------------|--|--|--|--|
| CLASS | | SUBCLASS | | | CLAIMED | | | | NON-CLAIMED | | | | |
| | | | | | H | 0 | 4 | L | 29 / 06 (2006.01.01) | | | | |
| CROSS REFERENCE(S) | | | | | | | | | | | | | |
| CLASS | SUBCLASS (ONE SUBCLASS PER BLOCK) | | | | | | | | | | | | |
| | | | | | | | | | | | | | |
| | | | | | | | | | | | | | |
| | | | | | | | | | | | | | |
| | | | | | | | | | | | | | |
| | | | | | | | | | | | | | |
| | | | | | | | | | | | | | |
| | | | | | | | | | | | | | |
| | | | | | | | | | | | | | |
| | | | | | | | | | | | | | |
| | | | | | | | | | | | | | |
| | | | | | | | | | | | | | |
| | | | | | | | | | | | | | |
| | | | | | | | | | | | | | |
| | | | | | | | | | | | | | |
| | | | | | | | | | | | | | |
| | | | | | | | | | | | | | |

| | | | |
|---|------------|------------------------------|-------------------|
| NONE | | Total Claims Allowed: | |
| (Assistant Examiner) | (Date) | 17 | |
| /SHAWNCHOY RAHMAN/ Primary Examiner. Art Unit 2438 | 12/28/2016 | O.G. Print Claim(s) | O.G. Print Figure |
| (Primary Examiner) | (Date) | 21 | 2 |

| | | |
|--|--|---|
| Issue Classification  | Application/Control No. 15000818 | Applicant(s)/Patent Under Reexamination BURKE, CHRISTOPHER JOHN |
| | Examiner SHAWNCHOY RAHMAN | Art Unit 2438 |

| <input type="checkbox"/> Claims renumbered in the same order as presented by applicant | | | | | | | | | | | | | | | | <input type="checkbox"/> CPA | | | | | | | | | | | | | | | | <input checked="" type="checkbox"/> T.D. | | | | | | | | | | | | | | | | <input type="checkbox"/> R.1.47 | | | | | | | | | | | | | | | |
|--|----------|-------|----------|-------|----------|-------|----------|-------|----------|-------|----------|-------|----------|-------|----------|------------------------------|----------|--|--|--|--|--|--|--|--|--|--|--|--|--|--|--|--|--|--|--|--|--|--|--|--|--|--|--|--|--|--|---------------------------------|--|--|--|--|--|--|--|--|--|--|--|--|--|--|--|
| Final | Original | Final | Original | Final | Original | Final | Original | Final | Original | Final | Original | Final | Original | Final | Original | Final | Original | | | | | | | | | | | | | | | | | | | | | | | | | | | | | | | | | | | | | | | | | | | | | | |
| | 1 | | 17 | 13 | 33 | | | | | | | | | | | | | | | | | | | | | | | | | | | | | | | | | | | | | | | | | | | | | | | | | | | | | | | | | | |
| | 2 | | 18 | 14 | 34 | | | | | | | | | | | | | | | | | | | | | | | | | | | | | | | | | | | | | | | | | | | | | | | | | | | | | | | | | | |
| | 3 | | 19 | 15 | 35 | | | | | | | | | | | | | | | | | | | | | | | | | | | | | | | | | | | | | | | | | | | | | | | | | | | | | | | | | | |
| | 4 | | 20 | 16 | 36 | | | | | | | | | | | | | | | | | | | | | | | | | | | | | | | | | | | | | | | | | | | | | | | | | | | | | | | | | | |
| | 5 | 1 | 21 | 17 | 37 | | | | | | | | | | | | | | | | | | | | | | | | | | | | | | | | | | | | | | | | | | | | | | | | | | | | | | | | | | |
| | 6 | 2 | 22 | | | | | | | | | | | | | | | | | | | | | | | | | | | | | | | | | | | | | | | | | | | | | | | | | | | | | | | | | | | | |
| | 7 | 3 | 23 | | | | | | | | | | | | | | | | | | | | | | | | | | | | | | | | | | | | | | | | | | | | | | | | | | | | | | | | | | | | |
| | 8 | 4 | 24 | | | | | | | | | | | | | | | | | | | | | | | | | | | | | | | | | | | | | | | | | | | | | | | | | | | | | | | | | | | | |
| | 9 | 5 | 25 | | | | | | | | | | | | | | | | | | | | | | | | | | | | | | | | | | | | | | | | | | | | | | | | | | | | | | | | | | | | |
| | 10 | 6 | 26 | | | | | | | | | | | | | | | | | | | | | | | | | | | | | | | | | | | | | | | | | | | | | | | | | | | | | | | | | | | | |
| | 11 | 7 | 27 | | | | | | | | | | | | | | | | | | | | | | | | | | | | | | | | | | | | | | | | | | | | | | | | | | | | | | | | | | | | |
| | 12 | 8 | 28 | | | | | | | | | | | | | | | | | | | | | | | | | | | | | | | | | | | | | | | | | | | | | | | | | | | | | | | | | | | | |
| | 13 | 9 | 29 | | | | | | | | | | | | | | | | | | | | | | | | | | | | | | | | | | | | | | | | | | | | | | | | | | | | | | | | | | | | |
| | 14 | 10 | 30 | | | | | | | | | | | | | | | | | | | | | | | | | | | | | | | | | | | | | | | | | | | | | | | | | | | | | | | | | | | | |
| | 15 | 11 | 31 | | | | | | | | | | | | | | | | | | | | | | | | | | | | | | | | | | | | | | | | | | | | | | | | | | | | | | | | | | | | |
| | 16 | 12 | 32 | | | | | | | | | | | | | | | | | | | | | | | | | | | | | | | | | | | | | | | | | | | | | | | | | | | | | | | | | | | | |

| | | | |
|---|------------|------------------------------|-------------------|
| NONE | | Total Claims Allowed: | |
| | | 17 | |
| (Assistant Examiner) | (Date) | O.G. Print Claim(s) | O.G. Print Figure |
| /SHAWNCHOY RAHMAN/ Primary Examiner. Art Unit 2438 | 12/28/2016 | 21 | 2 |
| (Primary Examiner) | (Date) | | |



UNITED STATES PATENT AND TRADEMARK OFFICE

UNITED STATES DEPARTMENT OF COMMERCE
United States Patent and Trademark Office
Address: COMMISSIONER FOR PATENTS
P.O. Box 1450
Alexandria, Virginia 22313-1450
www.uspto.gov

Table with columns: APPLICATION NO., FILING DATE, FIRST NAMED INVENTOR, ATTORNEY DOCKET NO., CONFIRMATION NO.
15/000,818 01/19/2016 Christopher John Burke 12838-9 3841
7590 02/10/2017
BGL P.O. BOX 10395 CHICAGO, IL 60610
EXAMINER RAHMAN, SHAWNCHOY
ART UNIT 2438 PAPER NUMBER

DATE MAILED: 02/10/2017

PRIORITY ACKNOWLEDGMENT

- 1. Receipt is acknowledged of priority papers submitted under 35 U.S.C. 119. The papers have been placed of record in the file.
2. Applicant's claim for priority, based on papers filed in parent Application Number PCT/AU2014/001083 submitted under 35 U.S.C. 119, is acknowledged.
3. The priority papers, submitted _____, after payment of the issue fee are
acknowledged
While the priority claim or certified copy filed will be placed in the file record, neither will be reviewed and the patent when published will not include the priority claim.
See 37 CFR 1.55(a)(2).
not acknowledged since the processing fee in 37 CFR 1.17(i) has not been received.
4. For utility and plant applications filed on or after November 29, 2000, the priority claim is not entered because the claim was not presented within the time limit required by 37 CFR 1.55(a)(1). A petition to accept a delayed claim for priority under 35 U.S.C. 119(a) - (d) or (f), or 365(a) may be filed. See 37 CFR 1.55(c) and MPEP 201.14(a).

Handwritten signature

571-272-4200 or 1-888-786-0101
Application Assistance Unit
Office of Data Management

PART B - FEE(S) TRANSMITTAL

Complete and send this form, together with applicable fee(s), to: **Mail** **Mail Stop ISSUE FEE**
Commissioner for Patents
P.O. Box 1450
Alexandria, Virginia 22313-1450
 or **Fax** **(571)-273-2885**

INSTRUCTIONS: This form should be used for transmitting the ISSUE FEE and PUBLICATION FEE (if required). Blocks 1 through 5 should be completed where appropriate. All further correspondence including the Patent, advance orders and notification of maintenance fees will be mailed to the current correspondence address as indicated unless corrected below or directed otherwise in Block 1, by (a) specifying a new correspondence address; and/or (b) indicating a separate "FEE ADDRESS" for maintenance fee notifications.

CURRENT CORRESPONDENCE ADDRESS (Note: Use Block 1 for any change of address)

757 7590 01/26/2017
 BGL
 P.O. BOX 10395
 CHICAGO, IL 60610

Note: A certificate of mailing can only be used for domestic mailings of the Fee(s) Transmittal. This certificate cannot be used for any other accompanying papers. Each additional paper, such as an assignment or formal drawing, must have its own certificate of mailing or transmission.

CERTIFICATE OF ELECTRONIC FILING

I hereby certify that this Fee(s) Transmittal is being electronically transmitted to the United States Patent and Trademark Office via the EFS pursuant to 37 CFR 1.8, on the date indicated below.

| | |
|---------------------|--------------------|
| E. Brandon Nykiel | (Depositor's name) |
| /E. Brandon Nykiel/ | (Signature) |
| April 24, 2017 | (Date) |

| APPLICATION NO. | FILING DATE | FIRST NAMED INVENTOR | ATTORNEY DOCKET NO. | CONFIRMATION NO. |
|-----------------|-------------|------------------------|---------------------|------------------|
| 15/000,818 | 01/19/2016 | Christopher John Burke | 12838-9 | 3841 |

TITLE OF INVENTION: REMOTE ENTRY SYSTEM

| APPLN. TYPE | ENTITY STATUS | ISSUE FEE DUE | PUBLICATION FEE DUE | PREV. PAID ISSUE FEE | TOTAL FEE(S) DUE | DATE DUE |
|----------------|---------------|---------------|---------------------|----------------------|------------------|------------|
| nonprovisional | SMALL | \$480 | \$0 | \$0 | \$480 | 04/26/2017 |

| EXAMINER | ART UNIT | CLASS-SUBCLASS |
|-------------------|----------|----------------|
| RAHMAN, SHAWNCHOY | 2438 | 726-007000 |

1. Change of correspondence address or indication of "Fee Address" (37 CFR 1.363).
 Change of correspondence address (or Change of Correspondence Address form PTO/SB/122) attached.
 "Fee Address" indication (or "Fee Address" Indication form PTO/SB/47; Rev 03-02 or more recent) attached. **Use of a Customer Number is required.**

2. For printing on the patent front page, list
 (1) The names of up to 3 registered patent attorneys or agents OR, alternatively,
 (2) The name of a single firm (having as a member a registered attorney or agent) and the names of up to 2 registered patent attorneys or agents. If no name is listed, no name will be printed.

1 Brinks Gilson & Lione
 2 _____
 3 _____

3. ASSIGNEE NAME AND RESIDENCE DATA TO BE PRINTED ON THE PATENT (print or type)
 PLEASE NOTE: Unless an assignee is identified below, no assignee data will appear on the patent. If an assignee is identified below, the document has been filed for recordation as set forth in 37 CFR 3.11. Completion of this form is NOT a substitute for filing an assignment.

(A) NAME OF ASSIGNEE **SECURICOM (NSW) PTY LTD**
 (B) RESIDENCE: (CITY and STATE OR COUNTRY) **Ramsgate, Australia**

Please check the appropriate assignee category or categories (will not be printed on the patent): Individual Corporation or other private group entity Government

4a. The following fee(s) are submitted:
 Issue Fee
 Publication Fee (No small entity discount permitted)
 Advance Order - # of Copies _____

4b. Payment of Fee(s): (Please first reapply any previously paid issue fee shown above)
 A check is enclosed.
 Payment by credit card. Form PTO-2038 is attached.
 The director is hereby authorized to charge the required fee(s), any deficiency, or credits any overpayment, to Deposit Account Number 23-1925 (enclose an extra copy of this form).

5. Change in Entity Status (from status indicated above)
 Applicant certifying micro entity status. See 37 CFR 1.29
 Applicant asserting small entity status. See 37 CFR 1.27
 Applicant changing to regular undiscounted fee status.

NOTE: Absent a valid certification of Micro Entity Status (see forms PTO/SB/15A and 15B), issue fee payment in the micro entity amount will not be accepted at the risk of application abandonment.
NOTE: If the application was previously under micro entity status, checking this box will be taken to be a notification of loss of entitlement to micro entity status.
NOTE: Checking this box will be taken to be a notification of loss of entitlement to small or micro entity status, as applicable.

NOTE: This form must be signed in accordance with 37 CFR 1.31 and 1.33. See 37 CFR 1.4 for signature requirements and certifications.

Authorized Signature /E. Brandon Nykiel/ Date April 24, 2017
 Typed or printed name E. Brandon Nykiel Registration No. 62,972

| Electronic Patent Application Fee Transmittal | | | | |
|--|-------------------------------------|----------|--------|----------------------|
| Application Number: | 15000818 | | | |
| Filing Date: | 19-Jan-2016 | | | |
| Title of Invention: | REMOTE ENTRY SYSTEM | | | |
| First Named Inventor/Applicant Name: | Christopher John Burke | | | |
| Filer: | E. Brandon Nykiel/Patricia Chiovari | | | |
| Attorney Docket Number: | 12838-9 | | | |
| Filed as Small Entity | | | | |
| Filing Fees for Utility under 35 USC 111(a) | | | | |
| Description | Fee Code | Quantity | Amount | Sub-Total in USD(\$) |
| Basic Filing: | | | | |
| Pages: | | | | |
| Claims: | | | | |
| Miscellaneous-Filing: | | | | |
| Petition: | | | | |
| Patent-Appeals-and-Interference: | | | | |
| Post-Allowance-and-Post-Issuance: | | | | |
| UTILITY APPL ISSUE FEE | 2501 | 1 | 480 | 480 |

| Description | Fee Code | Quantity | Amount | Sub-Total in USD(\$) |
|---------------------------|----------|----------|--------|----------------------|
| Extension-of-Time: | | | | |
| Miscellaneous: | | | | |
| Total in USD (\$) | | | | 480 |

Electronic Acknowledgement Receipt

| | |
|---|------------------------------------|
| EFS ID: | 29004579 |
| Application Number: | 15000818 |
| International Application Number: | |
| Confirmation Number: | 3841 |
| Title of Invention: | REMOTE ENTRY SYSTEM |
| First Named Inventor/Applicant Name: | Christopher John Burke |
| Customer Number: | 757 |
| Filer: | E. Brandon Nykiel/Zachary Castillo |
| Filer Authorized By: | E. Brandon Nykiel |
| Attorney Docket Number: | 12838-9 |
| Receipt Date: | 24-APR-2017 |
| Filing Date: | 19-JAN-2016 |
| Time Stamp: | 14:32:16 |
| Application Type: | Utility under 35 USC 111(a) |

Payment information:

| | |
|--|-----------------------------|
| Submitted with Payment | yes |
| Payment Type | DA |
| Payment was successfully received in RAM | \$480 |
| RAM confirmation Number | 042517INTEFSW00000934231925 |
| Deposit Account | 231925 |
| Authorized User | E. Nykiel |

The Director of the USPTO is hereby authorized to charge indicated fees and credit any overpayment as follows:

- 37 CFR 1.16 (National application filing, search, and examination fees)
- 37 CFR 1.17 (Patent application and reexamination processing fees)

37 CFR 1.19 (Document supply fees)
 37 CFR 1.20 (Post Issuance fees)
 37 CFR 1.21 (Miscellaneous fees and charges)

File Listing:

| Document Number | Document Description | File Name | File Size(Bytes)/ Message Digest | Multi Part /.zip | Pages (if appl.) |
|--|-------------------------------|-----------------------------------|--|------------------|------------------|
| 1 | | 12838_9_IssueFeeFiling_042417.pdf | 189526 c159ac19a011b1fa45859ded72fe210b2ba27996 | yes | 2 |
| Multipart Description/PDF files in .zip description | | | | | |
| | Document Description | | Start | End | |
| | Miscellaneous Incoming Letter | | 1 | 1 | |
| | Issue Fee Payment (PTO-85B) | | 2 | 2 | |

Warnings:

Information:

| | | | | | |
|---|----------------------|--------------|--|----|---|
| 2 | Fee Worksheet (SB06) | fee-info.pdf | 30463 85f8ca0911da01e7bdceccfd0393e6a67c2d3b852 | no | 2 |
|---|----------------------|--------------|--|----|---|

Warnings:

Information:

Total Files Size (in bytes): 219989

This Acknowledgement Receipt evidences receipt on the noted date by the USPTO of the indicated documents, characterized by the applicant, and including page counts, where applicable. It serves as evidence of receipt similar to a Post Card, as described in MPEP 503.

New Applications Under 35 U.S.C. 111

If a new application is being filed and the application includes the necessary components for a filing date (see 37 CFR 1.53(b)-(d) and MPEP 506), a Filing Receipt (37 CFR 1.54) will be issued in due course and the date shown on this Acknowledgement Receipt will establish the filing date of the application.

National Stage of an International Application under 35 U.S.C. 371

If a timely submission to enter the national stage of an international application is compliant with the conditions of 35 U.S.C. 371 and other applicable requirements a Form PCT/DO/EO/903 indicating acceptance of the application as a national stage submission under 35 U.S.C. 371 will be issued in addition to the Filing Receipt, in due course.

New International Application Filed with the USPTO as a Receiving Office

If a new international application is being filed and the international application includes the necessary components for an international filing date (see PCT Article 11 and MPEP 1810), a Notification of the International Application Number and of the International Filing Date (Form PCT/RO/105) will be issued in due course, subject to prescriptions concerning national security, and the date shown on this Acknowledgement Receipt will establish the international filing date of the application.

CERTIFICATE OF EFS FILING UNDER 37 CFR §1.8

I hereby certify that this correspondence is being electronically transmitted to the United States Patent and Trademark Office, Commissioner for Patents, via the EFS pursuant to 37 CFR §1.8 on the below date:

Date: April 24, 2017 Name: E. Brandon Nykiel Signature: /E. Brandon Nykiel/



IN THE UNITED STATES PATENT AND TRADEMARK OFFICE

In re Appln. of: Christopher John Burke
 Appln. No.: 15/000,818
 Filed: January 19, 2016
 For: REMOTE ENTRY SYSTEM
 Attorney Docket No.: 12838/9

Examiner: Rahman, Shawnchoy
 Art Unit: 2438
 Conf. No.: 3841

TRANSMITTAL

Mail Stop Issue Fee
 Commissioner for Patents
 PO Box 1450
 Alexandria, VA 22313-1450

Sir:

Attached is/are:

Part B – Fee(s) Transmittal.

Fee calculation:

- No additional fee is required.
- Per 37 CFR §1.27, Applicant is small entity Applicant is micro entity.
- An extension fee in an amount of \$_____ for a _____-month extension of time under 37 CFR § 1.136(a).
- A petition or processing fee in an amount of \$_____ under 37 CFR § 1.1_____(_____).
- An additional filing fee has been calculated as shown below:

| | | | | | Fee | | Small Entity Fee | | Micro Entity Fee | |
|---|----------------------------------|-------|-----------------------------|---------------|-----------|-----------|------------------|-----------|------------------|-----------|
| | Claims Remaining After Amendment | | Highest No. Previously Paid | Present Extra | Rate | Add'l Fee | Rate | Add'l Fee | Rate | Add'l Fee |
| Total | | Minus | | | x \$ 80 = | \$ | x \$ 40 = | \$ | x \$20 = | \$ |
| Independent | | Minus | | | x \$420 = | \$ | x \$210 = | \$ | x \$105 = | \$ |
| First Presentation of Multiple Dep. Claim | | | | | + \$780 = | \$ | + \$390 = | \$ | + \$195 = | \$ |
| | | | | | Total | \$ | Total | \$ | Total | \$ |

Fee payment:

- Please charge Deposit Account No. 23-1925 in the amount of \$480 for Issue Fee.
- Payment by credit card in the amount of \$_____ (Form PTO-2038 is attached).
WARNING: Information on this form may become public. Credit card information should not be included on this form.
- The Director is hereby authorized to charge payment of any additional filing fees required under 37 CFR § 1.16 and any patent application processing fees under 37 CFR § 1.17 (including any extension fee required to ensure that this paper is timely filed), or to credit any overpayment, to Deposit Account No. 23-1925.

Respectfully submitted,

April 24, 2017
 Date

/E. Brandon Nykiel/
 E. Brandon Nykiel (Reg. No. 62,972)



BRINKS GILSON & LIONE
 NBC Tower – Suite 3600, 455 N. Cityfront Plaza Drive, Chicago, IL 60611-5599



UNITED STATES PATENT AND TRADEMARK OFFICE

UNITED STATES DEPARTMENT OF COMMERCE
United States Patent and Trademark Office
Address: COMMISSIONER FOR PATENTS
P.O. Box 1450
Alexandria, Virginia 22313-1450
www.uspto.gov

| APPLICATION NO. | ISSUE DATE | PATENT NO. | ATTORNEY DOCKET NO. | CONFIRMATION NO. |
|-----------------|------------|------------|---------------------|------------------|
| 15/000,818 | 05/30/2017 | 9665705 | 12838-9 | 3841 |
| 757 | 7590 | 05/10/2017 | | |

BGL
P.O. BOX 10395
CHICAGO, IL 60610

ISSUE NOTIFICATION

The projected patent number and issue date are specified above.

Determination of Patent Term Adjustment under 35 U.S.C. 154 (b)
(application filed on or after May 29, 2000)

The Patent Term Adjustment is 0 day(s). Any patent to issue from the above-identified application will include an indication of the adjustment on the front page.

If a Continued Prosecution Application (CPA) was filed in the above-identified application, the filing date that determines Patent Term Adjustment is the filing date of the most recent CPA.

Applicant will be able to obtain more detailed information by accessing the Patent Application Information Retrieval (PAIR) WEB site (<http://pair.uspto.gov>).

Any questions regarding the Patent Term Extension or Adjustment determination should be directed to the Office of Patent Legal Administration at (571)-272-7702. Questions relating to issue and publication fee payments should be directed to the Application Assistance Unit (AAU) of the Office of Data Management (ODM) at (571)-272-4200.

APPLICANT(s) (Please see PAIR WEB site <http://pair.uspto.gov> for additional applicants):

Securicom (NSW) {Pty. Ltd., Ramsgate, NSW, AUSTRALIA;
Christopher John Burke, Ramsgate, AUSTRALIA;

The United States represents the largest, most dynamic marketplace in the world and is an unparalleled location for business investment, innovation, and commercialization of new technologies. The USA offers tremendous resources and advantages for those who invest and manufacture goods here. Through SelectUSA, our nation works to encourage and facilitate business investment. To learn more about why the USA is the best country in the world to develop technology, manufacture products, and grow your business, visit SelectUSA.gov.

AO 120 (Rev. 08/10)

| | |
|---|--|
| TO: Mail Stop 8 Director of the U.S. Patent and Trademark Office P.O. Box 1450 Alexandria, VA 22313-1450 | REPORT ON THE FILING OR DETERMINATION OF AN ACTION REGARDING A PATENT OR TRADEMARK |
|---|--|

In Compliance with 35 U.S.C. § 290 and/or 15 U.S.C. § 1116 you are hereby advised that a court action has been filed in the U.S. District Court Western District of Texas, Waco Division on the following
 Trademarks or Patents. (the patent action involves 35 U.S.C. § 292.)

| | | |
|---|--------------------------------|---|
| DOCKET NO. 6:21-cv-00165 | DATE FILED 2/23/2021 | U.S. DISTRICT COURT Western District of Texas, Waco Division |
| PLAINTIFF CPC Patent Technologies Pty Ltd. | | DEFENDANT Apple Inc. |
| PATENT OR TRADEMARK NO. | DATE OF PATENT OR TRADEMARK | HOLDER OF PATENT OR TRADEMARK |
| 1 US 8,620,039 | 12/31/2013 | CPC Patent Technologies Pty Ltd. by assignment |
| 2 US 9,269,208 | 2/23/2016 | CPC Patent Technologies Pty Ltd. by assignment |
| 3 US 9,665,705 | 5/30/2017 | CPC Patent Technologies Pty Ltd. by assignment |
| 4 | | |
| 5 | | |

In the above—entitled case, the following patent(s)/ trademark(s) have been included:

| | | | |
|----------------------------|---|-------------------------------|--|
| DATE INCLUDED | INCLUDED BY <input type="checkbox"/> Amendment <input type="checkbox"/> Answer <input type="checkbox"/> Cross Bill <input type="checkbox"/> Other Pleading | | |
| PATENT OR TRADEMARK NO. | DATE OF PATENT OR TRADEMARK | HOLDER OF PATENT OR TRADEMARK | |
| 1 | | | |
| 2 | | | |
| 3 | | | |
| 4 | | | |
| 5 | | | |

In the above—entitled case, the following decision has been rendered or judgement issued:

| |
|--------------------|
| DECISION/JUDGEMENT |
|--------------------|

| | | |
|-------|-------------------|------|
| CLERK | (BY) DEPUTY CLERK | DATE |
|-------|-------------------|------|

Copy 1—Upon initiation of action, mail this copy to Director Copy 3—Upon termination of action, mail this copy to Director
 Copy 2—Upon filing document adding patent(s), mail this copy to Director Copy 4—Case file copy

AO 120 (Rev. 08/10)

| | |
|---|--|
| TO: Mail Stop 8 Director of the U.S. Patent and Trademark Office P.O. Box 1450 Alexandria, VA 22313-1450 | REPORT ON THE FILING OR DETERMINATION OF AN ACTION REGARDING A PATENT OR TRADEMARK |
|---|--|

In Compliance with 35 U.S.C. § 290 and/or 15 U.S.C. § 1116 you are hereby advised that a court action has been filed in the U.S. District Court Western District of Texas, Waco Division on the following
 Trademarks or Patents. (the patent action involves 35 U.S.C. § 292.)

| | | |
|---|-----------------------------|---|
| DOCKET NO. 6:21-cv-00166 | DATE FILED 2/23/2021 | U.S. DISTRICT COURT Western District of Texas, Waco Division |
| PLAINTIFF CPC Patent Technologies Pty Ltd. | | DEFENDANT HMD Global OY |
| PATENT OR TRADEMARK NO. | DATE OF PATENT OR TRADEMARK | HOLDER OF PATENT OR TRADEMARK |
| 1 US 9,269,208 | 2/23/2016 | CPC Patent Technologies Pty Ltd. by assignment |
| 2 US 9,665,705 | 5/30/2017 | CPC Patent Technologies Pty Ltd. by assignment |
| 3 | | |
| 4 | | |
| 5 | | |

In the above—entitled case, the following patent(s)/ trademark(s) have been included:

| | | | |
|-------------------------|---|-------------------------------|--|
| DATE INCLUDED | INCLUDED BY <input type="checkbox"/> Amendment <input type="checkbox"/> Answer <input type="checkbox"/> Cross Bill <input type="checkbox"/> Other Pleading | | |
| PATENT OR TRADEMARK NO. | DATE OF PATENT OR TRADEMARK | HOLDER OF PATENT OR TRADEMARK | |
| 1 | | | |
| 2 | | | |
| 3 | | | |
| 4 | | | |
| 5 | | | |

In the above—entitled case, the following decision has been rendered or judgement issued:

| |
|--------------------|
| DECISION/JUDGEMENT |
|--------------------|

| | | |
|-------|-------------------|------|
| CLERK | (BY) DEPUTY CLERK | DATE |
|-------|-------------------|------|

Copy 1—Upon initiation of action, mail this copy to Director Copy 3—Upon termination of action, mail this copy to Director
 Copy 2—Upon filing document adding patent(s), mail this copy to Director Copy 4—Case file copy