



US005201067A

# United States Patent [19]

[11] Patent Number: **5,201,067**

Grube et al.

[45] Date of Patent: **Apr. 6, 1993**

[54] **PERSONAL COMMUNICATIONS DEVICE HAVING REMOTE CONTROL CAPABILITY**

[75] Inventors: **Gary W. Grube, Palatine; Steven G. Parmelee, Crystal Lake, both of Ill.**

[73] Assignee: **Motorola, Inc., Schaumburg, Ill.**

[21] Appl. No.: **693,478**

[22] Filed: **Apr. 30, 1991**

[51] Int. Cl.<sup>5</sup> ..... **H04B 1/38**

[52] U.S. Cl. .... **455/89; 455/151.1**

[58] Field of Search ..... **455/89, 90, 151, 352, 455/353, 603, 4, 77; 379/61**

[56] **References Cited**

**U.S. PATENT DOCUMENTS**

3,990,012 11/1976 Karnes ..... 455/4

4,197,498	4/1980	Fukui et al.	455/77
4,500,752	2/1985	Lee	379/61
4,984,295	1/1991	Engstrom et al.	455/151
5,020,144	5/1991	Shirley, Jr. et al.	455/151

*Primary Examiner*—Curtis Kuntz  
*Attorney, Agent, or Firm*—Steven G. Parmelee

[57] **ABSTRACT**

A personal communications device (100) includes a wireless transceiver (206, 207, 208) to allow a two-way exchange of user information, and to allow down loading of remote control signalling information. The latter can be transmitted via an appropriate transmitter (210 or 211) to facilitate remote control of a remote controlled device.

**20 Claims, 2 Drawing Sheets**

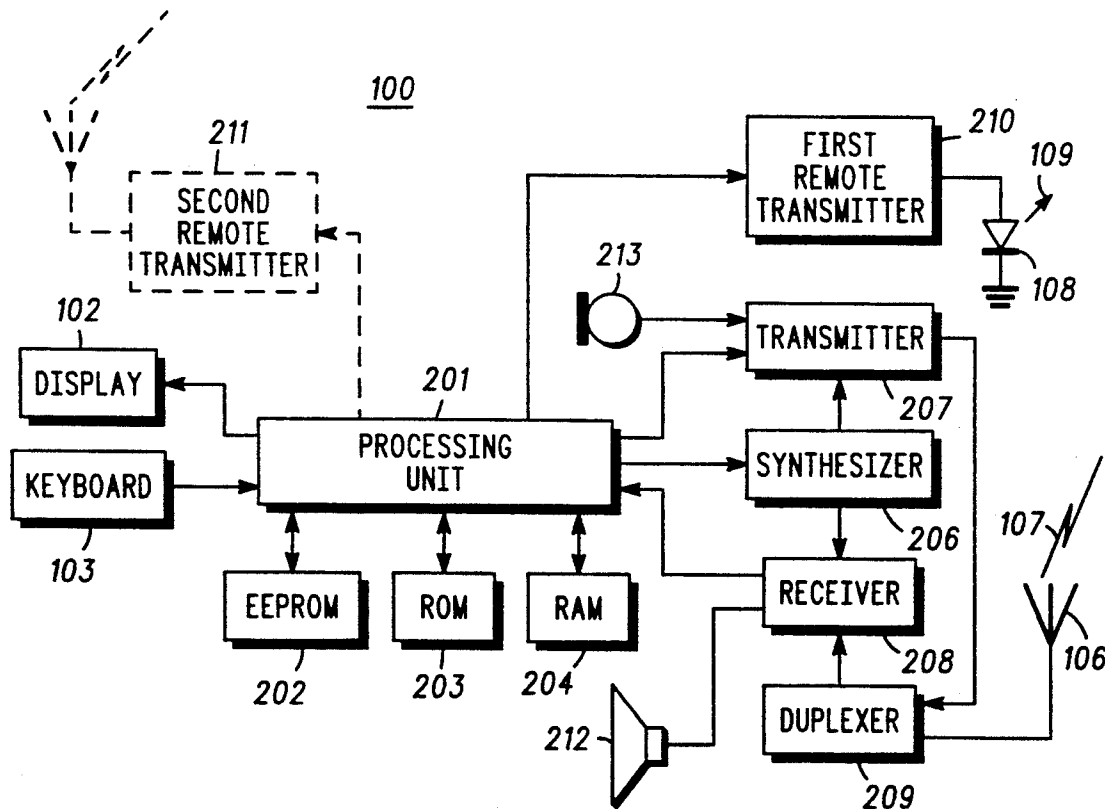


FIG. 2

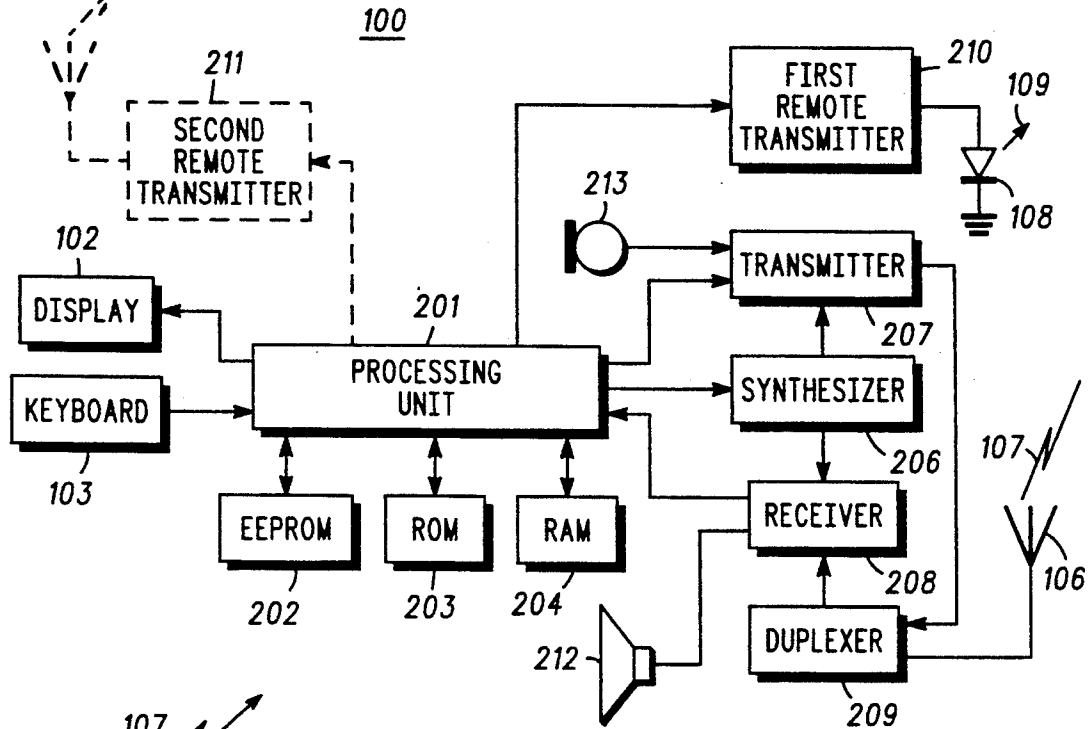


FIG. 1

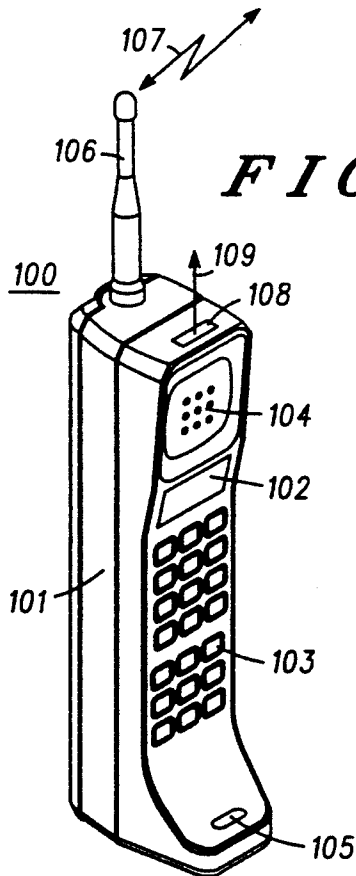
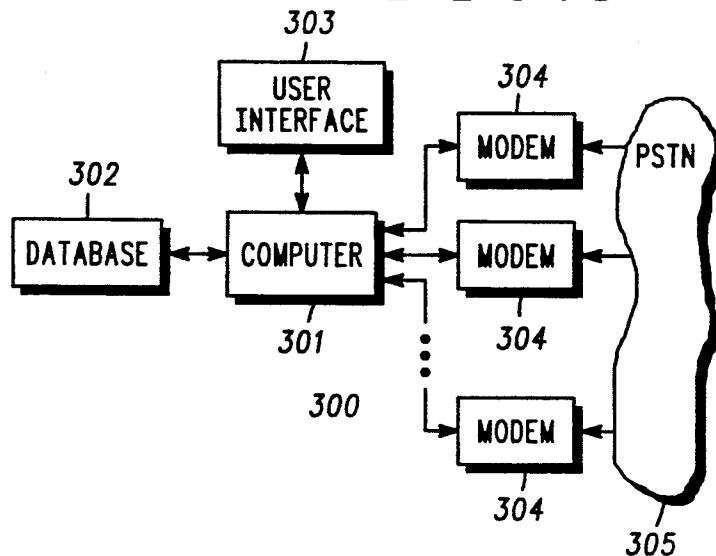


FIG. 3



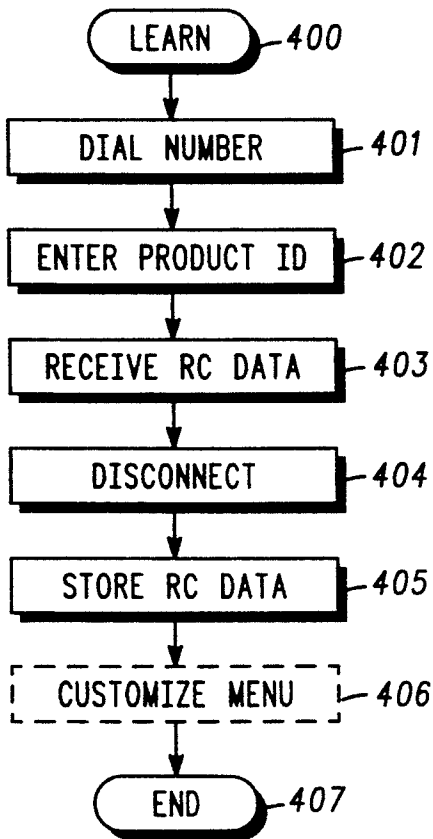


FIG. 4

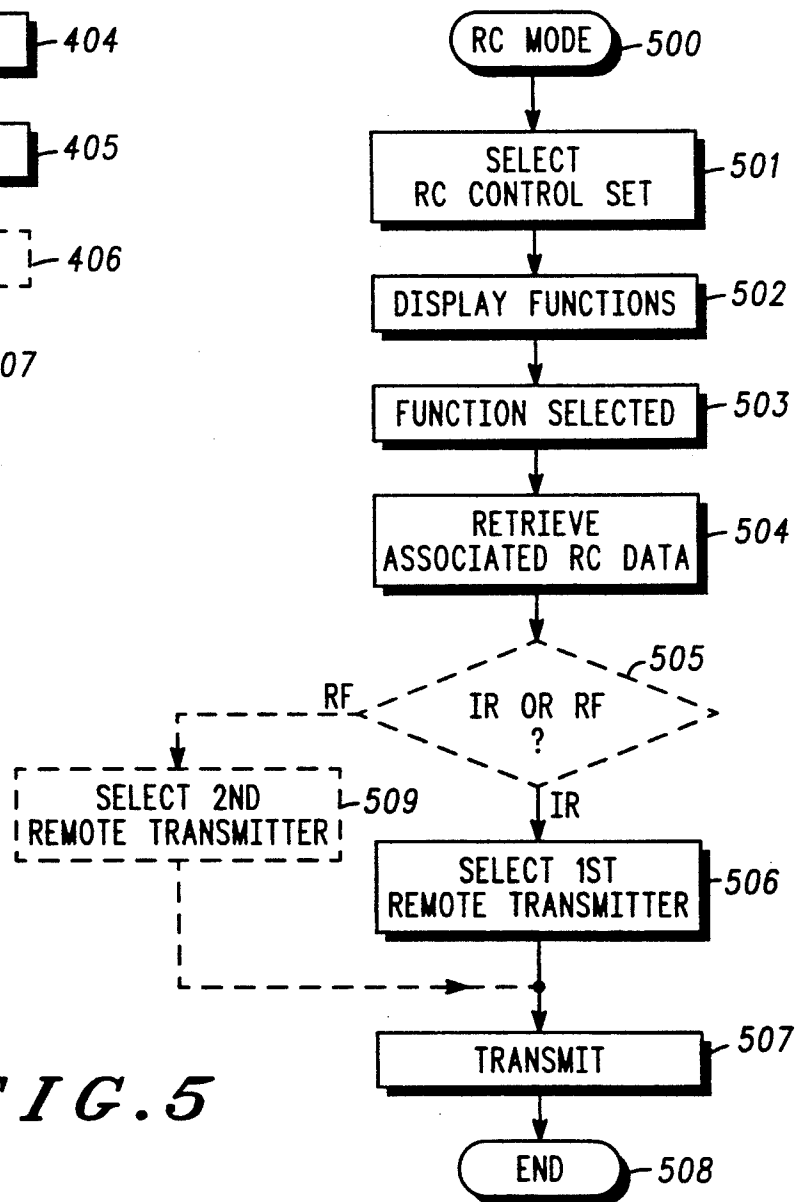


FIG. 5

**PERSONAL COMMUNICATIONS DEVICE  
HAVING REMOTE CONTROL CAPABILITY**

**FIELD OF THE INVENTION**

This invention relates generally to wireless communications devices, including but not limited to one-way and two-way devices, and remote control signal transmitters.

**BACKGROUND OF THE INVENTION**

Various wireless communication systems and devices are known, including cellular radio telephones, land mobile two-way radios, CT2 radio telephones, and cordless telephones. In each of the above systems, the user can utilize a portable device that can be carried on his person and interact, through an appropriate infrastructure, to communicate voice and/or data messages to and from the user. For a variety of reasons, including convenience and necessity, the user's of such devices often maintain these handsets in relatively close proximity to themselves to facilitate their elected use by the user, or to allow the user to respond to a message being directed to the user.

Wireless remote control devices are also well understood in the art. For example, remote control signals transmitted via radio frequency carriers are utilized to control such things as garage door openers. Other devices, such as video cassette recorders, television sets, stereo systems, and the like provide for remote control via remote control signals transmitted through use of a light signal, such as an infrared carrier. Typically, each remote controlled device has an associated remote control transmitter. With only a few exceptions, most remote control transmitters are only capable of appropriately controlling a single associated model of remote controlled device. This results for a variety of reasons, not the least of which is a lack of governmental or industry standards regarding such remote control signals. Consequently, many modern homes having numerous remote controlled devices are also burdened with a like plurality of remote control transmitters.

Numerous problems arise due to these numerous remote control devices, including confusion on the part of the user as to which device controls which remote controlled device, and how a particular remote control device operates. With respect to the latter, a user must typically learn a variety of different keyboards in order to facilitate convenient use of a plurality of different remote control devices. Another problem associated with the use of such remote control devices involves assuring ready access to the remote control transmitter when needed.

One prior art solution to the problem of numerous remote control devices has been to provide universal remote control devices that can be placed in a programming mode to learn the remote control signals that relate to a particular remote controlled product, and to thereafter use those signals when placed in an appropriate mode for controlling that particular device. Though this solution does address many of the above mentioned concerns, this particular solution gives rise to other problems. For example, the programming task itself constitutes a rather tedious procedure, whereby typically the user must demonstrate each instruction for the universal remote controller in order for the universal remote controller to learn the signal. This procedure

renders the universal remote controller as unacceptable for use by many individuals.

Accordingly, a need exists for a mechanism that will provide for convenient and accurate remote control of existing remote control devices, which solution should not entail complicated procedures to ensure proper programming.

**SUMMARY OF THE INVENTION**

These needs and others are substantially addressed through provision of the personal communicating device having remote control capability disclosed herein. Pursuant to this invention, the personal communicating device includes an input for receiving user entered instructions, a wireless transceiver that is operably coupled to the input and that is responsive thereto for transceiving at least the user information, and a wireless transmitter that is also operably coupled to the input and responsive thereto for transmitting remote control signals.

In one embodiment of the invention, the wireless transceiver transmits and receives a radio frequency carrier signal having user information modulated thereon. The wireless transmitter transmits remote control signals on an infrared carrier signal. Typically, the wireless transceiver transmits user information within an effective service area which service area includes but is larger than the effective service for the remote control wireless transmitter.

In one embodiment of the invention, one or more additional wireless transmitters can be included, to accommodate transmission of remote control signals on alternative carrier mediums, to thereby accommodate a wider variety of remote controlled devices.

**BRIEF DESCRIPTION OF THE DRAWINGS**

FIG. 1 comprises a perspective view of an illustrative diagrammatic representation of a personal communications device in accordance with the invention;

FIG. 2 comprises a block diagram depicting a personal communications device in accordance with the invention;

FIG. 3 comprises a block diagram depiction of a remote site data base in accordance with the invention;

FIG. 4 comprises a flow representation of a learn mode in accordance with the invention; and

FIG. 5 comprises a flow diagram of a remote control mode in accordance with the invention.

**DESCRIPTION OF A PREFERRED EMBODIMENT**

A personal communications device configured in accordance with the invention can be seen generally as depicted in FIG. 1 and as denoted by reference numeral 100. The personal communications device (100) includes an appropriate housing (101) (comprised of an appropriate material, such as plastic) and having a display (102) and an appropriate input mechanism (103). The display (102) may be, for example, a multiline LCD display. Such a display allows a useful quantity of information to be simultaneously displayed, while requiring only little power. The input device (103) may be, for example, an appropriate keypad, all of the above being well understood in the art.

The personal communications device (100) also includes speaker ports (104) and microphone ports (105) to acoustically accommodate a speaker and microphone as disclosed below in more detail. Preferably, the above

noted ports (104 and 105) are suitably located to accommodate the typical distance between the mouth and ear of an average user.

The personal communications device (100) also includes at least one radio frequency emitting structure (106) and a light emitting structure (108). In this particular embodiment, an antenna (which may be either fixed position or extendible/retractable) functions as the RF radiating element, and functions to transmit and receive RF carrier signals (107). The light emitting device (108) in this embodiment functions to transmit an infrared carrier (109) typical of those used by many remote controlled devices.

So configured, and as will become more clear below, this personal communications device (100) can be utilized to facilitate a variety of two-way communications, including both voice and data communications, and to also source one-way remote control signalling.

A more detailed explanation of the personal communications device (100) will now be provided with reference to FIG. 2. The personal communications device (100) includes an appropriate processing unit (201), such as, for example, a 6805, HC11, or 68000 family micro-processor device, all as manufactured and sold by Motorola, Inc. Such a processing unit (201) constitutes a programmable platform that may be programmed in accordance with the requirements set forth below to operate advantageously in accordance with the invention. The processing unit (201) couples to a plurality of memory devices, including an EEPROM (202), a ROM (203), and a RAM (204). Typically, the non-volatile ROM (203) would store the operating program and utilities ordinarily accessed during use by the processing unit (201). The volatile contents of the RAM (204) would be utilized during operation of the personal communications device (100) for retention of session data. The EEPROM (202) would be utilized to retain dynamically changing data having an expected useful lifetime longer than a given single operating session (for example, remote control data as described below in more detail).

The processing unit (201) couples to the previously mentioned display (102) and keyboard (103), to effectuate display of appropriate information and to receive user entered input. The processing unit (201) also connects to a wireless transceiver and a wireless transmitter.

The wireless transceiver, in this embodiment, constitutes a cellular telephone operating in the 800 MHz band. This wireless transceiver includes a transmitter (207) and a receiver (208) for transmitting and receiving appropriately modulated carrier signals, and a synthesizer (206) controlled by the processing unit (201) for providing an appropriate carrier frequency for use by the transmitter and receiver (207 and 208). Both the transmitter and receiver (207 and 208) couple to a duplexer (209), which itself connects to the radiating element (106) described above. The transmitter (207) couples to a microphone (213) to receive audio information from a user to thereby support transmission of that audio information, and the transmitter (207) also couples to the processing unit (201) to allow transmission of data sourced by the processing unit (201). Similarly, the receiver (208) couples to a speaker (212) to allow received audio information to be rendered audible, and also to the processing unit (201) to allow received data to be decoded and appropriately responded to or acted upon by the processing unit (201).

Such wireless transceivers are well understood in the art, and hence a more detailed description need not be presented here. It should be noted, however, that a variety of other wireless platforms could be utilized in this context, including trunked or conventional land mobile radios (particularly those supporting telephone interconnect), cordless telephones, and various telepoint services radios such as (CT2).

The wireless transmitter referred to above comprises, in this embodiment, a first remote transmitter (210) that couples to receive data from the processing unit (201) and that utilizes such information to modulate an infrared radiating source (108), the latter being well understood in the art. So configured, infrared remote control signalling can be appropriately sourced by the personal communications device (100).

If desired, one or more additional remote transmitters (211) can be provided. For example, an additional RF transmitter can be provided to transmit remote control signals on a desired RF carrier, to thereby accommodate such devices as garage door openers and the like. Again, the additional remote control transmitters are coupled to the processing unit (201) to allow the remote control signalling to be sourced thereby.

So configured, the personal communications device (100) can be utilized to source and/or receive two-way telephonic communications, the latter in accordance with well understood prior art technique. The personal communications device (100) can also be used to interface telephonically with a remote site data base containing pertinent information regarding remote control instructions for a particular product or device. Through such interfacing, the personal communications device (100) can receive and store pertinent remote control information, and subsequently utilize that information to provide appropriate remote control signals as desired by the user.

With reference to FIG. 3, such a remote site data base (300) would typically include an appropriate computing platform (301) that has an appropriate interface to a data base (302). The data base (302) contains pertinent information regarding remote control signalling for one or more products or devices. Such information could include, but is not limited to, carrier frequency, signalling protocol, modulation type, operational codes, operational code aliases, and so forth. The computer (301) could also couple to an appropriate user interface (303) to allow a remote site custodian to interact with the computer (301) and thereby update the data base (302) or attend to other custodial activities.

The computer (301) couples through one or more dial-up modems (304) to the public switched telephone network (305). The public switched telephone network (305) can of course be accessed in a variety of ways, including through cordless base stations, cellular base stations, telephone interconnect capable repeaters in a dispatch land mobile radio system, telepoint base stations, and so forth. Therefore, so configured, the personal communications device (100) can access the computer (301) and its associated data base (302) via the public switched telephone network (305), all in accordance with well understood prior art technique.

Referring now to FIG. 4, a learn mode (400) for the personal communications device (100) will be described.

In order to acquire relevant information regarding remote control signalling for a particular product or device, the user dials an appropriate telephone number,

# Explore Litigation Insights

Docket Alarm provides insights to develop a more informed litigation strategy and the peace of mind of knowing you're on top of things.

## Real-Time Litigation Alerts



Keep your litigation team up-to-date with **real-time alerts** and advanced team management tools built for the enterprise, all while greatly reducing PACER spend.

Our comprehensive service means we can handle Federal, State, and Administrative courts across the country.

## Advanced Docket Research



With over 230 million records, Docket Alarm's cloud-native docket research platform finds what other services can't. Coverage includes Federal, State, plus PTAB, TTAB, ITC and NLRB decisions, all in one place.

Identify arguments that have been successful in the past with full text, pinpoint searching. Link to case law cited within any court document via Fastcase.

## Analytics At Your Fingertips



Learn what happened the last time a particular judge, opposing counsel or company faced cases similar to yours.

Advanced out-of-the-box PTAB and TTAB analytics are always at your fingertips.

## API

Docket Alarm offers a powerful API (application programming interface) to developers that want to integrate case filings into their apps.

## LAW FIRMS

Build custom dashboards for your attorneys and clients with live data direct from the court.

Automate many repetitive legal tasks like conflict checks, document management, and marketing.

## FINANCIAL INSTITUTIONS

Litigation and bankruptcy checks for companies and debtors.

## E-DISCOVERY AND LEGAL VENDORS

Sync your system to PACER to automate legal marketing.