

EXHIBIT 15A

EXHIBIT 15A
Complainant's Proof of Infringement
U.S. Patent No. 9,705,400 — Claims 1, 8, 13, and 15

No part of this exemplary chart construes, or is intended to construe, the claims, specification, or prosecution history of the '400 patent. The claims have not yet been construed. The following claims and claim limitations are satisfied literally and/or under the doctrine of equivalents unless specifically noted. This exemplary chart does not limit, and is not intended to limit, Ericsson's positions or contentions on claim construction, infringement, domestic industry, or validity. Further, Ericsson reserves the right to rely on other claims and/or products to establish the technical prong of the domestic industry requirement or to establish infringement. This chart should not be construed as providing any positions on claim construction, such as, for example, whether any claim preamble should be limiting or whether any claim element is subject to 35 U.S.C. Section 112(f). The evidence cited to is exemplary and non-limiting. Ericsson reserves the right to update its infringement and domestic industry contentions through discovery.

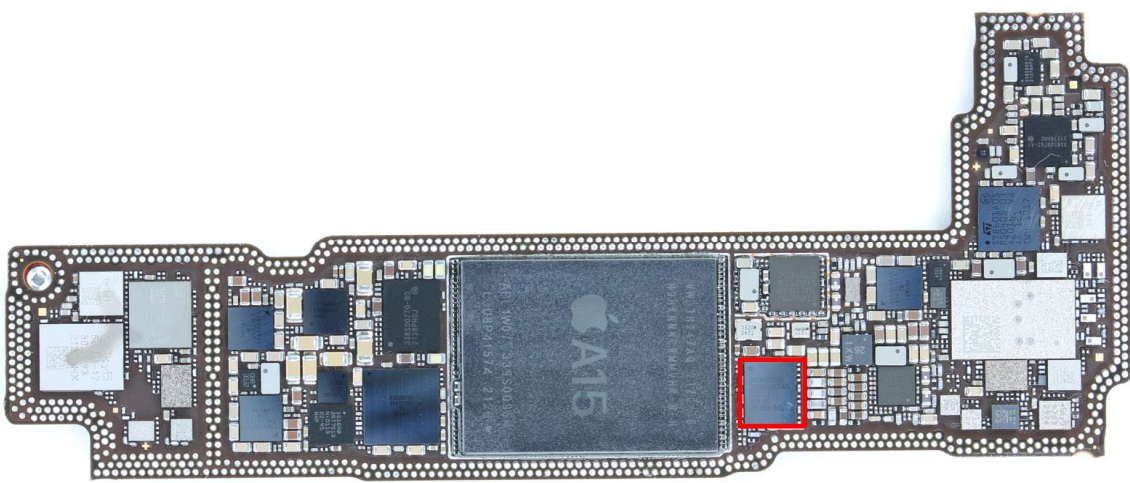


U.S. Patent No. 9,705,400	Apple iPhone 13 and similar products ("Accused Products")
<p>1. An output stage adapted to operate in at least a first operating state and a second operating state, the output stage comprising:</p>	<p>The Broadcom 59365EA1 in an iPhone 13 corresponds to the output stage. The Broadcom 59365EA1 in an iPhone 13 is used for wireless reverse charging (e.g., first operating state) and wireless charging (e.g., second operating state).</p> 

EXHIBIT 15A: INFRINGEMENT CLAIM CHART FOR
APPLE IPHONE – U.S. PATENT NO. 9,705,400

U.S. Patent No. 9,705,400	Apple iPhone 13 and similar products (“Accused Products”)
	<div style="display: flex; justify-content: space-around; align-items: center;">   </div> <p>Ex. 15A.1 (How to use your MagSafe Battery Pack)¹ at 1:</p> <p align="center">Charge your MagSafe Battery Pack and your iPhone</p> <p>If both your iPhone and MagSafe Battery Pack need to be charged, you can charge them at the same time. Plug the MagSafe Battery Pack into a power adapter and then attach your MagSafe Battery Pack to your iPhone. Using a 20W or higher power adapter, the MagSafe Battery Pack can charge your iPhone with up to 15W of charging power.</p> <p>You can also charge both if you attach your MagSafe Battery Pack to your iPhone, then plug your iPhone into a power source. You might want to charge this way if you need to connect your iPhone to another device while charging, like if you’re using wired CarPlay or transferring photos to a Mac.</p>

¹ <https://support.apple.com/en-us/HT212174>

EXHIBIT 15A: INFRINGEMENT CLAIM CHART FOR APPLE IPHONE – U.S. PATENT NO. 9,705,400



<p>U.S. Patent No. 9,705,400</p>	<p>Apple iPhone 13 and similar products (“Accused Products”)</p>
<p>a first, a second, a third and a fourth configurable input/output terminals; and,</p>	<p>Metal layer of Broadcom 59635EA1:</p>  <p>The image shows a gold-colored metal layer with a grid of circular terminals. Four rows of these terminals are highlighted with blue rectangular boxes. Arrows point from text labels to these boxes: '4th input/output terminal' (top-left), '3rd input/output terminal' (top-right), '2nd input/output terminal' (middle-left), and '1st input/output terminal' (middle-right).</p>

EXHIBIT 15A: INFRINGEMENT CLAIM CHART FOR
APPLE IPHONE – U.S. PATENT NO. 9,705,400

U.S. Patent No. 9,705,400	Apple iPhone 13 and similar products (“Accused Products”)
	<p>Die image of Broadcom 59365EA1:</p>  <p>The die image shows a complex integrated circuit with various functional blocks and interconnects. Four specific regions are highlighted with blue rectangles and labeled with arrows:</p> <ul style="list-style-type: none">4th terminal connections: Located on the left side of the die, pointing to a horizontal row of connections.2nd terminal connections: Located on the left side of the die, pointing to a horizontal row of connections below the 4th.1st terminal connections: Located on the right side of the die, pointing to a horizontal row of connections.3rd terminal connections: Located on the right side of the die, pointing to a horizontal row of connections below the 1st.

Explore Litigation Insights

Docket Alarm provides insights to develop a more informed litigation strategy and the peace of mind of knowing you're on top of things.

Real-Time Litigation Alerts



Keep your litigation team up-to-date with **real-time alerts** and advanced team management tools built for the enterprise, all while greatly reducing PACER spend.

Our comprehensive service means we can handle Federal, State, and Administrative courts across the country.

Advanced Docket Research



With over 230 million records, Docket Alarm's cloud-native docket research platform finds what other services can't. Coverage includes Federal, State, plus PTAB, TTAB, ITC and NLRB decisions, all in one place.

Identify arguments that have been successful in the past with full text, pinpoint searching. Link to case law cited within any court document via Fastcase.

Analytics At Your Fingertips



Learn what happened the last time a particular judge, opposing counsel or company faced cases similar to yours.

Advanced out-of-the-box PTAB and TTAB analytics are always at your fingertips.

API

Docket Alarm offers a powerful API (application programming interface) to developers that want to integrate case filings into their apps.

LAW FIRMS

Build custom dashboards for your attorneys and clients with live data direct from the court.

Automate many repetitive legal tasks like conflict checks, document management, and marketing.

FINANCIAL INSTITUTIONS

Litigation and bankruptcy checks for companies and debtors.

E-DISCOVERY AND LEGAL VENDORS

Sync your system to PACER to automate legal marketing.