



US00D353946S

United States Patent [19]

[11] Patent Number: **Des. 353,946**

Fischer et al.

[45] Date of Patent: **** Jan. 3, 1995**

[54] **PORTABLE PRIVACY STATION**

5,282,341 2/1994 Baloga et al. 52/36.1 X

[76] Inventors: **Roy K. Fischer**, 7641 E. Gray Rd., Scottsdale, Ariz. 85260; **Phillip J. Kolo**, 3556 E. Gelding, Phoenix, Ariz. 85032; **Michael H. Lamb**, 1638 N. Longmore St., Chandler, Ariz. 85224; **Randall R. Toltzman**, 13372 N. 102nd Pl., Scottsdale, Ariz. 85260

FOREIGN PATENT DOCUMENTS

408310 1/1910 Germany 160/135
19737 10/1895 United Kingdom 160/135

[**] Term: **14 Years**

OTHER PUBLICATIONS

G. F. Furn Systems Open Plan Systems Solution ©1986, p. 28, panel at top left.

[21] Appl. No.: **8,235**

Primary Examiner—Janice E. Seeger
Attorney, Agent, or Firm—H. Gordon Shields

[22] Filed: **May 12, 1993**

[57] **CLAIM**

[52] U.S. Cl. **D6/332**

The ornamental design for portable privacy station, as shown and described.

[58] Field of Search D6/332, 421, 329;
D25/16; 52/36.1, 236.2, 239, 245; 135/102,
104; 160/135

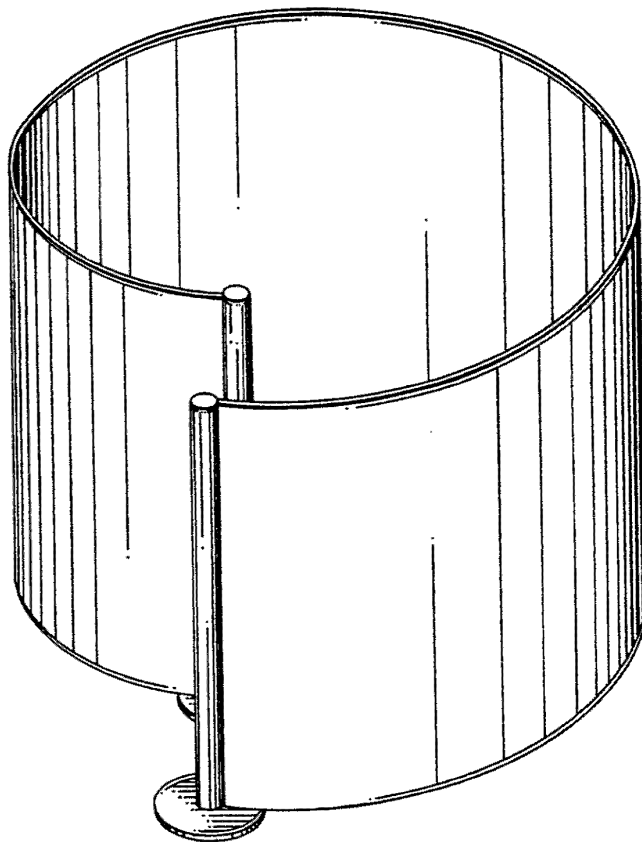
DESCRIPTION

[56] **References Cited**

U.S. PATENT DOCUMENTS

D. 197,005 12/1963 Beekenkamp D25/16
D. 286,956 12/1986 Lockwood D6/329
2,324,398 7/1943 Kahr D25/16 X
3,482,599 12/1969 Schimt 52/245 X

FIG. 1 is an upper front left perspective view of my new ornamental design;
FIG. 2 is a front elevation;
FIG. 3 is a left side elevation;
FIG. 4 is a rear elevation;
FIG. 5 is a right side elevation;
FIG. 6 is a top plan view; and;
FIG. 7 is a bottom plan view.



PRIORART_0000628

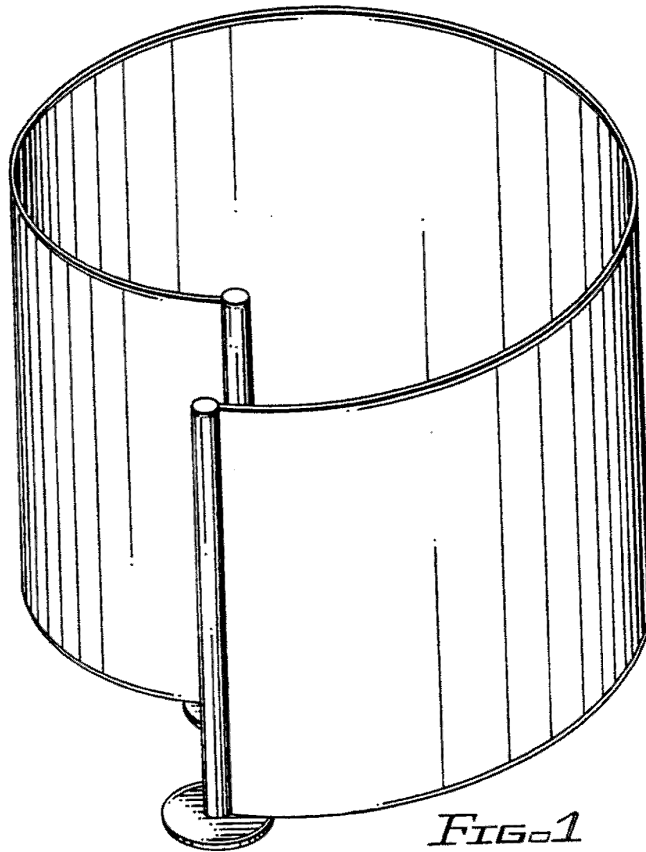


FIG. 1

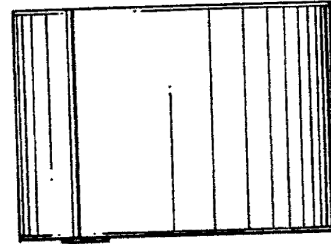


FIG. 2

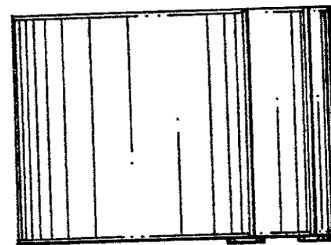


FIG. 3

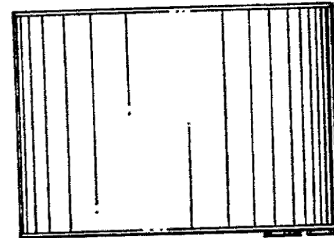


FIG. 4




FIG. 5

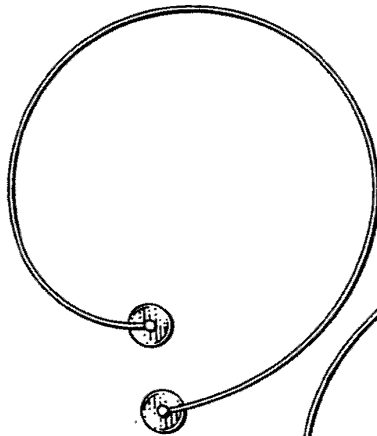


FIG. 6

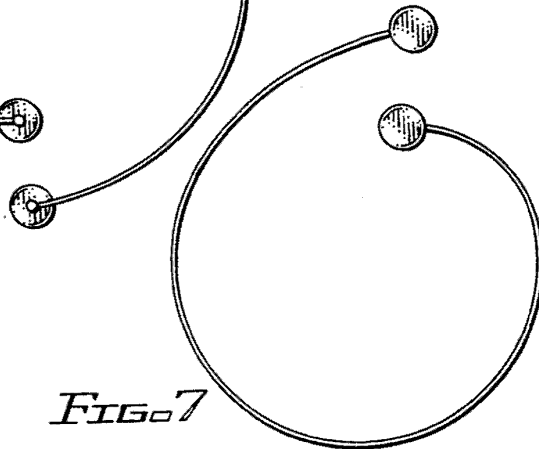


FIG. 7