

LegalMetric

LegalMetric District Report Texas Eastern District Court in Patent Cases

January 2017-September 2021

This report contains confidential and proprietary information of LegalMetric, Inc. Use of this information by anyone other than the purchaser or, if the purchaser is a law firm, the purchaser's client, or disclosure of this information to persons other than the purchaser or, if the purchaser is a law firm, the purchaser's client, without the consent of LegalMetric, Inc. is prohibited.

The information contained in this report is obtained from the official docket records of the federal courts. No attempt has been made to correct that data. For example, cases may be misclassified in the official docket records. In addition, cases are classified only by the primary cause of action. Cases having multiple causes of action are analyzed only under the primary cause of action identified on the official court docket.

LegalMetric, Inc. is not a law firm, does not provide legal advice, and is not engaged in the practice of law. No attorney-client relationship exists between LegalMetric, Inc. and any user of its products. LegalMetric provides statistical and analytical information to anyone who desires to purchase that information. Any purchaser of LegalMetric products who wants legal advice should hire an attorney.

Overview

This report covers the patent cases of the active judges in the Texas Eastern District Court as of November 2021 (the date of the most recent LegalMetric docket download for this court). Cases of inactive judges are not included.

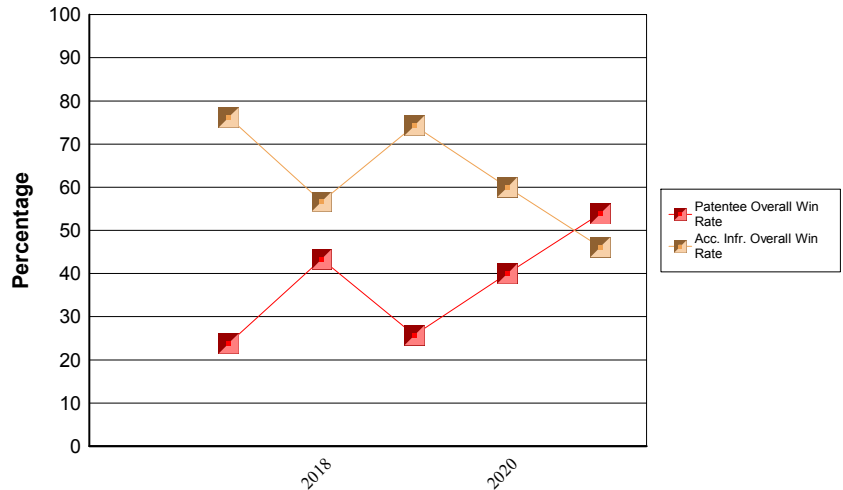
The number of cases, judgments, contested judgments, and trials for this court are shown below.

	Number
Total Cases	3564
Open Cases	469
Closed Cases	3095
Judgments	156
Contested Judgmnts	117
Trials	42
Bench	6
Jury	36

The overall win rate, contested win rate, and trial win rate for the patentee are shown to the right and the corresponding times to termination are shown below. Contested win rates do not include consent and default judgments.

	Months
All Cases	10.6
Judgments	22.7
Contested	23.5
Trial	29.4
Bench	38.8
Jury	27.8

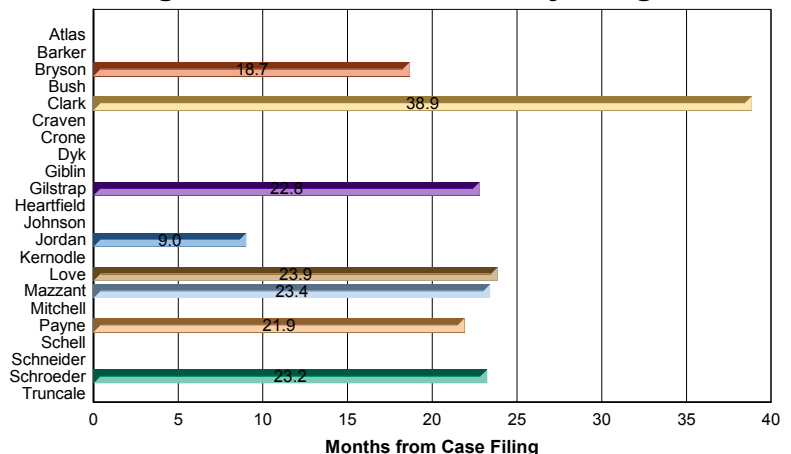
Patentee and Accused Infringer Overall Win Rate by Year



	Pat. Win Rate	Accused Win Rate
Overall	32.1	67.9
Contested	21.4	78.6
Trial	59.5	40.5
Bench	50.0	50.0
Jury	61.1	38.9

Color Scheme: Red in the tables indicates a win rate more than 10% more favorable to the ACCUSED INFRINGER, or a pendency time at least 6 months SLOWER than the national average. Yellow indicates a win rate from 0% to 10% more favorable to the ACCUSED INFRINGER, or a pendency time from 0 to 6 months SLOWER than the national average. Bright (lime) green indicates a win rate from 0% to 10% more favorable to the PATENTEE, or a pendency time from 0 to 6 months FASTER than the national average. And dark green indicates a win rate more than 10% more favorable to the PATENTEE than the national average, or a pendency time over 6 months FASTER than the national average.

Average Time to Termination by Judgment



Larger Version in Body of Report

The average and median award amounts for this district are:

Average: \$103,689,279
Median: \$20,000,000

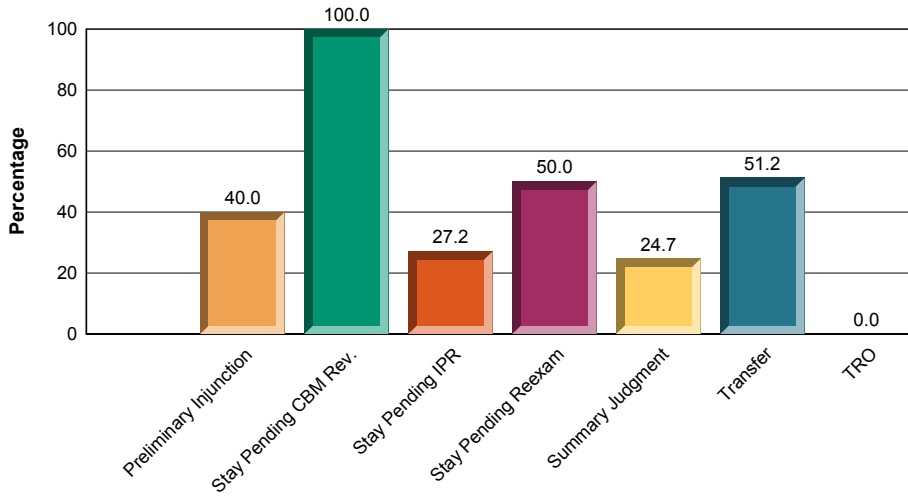
Appeals:

	Number of Appeals	Complete Affirmance Rate
Total	59	76.7

Motions and Claim Construction:

The win rates on various motions for the district (if any), along with the number of decisions and the number of claim construction decisions are shown below.

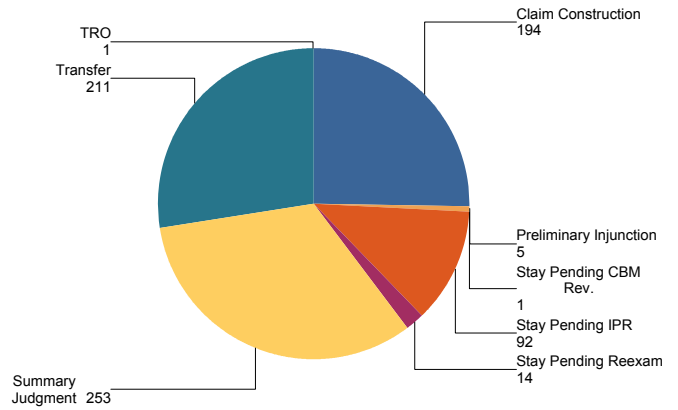
Win Rates on Contested Motions



	Win Rate
Preliminary Injunction	40.0
Stay Pending CBM Rev.	100.0
Stay Pending IPR	27.2
Stay Pending Reexam	50.0
Summary Judgment	24.7
Transfer	51.2

	Number of Decisions
Claim Construction	194
Preliminary Injunction	5
Stay Pending CBM Rev	1
Stay Pending IPR	92
Stay Pending Reexam	14
Summary Judgment	253
Transfer	211
TRO	1

Number of Decisions



Alice Motions: The number of Alice motions and win rates on those motions are shown below, by motion type.

		Total	
		Win Rate	Number of Decisions
Total		30.8	180
Texas Eastern	Total	30.8	180
	Dismissal Motion	35.9	135
	Judgment on the Pleadings	13.0	27
	Summary Judgment	19.4	18

Home Field Advantage?

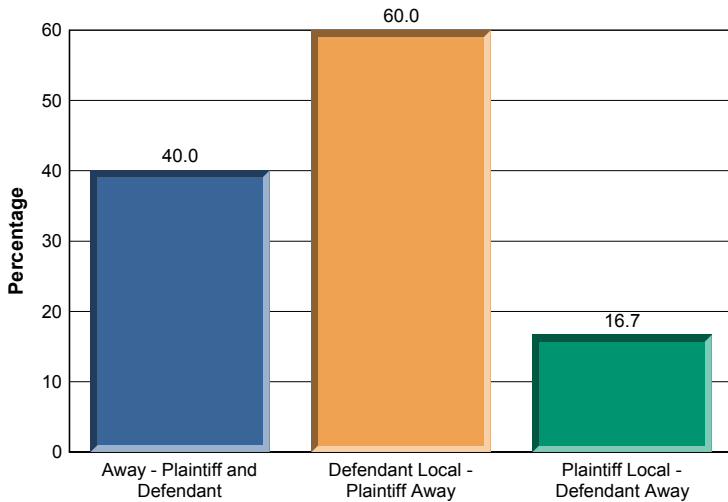
The plaintiff and defendant contested win rates in Texas Eastern District Court are shown below, broken out by party location:

(Away - Plaintiff and Defendant (neither side located in the forum), Defendant Local - Plaintiff Away (only defendant located in the forum), Local - Plaintiff and Defendant (both sides located in the forum) and Plaintiff Local - Defendant Away (plaintiff local - defendant not).

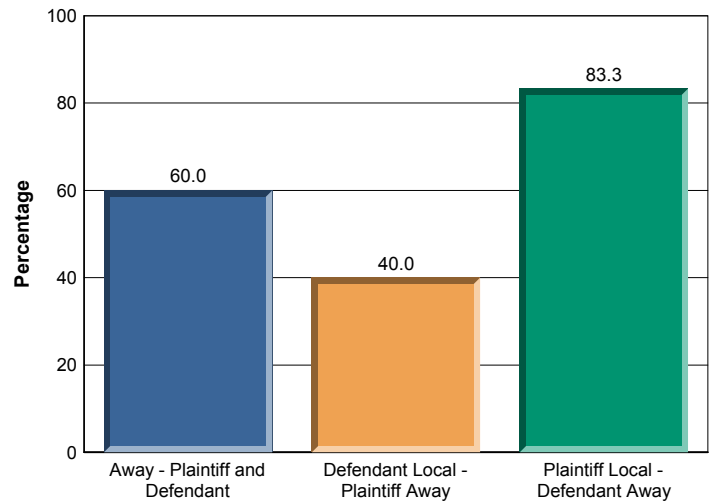
Not all courts fit the expected pattern of favoring local plaintiffs. Many courts in fact show a distinct preference for non-local plaintiffs.

The win rate charts are followed by a chart illustrating the fractions of contested judgment cases (cases in which a judgment is entered in favor of a party, but excluding consent and default judgments) for each category (all local plaintiffs, etc.). Many well-known patent venues tend to have a large segment of cases in the "Away - Plaintiff and Defendant" category.

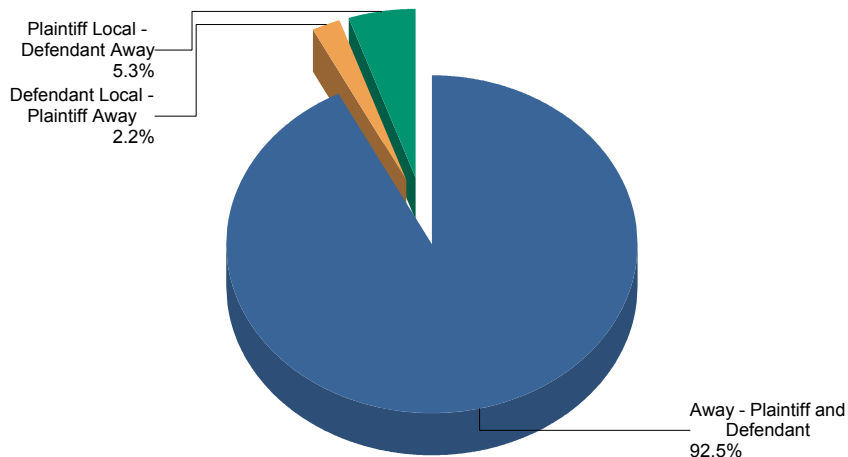
Plaintiff Win Rate, by Party Location



Defendant Win Rate, by Party Location



Fraction of Contested Judgments, by Party Location



Explore Litigation Insights

Docket Alarm provides insights to develop a more informed litigation strategy and the peace of mind of knowing you're on top of things.

Real-Time Litigation Alerts



Keep your litigation team up-to-date with **real-time alerts** and advanced team management tools built for the enterprise, all while greatly reducing PACER spend.

Our comprehensive service means we can handle Federal, State, and Administrative courts across the country.

Advanced Docket Research



With over 230 million records, Docket Alarm's cloud-native docket research platform finds what other services can't. Coverage includes Federal, State, plus PTAB, TTAB, ITC and NLRB decisions, all in one place.

Identify arguments that have been successful in the past with full text, pinpoint searching. Link to case law cited within any court document via Fastcase.

Analytics At Your Fingertips



Learn what happened the last time a particular judge, opposing counsel or company faced cases similar to yours.

Advanced out-of-the-box PTAB and TTAB analytics are always at your fingertips.

API

Docket Alarm offers a powerful API (application programming interface) to developers that want to integrate case filings into their apps.

LAW FIRMS

Build custom dashboards for your attorneys and clients with live data direct from the court.

Automate many repetitive legal tasks like conflict checks, document management, and marketing.

FINANCIAL INSTITUTIONS

Litigation and bankruptcy checks for companies and debtors.

E-DISCOVERY AND LEGAL VENDORS

Sync your system to PACER to automate legal marketing.