

## CERTIFICATE OF TRANSLATION ACCURACY

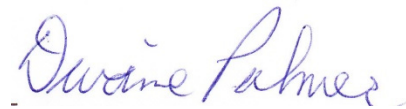
I, Dwaine Palmer, declare:

1. I am a native speaker of English and am well versed in both the Japanese and English languages and have over 22 years of experience translating Japanese technical documents into English on a full-time basis.
2. The following translation of the corresponding source text from Japanese into English is accurate and complete to the best of my knowledge.

I declare under penalty of perjury under the laws of the United States of America that the foregoing is true and accurate.

Statements made herein are to the best of my knowledge true and are based on information that I believe to be true and further these statements were made with the knowledge that willful false statements and the like so made are punishable by fine or imprisonment, or both, under Section 1001 of Title 18 of the United States Code and that such willful false statements may jeopardize the validity of the patent application in the United States of America or any patent issuing thereon.

Executed this 16th day of September 2021, at Orem, UT



Dwaine Palmer

(19) Japanese Patent Office (JP)      (12) Patent Application Publication Gazette (A)      (11) Published Patent Application No. **2008-294347**  
**(2008-294347A)**

(43) Application Publication Date: December 4, 2008

(51) Int. Cl	FI	Subject code (ref.)
H 05 K 9/00 (2006.01)	H 05 K 9/00	5B035
G 06 K 19/07 (2006.01)	G 06 K 19/07	5E321

Request for Examination: No      Number of Claims: 1 OL Total pages: 8

(21) Application No.: 2007-140307 (P2007-140307)	(71) Applicant 000110217 TOPPAN Forms Co., Ltd. 1-7-3 Higashishinbashi, Minato-ku, Tokyo, Japan
(22) Application Date: May 28, 2007	(74) Agent 100106909 TANAI Sumio, Patent Attorney
	(74) Agent 100064908 SHIGA Masatake, Patent Attorney
	(72) Inventor OHNO Hiroki c/o TOPPAN Forms Co., Ltd. 1-7-3 Higashishinbashi, Minato-ku, Tokyo, Japan
	F-Terms (Ref) 5B035 BA06 BA09 BB09 CA23 5E321 BB23 BB25 CC16 GG05 GG11

(54) Title of the Invention  
MAGNETIC SHEET

(57) ABSTRACT

#### PROBLEM

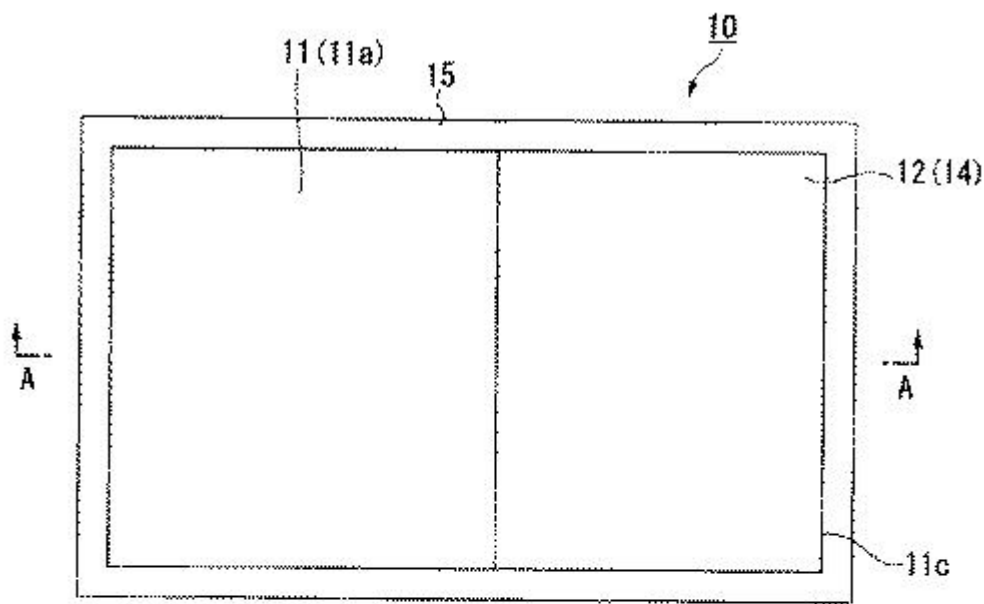
To provide a thin magnetic sheet capable of writing/reading information only to a desired non-contact data receiving and transmitting body in a condition where a plurality of non-contact data receiving and transmitting bodies are stored in a wallet, commuter pass container, and the like.

#### MEANS TO SOLVE THE PROBLEM

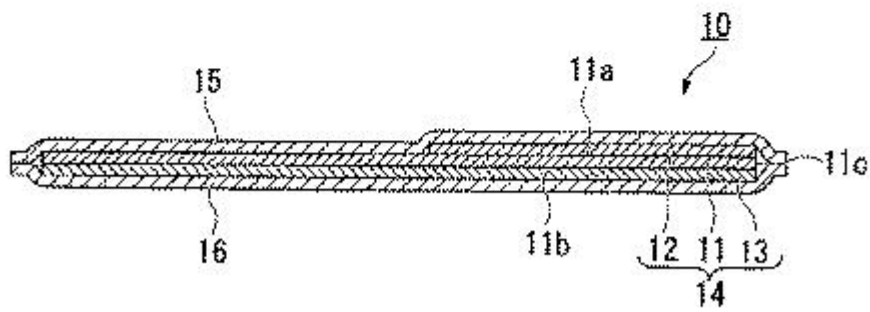
A magnetic sheet 10 of the present invention contains: a metal base material 11; a first magnetic layer 12 provided on substantially a half region on a first surface 11a of the metal base material 11; and a second magnetic layer 13 provided in an entire region on a second surface 11b of the metal base material 11.

[Selected Drawing] FIG. 1

(a)



(b)



What is claimed is:

[Claim 1]

A magnetic sheet, comprising:

- a metal base material;
- a first magnetic layer provided on substantially a half region on a first surface of the metal base material; and
- a second magnetic layer provided on an entire region on a second surface of the metal base material.

## DETAILED DESCRIPTION OF THE INVENTION

### TECHNICAL FIELD

[0001]

The present invention relates to a magnetic sheet for preventing errors in writing/reading information on a non-contact data receiving and transmitting body such as a non-contact IC card or the like, which uses electromagnetic waves as a medium and is capable of receiving information from the outside and transmitting information to the outside in a non-contact condition, such as an information recording medium for RFID (Radio Frequency IDentification) applications, and particularly relates to a magnetic sheet capable of writing/reading information only to a desired non-contact IC card in a condition where a plurality of non-contact IC cards are stored in a wallet, commuter pass container, and the like.

### BACKGROUND TECHNOLOGY

[0002]

A non-contact IC card, which is an example of a non-contact data receiving and transmitting body, has an inlet configuring of a base material as well as an antenna and an IC chip provided on one surface thereof and connected to each other. When electromagnetic waves from an information writing/reading device are received, an electromotive force is generated in the antenna by resonance action, and the IC chip in the non-contact IC card is activated by the electromotive force. Information in the IC chip is converted into a signal, and the signal is transmitted from the antenna of the non-contact IC card.

The signal transmitted from the non-contact IC card is received by the antenna of the information writing/reading device and sent to a data processing device via a controller, where data processing such as identification or the like is performed.

[0003]

In recent years, such non-contact IC cards have been increasingly used as electronic money in commuter passes and passenger ticket for public transportation such as trains, buses, and the like, and in retail stores such as convenience stores, superstores, and the like. Accordingly, there is a trend where the number of non-contact IC cards owned by individuals is increasing.

Normally, a non-contact IC card is used by removing from a wallet, commuter pass container, or the like as needed, or while stored in the wallet, commuter pass container, or the like. In particular, when a plurality of non-contact IC cards are stored in a wallet, commuter pass container, or the like in an overlaid manner, there is a problem where information may be erroneously written to/read from the non-contact IC cards.

[0004]

Therefore, conventionally, a non-contact IC card holder has been disclosed, which has a plurality

of card storing parts that store a plurality of non-contact IC cards, has a partitioning wall part between the card storing parts, has a conductive body part on the partitioning wall part, and has first and second magnetic bodies interposed between the conductive body parts on the partitioning wall part (for example, see Patent Document 1).

[Patent Document] Japanese Patent No. 3630006

## DISCLOSURE OF THE INVENTION

### PROBLEM TO BE SOLVED BY THE INVENTION

[0005]

However, in the non-contact IC card holder disclosed in Patent Document 1, for example, when four non-contact IC cards are stored, two IC card holders each having a card pocket on both surfaces of the partitioning wall part containing the first and second magnetic bodies interposing the conductive body part are connected to each other in a bendable manner at a connecting part. Therefore, the non-contact IC card holder has many components and is thick, and therefore has an inconvenience of not being able to be stored and used in a wallet, commuter pass container, and the like.

[0006]

In view of the foregoing, an object of the present invention is to provide a thin magnetic sheet capable of writing/reading information with regard only to a desired non-contact data receiving and transmitting body in a condition where a plurality of non-contact data receiving and transmitting bodies are stored in a wallet, commuter pass container, and the like.

### MEANS FOR SOLVING THE PROBLEM

[0007]

A magnetic sheet of the present invention contains: a metal base material; a first magnetic layer provided on substantially a half region on a first surface of the metal base material; and a second magnetic layer provided in an entire region on a second surface of the metal base material.

### EFFECT OF THE INVENTION

[0008]

The magnetic sheet of the present invention has a metal base material, a first magnetic layer provided on substantially a half region on a first surface of the metal base material, and a second magnetic layer provided on an entire region on a second surface of the metal base material, and therefore has a thin thickness and can write/read information only to a desired non-contact data receiving and transmitting body in a condition where a plurality of non-contact data receiving and transmitting bodies are stored in a storing body such as a wallet, commuter pass container, and the like. Furthermore, changing the direction in which the magnetic sheet is bent, in other words, changing the front and back of the magnetic sheet can limit an IC card capable of writing/reading information.

### DESCRIPTION OF THE PREFERRED EMBODIMENTS

[0009]

A preferred embodiment of a magnetic sheet of the present invention will be described.

Note that this embodiment is specifically described in order to better understand a gist of the

# Explore Litigation Insights

Docket Alarm provides insights to develop a more informed litigation strategy and the peace of mind of knowing you're on top of things.

## Real-Time Litigation Alerts



Keep your litigation team up-to-date with **real-time alerts** and advanced team management tools built for the enterprise, all while greatly reducing PACER spend.

Our comprehensive service means we can handle Federal, State, and Administrative courts across the country.

## Advanced Docket Research



With over 230 million records, Docket Alarm's cloud-native docket research platform finds what other services can't. Coverage includes Federal, State, plus PTAB, TTAB, ITC and NLRB decisions, all in one place.

Identify arguments that have been successful in the past with full text, pinpoint searching. Link to case law cited within any court document via Fastcase.

## Analytics At Your Fingertips



Learn what happened the last time a particular judge, opposing counsel or company faced cases similar to yours.

Advanced out-of-the-box PTAB and TTAB analytics are always at your fingertips.

## API

Docket Alarm offers a powerful API (application programming interface) to developers that want to integrate case filings into their apps.

## LAW FIRMS

Build custom dashboards for your attorneys and clients with live data direct from the court.

Automate many repetitive legal tasks like conflict checks, document management, and marketing.

## FINANCIAL INSTITUTIONS

Litigation and bankruptcy checks for companies and debtors.

## E-DISCOVERY AND LEGAL VENDORS

Sync your system to PACER to automate legal marketing.