

## Message from the President

### We can all be advocates for vision research

What matters most to ARVO members?

A recent survey among members showed that obtaining money for research is No. 1 on the “problem” list, no matter where our members are located. Convincing government agencies, industry and private individuals that eye research is essential is one of ARVO’s key roles.

In the US, ARVO helps support two great vision research education groups: the National Alliance for Eye and Vision Research (NAEVR) and the Alliance for Eye and Vision Research (AEVR).

These groups organize briefings on Capitol Hill in Washington, DC as well as visits for ARVO trustees and Annual Meeting Program Committee members to the offices of legislators. They help ARVO members and others educate Congressional staff about eye research and the importance of increased funding. NAEVR actively supports legislation that broadens the pool of funding available to vision researchers.

In other countries, the ARVO name can help to bring in money from industry or government just as it does in the US. ARVO members are currently building a network of international chapters (see

page 2). Any country may organize an affiliate under the ARVO flag, meeting annually, stimulating collaboration among scientists and educating their own governments and industry about the importance of eye and vision research.

Around the world, funding will improve when we all become advocates for eye research. We will only be able to achieve our goal — to prevent or cure eye disorders — when we have adequate research money. ARVO can support all of us in that endeavour, and you can help.

As one year ends and another starts, consider a last-minute donation. Perhaps the ARVO Foundation for Eye Research (AFER; see page 18) can be your goal: it helps young researchers attend the ARVO Annual Meeting and supports the careers of clinician-scientists. In the future, AFER will stimulate collaboration between developing countries and established laboratories. The great man behind AFER, John Dowling, will be honored at the 2008 Annual Meeting (see page 18), and the work of the Foundation will continue to expand.

You would not have been able to read this if you could not see. Vision is valuable, and worthy of our efforts to persevere in research until we achieve our goal of preventing blindness. ■



Martine J. Jager, MD, PhD

## Despite funding disappointment, US Congress hears vision community

Although the omnibus spending bill passed by Congress on December 19 essentially failed to increase funding for NIH’s National Eye Institute, the vision community still had an influence.

“We were very disappointed by what amounts to a net decrease in funding for NEI after inflation,” said James Jorkasky of

the National Alliance for Eye and Vision Research. “But the vision advocacy community should be proud that its message about the value of medical research was heard by Congress.” He was referring to the NIH budget increase originally included in the FY2008 Labor, Health

See Bill, page 8

## Check out your ARVO 2008 Meeting Preview enclosed



## Lenworth Johnson is making a difference page 9

## Robert Frank speaks out about IOVS page 16

## Hosts needed for visiting researchers page 19

### In this issue ...

|                                      |    |
|--------------------------------------|----|
| Governance                           | 2  |
| NEI Director’s Message               | 5  |
| Around the Globe                     | 6  |
| Education Programs                   | 6  |
| Advocacy                             | 8  |
| Awards and Grants                    | 14 |
| JOV                                  | 15 |
| IOVS                                 | 16 |
| The ARVO Foundation for Eye Research | 18 |

## 2007-2008 OFFICERS

Martine J. Jager, MD, PhD  
*President*

Robert Ritch, MD  
*Vice President*

Todd P. Margolis, MD, PhD  
*President-Elect*

Donald C. Hood, PhD  
*Vice President-Elect*

Barry S. Winkler, PhD  
*Vice President-Elect*

Sally S. Atherton, PhD  
*Executive Vice President*

## ARVO OFFICE

Joanne G. Angle  
*Executive Director*

Joanne Olson  
*Assistant Director of Communications*

John Saville  
*Production & Design Director*

12300 Twinbrook Parkway  
Suite 250

Rockville, MD 20852-1606

Phone: +1.240.221.2900

Fax: +1.240.221.0370

[www.arvo.org](http://www.arvo.org)

## International chapter affiliate program to expand

After a successful 18-month pilot, ARVO is inviting members in other countries to join Argentina, Brazil, Israel and Hungary in creating international chapter affiliates. To find out more, download the ARVO Chapter Affiliate Start-Up Manual from the Global Activities section at [www.arvo.org](http://www.arvo.org). This pdf manual includes eligibility requirements and an online application form. ■

## Proposed Bylaws Amendment: Updating Section Trustee nomination process

**B**ackground: In 2005, ARVO began taking Section Trustee nominations in advance of the Section Business Meetings held each year at the Annual Meeting. The aim was to increase the number of candidates on the ballot. Members also could nominate candidates at the Business Meeting itself. Since then, the number of advance nominations has increased.

The proposal: The Board of Trustees would like to further streamline this process, and is proposing to amend the bylaws to adopt online-only, advance nominations. Section candidates would be announced at the Section Business Meetings. This new procedure would be implemented in January 2009.

The vote on the proposed amendment will take place at the General Business Meeting at the 2008 Annual Meeting.

Amendments to the ARVO bylaws require 100 votes, so we strongly encourage you to attend the 2008 General Business Meeting on Wednesday, April 30, in Fort Lauderdale and have your say.

The proposed amendment is as follows:

5.03 Election. (a) Nomination of Trustees. During the course of each Annual Meeting of ARVO, each Scientific Section of ARVO shall hold a separate business meeting. By the end of the first day of the ARVO Annual Meeting, ~~At the separate business meeting,~~ each standing Scientific Section whose Trustee's term of office will expire at the end of the following year's Annual Meeting shall nominate by online vote no more than two (2) candidates. The two candidates will be announced at the separate business meeting. ~~One of whom~~ candidate will be elected as the Successor Trustee by an online electronic election prior to the following year's Scientific Section's separate business meeting, which will take place at the Annual Meeting. ■

## AP and GL members: First all-online election

**T**he Board of Trustees elections go to all-electronic voting for the first time this spring, as voting members of Anatomy/Pathology (AP) and Glaucoma (GL) Sections go to the polls via the Internet. The new voting procedures were adopted last year to help make the Trustee elections as accessible and representative as possible (see Section 5.04 of the Bylaws on [www.arvo.org](http://www.arvo.org) for details).

Every vote counts — so if you are a voting member (Regular, Family, Sustaining, Life and Family Life), make sure you have your say in your Section's leadership! Voting opens March 17. Watch your e-mail and [www.arvo.org](http://www.arvo.org) for candidate bios and voting instructions. We will announce the results at the Section Business Meetings during the 2008 Annual Meeting.

The AP and GL Sections have each nominated two candidates to stand in the 2008 Board of Trustees elections. ■

### AP Section



Hans Grossniklaus,  
MD, MBA  
Emory University  
School of Medicine  
Atlanta, GA



Jacob Pe'er, MD  
Hadassah-Hebrew  
University Medical  
Center  
Jerusalem, Israel

### GL Section



Peng T. Khaw, MD,  
PhD  
Moorfields Eye  
Hospital  
London, England



Louis R. Pasquale, MD  
Massachusetts Eye and  
Ear Infirmary  
Boston, MA

# No limits in sight

Allergan Eye Care is focused on the future, and on the unlimited possibilities in sight. For more than five decades we've helped shape the landscape of eye care. We will continue to pursue research and development that address the field of vision, never losing sight of all the lives we can touch along the way.



©2006 Allergan, Inc., Irvine, CA 92612 [www.allergan.com](http://www.allergan.com)  
APC101762006 605979

## Strategic planning initiative: ARVO redefines vision and goals

Every five years, ARVO leaders look back at where the association has been and where we should be going — otherwise known as the Strategic Planning Initiative.

In October 2007, the Strategic Planning Group met in Chicago to develop a new five-year plan to take up where the 2004-2009 strategy leaves off. Frederick L. Ferris, III, MD, Long Range Planning Committee Chair, led the session, which included ARVO Trustees, international chapter and industry representatives, past and present Annual Meeting Program Committee members, and ARVO senior staff.

In preparation for the Strategic Planning Meeting key stakeholders from government, chapters and related organizations were interviewed. ARVO also surveyed members to highlight key issues and concerns and gather suggestions for change.

### Results

Participants at the October meeting revised ARVO's purpose statement:

*ARVO's purpose is to facilitate the advancement of vision research and the prevention and cure of disorders of the visual system worldwide.*

The planners also developed a revised two-part vision statement. The first statement describes the impact ARVO aims to make on prevention and cure; the second is a vision of the role ARVO — both the organization and its members — seeks to fulfill.

### ARVO's vision

- To advance [basic and clinical] knowledge and prevent and cure disorders of the visual system
- To demonstrate by its programs and actions that ARVO is the leading interna-

tional forum for vision research and the primary advocate for vision science worldwide

The group agreed that ARVO's purpose and vision rest on five core values:

1. Striving for scientific excellence and a demand for integrity and ethics in research
2. Open exchange and dissemination of information
3. Inclusiveness and diversity of people and ideas
4. Collegiality
5. Member responsiveness/customer service

### Goals

The Strategic Planning Group created five new goals for ARVO. The Goal Panel chairs will identify objectives to help ARVO achieve these goals and recruit volunteers to develop strategies for meeting the objectives between January and the 2008 Annual Meeting.

#### Goal 1: Leading international forum

ARVO will demonstrate by its programs and actions that it is the leading international forum for vision research.

#### Goal 2: Primary advocate for vision research worldwide

ARVO will expand its international advocacy efforts.

#### Goal 3: Support for young investigators

Young investigators will be an important part of the vitality of ARVO.

#### Goal 4: Membership value and growth

Vision scientists will choose ARVO as their primary research membership organization.

#### Goal 5: Infrastructure and governance

ARVO will be organizationally and financially strong to fulfill its purpose and achieve its vision and goals.

### Tell ARVO what you think


The Board of Trustees approved the Strategic Plan in November 2007. Members are encouraged to provide feedback on the plan at any time. Submit your comments to Long Range Planning Committee Chair Rick Ferris, MD, through ARVO's Director of Governance and Strategic Initiatives, Lori Methia ([lmethia@arvo.org](mailto:lmethia@arvo.org)). ■



ARVO Vice President-Elect Barry Winkler, PhD, at the ARVO Strategic Planning Meeting

## AAO recognizes former ARVO president

The American Academy of Ophthalmology recently recognized ARVO past president Gary Abrams, MD (Kresge Eye Institute, Wayne State University) for his contributions to the AAO Council's Subspecialty Specialized Interest Section. He served on Council 2002-2007.



## New process

### Annual Meeting Program Committee nominations and election

Elections for the Annual Meeting Program Committee (AMPC) will now take place ahead of the Sections' Business Meetings in Fort Lauderdale, FL, at the ARVO Annual Meeting. Each Section will vote online to elect a representative to the AMPC.

### Nominations

Watch your e-mail and the ARVO Web site for a Call for Nomination notice with requirements and instructions. The nomination deadline is February 20.

### Election

Voting opens March 17. In early March, candidate bios and voting instructions will be posted on the ARVO Web site.

Please contact Lori Methia ([lmethia@arvo.org](mailto:lmethia@arvo.org)) if you have any questions about the new procedures. ■

## IM, RC and VI: Get ready to choose your Trustee candidates for 2009

At the 2008 Section Business Meetings which takes place at the Annual Meeting, voting members of the Immunology/Microbiology (IM), Retinal Cell Biology (RC) and Visual Psychophysics/Physiological Optics (VI) Sections will nominate candidates to stand in the 2009 Board of Trustees elections.

Please think about who would best represent your Section in this important role and nominate members in good standing who are willing to serve.

ARVO will accept nominations before and during the Section Business Meetings. Watch your e-mail and [www.arvo.org](http://www.arvo.org) for more information about nomination requirements and deadlines. ■

## NEI DIRECTOR'S MESSAGE

### Charting new territory: Indo-US Joint Working Group on Vision Research



Paul A. Sieving,  
MD, PhD  
National Eye  
Institute Director

Significant, collaborative vision research between US and Indian scientists is becoming a reality, as the Indo-US Joint Working Group (JWG) moves into the grant application and funding stage. An October meeting at the Lawton Chiles International

(Stone) House on the NIH campus in Maryland, US, entitled "Global Partnerships: Expansion of Collaborative Vision Research," helped move the project further toward implementation.

The JWG — along with a formal Statement of Intent — were the results of a series of workshops that ARVO organized in 2005. Our recognition that vision research is now a global enterprise spurred those workshops. In fact, almost half of ARVO's members today are based

outside the US, representing 71 countries. All of us will benefit from international collaboration, which presents an opportunity to increase scientific talent and resources.

Later, Indian and US scientists identified five core research areas:

1. Clinical aspects of eye disease
2. Molecular genetics of eye disease
3. Standardization of clinical measurement



4. Translational physiology: bedside-to-bench-to-bedside applications
  5. Identification, development, and exchange of research resources
- The partners have now turned their energies to implementation: coordinat-

ing grant application and review between the US and India to give these unique, bilateral research projects proper, rigorous consideration in a highly competitive funding arena.

I want to acknowledge the groundbreaking work of my former colleague at NEI, Dr. Leon Ellwein, who recognized the need and value of fostering global research early on. Leon worked for many years with Dr. Balasubramanian of India's L.V. Prasad Eye Institute to bring this idea to fruition. Although Leon recently retired, he continues to participate in the process as a volunteer. I am also grateful to ARVO Executive Director Joanne Angle and ARVO's leadership for facilitating discussions at the ARVO Annual Meeting (for details, see *ARVONews* Summer 2007, page 5).

With this unique collaboration, NEI is charting largely unfamiliar territory at NIH. But through hard work, determination and innovative thinking, this opportunity is becoming a reality. ■

## Hungarian group becomes ARVO chapter

The Hungarian Association for Research in Vision and Ophthalmology (HARVO) is ARVO's newest international affiliate chapter following its successful application this past November. HARVO is a special interest group of the Hungarian Ophthalmological Society, which was founded in 1904. HARVO's members include 56 basic and clinical researchers. The group expects its affiliation with ARVO to increase and strengthen eye and vision research collaborations between basic scientists and clinicians at the local level. For more information on HARVO, visit [www.szemklinika.hu](http://www.szemklinika.hu) (information is currently available only in Hungarian). ■

## Jager to address Israel meeting

The Israeli Society for Vision and Eye Research (ISVER) has invited ARVO President Martine Jager, MD, PhD to speak at its annual meeting, March 13–14 at the Neve Ilan Resort Hotel, in Neve Ilan, Israel. The meeting draws 180 basic scientists and clinicians from across the region. Last year's guest lecturer was ARVO member Robert B. Nussenblatt, MD, who spoke about AMD.

Visit [www.isver.org.il](http://www.isver.org.il) to learn more about this year's ISVER annual meeting and to download a copy of the 2007 meeting abstracts, available in English and Hebrew. ■

## US–China luncheon to emphasize innovation

The third annual US–China Networking Luncheon will focus on innovation in vision research. The speakers are researchers who have helped build cooperation in eye research between the US and China. Presentation topics will cover innovation in retinal prosthesis, glaucoma research and corneal research. The event will take place during ARVO's Annual Meeting in Fort Lauderdale on April 28, 1:15–2:45 pm. All are welcome to attend; a limited number of box lunches will be available.

Would you like to learn more about how you can become involved in research collaborations between the US and China? Join our listserv by completing the form at [www.zoomerang.com/survey.zgi?p=WEB2274VGQ6SND](http://www.zoomerang.com/survey.zgi?p=WEB2274VGQ6SND). ■

## EDUCATION PROGRAMS

### Catch up with ARVO's online education series

Still troubled over missing a particular course or symposium at the 2007 Annual Meeting? ARVO's online education series has that covered. Visit [www.arvo.org/education](http://www.arvo.org/education) and view keynote sessions, lectures, courses and symposia for FREE. Watch for more sessions coming in May. Send your suggestions for topics/sessions you want to see online to [arvo@arvo.org](mailto:arvo@arvo.org). ■

### Observe the ARVO/Pfizer Ophthalmics Research Institute

Space is available for a limited number of observers at the fourth annual ARVO/Pfizer Ophthalmics Research Institute, April 25–26, 2008 in Fort Lauderdale, FL. The conference, directed by Gülgün Tezel, MD, will address "The Role of Glia, Mitochondria and the Immune System in Glaucoma." Deadline for applications is February 8. Apply today at: [www.arvo.org/arvopfizer](http://www.arvo.org/arvopfizer). ■

### Call for proposals: 2009 Summer Eye Research Conference

Proposals for the 2009 ARVO Summer Eye Research Conferences (SERC) are due March 14. For details, go to [www.arvo.org/serc](http://www.arvo.org/serc) or contact Rhonda Williams, Meetings Manager, at [rwilliams@arvo.org](mailto:rwilliams@arvo.org) or +1.240.221.2908. Anyone can submit a proposal; there are no geographic or topic restrictions. ■

### 2008 Important Dates

February 22

Abstract Search and Itinerary Builder available online

March 3

Deadline: ARVO Annual Awards nominations

March 10

Deadline: Housing reservations

March 28

Deadline: Early registration rates

April 18

Deadline: Registration cancellation

April 25–26

ARVO/ISIE Meeting

ARVO/Pfizer Ophthalmics Research Institute

April 26

ARVO Education Courses

April 27–May 1

ARVO Annual Meeting: Eyes on Innovation

## Upcoming events



### NEI/FDA Ophthalmic Clinical Trial Design and Endpoints Meeting March 13-14

The second NEI/FDA Ophthalmic Clinical Trial Design and Endpoints Meeting (on glaucoma) will take place in Bethesda, MD. For more information, including how to register, go to [www.arvo.org/endpoints](http://www.arvo.org/endpoints).



### ARVO/Pfizer Ophthalmics Research Institute April 25-26

The fourth annual ARVO/Pfizer Ophthalmics Research Institute is in Fort Lauderdale, FL. The conference, directed by Gülgün Tezel, MD, will address "The Role of Glia, Mitochondria and the Immune System in Glaucoma." For more information see [www.arvo.org/arvopfizer](http://www.arvo.org/arvopfizer).



### ARVO/ISIE Annual Meeting April 25-26

The International Society for Imaging in the Eye (ISIE) is now an official part of ARVO; former ISIE members are invited to become ARVO members. ISIE will no longer collect separate dues. In addition, former ISIE members should consider participating in ARVO's Multidisciplinary Ophthalmic Imaging Group (MOIG); see [www.arvo.org/groups](http://www.arvo.org/groups). The ISIE annual meeting, renamed the ARVO/ISIE Meeting, takes place April 25-26 in Fort Lauderdale, FL just before the ARVO Annual Meeting. For more information, go to [www.arvo.org/isie](http://www.arvo.org/isie) or contact Ellyn Terry ([eterry@arvo.org](mailto:eterry@arvo.org), +1.240.221.2935).



### Symposia, World Ophthalmology Congress June 28-July 2

ARVO will sponsor two symposia at the World Ophthalmology Congress (WOC) this summer in Hong Kong: Nanotechnology in Ophthalmology: The Great Leap Forward, organized by Robert Ritch, MD, and New Discoveries in Ocular Oncology, organized by Martine Jager, MD.



### 2008 ARVO Summer Eye Research Conference: Ocular Autoimmunity and Inflammation July 31-August 2

Plan now to attend the 2008 ARVO Summer Eye Research Conference (SERC) in beautiful Monterey, CA! Immunological mechanisms underpin a wide spectrum of ocular diseases, including inflammatory, autoimmune and degenerative conditions. This conference will bring together a diverse group of experts to exchange ideas and raise awareness among young researchers and clinicians of the new trends and discoveries in this field. For more information, go to [www.arvo.org/serc](http://www.arvo.org/serc) or contact Rhonda Williams ([rwilliams@arvo.org](mailto:rwilliams@arvo.org), +1.240.221.2908).



### Asia-ARVO Meeting January 15-18, 2009

The Indian Eye Research Group is organizing the second Asia-ARVO Meeting in Hyderabad, India next year. The new location reflects ARVO's commitment to partnering with different countries in Asia that have expanding eye research programs. Mark your calendar and plan now to experience the blend of science and technology along with the rich heritage and culture of Hyderabad. For more information, go to [www.arvo.org/asiaarvo](http://www.arvo.org/asiaarvo) or contact the meeting organizers at [asiaarvo@lvpei.org](mailto:asiaarvo@lvpei.org).



### Clinical trials education series

The ARVO Foundation for Eye Research (AFER), through a generous grant from the Allergan Foundation, is developing a Clinical Trials Education Series specifically for vision researchers to present state-of-the-art approaches to the design, construction and execution of clinical trials in ophthalmology.

Several one-day basic clinical trials courses will be held during:

- World Ophthalmology Congress (WOC), Hong Kong, June 27, 2008
- European Association for Vision and Eye Research (EVER) Annual Congress, Portoroz, Slovenia, October 1, 2008
- American Academy of Ophthalmology (AAO) Annual Meeting, Atlanta, GA, November 2008
- Asia-ARVO Meeting, Hyderabad, India, January 2009
- ARVO Annual Meeting, April 2009

In addition, ARVO is planning an in-depth three-day course September 17-20, 2008. Watch the ARVO Web site, [www.arvo.org](http://www.arvo.org), and our e-newsletter, *ARVO Insight*, for details. ■

## Zerhouni emphasizes need to research “software” of biological systems



NIH Director Elias Zerhouni

Scientists need to study the software of life as well as the hardware, said NIH Director Elias A. Zerhouni, MD, keynoting a November conference sponsored by the Pharmaceutical Research and Manufacturers of America and Research!America in Washington, DC.

Zerhouni noted the importance of “P4 Medicine” — prediction, preemption, personalized and participatory research — in managing the disease cycle, but said it was also important to look into areas such as cellular mechanisms and signaling.

He highlighted the discovery of gene variants associated with age-related macular degeneration (AMD) in 2005 as a major breakthrough from the Human Genome Project, but pointed out dozens of gene discoveries that occurred in 2007, demonstrating NIH’s accelerated knowledge of the basis of disease. ■

Bill, continued from page 1

and Human Services and Education appropriations conference bill passed by Congress in November and later vetoed by President Bush.



The Honorable Paul Rogers (Research!America), Karl Moeller (Campaign for Public Health, CPH) and CPH Board member Jennifer Lurray (Abbott Laboratories) present Senate LHHS Appropriations Subcommittee Chair Tom Harkin (D-IA) with an ad sponsored by the advocacy community, including NAEVR, that ran in several Hill dailies and supported the LHHS conference agreement.

Jorkasky explained that the vision community sent thousands of e-mails, visited Capitol Hill and joined with coalition partners in letters and ads urging Congress to make appropriate increases to NIH’s budget.

The bill vetoed by Bush reflected a 3.8 percent increase over FY2007 levels. It would have been the first time in five years that an NIH funding increase matched inflation (see chart).



**NAEVR**  
National Alliance For  
Eye And Vision Research

“Don’t misinterpret the vote — it is just politics,” said Billy Tauzin, President and CEO of Pharmaceutical Research and Manufacturers of America, a former Republican congressman from Louisiana and a cancer survivor.

He added that there is a lot of support for NIH in Congress. “Researchers ... need to make the connection between NIH funding and extramural research being conducted at institutions in the Congressional district.”

The veto override failed by a vote of 277-141. A total of 51 Republicans voted with 226 Democrats for the override, while 141 Republicans voted to sustain the veto. Many of these are members of the conservative Republican Study Committee that vowed to sustain vetoes of bills that exceeded the President’s budget request.

When Congress returned in December, it passed a consolidated appropriations bill that essentially flat funded domestic spending programs while adding \$70 billion for the Iraq and Afghanistan conflicts. ■



James Hoekel, OD, a children’s vision researcher from Missouri, contacts his senators at NAEVR’s booth at the American Academy of Optometry meeting in Tampa, FL. The office of Senator Claire McCaskill (D-MO) responded immediately, noting the Senator’s support for the maximum possible increase in NIH funding.

|      | FY2007 Final | FY2008 Budget      | FY2008 House      | FY2008 Senate      | Conference Bill    | FY2008 Final     |
|------|--------------|--------------------|-------------------|--------------------|--------------------|------------------|
| NIH* | \$28.9 B     | \$28.6 B<br>-1.7%  | \$29.6 B<br>+2.6% | \$29.9 B<br>+3.5%  | \$30 B<br>+3.8%    | \$28.9 B<br>.46% |
| NEI+ | \$667.1 M    | \$667.8 M<br>+0.1% | \$677 M<br>+1.5%  | \$681.9 M<br>+2.2% | \$684.1 M<br>+2.5% | \$667.1 M<br>0%  |

\* Program level, inclusive of transfers/one-time expenses.

+ FY2007 NEI excludes \$8.5 M for NEI programs due to direct appropriation to NIH common fund and \$42 M in NIH Director Bridge Awards.



## Vision community at the table for NIH common fund

**A**RVO members are playing a key role as NIH supports trans-institutional research initiatives with its “common fund” — created as part of the NIH Reform Act of 2006. NIH’s new Council of Councils, which met for an initial planning meeting last November, will guide the fund.

The Council of Councils consists of representatives from the advisory bodies of NIH’s 27 institutes and centers (ICs). Among them is Lenworth Johnson, MD, an ARVO member and neuro-ophthalmologist (Mason Eye Institute, University of Missouri). Dr. Johnson sits on NEI’s National Eye Advisory Council (see below).

Another ARVO member, Stephen Ryan, MD (Doheny Eye Institute/USC), President of NAEVR, sat on the Institute of Medicine committee that recommended a dedicated fund to support trans-institutional research in 2003.

At the November gathering, NIH Director Elias Zerhouni, MD, called

the common fund “the glue for the ICs.” He challenged the Council to be bold and experimental in its guidance on research and creative in developing metrics to evaluate scientific success.

Zerhouni highlighted examples

of successful trans-institute research, including collaboration between ICs that identified factors that inhibit angiogenesis (new blood vessel growth) and resulted in the first generation of FDA-approved drugs to treat the wet form of AMD and are now in clinical trials to treat diabetic retinopathy.

For the first time in the appropriations process, the common fund had a direct budget line in the FY2007 Joint Funding Resolution, of \$486 million.

The FY2008 Labor, Health and Human Services and Education appropriations conference report would fund it at \$531 million, or 1.77% of the NIH budget. ■



Lenworth Johnson, MD, with Alan Krensky, MD, director of NIH’s Office of Portfolio Analysis and Strategic Initiatives



Left to right: NIH Principal Deputy Director Raynard Kingston, MD, PhD, and NIH Director Elias Zerhouni, MD, listen as Lenworth Johnson, MD, provides comments.

## Making a difference

By Lenworth Johnson, MD

JohnsonLN@health.missouri.edu

**A**t the NIH Council of Councils inaugural meeting in November, I met some of the most dynamic and energetic professionals from the Council, the NIH, the scientific community and the public. I came away from that historic gathering convinced that together, we can and will make a significant difference.

Being an NIH Council of Councils charter member is a privilege that comes with enormous responsibilities. Previously, the 27 NIH institutes and centers (ICs) could have been viewed almost as a collection of independent fiefdoms. However, this congressionally authorized Council provides a forum for communication and cross-fertilization of the ICs, as we grapple with how best to use the common fund for trans-NIH research initiatives.

I see my role on the Council as an interlocutor espousing three basic commitments:

1. actively listening to the vision community regarding issues it feels are vitally important;
2. advocating and negotiating with the other Council members those positions that can incorporate the involvement of a number of ICs; and
3. encouraging both the NIH director and the director of Office of Portfolio Analysis and Strategic Initiatives to take actions which will have far-reaching benefits for the vision community and others.

We must remember that this is a dynamic process, requiring a balance among NIH, other Councils, emerging public events and the vision community.

Along the way, I plan to seek and encourage participation from others in the vision community as I decipher and explore avenues for their involvement. I am truly excited about the opportunities and challenges that lie ahead, and look forward to hearing invaluable input from others. ■

## Congressional briefing: When “rare” eye disease isn’t so rare

The critical need for more research to prevent and cure retinal diseases is an issue close to home for Rep. Pete Sessions (R-TX), who has a teenager affected by retinitis pigmentosa (RP).

“When you have a 16-year-old son who wants to be a physician and has a great life ahead of him, you’re crushed when you learn he is losing his eyesight to RP,” Sessions told attendees at an October Congressional briefing sponsored by the Foundation Fighting Blindness (FFB) and the Alliance for Eye and Vision Research.

At the briefing, top leaders from the vision research community spoke about the critical need to fund research to eliminate

retinal diseases that affect more than 9 million Americans.

Many retinal diseases are considered to be rare or “orphan” (they affect less than 200,000 people), but orphan diseases are a critical public health issue because col-

lectively, they affect 25 million Americans.

ARVO member Stephen Rose, PhD, Chief Research Officer for FFB, the largest source of non-governmental funding for retinal degenerative research in the world, and Paul Sieving, MD, PhD, NEI’s Director, discussed how government-private sector partnerships benefit research.

They highlighted an FFB-NEI partnership that helped to advance a treatment called Encapsulated Cell Technology (ECT) — now in Phase II/III studies across the country — for a variety of retinal

degenerative conditions, including RP, the “dry” form of AMD, and Usher Syndrome (combined blindness and deafness).

What is learned in treating the eye may translate into benefits for treating other neurodegenerative diseases such as ALS, Parkinson’s disease and Alzheimer’s disease.”

“In an FFB-funded lab study, ECT showed promise for saving vision, so the NEI subsequently conducted Phase I safety studies of it,” said Dr. Rose. During the Phase I trial, ECT saved and in some cases restored vision. More than 150 people are now enrolled in the Phase II/III studies, which are funded in part by FFB.

Dr. Sieving, who showed the tiny ECT to attendees, added, “One of the advantages of working in the eye is that it is easier to get the device into the eye than into the skull. What is learned in treating the eye may translate into benefits for treating other neurodegenerative diseases such as ALS, Parkinson’s disease and Alzheimer’s disease.”

In addressing the genetic basis of eye disease, Dr. Sieving noted that of the 25,000 genes in the body, about 10 per-

cent or 2,000 have been cloned, and about one-quarter of these have been found to cause eye disease.

Over time, he continued, many common conditions will be subdivided into smaller, genetically related groups. We are finding that all common diseases in fact splinter into groups of rare genetic diseases, and we are beginning to treat these conditions based on their genetic profile.”

Dr. Rose concluded, “Ten years ago, a person with a retinal degenerative disease was told ‘There’s nothing we can do for you, go home and learn Braille, you will go blind.’ “Today, thanks to funding from the NEI and FFB, there are clinical trials underway to eradicate these diseases. There is a lot of hope.” ■



NEI Director Dr. Paul Sieving, FFB CEO Bill Schmidt and Bobby Hillert from the office of Rep. Pete Sessions (R-TX)



Rep. Pete Sessions offers a welcome to the 70-plus attendees.




FFB’s Dr. Stephen Rose details research into rare eye diseases.

## Advocacy briefs

**A** RVO and the National Alliance for Eye and Vision Research had a busy autumn. The full versions of these stories are available at [www.eyeresearch.org](http://www.eyeresearch.org).

### Silver Book to focus on aging eye disease



Several ARVO members have played a key role in compiling *The Silver Book: Vision Loss*, the first Silver Book dedicated to diseases of the aging eye — which was also the focus of ARVO's Annual Meeting last year.

The Silver Book is a well respected series published by the Alliance of Aging Research. The vision loss volume was released in partnership with NAEVR.

A release event on Capitol Hill last September featured ARVO member Michael Gorin, MD, PhD (Jules Stein Eye Institute, UCLA). The publication's editorial board included members Paul Kaufman, MD, Tony Adams, OD, PhD and Kevin Frick, PhD.

### Developing a new tool for assessing the cost of vision impairment

ARVO members and guests, including NAEVR's James Jorkasky, met in Vancouver last September to work on a methodological model to assess the costs of vision loss and impairment regionally, nationally and worldwide. The group included representatives from the World Health Organization, blindness prevention organizations and health economics researchers. Participants considered epidemiological evidence, direct medical costs, societal costs, productivity and impact on well-being.

Kevin Frick, PhD, Paul Lee, MD and Hugh Taylor, MD are coordinating follow-up activities, including a paper on the group's recommendations and a course and symposium at the 2008 ARVO Annual Meeting.

### Vision community supports Military Eye Trauma Treatment Act

Vision groups gathered on Capitol Hill in October to make sure Congressional staff understand the extent of eye injuries in Iraq/Afghanistan and the need to improve coordination of care between the DOD and VA.

NAEVR members American Academy of Ophthalmology, American Optometric Association, Blinded Veterans Association and Prevent Blindness America supported the Military Eye Trauma Treatment Act (H.R. 3558/S. 1999) which creates a Military Eye Injury Registry to track the diagnosis and treatment of combat-related injuries, as well as creates a joint DOD/VA program to coordinate all aspects of visual dysfunction related to TBI, including screening, diagnosis, rehabilitative management and research. The Act's provisions were included in the FY2008 National Defense Automation Act passed by Congress on December 14. ■

**2008 Pre ARVO  
PanAmerican  
Research Day**

*April 26th, 2008  
Renaissance Fort Lauderdale Hotel  
Grand Ballroom*

*Registration  
12:00 (noon) - 1:00 pm*

*Working Session  
1:00 pm - 5:30 pm*

*Keynote Speakers:  
Ashley Behrens, MD  
Alex Walsh, MD  
José Cardillo, MD*

*Cocktail reception  
(light buffet  
will be served)  
Garden Terrace  
6:00-9:00 pm*

*11 Travel Scholarships  
to be awarded on site!*

Renaissance Fort Lauderdale Hotel  
1617 SE 17th Street  
Fort Lauderdale, FL 33316  
[www.renaissancehotels.com](http://www.renaissancehotels.com)  
Phone : 954-626-1700

**ALLERGAN** [www.paa.org](http://www.paa.org)

## Cora Verhagen Prize—apply now

The Cora Verhagen Prize is awarded for the best ocular immunology poster or paper presentation at the ARVO Annual Meeting. The Cora Verhagen Prize was instituted in 1995 to honor the memory and scientific contributions of our colleague Cora Verhagen.

An international jury committee of six active ARVO members has been appointed to select the two prize winners. The first prize winner will receive an award of \$250 and a plaque with an inscription of his or her name along with those of previous awardees. This plaque may be temporarily mounted in the institute during the year following the presentation at ARVO. The winner will also receive a bronze medallion. Both the medallion and the plaque contain the image of Winged Victory. The money and the plaque for the 2008 Cora Verhagen Prize will be awarded at the 2009 ARVO

Annual Meeting. The second prize winner will receive an award of \$100.

1. Eligible candidates for the prize should conform to the following criteria: Candidates must be students or postdoctoral fellows considered as trainees in ocular immunology working under the guidance of a mentor. Such trainees may have independent support for salaries, but cannot hold a personal grant to support the cost of their research. Excluded are individuals with permanent faculty appointments at universities or research institutes, and employees of companies. Applications must include the name of the mentor and the title of the presentation.
2. Candidates must be the first author of a 2008 ARVO Annual Meeting poster or paper presentation dealing with a subject in the field of ocular immunology. ■

### Application Form 2008 Cora Verhagen Prize

I would like to compete for the 2008 Cora Verhagen Prize to be awarded for the best ocular immunology presentation by a trainee.

Name: \_\_\_\_\_

Abstract Title: \_\_\_\_\_

Mentor Name: \_\_\_\_\_

Mentor Statement: \_\_\_\_\_

I hereby state that the above-named applicant fulfills the trainee criteria for the Cora Verhagen Prize.

Mentor Signature: \_\_\_\_\_

Deadline for applications is March 24, 2008. Do not send application forms to the ARVO office. Please send all application forms to:

Dr. Andrew Taylor  
Schepens Eye Research Institute  
20 Staniford Street  
Boston, MA 02114 USA  
Fax: +1.617.912.0137  
E-mail: [andrew.taylor@schepens.harvard.edu](mailto:andrew.taylor@schepens.harvard.edu)

## All the important vision-related events in one spot!

[www.arvo.org/calendar](http://www.arvo.org/calendar)

ARVO's new searchable calendar allows you to easily identify meetings that meet your needs, by location, organization, topic or CMEs!

You can post your own meeting announcements directly on the site. Just click "Add meeting" and provide all the details for your event. ■

## Now's the time to look for a job [jobs.arvo.org](http://jobs.arvo.org)

A new year, a new job ... Find your perfect career move on ARVOJobs. Create an anonymous profile so employers can contact you, and register your job criteria; when matching positions are posted, you will be automatically notified.

### Employer winter special!

Reach the best candidates: Post your position before February 15, and receive a 15% discount. Employers with active positions can review all registered candidates at no additional cost. We currently have 140 of the field's best candidates. ■

# '09

## ARVO Awards

### Call for Nominations

The ARVO awards honor individuals for their exceptional contributions to ophthalmology and visual science. There are no membership requirements or geographical restrictions for nominees or nominators.

#### Proctor Medal

Outstanding research in the basic or clinical sciences as applied to ophthalmology.



#### Cogan Award

Contributions to research in ophthalmology or visual science that are directly related to disorders of the human eye or visual system, by a promising individual 40 years of age or younger.

#### Friedenwald Award

Outstanding research in the basic or clinical sciences as applied to ophthalmology.

#### Kupfer Award

Distinguished public service on behalf of eye and vision research.

#### Mildred Weisenfeld Award for Excellence in Ophthalmology

Distinguished scholarly contributions to the clinical practice of ophthalmology.

#### Special Recognition Award

Outstanding service to ARVO or the vision research community.

#### Nomination Deadline: March 3, 2008

Nominations must be submitted online and must include one nomination letter, a CV and the names of three colleagues who support the proposed awardee.



Promoting sight-saving  
research globally

See [www.arvo.org/awards](http://www.arvo.org/awards)  
contact: Barbara Hollis  
[bhollis@arvo.org](mailto:bhollis@arvo.org)  
+1.240.221.2940

## Fight for Sight offers research opportunities



**F**ight for Sight awards \$500,000 each year to young researchers investigating eye disease and vision disorders.

- **Summer Student Fellowships**  
\$2,100 stipend to undergraduates and medical students interested in exploring eye research. Deadline is February 1.
- **Postdoctoral Fellowships**  
\$20,000 for basic science researchers who are within three years of their degree or ophthalmology clinical fellows who incorporate research into their training. Deadline is March 3.
- **Grants-In-Aid**  
Up to \$20,000 for junior faculty with no external support. Awards can be used for equipment, supplies and support staff. Deadline is March 3.

For guidelines and electronic application, visit [www.fightforsight.com](http://www.fightforsight.com) or contact Janice Benson, Asst. Director at +1.212.679.6060 or e-mail [janice@fightforsight.com](mailto:janice@fightforsight.com). ■

## Investigator Awards

**Deadline:**  
**March 1, 2008**



**T**he Prevent Blindness America Investigator Awards provide funding for clinically-based research investigating issues related to the burden of eye-related illness. All research grants must focus on preserving sight and preventing blindness.

Funding priority is given to projects for research relating to clinically important eye diseases. Basic laboratory science research will not be supported under this program. These awards provide assistance to defray costs of personnel, equipment and consumable supplies. Grants are for a one-year period, range from \$20,000 to \$50,000 and commence on July 1, 2008. Grant recipients will be required to submit quarterly progress reports.

ARVO will review grant applications.

Complete guidelines and applications are available at [www.preventblindness.org](http://www.preventblindness.org).

For more information, contact:

Andrea Hays, PBA Director of Public Health  
+1.312.363.6038  
[ahays@preventblindness.org](mailto:ahays@preventblindness.org)



European Association for Vision and Eye Research

## EVER 2008

October 1-4, 2008  
Portoroz, Slovenia

### JOIN EVER in Portoroz - Slovenia

- Largest annual eye research meeting in Europe
- Keynote lectures
- Special interest symposia
- Free papers, posters and courses
- New attractive location every three years

### BECOME an active member

Your benefits:

- Reduced fee for annual meeting
- Possibility of organizing Special Interest Symposia (SIS) during the annual meeting
- Voting rights for the election of the Board Members
- Free electronic subscription to the EVER journal Acta Ophthalmologica Scandinavica
- Travel grants for best paper in each section
- Quarterly E-Newsletter

### DATES to remember

June 1<sup>st</sup>, 2008: online abstract submission deadline  
July 15<sup>th</sup>, 2008: final programme online  
September 1<sup>st</sup>, 2008: early registration deadline



[www.ever.be](http://www.ever.be)

The EVER congresses are accredited  
by the European Accreditation Council for  
Continuing Medical Education (EACCME)

12-12-2007

## Defense funding available for vision research

**E**ye and vision research has been included as one of 21 fields for which Department of Defense (DOD) funding will be available as part of a defense appropriations legislation.

DOD's Congressionally Directed Medical Research Program/Peer Reviewed Medical Research Program is funded at \$50 million for FY2008.

In its first year of listing (FY2006), the vision research community submitted 52 of the 651 total grant requests, or 8 percent, and received five of the 48 awards, or 10%, representing \$4.8 million (all recipients are ARVO members).

The bill also contained the Wounded Warriors Act's \$70 million funding for a variety of research and rehabilitation programs, including research on visually-related neurological conditions associated with Traumatic Brain Injury (TBI).

NAEVR will track these funding streams; interested ARVO members can e-mail NAEVR's David Epstein at [depstein@eyeresearch.org](mailto:depstein@eyeresearch.org) for more information. ■

## Journal of Vision: A tale of two graphs



Andrew B. Watson  
Editor-in-Chief  
*Journal of Vision*

In the world of Internet publishing, there is a new buzz-phrase: “user-generated content.”

Many highly successful Web sites, such as TripAdvisor, Flickr, YouTube and Wikipedia, are based upon materials submitted by users.

But of course user-generated content is nothing new to scholarly journals; it is the

basis of their existence for over three centuries. Thus when we launched the *Journal of Vision* in January 2001, we knew that we would succeed or fail based on one statistic: submissions.

Remarkably, perhaps, authors did submit to our new journal, even though it was a new venue in a somewhat crowded field, and even though it was open-access and published only on the Internet. The success of the journal owes a special debt to these early adopters.

As shown in Figure 1, the rate of submission grew, through fits and starts, to a modest but sustainable level of about 0.4 papers/day. In June 2006, the *Journal of Vision* received its first impact factor (a measure of citation frequency) of 3.469, placing it at the forefront of specialty vision journals.



A year later, the impact factor rose to 3.753. Perhaps as a consequence, the submission rate has grown rapidly. As the figure shows, a year and a half later the rate continues to climb, and is now at a level about four times greater than in June 2006. Even if the rate climbs no further, we would project almost 600 submissions per year.

The second challenge for a new journal is to establish a review and production system that will rapidly process the flow of submitted articles. This challenge was especially daunting for an open-access, online journal, for which there were few tools, vendors or established models.

Figure 2 shows that we have been able to meet these challenges and have been able to deal with the rising number of submissions. The figure shows the rate of publication from launch to October 2007.

Our current figure of about 0.6 papers/day would allow us to publish about 220 papers per year. Because our review and production system is completely scalable, and because our procedures are becoming ever more efficient, we have every reason to expect this number to increase.

In summary, at the *Journal of Vision*, our two most critical statistics, rate of submission and rate of publication, are up and increasing. For this we thank our editors, reviewers, management, staff and of course, authors. ■

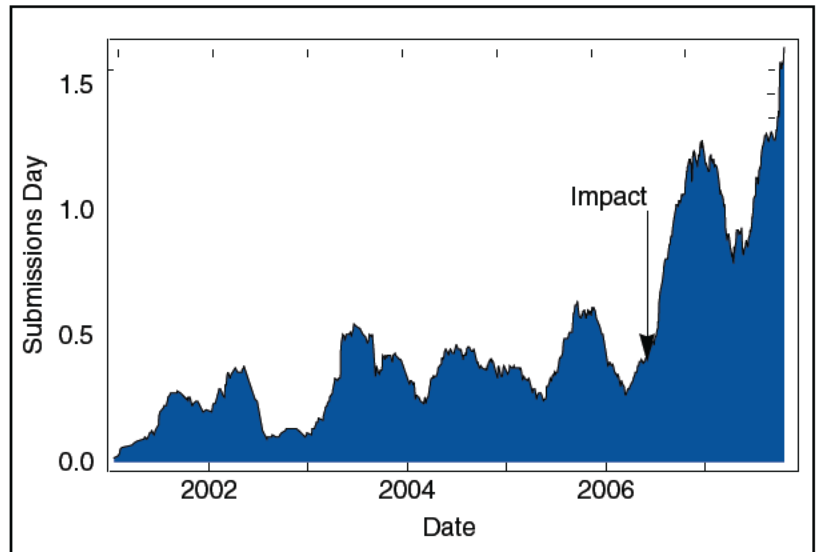


Figure 1. Rate of submission versus submission date for *Journal of Vision*. The data are averaged over an interval of 120 days. The red arrow shows the date of our first Impact Factor.

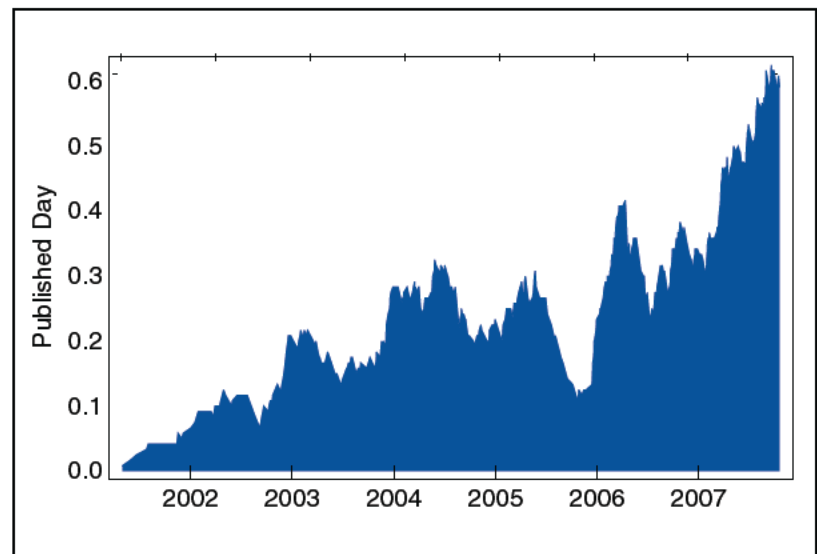



Figure 2. Rate of publication versus publication date for *Journal of Vision*. The data are averaged over an interval of 120 days.

## Taking it personally

Robert Frank, MD (Kresge Eye Institute, Wayne State University, Detroit, MI) feels personal involvement was the key to his five-year tenure as editor-in-chief of ARVO's Investigative Ophthalmology and Visual Science (IOVS). As he turns over the reins to Paul Kaufman, MD, he reflects on his time and approach at IOVS.



Robert Franks, MD, former editor-in-chief of IOVS

### Tell us about your background and areas of interest.

I'm Professor of Ophthalmology and of Anatomy and Cell Biology at Wayne State University. I am a clinical retina specialist, performing medical retina procedures but not operative surgery. During my years in the lab, I did a lot of work on retinal vascular disease, both basic science as well as clinical studies.

### What are your prevailing thoughts upon reaching the end of your tenure as editor-in-chief (EIC)?

Being EIC has been a wonderful experience. I've enjoyed it enormously, and I think I've done

something useful. It probably took around 30% of my time, maybe more.

I already miss the day-to-day work of it, seeing what submissions are coming in and how reviewers are evaluating our manuscripts. I admit I'm feeling a bit at a loss, suddenly to have this extra time and trying to rebuild my research activities, although unlike previous editors of IOVS, I've gone back to being a member of the IOVS editorial board.

### Why did you put in so much time?

I feel that that's what the job requires. Scientists work hard all the time. The manuscripts they send us have often taken months or years of work, and these are the *raison d'être* of their careers. They deserve rigorous and fair evaluations of their efforts. I've been impressed at how hardworking our contributors are, whether authors or reviewers.

It's not just that we would get reviews back from various time zones all over the world; even people within the US would send back reviews later at night and on weekends. I'd be working late, I'd dash off an e-mail and a response would come right back.

I was impressed by that. If they work that hard, I felt I should do no less.

### How would you describe your approach to this role?

This could be very much a mechanical process: you get the manuscripts, farm them out to the editorial board, which then farms them out to reviewers and so on — but I never felt that was the way to do the job. I feel very strongly that the best way to edit a journal is to be as personally involved as possible.

There's no way one person could read 1,600 manuscripts a year. Nevertheless, I did want to ensure that everybody who submitted got a detailed and fair judgment on their submissions, not an unreasonable or arbitrary one. If people had quibbles about our decision, we would take another look and give them an assessment as to why the manuscript wasn't acceptable, to help their future efforts. On some occasions, we reversed our initial decision and accepted a manuscript.

Having had my own work rejected from time to time, as we all have, I felt it was incumbent on me to be as thorough as possible. I couldn't make everybody happy, but I always tried to make sure that we answered in as much detail as we could.

### What was the most difficult situation you dealt with?

During my time as EIC, there were no cases of gross malfeasance such as plagiarism from the work of others, or falsification of results, but issues of "double publication," an ethical breach, would crop up now and then. With the Internet and online medical libraries, it's become easy to see, for example, what someone has published previously — in English or in other languages. If a reviewer would detect this, both I and at least one other editorial board member would check this out and, after we had discussed the matter thoroughly with ARVO officers and staff, notify the author.

### Did your editorship give you any special standing among members?

Well, if a reviewer was late returning a manuscript and the IOVS staff couldn't bring it back in with reminder phone calls or e-mails, they'd ask me to step in and write to the reviewer. This always got an instant response. I was rather impressed — I never realized the EIC had such awesome authority!

### How has the journal changed during the last five years?

One major innovation is that we started online-only submission at the beginning of my editorship. IOVS was the first ophthalmic journal to do so. This has made an enormous difference in terms of time of review; our initial review phase now averages less than one month.



Other changes included a new clinical trials section as well as summaries of specific vision-related conferences, usually ones with ARVO co-sponsorship such as the annual ARVO-Pfizer symposia, the India-U.S. collaborative vision research initiative, or the NEI-FDA Ophthalmic Clinical Trials and Design Endpoints symposium. Publication of these conference summaries has been something of a departure for *IOVS* — and a useful one.

## How has the nature of the research submitted changed during this time?

A major change has been the nature of genetic research. Many people try to submit what are basically genetic case reports. Ten years ago this was state-of-the-art research, nowadays it's old hat, and major international peer-reviewed journals no longer publish it. What we're interested in, for example, is the description of entirely new genes associated with disease, or the biochemical mechanisms by which genes cause disease, or population-based genetic studies.

## What other areas do you see evolving?

Genetics has certainly been a major development area, both technologically and theoretically. However, we need to learn more about environmental and other influences on ocular disease, and increasingly we'll learn more about genetic susceptibility to disease and multiple gene interactions, in addition to direct, one-to-one relationships between a particular gene and a disease.

Personally, I'm interested in mechanisms producing, and ameliorating, diabetic retinopathy. Although there's no doubt that chronic hyperglycemia is the major cause, there are also genetic influences here. What are they? I'm also greatly interested in AMD, its basic mechanisms, and genetic and environmental influences.

Another intriguing area is the role of inflammation as an accelerating factor, perhaps later on in the disease process. This isn't the old-fashioned concept of inflammation, "rubor, tumor, calor and dolor" — this involves more subtle biochemical and cell-mediated processes.

## What challenges do you think *IOVS* faces in the future?

A short time ago, we looked at the ISI's Citation Index. *IOVS* has enjoyed a high ranking for many years — but we are cited almost entirely by other ophthalmic research journals. We are not making an impact on the rest of the scientific world.

And I suspect that when people have major clinical findings they are publishing them in *Ophthalmology* or *Archives of Ophthalmology* because they are read by the larger community of clinical

ophthalmologists. I hope we can get some more clinically relevant papers in the future.

## What do you plan to do now that you have more free time?

I'll continue to be involved in my own clinical and basic laboratory research, although it may be hard to start up again given the current funding environment. Of course I'll continue to teach and I'll be serving on the *IOVS* editorial board.

Maybe I'll even consider taking it a little easy, although that's not been my tendency in the past!

## Any final thoughts?

*IOVS* has had very good editors, among them some of the most distinguished figures in vision research. They include Bernie Becker, Herb Kaufman, Alan Laties, Steve Podos, Terry Ernest, Harry Quigley and Jerry Chader. It has been a privilege to follow after them. The journal has grown and prospered, and I am proud to be a part of it. ■


**IOVS** Investigative Ophthalmology  
& Visual Science

## Earlier access to the latest research

Starting in January, *IOVS* is using Publish-Ahead-of-Print so that subscribers can read the latest research as soon as an article is accepted for publication. The journal will post peer-reviewed original research articles online upon acceptance. These articles will be in their original unedited manuscript format. Each article will be fully searchable in PubMed and fully citeable with its own Digital Object Identifier (DOI). ■



2008 Summer Eye  
Research Conference



Ocular  
Autoimmunity &  
Inflammation

July 31–August 2, 2008  
Portola Plaza Hotel  
Monterey, California



[www.arvo.org/serc](http://www.arvo.org/serc)

## Why I Give

By John E. Dowling, PhD

As a vision researcher for more than half a century, I have witnessed the extraordinary progress that we have made in our understanding of visual mechanisms and eye disease.

For the past six years, the ARVO Foundation for Eye Research has been essential in fostering research and supporting the recruitment and retention of the next generation of researchers. Our travel grant program has brought to the Annual Meeting students, residents and young scientists from all over the world, introducing them to the excitement of vision and ophthalmic research.

AFER programs promote the transition of scientific innovations from the laboratory to the clinic and introduce new breakthroughs to ARVO members from all areas of science. Each contribution to AFER makes a difference in the quality of education and information set before our fellow researchers and scientists. By making a donation, we are helping AFER make a real impact in our fight to eliminate eye disease and prevent blindness globally. I value the work of AFER and encourage you to show your appreciation by making a donation today! ■

## New AFER site to benefit researchers

AFER is redesigning our Web site in 2008 thanks to a generous grant from Sirion Therapeutics. The new site will feature up-to-date information for vision scientists and practitioners.

The new site will retain many familiar components, including donor lists, information about our workshops and events, award programs, and online giving.

The current AFER site, with details about the Foundation and our events, will stay online throughout the redesign phase.

The new Web site will debut later this spring. ■



The ARVO Foundation for Eye Research and  
Pfizer Ophthalmology  
salutes

**John E. Dowling, PhD**

at the

Friends of John Dowling Gala Dinner  
on Saturday, April 26, 2008

7:00pm

Lago Mar Resort and Club  
Fort Lauderdale, Florida

Please join us as for a special evening before the ARVO Annual Meeting begins as we recognize Dr. Dowling's tireless work and ongoing support of AFER, along with his many contributions to vision research.

Tickets and tables are available for purchase starting in January. A portion of the ticket proceeds will be donated to AFER, and all ticket holders will be honored as donors to the "Friends of John Dowling Campaign." Commemorate this event by becoming a part the distinguished John Dowling Society, with a gift to AFER of \$10,000 or more in Dr. Dowling's honor.

For more information and ticket sales,  
or to donate to the Foundation,

contact AFER at +1.240.221.2950 or [jmoore@Arvofoundation.org](mailto:jmoore@Arvofoundation.org)

[www.arvofoundation.org](http://www.arvofoundation.org)

## Thanking supporters personally

Paris L.A. Moore, AFER's Director of Development, and Joanne Angle, ARVO's Executive Director, met with individual and corporate supporters during the November 2007 American Academy of Ophthalmology meeting in New Orleans, LA. The pair thanked donors for their financial and programmatic support and discussed new initiatives. ■



AFER's Paris L.A. Moore acknowledges the support of Robert Besthof and Maureen Walters for the ARVO/Pfizer Ophthalmics Research Institute.



Joanne Angle, Executive Director of ARVO, met with Alice McPherson, PhD, who supports AFER travel grants.

To learn more about AFER, or to make a major gift or long-term pledge, please contact:

Paris L.A. Moore  
 Director of Development  
 +1.240.221.2950  
[pmoore@arvofoundation.org](mailto:pmoore@arvofoundation.org)  
[www.arvofoundation.org](http://www.arvofoundation.org)

## Pledge appeal

Last year was AFER's best ever in terms of donations and programs — but we would like to surpass ourselves in 2008. Your donation — of any size — will benefit the work of the Foundation in support of research, professional development and continuing education. Here is how AFER could put your generous gift to work:

- \$1,500 allows a new researcher to present at the ARVO Annual Meeting
- \$3,000 supports a visiting researcher from a developing country
- \$5,000 contributes to our professional development program
- \$7,500 funds a Research Collaboration Fellow
- \$10,000 assists in developing the next generation of ARVO leaders
- \$35,000 establishes an endowed travel grant
- \$50,000 or more can help guarantee that AFER's work can continue into the future

All donations contribute to the quality of AFER education and programming initiatives.

## Wanted: Hosts for international researchers at 2008 Annual Meeting

ARVO is looking for "hosts" to help several researchers from developing countries make the most of the 2008 Annual Meeting (April 27–May 1 in Fort Lauderdale, FL).

The researchers will be attending the meeting under the new AFER-ARVO Host-a-Researcher Award Program. They come from Croatia, Ghana, Lithuania, Russia, Saudi Arabia, Slovakia and South Africa.

The aim of the program is to help these researchers enrich the research enterprise in their home countries through the opportunity to see the latest developments in vision research at the Annual Meeting.

The role of hosts — particularly if they have experience in or are from the researchers' home countries — is to offer advice, introductions and support before and during the meeting.

Interested in acting as a host? Contact Rhonda Williams ([rwilliams@arvo.org](mailto:rwilliams@arvo.org) or +1.240.221.2908).

If you would like to learn more about the Host-a-Researcher Program or making a donation to assist awardees in 2009, visit the AFER Web site

([www.arvofoundation.org](http://www.arvofoundation.org)) or contact Paris Moore (+1.240.221.2950, [pmoore@arvofoundation.org](mailto:pmoore@arvofoundation.org)). ■

The 2008 Host-a-Researcher Award Program was made possible by contributions from

- Al Noor Foundation
- The Glaucoma Foundation
- Joyce Tombran-Tink, PhD
- The Kazickas Foundation
- Merck & Company, Inc.
- The Russian Nobility Association
- Tom Nugent

## The AFER donor list

January 1–December 21, 2007

AFER would like to recognize and thank the individuals, foundations and organizations that supported our work with gifts and pledges during 2007. The success of the Foundation's programs relies on the generosity of those who value and are a part of the vision sciences community.

|                                  |                                  |
|----------------------------------|----------------------------------|
| Ingrid A. Adamsons               | Shigeru Kinoshita                |
| Yoshihiko Akazawa                | Elliot M. Kirstein               |
| Alcon Laboratories, Inc.         | Shigehiko Kitano                 |
| Allergan Foundation              | Piyush C. Kothary                |
| Al Noor Foundation               | Kirsten J. Lampi                 |
| Joanne G. Angle                  | Ralph D. Levinson                |
| Sally S. Atherton                | Mikhail Yurievuch Lipin          |
| Robert B. Barlow                 | Mortimer Lorber                  |
| Thomas Barnes                    | Merck & Company, Inc.            |
| David Beebe                      | Hiroaki Miichi                   |
| Susanne Binder                   | John Cameron Millar              |
| Thomas M. Brunner                | John A. Mordi                    |
| Janice M. Burke                  | Mario J. Nobrega                 |
| Oscar A. Candia                  | Thomas W. Nugent                 |
| Trevor Carmichael                | Judith M. Ogilvie                |
| James E. Chodosh                 | Janice D. Oliva                  |
| Robert E. Cone                   | Daniel Organisciak               |
| Gislin Dagnelle                  | Jacob Pe'er                      |
| Felicio A. Da Silva              | J. Mark Petrash                  |
| Sandra Dacheux                   | Steven M. Podos                  |
| Ruth M. Darrow                   | Retina Research Foundation       |
| David Gary Dodwell               | Harris Ripps                     |
| Claes H. Dohlman                 | Robert Ritch                     |
| David L. Epstein                 | Charles E. Riva                  |
| Kazumi Fukagawa                  | The Russian Nobility Association |
| The Glaucoma Foundation          | Stephen J. Ryan                  |
| Israel A. Goldberg               | Ramin Sarrafzadeh                |
| Edwin A. Griff                   | Sirion Therapeutics              |
| Jeffrey Gross                    | Paul Sternberg                   |
| Robert M. Hall                   | Joyce Tombran-Tink               |
| James T. Handa                   | Ellen Townes-Anderson            |
| Alcides Hirai                    | Melvin D. Trousdale              |
| Donald C. Hood                   | Shigekazu Uga                    |
| Hidenao Ideta                    | Jose I. Velarde Rodriguez        |
| Bruce Ishimoto                   | Lillemor M.B. Wachtmeister       |
| Lee M. Jampol                    | Alfred Wegener                   |
| Paul Kaufman                     | Barry S. Winkler                 |
| Kazickas Family Foundation, Inc. | Lorenz E. Zimmerman              |
| Jae Chan Kim                     |                                  |

For a complete list of all AFER donors, visit [www.arvofoundation.org](http://www.arvofoundation.org)

## AFER plots future course



Gary Abrams,  
AFER Board  
of Governors  
Chairman

In March, the AFER Board of Governors and others interested in the success of AFER will meet in Dallas, TX, to begin planning future programs. The group will develop a strategic plan to guide programmatic and fundraising initiatives, which will align with ARVO's goals and new strategic plan. A facilitator will help guide the process to ensure that planning is effective and productive. ■

## Giving to AFER

Did you know there are now more ways than ever to make a donation to the ARVO Foundation for Eye Research?

**Monthly Deduction:** Donate using a credit card of your choice.

**Charitable bequest:** Reduce your estate tax with a specific bequest.

**Life insurance gifts:** AFER can be designated as a beneficiary.

**Real estate:** Deed land, residences, second homes or even vacation properties to receive tax shelters.

**Royalties:** Contributing royalties from patents and copyrights (all or in part) can provide donor tax incentives.

**Tributes and memorials:** Donations in the name of colleagues, friends or family pay lasting tribute.

Let your money work for you and vision research! Contact:

Paris L.A. Moore  
Director of Development  
+1. 240.221.2950

[pmoore@arvofoundation.org](mailto:pmoore@arvofoundation.org) ■