



(12) **United States Patent**
Ellinger et al.

(10) **Patent No.:** **US 9,627,646 B2**
(45) **Date of Patent:** **Apr. 18, 2017**

(54) **METHOD FOR ENCAPSULATING AN ELECTRONIC ARRANGEMENT**
(75) Inventors: **Jan Ellinger**, Hamburg (DE); **Thorsten Krawinkel**, Hamburg (DE); **Klaus Keite-Telgenbüscher**, Hamburg (DE); **Anja Staiger**, Hamburg (DE)
(73) Assignee: **tesa SE**, Norderstedt (DE)
(*) Notice: Subject to any disclaimer, the term of this patent is extended or adjusted under 35 U.S.C. 154(b) by 283 days.

4,051,195 A	9/1977	McWhorter
4,125,665 A	11/1978	Bemmel et al.
4,552,604 A	11/1985	Green
4,985,499 A	1/1991	Nishikawa et al.
5,104,938 A	4/1992	Toyama et al.
5,705,571 A *	1/1998	Tsiang et al. 525/338
6,294,270 B1 *	9/2001	Clough 428/620
7,645,507 B2	1/2010	Vermunicht et al.
2002/0188053 A1	12/2002	Zang et al.
2004/0225025 A1	11/2004	Sullivan et al.

(Continued)

(21) Appl. No.: **12/549,767**

CN	1715355A A	1/2006
CN	101133134 A	2/2008

(Continued)

(22) Filed: **Aug. 28, 2009**

(65) **Prior Publication Data**
US 2010/0068514 A1 Mar. 18, 2010

FOREIGN PATENT DOCUMENTS

(30) **Foreign Application Priority Data**
Sep. 18, 2008 (DE) 10 2008 047 964

OTHER PUBLICATIONS

M.E. Gross, et al., "Ultrabarrier Protective Coatings for Atmospherically Sensitive Thin-Film Electronic Devices", Society of Vacuum Coaters, pp. 89-92, 2003.
(Continued)

(51) **Int. Cl.**
B32B 37/12 (2006.01)
H01L 51/52 (2006.01)
C09J 153/02 (2006.01)
(52) **U.S. Cl.**
CPC **H01L 51/5246** (2013.01); **C09J 153/02** (2013.01); **C09J 153/025** (2013.01); **Y10T 428/2835** (2015.01)

Primary Examiner — Galen Hauth
(74) *Attorney, Agent, or Firm* — Norris McLaughlin & Marcus, P.A.

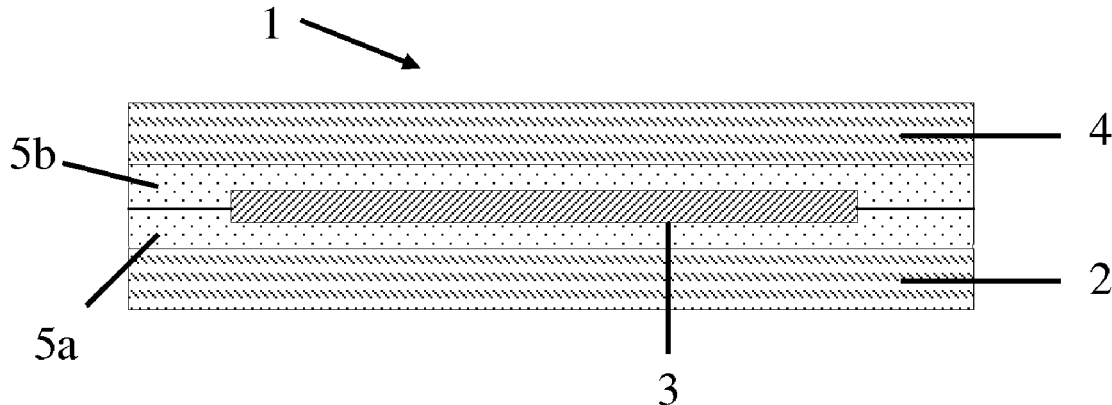
(58) **Field of Classification Search**
USPC 264/271.1, 272.11, 272.17
See application file for complete search history.

(57) **ABSTRACT**

The present invention relates to a method for encapsulating an electronic arrangement against permeants, in which a pressure-sensitive adhesive composition based on vinylaromatic block copolymers is provided, and in which the pressure-sensitive adhesive composition is applied onto and/or around the regions of the electronic arrangement which are to be encapsulated.

(56) **References Cited**
U.S. PATENT DOCUMENTS
3,676,202 A * 7/1972 Korpman 428/355 BL
4,010,140 A 3/1977 Bullard et al.
4,024,312 A * 5/1977 Korpman 428/343

22 Claims, 2 Drawing Sheets



(56)

References Cited

U.S. PATENT DOCUMENTS

2005/0182150	A1	8/2005	Bamborough et al.	
2005/0228096	A1	10/2005	Kirsten et al.	
2005/0287363	A1	12/2005	Ring et al.	
2005/0288436	A1	12/2005	Ring et al.	
2005/0288437	A1	12/2005	Ring et al.	
2006/0100299	A1*	5/2006	Malik et al.	522/31
2007/0092722	A1	4/2007	Vermunicht et al.	
2007/0135552	A1	6/2007	Wrosch et al.	
2007/0137775	A1	6/2007	Bargmann et al.	
2007/0270553	A1	11/2007	Bohm et al.	
2008/0139734	A1	6/2008	Nakashima et al.	
2008/0214717	A1	9/2008	Yao et al.	
2008/0249236	A1	10/2008	Nakashima et al.	
2008/0286571	A1	11/2008	Ichimura et al.	
2009/0026934	A1*	1/2009	Fujita et al.	313/504

FOREIGN PATENT DOCUMENTS

CN	101313044	A	11/2008
DE	102004031188	A1	1/2006
DE	102004031189	A1	1/2006
EP	1311559	B1	5/2003
EP	1 674 432	A1	6/2006
EP	1 743 928	A1	1/2007
EP	1857515	A2	11/2007
EP	1900771	A1	3/2008
EP	1975217	A2	10/2008
JP	2000080339	A	3/2000
JP	2000219860	A	8/2000
JP	2003209421	A	7/2003
JP	2004022277	A	1/2004
JP	2007503478	A	2/2007
JP	2007523979	A	8/2007

JP	2007297503	A	11/2007
JP	2008115383	A	5/2008
JP	2009520042	A	5/2009
JP	2009127031	A	6/2009
JP	2009149829	A	7/2009
TW	200404858	A	4/2004
WO	98/21287	A1	5/1998
WO	00/39189	A1	7/2000
WO	02/26908	A1	4/2002
WO	03/065470	A1	8/2003
WO	2006/095015	A1	9/2006
WO	2007/087281	A1	8/2007
WO	WO 2007087281	A1 *	8/2007

OTHER PUBLICATIONS

A.G. Erlat et al., "Ultra-high Barrier Coatings on Polymer Substances for Flexible Optoelectronics: Water Vapor Transport and Measurement Systems", 47th Annual Technical Conference Proceedings—Society of Vacuum Coaters, pp. 654-659, 2004.

P. Dufour, et al., Chemistry & Technology of UV & EB Formulation for Coatings, Inks & Paints, Markets and Curing Equipment, vol. 1, pp. 15-46, 1991.

English Translation of Taiwanese Office Action for related Taiwanese Patent Application No. 098131177 mailed Jan. 3, 2014.

English Translation of Taiwanese Office Action for related Taiwanese Patent Application No. 098131177 mailed Aug. 21, 2014.

English Translation of Japanese Office Action for related Japanese Patent Application No. 2009-215102 mailed Aug. 6, 2014.

English Translation of Japanese Office Action for related Japanese Patent Application No. 2009-215102 dated Dec. 18, 2014.

English Translation of Taiwanese Office Action for related Taiwanese Patent Application No. 098131177 mailed Jun. 15, 2015.

* cited by examiner

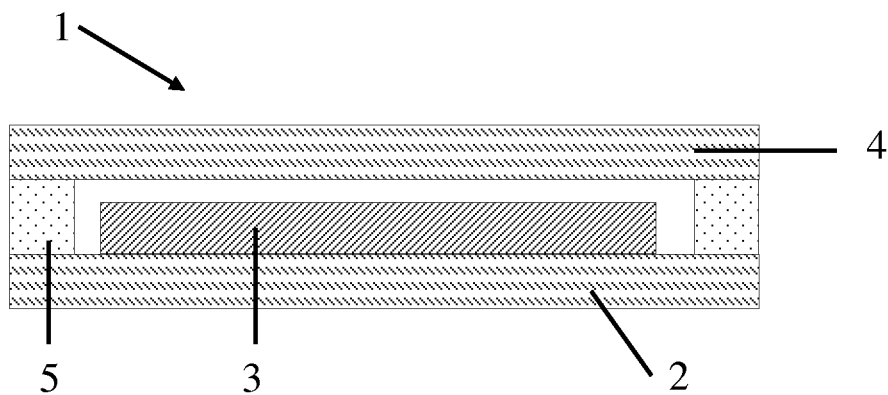


Fig. 1

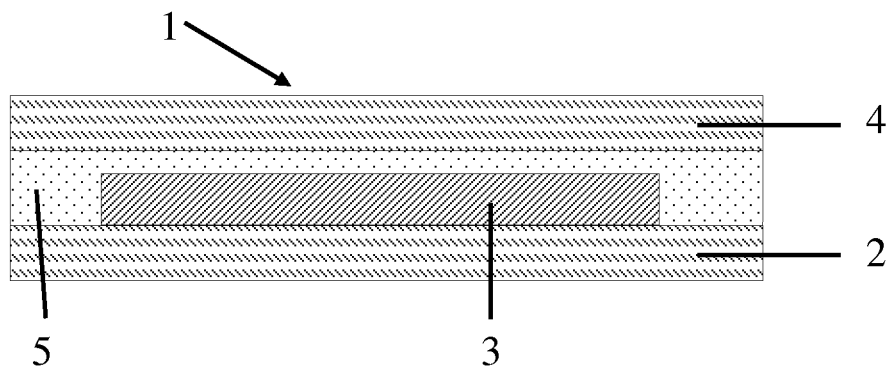


Fig. 2

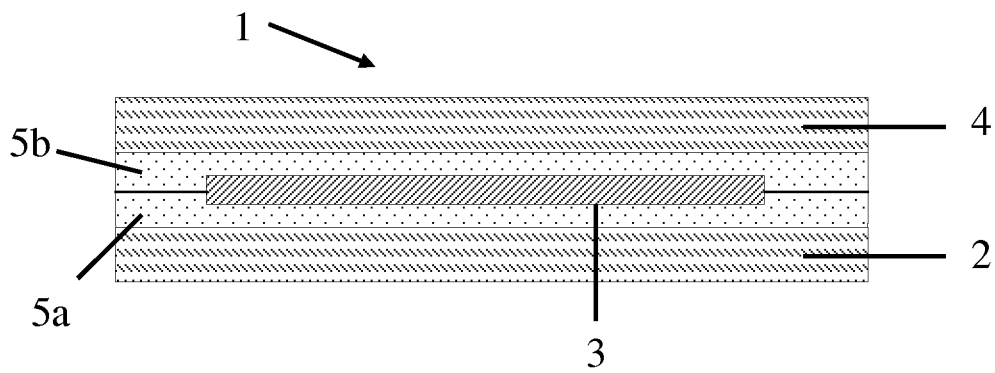


Fig. 3

METHOD FOR ENCAPSULATING AN ELECTRONIC ARRANGEMENT

The present invention relates to a method for encapsulating an electronic arrangement in accordance with the preamble of Claim 1 and to the use of a pressure-sensitive adhesive composition for encapsulating an electronic arrangement in accordance with the preamble of Claim 5.

(Opto)electronic arrangements are being used more and more often in commercial products or are about to be introduced to the market. Such arrangements comprise inorganic or organic electronic structures, for example organic, organometallic or polymeric semiconductors or else combinations thereof. Depending on the desired application, these arrangements and products are embodied in rigid or flexible fashion, where there is an increasing demand for flexible arrangements. Such arrangements are produced for example by printing methods such as relief printing, intaglio printing, screen printing, planographic printing or else so-called "non impact printing" such as, for instance, thermal transfer printing, inkjet printing or digital printing. In many cases, however, use is also made of vacuum methods, such as e.g. chemical vapour deposition (CVD), physical vapour deposition (PVD), plasma-enhanced chemical or physical deposition methods (PECVD), sputtering, (plasma) etching or vapour deposition, wherein the patterning is generally effected by means of masks.

Examples that may be mentioned here of (opto)electronic applications that are already commercial applications or are interesting in terms of their market potential include electrophoretic or electrochromic structures or displays, organic or polymeric light-emitting diodes (OLEDs or PLEDs) in indication and display devices or as lighting, electroluminescent lamps, organic solar cells, preferably dye or polymer solar cells, inorganic solar cells, preferably thin-film solar cells, in particular based on silicon, germanium, copper, indium and selenium, organic field effect transistors, organic switching elements, organic optical amplifiers, organic laser diodes, organic or inorganic sensors or else organically or inorganically based RFID transponders.

What can be regarded as a technical challenge for realizing sufficient lifetime and function of (opto)electronic arrangements in the field of inorganic and/or organic (opto)electronics, but especially in the field of organic (opto)electronics, is protecting the components contained therein against permeants. Permeants can be a multiplicity of low-molecular-weight organic or inorganic compounds, in particular water vapour and oxygen.

A large number of (opto)electronic arrangements in the field of inorganic and/or organic (opto)electronics, especially when using organic raw materials, are sensitive both to water vapour and to oxygen, where the penetration of water vapour is rated as a fairly major problem for many arrangements. Protection by means of an encapsulation is necessary during the lifetime of the electronic arrangement, therefore, since otherwise the performance deteriorates over the application period. Thus, for example as a result of an oxidation of the constituents for instance in the case of light-emitting arrangements such as electroluminescent lamps (EL lamps) or organic light-emitting diodes (OLED) the luminosity, in the case of electrophoretic displays (EP displays) the contrast or in the case of solar cells the efficiency can decrease drastically within a very short time.

In the case of inorganic and/or organic (opto)electronics, in particular in the case of organic (opto)electronics, there is

water vapour. In addition, there are a large number of further requirements for such (opto)electronic arrangements. The flexible adhesive solutions are therefore intended not only to achieve a good adhesion between two substrates, but additionally to fulfil properties such as high shear strength and peel strength, chemical resistance, ageing resistance, high transparency, simple processability and also high flexibility and pliability.

One approach that is common according to the prior art is therefore to place the electronic arrangement between two substrates that are impermeable to water vapour and oxygen. Afterwards, sealing is then effected at the edges. For inflexible structures, glass or metal substrates are used, which offer a high permeation barrier but are very susceptible to mechanical loading. Furthermore, these substrates cause the entire arrangement to have a relatively large thickness. In the case of metal substrates, moreover, there is no transparency. For flexible arrangements, by contrast, use is made of planar substrates, such as transparent or non-transparent films, which can be embodied in multilayer fashion. Combinations of different polymers as well as inorganic or organic layers can be used in this case. The use of such planar substrates enables a flexible, extremely thin construction. In this case, a wide variety of substrates such as e.g. films, woven fabrics, nonwovens and papers or combinations thereof are possible for the various applications.

In order to achieve a best possible sealing, special barrier adhesive compositions are used. A good adhesive composition for the sealing of (opto)electronic components has a low permeability to oxygen and in particular to water vapour, has a sufficient adhesion on the arrangement and can flow well on the latter. A low adhesion on the arrangement reduces the barrier effect at the interface, thereby enabling oxygen and water vapour to enter independently of the properties of the adhesive composition. It is only if the contact between composition and substrate is continuous that the properties of the composition are the determining factor for the barrier effect of the adhesive composition.

In order to characterize the barrier effect, the oxygen transmission rate OTR and the water vapour transmission rate WVTR are usually specified. In this case, the respective rate indicates the area- and time-related flow of oxygen and water vapour through a film under specific conditions of temperature and partial pressure and, if appropriate, further measurement conditions such as relative air humidity. The lower these values, the better the suitability of the respective material for encapsulation. In this case, the specification of the permeation is not only based on the values for WVTR or OTR but also always includes a specification with regard to the average path length of the permeation, such as e.g. the thickness of the material, or a normalization to a specific path length.

The permeability P is a measure of how permeable a body is to gases and/or liquids. A low P value denotes a good barrier effect. The permeability P is a specific value for a defined material and a defined permeant under steady-state conditions for a specific permeation path length, partial pressure and temperature. The permeability P is the product of diffusion term D and solubility term S :

$$P = D \cdot S$$

The solubility term S in the present case describes the affinity of the barrier adhesive composition for the permeant. In the case of water vapour, for example, a low value is achieved for S by hydrophobic materials. The diffusion term

Explore Litigation Insights

Docket Alarm provides insights to develop a more informed litigation strategy and the peace of mind of knowing you're on top of things.

Real-Time Litigation Alerts



Keep your litigation team up-to-date with **real-time alerts** and advanced team management tools built for the enterprise, all while greatly reducing PACER spend.

Our comprehensive service means we can handle Federal, State, and Administrative courts across the country.

Advanced Docket Research



With over 230 million records, Docket Alarm's cloud-native docket research platform finds what other services can't. Coverage includes Federal, State, plus PTAB, TTAB, ITC and NLRB decisions, all in one place.

Identify arguments that have been successful in the past with full text, pinpoint searching. Link to case law cited within any court document via Fastcase.

Analytics At Your Fingertips



Learn what happened the last time a particular judge, opposing counsel or company faced cases similar to yours.

Advanced out-of-the-box PTAB and TTAB analytics are always at your fingertips.

API

Docket Alarm offers a powerful API (application programming interface) to developers that want to integrate case filings into their apps.

LAW FIRMS

Build custom dashboards for your attorneys and clients with live data direct from the court.

Automate many repetitive legal tasks like conflict checks, document management, and marketing.

FINANCIAL INSTITUTIONS

Litigation and bankruptcy checks for companies and debtors.

E-DISCOVERY AND LEGAL VENDORS

Sync your system to PACER to automate legal marketing.