

Search worldwide, life-sciences literature

CITES:17960406_MED

 Search

Advanced Search

[Coronavirus articles and preprints](#) Search examples: ["breast cancer"](#) [Smith J](#)

Recent history




Saved searches

Fluorescence characteristics and pharmacokinetic properties of a novel self-adhesive 5-ALA patch for photodynamic therapy of actinic keratoses.

Fauteck JD¹, Ackermann G, Birkel M, Breuer M, Moor AC, Ebeling A, Ortland C

Author information ▶

Archives of Dermatological Research, 25 Oct 2007, 300(2) 53-60

DOI: [10.1007/s00403-007-0787-0](https://doi.org/10.1007/s00403-007-0787-0) PMID: 17960406Share this article    

Abstract

Actinic keratosis (AK) can be treated by photodynamic therapy (PDT), which is becoming a well-established tool in dermatology. Normally a precursor of the photosensitizer is applied topically and converted into protoporphyrin IX (PPIX) in the cells. By activating PPIX with light, the dysplastic cells will be destroyed. We report the results of two clinical studies investigating the properties of a novel self-adhesive 5-ALA-patch (PD P 506 A) intended for PDT of m to moderate AK on the face and head. The studies investigated the influence of patch application duration on PPIX-specific fluorescence and the pharmacokinetic properties of the 5-ALA patch. The PPIX fluorescence in AK lesions a normal skin after patch application (intraindividual comparison; application for 2, 3, 4, 5 h) was investigated in 13 patients using DYADERM Professional (Biocam). In the subsequent pharmacokinetic study 12 patients were treated with 8 patches each (4 h application). 5-ALA and PPIX were analysed in plasma (over 24 h) and urine (over 12 h). PPIX specific fluorescence measured immediately after patch removal increased with increasing application duration to maximum at 4-h application. The fluorescence in AK lesions was more intense than in normal skin. A small increase of 5-ALA plasma concentrations was observed in 10 of 12 patients after applying 8 patches for 4 h, which rapidly declined to normal values after patch removal. The maximum increase was 3.7-fold of the pre-dose 5-ALA plasma concentration. No PPIX-concentrations above the lower limit of quantification were observed. PPIX-specific fluorescence in AK lesions can be steered by application duration of this novel 5-ALA patch. Application is safe and well tolerable. The observed small rise in 5-ALA plasma concentrations is regarded clinically irrelevant. Clinical efficacy of the patch in PDT will be investigated in further clinical trials.

Full text links

References

Citations & impact

Impact metrics

This website requires cookies, and the limited processing of your personal data. See [Privacy Policy](#).

Biofrontera Exhibit 1034
Biofrontera Inc. et al. v. DUSA Pharmaceuticals, Inc.
IPR2022-00056

Search worldwide, life-sciences literature

CITES:17960406_MED




 Search[Advanced Search](#)[Coronavirus articles and preprints](#) Search examples: ["breast cancer"](#) [Smith J](#)[Recent history](#)[Saved searches](#)

Fluorescence characteristics and pharmacokinetic properties of a novel self-adhesive 5-ALA patch for photodynamic therapy of actinic keratoses.

Fauteck JD¹, Ackermann G, Birkel M, Breuer M, Moor AC, Ebeling A, Ortland C

[Author information](#) ▶

Archives of Dermatological Research, 25 Oct 2007, 300(2) 53-60

DOI: [10.1007/s00403-007-0787-0](https://doi.org/10.1007/s00403-007-0787-0) PMID: 17960406Share this article    

Abstract

Actinic keratosis (AK) can be treated by photodynamic therapy (PDT), which is becoming a well-established tool in dermatology. Normally a precursor of the photosensitizer is applied topically and converted into protoporphyrin IX (PPIX) in the cells. By activating PPIX with light, the dysplastic cells will be destroyed. We report the results of two clinical studies investigating the properties of a novel self-adhesive 5-ALA-patch (PD P 506 A) intended for PDT of m to moderate AK on the face and head. The studies investigated the influence of patch application duration on PPIX-specific fluorescence and the pharmacokinetic properties of the 5-ALA patch. The PPIX fluorescence in AK lesions a normal skin after patch application (intraindividual comparison; application for 2, 3, 4, 5 h) was investigated in 13 patients using DYADERM Professional (Biocam). In the subsequent pharmacokinetic study 12 patients were treated with 8 patches each (4 h application). 5-ALA and PPIX were analysed in plasma (over 24 h) and urine (over 12 h). PPIX specific fluorescence measured immediately after patch removal increased with increasing application duration to maximum at 4-h application. The fluorescence in AK lesions was more intense than in normal skin. A small increase of 5-ALA plasma concentrations was observed in 10 of 12 patients after applying 8 patches for 4 h, which rapidly declined to normal values after patch removal. The maximum increase was 3.7-fold of the pre-dose 5-ALA plasma concentration. No PPIX-concentrations above the lower limit of quantification were observed. PPIX-specific fluorescence in AK lesions can be steered by application duration of this novel 5-ALA patch. Application is safe and well tolerable. The observed small rise in 5-ALA plasma concentrations is regarded clinically irrelevant. Clinical efficacy of the patch in PDT will be investigated in further clinical trials.

Full text links

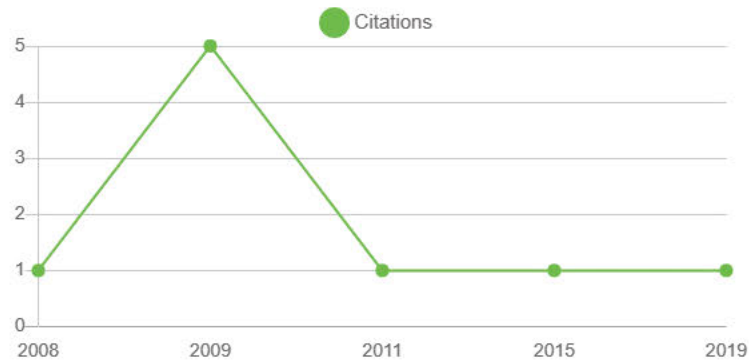
References

Citations & impact

Impact metrics

This website requires cookies, and the limited processing of your personal data in order to function.

Citations of article over time



Smart citations by scite.ai

Explore citation contexts and check if this article has been supported or disputed.

<https://scite.ai/reports/10.1007/s00403-007-0787-0>

- Supporting 1
- Mentioning 27
- Contrasting 0

Article citations

Smartphone fluorescence imager for quantitative dosimetry of protoporphyrin-IX-based photodynamic therapy in skin.

Ruiz AJ, LaRoche EPM, Gunn JR, Hull SM, Hasan T, Chapman MS, Pogue BW
J Biomed Opt, 25(6):1-13, 01 Dec 2019
Cited by: 1 article | PMID: 31820594 | PMCID: PMC6901011

Free to read & use

Photodynamic therapy simplified: nonprepared, moderate-grade actinic keratosis lesions respond equally well to 5-aminolaevulinic acid patch photodynamic therapy as do mild lesions.

Szeimies RM, Hauschild A, Ortland C, Moor AC, Stocker M, Surber C
Br J Dermatol, 173(5):1277-1279, 26 Aug 2015
Cited by: 3 articles | PMID: 25940103

PpIX fluorescence combined with auto-fluorescence is more accurate than PpIX fluorescence alone in fluorescence detection of non melanoma skin cancer an intra patient direct comparison study

van der Beek N, de Leeuw J, Demmendaal C, Bjerring P, Neumann HA
Lasers Surg Med, 44(4):271-276, 13 Dec 2011
Cited by: 6 articles | PMID: 22170313

New aspects in photodynamic therapy of actinic keratoses.

Smits T, Moor AC
J Photochem Photobiol B, 96(3):159-169, 13 Jun 2009
Cited by: 5 articles | PMID: 19592269

Review

An overview of topical photodynamic therapy in dermatology.

Ibbotson SH
Photodiagnosis Photodyn Ther, 7(1):16-23, 29 Dec 2009
Cited by: 17 articles | PMID: 20230989

Abstract

Full text

References

Citations & impact

Similar Articles

Similar Articles

About

About Europe PMC
Funders
Joining Europe PMC
Governance
Roadmap
Outreach

Tools

Tools overview
ORCID article claiming
Journal list
Grant finder
External links service
RSS feeds
Annotations
Annotations submission service

Developers

Developer resources
Articles RESTful API
Grants RESTful API
API case studies
SOAP web service
Annotations API
OAI service
Bulk downloads
Developers Forum

Help

Help using Europe PMC
Search syntax reference
Contact us

Let us know how we are doing



Europe PMC is part of the ELIXIR infrastructure

Europe PMC is an ELIXIR Core Data Resource [Learn more >](#)

Europe PMC is a service of the [Europe PMC Funders' Group](#), in partnership with the [European Bioinformatics Institute](#); and in cooperation with the [National Center for Biotechnology Information](#) and [PubMed](#). It includes content provided to the PMC International archive by participating publishers.



[Contact us](#) | [Privacy](#) | [Terms of use](#) | [Copyright](#) | [Accessibility](#)

This website requires cookies, and the limited processing of your personal data in order to function.

Search worldwide, life-sciences literature

CITES:17960406_MED

Search

Advanced Search

Coronavirus articles and preprints Search examples: "breast cancer" Smith J

Recent history

Saved searches

1-9 of 9 results

Sort by: Date received

Search only

Type

- Research articles (7)
- Reviews (2)
- Preprints (0)

Free full text

- Free to read (1)
- Free to read & use (1)

Date

- 2019 (1)
- 2015 (1)
- 2011 (1)

Custom date range

Smartphone fluorescence imager for quantitative dosimetry of protoporphyrin-IX-based photodynamic therapy in skin.

Ruiz AJ, LaRochelle EPM, Gunn JR, Hull SM, Hasan T, Chapman MS, Pogue BW

J Biomed Opt, 25(6):1-13, 01 Dec 2019

Cited by: 1 article | PMID: 31820594 | PMCID: PMC6901011

+ Add to export list

Free to read &

Photodynamic therapy simplified: nonprepared, moderate-grade actinic keratosis lesions respond equally to 5-aminolaevulinic acid patch photodynamic therapy as do mild lesions.

Szeimies RM, Hauschild A, Ortland C, Moor AC, Stocker M, Surber C

Br J Dermatol, 173(5):1277-1279, 26 Aug 2015

Cited by: 3 articles | PMID: 25940103

+ Add to export list

PpIX fluorescence combined with auto-fluorescence is more accurate than PpIX fluorescence alone in fluorescence detection of non-melanoma skin cancer: an intra-patient direct comparison study.

van der Beek N, de Leeuw J, Demmendal C, Bjerring P, Neumann HA

Lasers Surg Med, 44(4):271-276, 13 Dec 2011

Cited by: 6 articles | PMID: 22170313

+ Add to export list

An overview of topical photodynamic therapy in dermatology.

Ibbotson SH

Photodiagnosis Photodyn Ther, 7(1):16-23, 29 Dec 2009

Cited by: 17 articles | PMID: 20230989

+ Add to export list

Rev

Long-term follow-up of photodynamic therapy with a self-adhesive 5-aminolaevulinic acid patch: 12 month data.

Szeimies RM, Stockfleth E, Popp G, Borrosch F, Brüning H, Dominicus R, Mensing H, Reinhold U, Reich K, Moor AC, Stocker M, Ortland C, Brunnert M, Hauschild A

Br J Dermatol, 162(2):410-414, 30 Jun 2009

Cited by: 26 articles | PMID: 19804593

+ Add to export list

New aspects in photodynamic therapy of actinic keratoses.

Smits T, Moor AC

J Photochem Photobiol B, 96(3):159-169, 13 Jun 2009

Cited by: 5 articles | PMID: 19592269

+ Add to export list

Rev

This website requires cookies, and the limited processing of your personal data in order to function.

Explore Litigation Insights

Docket Alarm provides insights to develop a more informed litigation strategy and the peace of mind of knowing you're on top of things.

Real-Time Litigation Alerts



Keep your litigation team up-to-date with **real-time alerts** and advanced team management tools built for the enterprise, all while greatly reducing PACER spend.

Our comprehensive service means we can handle Federal, State, and Administrative courts across the country.

Advanced Docket Research



With over 230 million records, Docket Alarm's cloud-native docket research platform finds what other services can't. Coverage includes Federal, State, plus PTAB, TTAB, ITC and NLRB decisions, all in one place.

Identify arguments that have been successful in the past with full text, pinpoint searching. Link to case law cited within any court document via Fastcase.

Analytics At Your Fingertips



Learn what happened the last time a particular judge, opposing counsel or company faced cases similar to yours.

Advanced out-of-the-box PTAB and TTAB analytics are always at your fingertips.

API

Docket Alarm offers a powerful API (application programming interface) to developers that want to integrate case filings into their apps.

LAW FIRMS

Build custom dashboards for your attorneys and clients with live data direct from the court.

Automate many repetitive legal tasks like conflict checks, document management, and marketing.

FINANCIAL INSTITUTIONS

Litigation and bankruptcy checks for companies and debtors.

E-DISCOVERY AND LEGAL VENDORS

Sync your system to PACER to automate legal marketing.