

**PATENT**

**IN THE UNITED STATES PATENT AND TRADEMARK OFFICE**

Application No. : Unassigned  
Applicant : MemoryWeb, LLC  
Filed : December 12, 2016  
Title : METHOD AND APPARATUS FOR MANAGING DIGITAL  
FILES  
TC/A.U. : Not Yet Assigned  
Examiner : Not Yet Assigned  
Docket No. : 069366-000002USC1  
Customer No. : 70001

**FIRST PRELIMINARY AMENDMENT**

Commissioner for Patents – via EFS  
P.O. Box 1450  
Alexandria, Virginia 22313

Dear Commissioner:

The Applicant respectfully requests that prior to the examination of the above-captioned patent application that this First Preliminary Amendment be entered.

The Applicant's **Amendments to the Specification** begin on Page 2 of this paper.

The Applicant's **Listing of the Claims** begins on Page 3 of this paper.

The Applicant's **Remarks** begin on Page 4 of this paper.

**AMENDMENTS TO THE SPECIFICATION:**

*Please replace the Cross Reference To Related Applications Section on page 2, after the Title, and before the Field of the Invention with the following marked-up Section.*

**--CROSS-REFERENCE TO RELATED APPLICATIONS**

[0001] This application is a continuation of U.S. Patent Application No. 14/193,426, filed February 28, 2014, now allowed, which is a continuation-in-part of and claims priority to ~~pending~~ U.S. Patent Application No. 13/157,214, filed June 9, 2011, now U.S. Patent No. 9,098,531, each of which is hereby incorporated by reference herein in its entirety.--

**LISTING OF THE CLAIMS**

This listing of claims will replace all prior versions, and listings, of claims in the application:

**Listing of Claims:**

1. (Original) A computer-implemented method of associating digital tags with digital files, comprising:
  - storing, on one or more non-transitory computer-readable storage media, a plurality of digital files, each of the digital files having embedded therein content data and metadata including tags;
  - receiving, via a user interface device of a client device, a first tag label containing alphanumeric text created and inputted by a user of the client device;
  - modifying, using a controller device, a selected first one of the tags of the metadata in a first of the digital files to include the first tag label;
  - receiving, via the user interface device or another user interface device, an instruction to search for all of the digital files having at least the first tag label;
  - responsive to receiving the instruction, automatically searching for all of the digital files having at least the first tag label; and
  - displaying, on a video display device associated with the client device, a first indication of the first tag label.

2-29. (Canceled)

**REMARKS**

Claims 1-29 are pending. Claims 2-29 are canceled. No new claims are added. No claims are amended. No new matter is added. After entering this preliminary amendment, claim 1 will remain pending.

The specification has been amended to indicate the benefit of priority.

**CONCLUSION**

The Applicant submits that the claim is in a condition for allowance and action toward that end is earnestly solicited. Applicant is concurrently submitting filing fees of \$730.00. It is believed that no additional fees are due at this time; however, should any additional fees be required (except for payment of the issue fee), the Director is authorized to deduct the additional fees (except for the issue fee) from Nixon Peabody Deposit Account No. 50-4181, Order No. 069366-000002USC1.

Respectfully submitted,

December 12, 2016  
Date

/Bradley M. Taub, Reg. No. 67,300/  
Bradley M. Taub  
Registration No. 67,300  
NIXON PEABODY LLP  
70 West Madison, Suite 3500  
Chicago, Illinois 60602  
(312) 425-8563 – Direct Telephone  
(312) 425-3909 – Facsimile

ATTORNEYS FOR APPLICANT

## POWER OF ATTORNEY BY APPLICANT

I hereby revoke all previous powers of attorney given in the application identified in either the attached transmittal letter or the boxes below.

Application Number	Filing Date

(Note: The boxes above may be left blank if information is provided on form PTO/AIA/82A.)

- I hereby appoint the Patent Practitioner(s) associated with the following Customer Number as my/our attorney(s) or agent(s), and to transact all business in the United States Patent and Trademark Office connected therewith for the application referenced in the attached transmittal letter (form PTO/AIA/82A) or identified above: 70001
- OR
- I hereby appoint Practitioner(s) named in the attached list (form PTO/AIA/82C) as my/our attorney(s) or agent(s), and to transact all business in the United States Patent and Trademark Office connected therewith for the patent application referenced in the attached transmittal letter (form PTO/AIA/82A) or identified above. (Note: Complete form PTO/AIA/82C.)

Please recognize or change the correspondence address for the application identified in the attached transmittal letter to:

- The address associated with the above-mentioned Customer Number
- OR
- The address associated with Customer Number:
- OR


Firm or Individual Name			
Address			
City	State	Zip	
Country			
Telephone	Email		

I am the Applicant (if the Applicant is a juristic entity, list the Applicant name in the box):

- Inventor or Joint Inventor (title not required below)
- Legal Representative of a Deceased or Legally Incapacitated Inventor (title not required below)
- Assignee or Person to Whom the Inventor is Under an Obligation to Assign (provide signer's title if applicant is a juristic entity)
- Person Who Otherwise Shows Sufficient Proprietary Interest (e.g., a petition under 37 CFR 1.46(b)(2) was granted in the application or is concurrently being filed with this document) (provide signer's title if applicant is a juristic entity)

**SIGNATURE of Applicant for Patent**

The undersigned (whose title is supplied below) is authorized to act on behalf of the applicant (e.g., where the applicant is a juristic entity).

Signature	Date (Optional)
	Feb 25, 2014
Name	Christopher Desmond
Title	Manager, MemoryWeb, LLC

**NOTE:** Signature - This form must be signed by the applicant in accordance with 37 CFR 1.33. See 37 CFR 1.4 for signature requirements and certifications. If more than one applicant, use multiple forms.

Total of \_\_\_\_\_ forms are submitted.

This collection of information is required by 37 CFR 1.121, 1.32, and 1.33. The information is required to obtain or retain a benefit by the public which is in file (and by the USPTO in process) an application. Confidentiality is governed by 35 U.S.C. 122 and 37 CFR 1.11 and 1.14. This collection is estimated to take 3 minutes to complete, including gathering, preparing, and submitting the completed application form to the USPTO. Time will vary depending upon the individual case. Any comments on the amount of time you require to complete this form and/or suggestions for reducing this burden, should be sent to the Chief Information Officer, U.S. Patent and Trademark Office, U.S. Department of Commerce, P.O. Box 1450, Alexandria, VA 22313-1450. DO NOT SEND FEES OR COMPLETED FORMS TO THIS ADDRESS. SEND TO: Commissioner for Patents, P.O. Box 1450, Alexandria, VA 22313-1450.

*If you need assistance in completing the form, call 1-800-PTO-9199 and select option 2.*

## TRANSMITTAL FOR POWER OF ATTORNEY TO ONE OR MORE REGISTERED PRACTITIONERS

NOTE: This form is to be submitted with the Power of Attorney by Applicant form (PTO/AIA/82B) to identify the application to which the Power of Attorney is directed, in accordance with 37 CFR 1.5, unless the application number and filing date are identified in the Power of Attorney by Applicant form. If neither form PTO/AIA/82A nor form PTO/AIA82B identifies the application to which the Power of Attorney is directed, the Power of Attorney will not be recognized in the application.

Application Number	Not Assigned
Filing Date	December 12, 2016
First Named Inventor	Christopher J. Desmond
Title	METHOD AND APPARATUS FOR MANAGING DIGITAL FILES
Art Unit	Not Assigned
Examiner Name	Not Assigned
Attorney Docket Number	069366-000002USC1

<b>SIGNATURE of Applicant or Patent Practitioner</b>			
Signature	/Bradley M. Taub, Reg. No. 68.300/	Date (Optional)	December 12, 2016
Name	Bradley M. Taub	Registration Number	67300
Title (if Applicant is a juristic entity)			
Applicant Name (if Applicant is a juristic entity)			
<p><b>NOTE:</b> This form must be signed in accordance with 37 CFR 1.33. See 37 CFR 1.4(d) for signature requirements and certifications. If more than one applicant, use multiple forms.</p>			
<input type="checkbox"/> *Total of _____ forms are submitted.			

This collection of information is required by 37 CFR 1.131, 1.32, and 1.33. The information is required to obtain or retain a benefit by the public which is to file (and by the USPTO to process) an application. Confidentiality is governed by 35 U.S.C. 122 and 37 CFR 1.11 and 1.14. This collection is estimated to take 3 minutes to complete, including gathering, preparing, and submitting the completed application form to the USPTO. Time will vary depending upon the individual case. Any comments on the amount of time you require to complete this form and/or suggestions for reducing this burden, should be sent to the Chief Information Officer, U.S. Patent and Trademark Office, U.S. Department of Commerce, P.O. Box 1450, Alexandria, VA 22313-1450. DO NOT SEND FEES OR COMPLETED FORMS TO THIS ADDRESS. **SEND TO: Commissioner for Patents, P.O. Box 1450, Alexandria, VA 22313-1450.**

*If you need assistance in completing the form, call 1-800-PTO-9199 and select option 2.*

Electronic Patent Application Fee Transmittal				
<b>Application Number:</b>				
<b>Filing Date:</b>				
<b>Title of Invention:</b>		METHOD AND APPARATUS FOR MANAGING DIGITAL FILES		
<b>First Named Inventor/Applicant Name:</b>		Christopher J. Desmond		
<b>Filer:</b>		Bradley Michael Taub		
<b>Attorney Docket Number:</b>		069366-000002USC1		
Filed as Small Entity				
<b>Filing Fees for Utility under 35 USC 111(a)</b>				
Description	Fee Code	Quantity	Amount	Sub-Total in USD(\$)
<b>Basic Filing:</b>				
UTILITY FILING FEE (ELECTRONIC FILING)	4011	1	70	70
UTILITY SEARCH FEE	2111	1	300	300
UTILITY EXAMINATION FEE	2311	1	360	360
<b>Pages:</b>				
<b>Claims:</b>				
<b>Miscellaneous-Filing:</b>				
<b>Petition:</b>				
<b>Patent-Appeals-and-Interference:</b>				

Description	Fee Code	Quantity	Amount	Sub-Total in USD(\$)
<b>Post-Allowance-and-Post-Issuance:</b>				
<b>Extension-of-Time:</b>				
<b>Miscellaneous:</b>				
<b>Total in USD (\$)</b>				<b>730</b>



## Electronic Acknowledgement Receipt

<b>EFS ID:</b>	27762902
<b>Application Number:</b>	15375927
<b>International Application Number:</b>	
<b>Confirmation Number:</b>	5543
<b>Title of Invention:</b>	METHOD AND APPARATUS FOR MANAGING DIGITAL FILES
<b>First Named Inventor/Applicant Name:</b>	Christopher J. Desmond
<b>Customer Number:</b>	70001
<b>Filer:</b>	Bradley Michael Taub
<b>Filer Authorized By:</b>	
<b>Attorney Docket Number:</b>	069366-000002USC1
<b>Receipt Date:</b>	12-DEC-2016
<b>Filing Date:</b>	
<b>Time Stamp:</b>	16:12:32
<b>Application Type:</b>	Utility under 35 USC 111(a)

### Payment information:

Submitted with Payment	yes
Payment Type	DA
Payment was successfully received in RAM	\$730
RAM confirmation Number	121316INTEFSW00003321504181
Deposit Account	504181
Authorized User	Bradley Taub

The Director of the USPTO is hereby authorized to charge indicated fees and credit any overpayment as follows:

37 CFR 1.16 (National application filing, search, and examination fees)

37 CFR 1.17 (Patent application and reexamination processing fees)

37 CFR 1.21 (Miscellaneous fees and charges)

**File Listing:**

Document Number	Document Description	File Name	File Size(Bytes)/ Message Digest	Multi Part /.zip	Pages (if appl.)
1	Application Data Sheet	WebADS.pdf	140602	no	8
			51787f9ae6d9e176e25977b7854c8010ec89b25c		
<b>Warnings:</b>					
<b>Information:</b>					
2	Specification	069366-2USC1_Application.pdf	3221497	no	58
			9035a034f98dc4603ba3256f3106def0024f710d		
<b>Warnings:</b>					
<b>Information:</b>					
3	Oath or Declaration filed	069366-2USC1_Declaration.pdf	177140	no	3
			925d335ea4797e4c8d591f8e0ae1ae58a86af92c		
<b>Warnings:</b>					
<b>Information:</b>					
4	Drawings-only black and white line drawings	069366-2USC1_Drawings.pdf	1314858	no	50
			b7ab10ba3685bfc4670c718a83f1d6b77e2be26c		
<b>Warnings:</b>					
<b>Information:</b>					
5	Preliminary Amendment	069366-2USC1_First_Preliminary_Amendment.pdf	101793	no	4
			5bc8285fdb12ede0892a26abfb394d3c8574a66c		
<b>Warnings:</b>					
<b>Information:</b>					
6	Power of Attorney	069366-2USC1_POA.pdf	143617	no	1
			4426c43bdc29eebfbc332e97f1fa70ca6873e50		
<b>Warnings:</b>					
<b>Information:</b>					

7	Power of Attorney	069366-2USC1_POA_transmittal.pdf	126602 88e2ab63be883c7973352383adde68e9548c4ac1	no	1
<b>Warnings:</b>					
<b>Information:</b>					
8	Fee Worksheet (SB06)	fee-info.pdf	35049 39080b74b492043a1ecd62713940c4232b95ee52	no	2
<b>Warnings:</b>					
<b>Information:</b>					
<b>Total Files Size (in bytes):</b>				5261158	
<p><b>This Acknowledgement Receipt evidences receipt on the noted date by the USPTO of the indicated documents, characterized by the applicant, and including page counts, where applicable. It serves as evidence of receipt similar to a Post Card, as described in MPEP 503.</b></p> <p><b><u>New Applications Under 35 U.S.C. 111</u></b>  <b>If a new application is being filed and the application includes the necessary components for a filing date (see 37 CFR 1.53(b)-(d) and MPEP 506), a Filing Receipt (37 CFR 1.54) will be issued in due course and the date shown on this Acknowledgement Receipt will establish the filing date of the application.</b></p> <p><b><u>National Stage of an International Application under 35 U.S.C. 371</u></b>  <b>If a timely submission to enter the national stage of an international application is compliant with the conditions of 35 U.S.C. 371 and other applicable requirements a Form PCT/DO/EO/903 indicating acceptance of the application as a national stage submission under 35 U.S.C. 371 will be issued in addition to the Filing Receipt, in due course.</b></p> <p><b><u>New International Application Filed with the USPTO as a Receiving Office</u></b>  <b>If a new international application is being filed and the international application includes the necessary components for an international filing date (see PCT Article 11 and MPEP 1810), a Notification of the International Application Number and of the International Filing Date (Form PCT/RO/105) will be issued in due course, subject to prescriptions concerning national security, and the date shown on this Acknowledgement Receipt will establish the international filing date of the application.</b></p>					

<b>Application Data Sheet 37 CFR 1.76</b>		Attorney Docket Number	069366-000002USC1
		Application Number	
Title of Invention	METHOD AND APPARATUS FOR MANAGING DIGITAL FILES		
<p>The application data sheet is part of the provisional or nonprovisional application for which it is being submitted. The following form contains the bibliographic data arranged in a format specified by the United States Patent and Trademark Office as outlined in 37 CFR 1.76.</p> <p>This document may be completed electronically and submitted to the Office in electronic format using the Electronic Filing System (EFS) or the document may be printed and included in a paper filed application.</p>			

**Secrecy Order 37 CFR 5.2:**

<input type="checkbox"/>	Portions or all of the application associated with this Application Data Sheet may fall under a Secrecy Order pursuant to 37 CFR 5.2 (Paper filers only. Applications that fall under Secrecy Order may not be filed electronically.)
--------------------------	---

**Inventor Information:**

<b>Inventor 1</b>				
<b>Legal Name</b>				
<b>Prefix</b>	<b>Given Name</b>	<b>Middle Name</b>	<b>Family Name</b>	<b>Suffix</b>
	Christopher	J.	Desmond	
<b>Residence Information (Select One)</b> <input checked="" type="radio"/> US Residency <input type="radio"/> Non US Residency <input type="radio"/> Active US Military Service				
<b>City</b>	Glen Ellyn	<b>State/Province</b>	IL	<b>Country of Residence</b> <sup>i</sup> US
<b>Mailing Address of Inventor:</b>				
<b>Address 1</b>	980 Oxford Rd.			
<b>Address 2</b>				
<b>City</b>	Glen Ellyn	<b>State/Province</b>	IL	
<b>Postal Code</b>	60137	<b>Country</b> <sup>i</sup>	US	
<b>Inventor 2</b>				
<b>Legal Name</b>				
<b>Prefix</b>	<b>Given Name</b>	<b>Middle Name</b>	<b>Family Name</b>	<b>Suffix</b>
	Nancy	L.	Desmond	
<b>Residence Information (Select One)</b> <input checked="" type="radio"/> US Residency <input type="radio"/> Non US Residency <input type="radio"/> Active US Military Service				
<b>City</b>	Glen Ellyn	<b>State/Province</b>	IL	<b>Country of Residence</b> <sup>i</sup> US
<b>Mailing Address of Inventor:</b>				
<b>Address 1</b>	980 Oxford Rd.			
<b>Address 2</b>				
<b>City</b>	Glen Ellyn	<b>State/Province</b>	IL	
<b>Postal Code</b>	60137	<b>Country</b> <sup>i</sup>	US	
<b>Inventor 3</b>				
<b>Legal Name</b>				
<b>Prefix</b>	<b>Given Name</b>	<b>Middle Name</b>	<b>Family Name</b>	<b>Suffix</b>
	L.	Michael	Taylor	

Under the Paperwork Reduction Act of 1995, no persons are required to respond to a collection of information unless it contains a valid OMB control number.

<b>Application Data Sheet 37 CFR 1.76</b>		Attorney Docket Number	069366-000002USC1	
		Application Number		
Title of Invention	METHOD AND APPARATUS FOR MANAGING DIGITAL FILES			

<b>Residence Information (Select One)</b>					
<input checked="" type="radio"/> US Residency <input type="radio"/> Non US Residency <input type="radio"/> Active US Military Service					
City	Chicago	State/Province	IL	Country of Residence <sup>i</sup>	US

<b>Mailing Address of Inventor:</b>				
Address 1	1036 N. Wood St. #1			
Address 2				
City	Chicago	State/Province	IL	
Postal Code	60622	Country <sup>i</sup>	US	
All Inventors Must Be Listed - Additional Inventor Information blocks may be generated within this form by selecting the <b>Add</b> button. <div style="float: right; border: 1px solid black; padding: 2px 5px;">Add</div>				

**Correspondence Information:**

<b>Enter either Customer Number or complete the Correspondence Information section below. For further information see 37 CFR 1.33(a).</b>				
<input type="checkbox"/> <b>An Address is being provided for the correspondence information of this application.</b>				
Customer Number	70001			
Email Address			<input type="button" value="Add Email"/>	<input type="button" value="Remove Email"/>

**Application Information:**

Title of the Invention	METHOD AND APPARATUS FOR MANAGING DIGITAL FILES			
Attorney Docket Number	069366-000002USC1	Small Entity Status Claimed	<input checked="" type="checkbox"/>	
Application Type	Nonprovisional			
Subject Matter	Utility			
Total Number of Drawing Sheets (if any)	50	Suggested Figure for Publication (if any)		

**Filing By Reference:**

Only complete this section when filing an application by reference under 35 U.S.C. 111(c) and 37 CFR 1.57(a). Do not complete this section if application papers including a specification and any drawings are being filed. Any domestic benefit or foreign priority information must be provided in the appropriate section(s) below (i.e., "Domestic Benefit/National Stage Information" and "Foreign Priority Information").

For the purposes of a filing date under 37 CFR 1.53(b), the description and any drawings of the present application are replaced by this reference to the previously filed application, subject to conditions and requirements of 37 CFR 1.57(a).

Application number of the previously filed application	Filing date (YYYY-MM-DD)	Intellectual Property Authority or Country <sup>i</sup>

Under the Paperwork Reduction Act of 1995, no persons are required to respond to a collection of information unless it contains a valid OMB control number.

<b>Application Data Sheet 37 CFR 1.76</b>		Attorney Docket Number	069366-000002USC1
		Application Number	
Title of Invention	METHOD AND APPARATUS FOR MANAGING DIGITAL FILES		

**Publication Information:**
 Request Early Publication (Fee required at time of Request 37 CFR 1.219)

**Request Not to Publish.** I hereby request that the attached application not be published under 35 U.S.C. 122(b) and certify that the invention disclosed in the attached application **has not and will not** be the subject of an application filed in another country, or under a multilateral international agreement, that requires publication at eighteen months after filing.

**Representative Information:**

Representative information should be provided for all practitioners having a power of attorney in the application. Providing this information in the Application Data Sheet does not constitute a power of attorney in the application (see 37 CFR 1.32). Either enter Customer Number or complete the Representative Name section below. If both sections are completed the customer Number will be used for the Representative Information during processing.

Please Select One:	<input checked="" type="radio"/> Customer Number	<input type="radio"/> US Patent Practitioner	<input type="radio"/> Limited Recognition (37 CFR 11.9)
Customer Number	70001		
Prefix	<b>Given Name</b>	Middle Name	<b>Family Name</b>
Registration Number			
Prefix	<b>Given Name</b>	Middle Name	<b>Family Name</b>
Registration Number			
Additional Representative Information blocks may be generated within this form by selecting the <b>Add</b> button.			

**Domestic Benefit/National Stage Information:**

This section allows for the applicant to either claim benefit under 35 U.S.C. 119(e), 120, 121, 365(c), or 386(c) or indicate National Stage entry from a PCT application. Providing this information in the application data sheet constitutes the specific reference required by 35 U.S.C. 119(e) or 120, and 37 CFR 1.78.

When referring to the current application, please leave the application number blank.

Prior Application Status	Pending		<input type="button" value="Remove"/>
Application Number	Continuity Type	Prior Application Number	Filing or 371(c) Date (YYYY-MM-DD)
	Continuation of	14193426	2014-02-28

Under the Paperwork Reduction Act of 1995, no persons are required to respond to a collection of information unless it contains a valid OMB control number.

<b>Application Data Sheet 37 CFR 1.76</b>		Attorney Docket Number	069366-000002USC1
		Application Number	
Title of Invention	METHOD AND APPARATUS FOR MANAGING DIGITAL FILES		

Prior Application Status		Patented	<input type="button" value="Remove"/>		
Application Number	Continuity Type	Prior Application Number	Filing Date (YYYY-MM-DD)	Patent Number	Issue Date (YYYY-MM-DD)
14193426	Continuation in part of	13157214	2011-06-09	9098531	2015-08-04
Additional Domestic Benefit/National Stage Data may be generated within this form by selecting the <b>Add</b> button.					

### Foreign Priority Information:

This section allows for the applicant to claim priority to a foreign application. Providing this information in the application data sheet constitutes the claim for priority as required by 35 U.S.C. 119(b) and 37 CFR 1.55. When priority is claimed to a foreign application that is eligible for retrieval under the priority document exchange program (PDX) the information will be used by the Office to automatically attempt retrieval pursuant to 37 CFR 1.55(i)(1) and (2). Under the PDX program, applicant bears the ultimate responsibility for ensuring that a copy of the foreign application is received by the Office from the participating foreign intellectual property office, or a certified copy of the foreign priority application is filed, within the time period specified in 37 CFR 1.55(g)(1).

Application Number	Country <sup>i</sup>	Filing Date (YYYY-MM-DD)	Access Code <sup>i</sup> (if applicable)

Additional Foreign Priority Data may be generated within this form by selecting the **Add** button.

### Statement under 37 CFR 1.55 or 1.78 for AIA (First Inventor to File) Transition Applications

This application (1) claims priority to or the benefit of an application filed before March 16, 2013 and (2) also contains, or contained at any time, a claim to a claimed invention that has an effective filing date on or after March 16, 2013.

NOTE: By providing this statement under 37 CFR 1.55 or 1.78, this application, with a filing date on or after March 16, 2013, will be examined under the first inventor to file provisions of the AIA.

<b>Application Data Sheet 37 CFR 1.76</b>		Attorney Docket Number	069366-000002USC1
		Application Number	
Title of Invention	METHOD AND APPARATUS FOR MANAGING DIGITAL FILES		

## Authorization or Opt-Out of Authorization to Permit Access:

When this Application Data Sheet is properly signed and filed with the application, applicant has provided written authority to permit a participating foreign intellectual property (IP) office access to the instant application-as-filed (see paragraph A in subsection 1 below) and the European Patent Office (EPO) access to any search results from the instant application (see paragraph B in subsection 1 below).

Should applicant choose not to provide an authorization identified in subsection 1 below, applicant **must opt-out** of the authorization by checking the corresponding box A or B or both in subsection 2 below.

**NOTE:** This section of the Application Data Sheet is **ONLY** reviewed and processed with the **INITIAL** filing of an application. After the initial filing of an application, an Application Data Sheet cannot be used to provide or rescind authorization for access by a foreign IP office(s). Instead, Form PTO/SB/39 or PTO/SB/69 must be used as appropriate.

### 1. Authorization to Permit Access by a Foreign Intellectual Property Office(s)

**A. Priority Document Exchange (PDX)** - Unless box A in subsection 2 (opt-out of authorization) is checked, the undersigned hereby **grants the USPTO authority** to provide the European Patent Office (EPO), the Japan Patent Office (JPO), the Korean Intellectual Property Office (KIPO), the State Intellectual Property Office of the People's Republic of China (SIPO), the World Intellectual Property Organization (WIPO), and any other foreign intellectual property office participating with the USPTO in a bilateral or multilateral priority document exchange agreement in which a foreign application claiming priority to the instant patent application is filed, access to: (1) the instant patent application-as-filed and its related bibliographic data, (2) any foreign or domestic application to which priority or benefit is claimed by the instant application and its related bibliographic data, and (3) the date of filing of this Authorization. See 37 CFR 1.14(h)(1).

**B. Search Results from U.S. Application to EPO** - Unless box B in subsection 2 (opt-out of authorization) is checked, the undersigned hereby **grants the USPTO authority** to provide the EPO access to the bibliographic data and search results from the instant patent application when a European patent application claiming priority to the instant patent application is filed. See 37 CFR 1.14(h)(2).

The applicant is reminded that the EPO's Rule 141(1) EPC (European Patent Convention) requires applicants to submit a copy of search results from the instant application without delay in a European patent application that claims priority to the instant application.

### 2. Opt-Out of Authorizations to Permit Access by a Foreign Intellectual Property Office(s)

A. Applicant **DOES NOT** authorize the USPTO to permit a participating foreign IP office access to the instant application-as-filed. If this box is checked, the USPTO will not be providing a participating foreign IP office with any documents and information identified in subsection 1A above.

B. Applicant **DOES NOT** authorize the USPTO to transmit to the EPO any search results from the instant patent application. If this box is checked, the USPTO will not be providing the EPO with search results from the instant application.

**NOTE:** Once the application has published or is otherwise publicly available, the USPTO may provide access to the application in accordance with 37 CFR 1.14.



Under the Paperwork Reduction Act of 1995, no persons are required to respond to a collection of information unless it contains a valid OMB control number.

<b>Application Data Sheet 37 CFR 1.76</b>		Attorney Docket Number	069366-000002USC1
		Application Number	
Title of Invention	METHOD AND APPARATUS FOR MANAGING DIGITAL FILES		

**Applicant Information:**

Providing assignment information in this section does not substitute for compliance with any requirement of part 3 of Title 37 of CFR to have an assignment recorded by the Office.

**Applicant 1**

If the applicant is the inventor (or the remaining joint inventor or inventors under 37 CFR 1.45), this section should not be completed. The information to be provided in this section is the name and address of the legal representative who is the applicant under 37 CFR 1.43; or the name and address of the assignee, person to whom the inventor is under an obligation to assign the invention, or person who otherwise shows sufficient proprietary interest in the matter who is the applicant under 37 CFR 1.46. If the applicant is an applicant under 37 CFR 1.46 (assignee, person to whom the inventor is obligated to assign, or person who otherwise shows sufficient proprietary interest) together with one or more joint inventors, then the joint inventor or inventors who are also the applicant should be identified in this section.

- Assignee
   
  Legal Representative under 35 U.S.C. 117
   
  Joint Inventor  
 Person to whom the inventor is obligated to assign.
   
  Person who shows sufficient proprietary interest

If applicant is the legal representative, indicate the authority to file the patent application, the inventor is:

Name of the Deceased or Legally Incapacitated Inventor:

If the Applicant is an Organization check here.

Organization Name      MemoryWeb, LLC

**Mailing Address Information For Applicant:**

**Address 1**                                      429 Duane St.

Address 2

**City**    Glen Ellyn

**State/Province**

IL

**Country**<sup>1</sup>      US

Postal Code

60137

Phone Number

Fax Number

Email Address

Additional Applicant Data may be generated within this form by selecting the Add button.

Under the Paperwork Reduction Act of 1995, no persons are required to respond to a collection of information unless it contains a valid OMB control number.

<b>Application Data Sheet 37 CFR 1.76</b>		Attorney Docket Number	069366-000002USC1	
		Application Number		
Title of Invention	METHOD AND APPARATUS FOR MANAGING DIGITAL FILES			

### Assignee Information including Non-Applicant Assignee Information:

Providing assignment information in this section does not substitute for compliance with any requirement of part 3 of Title 37 of CFR to have an assignment recorded by the Office.

<b>Assignee 1</b>				
Complete this section if assignee information, including non-applicant assignee information, is desired to be included on the patent application publication. An assignee-applicant identified in the "Applicant Information" section will appear on the patent application publication as an applicant. For an assignee-applicant, complete this section only if identification as an assignee is also desired on the patent application publication.				
If the Assignee or Non-Applicant Assignee is an Organization check here. <input type="checkbox"/>				
Prefix	<b>Given Name</b>	Middle Name	<b>Family Name</b>	Suffix
<b>Mailing Address Information For Assignee including Non-Applicant Assignee:</b>				
<b>Address 1</b>				
Address 2				
<b>City</b>		<b>State/Province</b>		
<b>Country</b> i	Postal Code			
Phone Number		Fax Number		
Email Address				
Additional Assignee or Non-Applicant Assignee Data may be generated within this form by selecting the Add button.				

Under the Paperwork Reduction Act of 1995, no persons are required to respond to a collection of information unless it contains a valid OMB control number.

<b>Application Data Sheet 37 CFR 1.76</b>		Attorney Docket Number	069366-000002USC1
		Application Number	
Title of Invention	METHOD AND APPARATUS FOR MANAGING DIGITAL FILES		

### Signature:

**NOTE:** This Application Data Sheet must be signed in accordance with 37 CFR 1.33(b). **However, if this Application Data Sheet is submitted with the INITIAL filing of the application and either box A or B is not checked in subsection 2 of the "Authorization or Opt-Out of Authorization to Permit Access" section, then this form must also be signed in accordance with 37 CFR 1.14(c).**

This Application Data Sheet **must** be signed by a patent practitioner if one or more of the applicants is a **juristic entity** (e.g., corporation or association). If the applicant is two or more joint inventors, this form must be signed by a patent practitioner, **all** joint inventors who are the applicant, or one or more joint inventor-applicants who have been given power of attorney (e.g., see USPTO Form PTO/AIA/81) on behalf of **all** joint inventor-applicants.

See 37 CFR 1.4(d) for the manner of making signatures and certifications.

<b>Signature</b>	/Bradley M. Taub, Reg. No. 67,300/			Date (YYYY-MM-DD)	
First Name	Bradley M.	Last Name	Taub	Registration Number	67300
Additional Signature may be generated within this form by selecting the Add button.					

**Nixon Peabody LLP**  
**Customer No.: 70001**

**PATENT**  
**069366-000002USP1**

**APPLICATION FOR UNITED STATES LETTERS PATENT**

**for**

**METHOD AND APPARATUS FOR MANAGING DIGITAL FILES**

**by**

**CHRISTOPHER DESMOND**

**NANCY DESMOND**

## **METHOD AND APPARATUS FOR MANAGING DIGITAL FILES**

### **CROSS-REFERENCE TO RELATED APPLICATIONS**

[0001] This application is a continuation-in-part of and claims priority to pending U.S. Patent Application No. 13/157,214, filed June 9, 2011, which is incorporated herein in its entirety.

### **FIELD OF THE INVENTION**

[0002] The present invention relates generally to the management of digital files and, more particularly, to a computer-implemented system and method for managing and using digital files such as digital photographs.

### **BACKGROUND OF THE INVENTION**

[0003] Prior to the invention of digital photography, people tended to share photos by displaying printed copies in frames and albums, or would store them in a container in hope of preserving these assets for future use or future generations. Important photos would often be inscribed on the back with significant details (people, location, event, etc.) to preserve the memory of that particular occasion. Many people would share their memories by assembling an album that could be viewed with others. Occasionally, extra copies of special photos were printed for friends, relatives, etc. At one time, film slide shows were also a popular medium for sharing photo memories.

[0004] With the evolution of digital files, there has been explosive growth in the number of individuals taking digital photos, converting old photos to digital copies, making movies and gathering digital documents and in the sheer number of files people are capturing digitally. Today, virtually every personal computing device contains some kind of photo, movie or other type of digital file creator/player/viewer/storer/etc.

[0005] At the same time, there is little to no cost for people to store large amounts of photos in various “containers” of the modern age. Facebook, Flickr, Shutterfly and countless other social media and specialty digital files sites allow users to post and share images to a community with a frequency and ease that continues to feed the fire of the digital revolution. However, they don’t allow much organization of digital tags, dynamic viewing of digital files,

and the ability to export the digital files with new digital tags. Questionable and ever-changing privacy terms for user/account information, including digital files, have also left the marketplace leery of posting their full digital archive and associated context to these sites.

**[0006]** What is needed to complement the widespread availability of digital files is a medium that allows people to organize, view, preserve and share these files with all the memory details captured, connected and vivified via an interactive interface. Such a solution would allow digital files, including documents, photos, videos and audio, to tell a full story now, and for generations to come.

### SUMMARY

**[0007]** In accordance with one embodiment, a computer-implemented method of associating digital tags with digital files comprises (1) storing, on one or more non-transitory computer-readable storage media, a plurality of digital files, each of the digital files having embedded therein content data and metadata including tags; (2) receiving, via a user interface device of a client device, a first tag label containing alphanumeric text created and inputted by a user of the client device; (3) modifying, using a controller device, a selected first one of the tags of the metadata in a first of the digital files to include the first tag label; (4) receiving, via the user interface device or another user interface device, an instruction to search for all of the digital files having at least the first tag label; (5) responsive to receiving the instruction, automatically searching for all of the digital files having at least the first tag label; and (6) displaying, on a video display device associated with the client device, a first indication of the first tag label.

**[0008]** In another embodiment a computer-implemented method of associating digital tags with digital files comprises storing, on one or more non-transitory computer-readable storage media, a plurality of digital files, each of the digital files having a content data portion and a metadata portion including tags; displaying, on a video display device associated with a client device, a first graphical representation of a first tag label of a first of the tags and associated with a first of the digital files; receiving, via a user interface device of the client device, a selection by a user of the client device of the first graphical representation of the first tag label as a search filter criterion or a search string entered via the user interface device corresponding to the first tag label; responsive to the receiving, automatically searching through the digital files, using at least the first tag label as a search filter, for the digital files satisfying at

least the search filter criterion; and displaying, on the video display device, an indication of the first tag label and a representation of the number of the digital files satisfying at least the search filter criterion.

[0009] In accordance with a further embodiment, a web-based digital file storage system comprises a digital file repository for storing and retrieving digital files; a digital tagging system permitting the user to assign a plurality of digital tags to each of the digital files, wherein the digital tagging system comprises at least one type of data selected from the group consisting of a person's name, a location, a recipe, a date, a family relationship, a person's profile, an event name, a rating, and a document type; a search filter, wherein the search filter allows the digital files to be searched according to a plurality of types of data; and a user interface that presents the digital files on a user's screen based on the digital tags, wherein the user interface further comprises a digital tag image, the digital tag image having at least one type of data represented thereon with text.

[0010] As described in detail below, the various embodiments provide much-needed platforms that save a user significant time, provide significant information with minimal screen space, and provide an appealing and customizable interface that will enhance the user experience.

#### **BRIEF DESCRIPTION OF THE DRAWINGS**

[0011] The invention may best be understood by reference to the following description taken in conjunction with the accompanying drawings, in which:

[0012] FIG. 1 is a screenshot of an organizational functionality view of one embodiment of the disclosed system.

[0013] FIG. 2 is a screenshot of a photo detail view of one embodiment of the disclosed system.

[0014] FIG. 3 is a screenshot of a gallery view of an event or album of one embodiment of the disclosed system.

[0015] FIG. 4 is screenshot of an individual event or album view of one embodiment of the disclosed system.

[0016] FIG. 5 is a screenshot of a location view of one embodiment of the disclosed system.

**[0017]** FIG. 6 is a screenshot of a people thumbnail view of one embodiment of the disclosed system.

**[0018]** FIG. 7 is a screenshot of a people profile view of one embodiment of the disclosed system.

**[0019]** FIG. 8 is a screenshot of a family tree view of one embodiment of the disclosed system.

**[0020]** FIG. 9 is a screenshot of a timeline view of one embodiment of the disclosed system.

**[0021]** FIG. 10 is a screenshot of a recipe chart, according to one embodiment of the disclosed system.

**[0022]** FIG. 11 is a screenshot of an album chart view of one embodiment of the disclosed system.

**[0023]** FIG. 12 is a screenshot of an event chart view of one embodiment of the disclosed system.

**[0024]** FIG. 13 is a screenshot of a people chart view of one embodiment of the disclosed system.

**[0025]** FIG. 14 is a screenshot of a family tree chart view of one embodiment of the disclosed system.

**[0026]** FIG. 15 is a screenshot of a location chart view of one embodiment of the disclosed system.

**[0027]** FIG. 16 is a screenshot of a recipe chart view of one embodiment of the disclosed system.

**[0028]** FIG. 17 is a screenshot of a slideshow view of one embodiment of the disclosed system.

**[0029]** FIG. 18 is a screenshot of an advanced search filter view of one embodiment of the disclosed system.

**[0030]** FIG. 19 is a screenshot of a homepage view of one embodiment of the disclosed system.

**[0031]** FIG. 20 is a diagram of the Overall System Process Flow of MemoryWeb.

**[0032]** FIG. 21 is a diagram of the System for Reading Phase, System Interpreting, and Adding Digital File and Corresponding Data to Relationship Table Phase.



- [0033] FIG. 22 is a table of the EXIF and MemoryWeb Tag Data Blocks
- [0034] FIG. 23 is a table of the Microsoft Windows and MemoryWeb Tag Data Blocks.
- [0035] FIG. 24 is a table of the MemoryWeb Person Tag Data Blocks.
- [0036] FIG. 25 is a diagram of the Third Party Facial Recognition System.
- [0037] FIG. 26 is a diagram of the Third Party Media System (Data Exchange).
- [0038] FIG. 27 is a table of the User Settings Table.
- [0039] FIG. 28 is a diagram of the Application Digital Tag Organizer System.
- [0040] FIG. 29 is an illustration of the Application Dot-Tag Shape and Content.
- [0041] FIG. 30 is a diagram of the Continuous Link of Application Dot-Tag System.
- [0042] FIG. 31 is an illustration of the Slideshow View of Digital File and Application Dot-Tags.
- [0043] FIG. 32 is a screenshot of People Application Views.
- [0044] FIG. 33 is a screenshot of Collection Application Views.
- [0045] FIG. 34 is a screenshot of Location Application Views.
- [0046] FIG. 35 is screenshot of Uploads Application View.
- [0047] FIG. 36 is a screenshot of Recipe Application View.
- [0048] FIG. 37 is a diagram of the Advanced Filters System.
- [0049] FIG. 38 is a screenshot of Adding the First Application Dot-Tag using Advanced Filter.
- [0050] FIG. 39 is a screenshot of Single Application Dot-Tag Filter for Each Application View.
- [0051] FIG. 40 is a screenshot of Single Application Dot-Tag Filter for Date in Uploads Application View.
- [0052] FIG. 41 is a screenshot of the Single Application Dot-Tag Filter in Location Application View.
- [0053] FIG. 42 is a screenshot of Adding Another Application Dot-Tag Filter.
- [0054] FIG. 43 is a screenshot of the Multi-Dot-Tag Filter in Location Application View.
- [0055] FIG. 44 is a diagram of the Keyword Fast Search System.
- [0056] FIG. 45 is a screenshot illustration of Using Keyword Fast Search.

[0057] FIG. 46 is a diagram of the Share to Third Party Social Network Provider System.

[0058] FIG. 47 is a diagram of the Third Party Location Mapping System.

[0059] FIG. 48 is a diagram of the Share to Individual System.

[0060] FIG. 49 is a diagram of the Application Export System.

[0061] FIG 50 is a table illustrating the Digital File Image File Directory Data Blocks of JPG Photo within Microsoft Before and After MemoryWeb.

#### **DETAILED DESCRIPTION OF ILLUSTRATED EMBODIMENTS**

[0062] Although the invention will be described in connection with certain preferred embodiments, it will be understood that the invention is not limited to those particular embodiments. On the contrary, the invention is intended to cover all alternatives, modifications, and equivalent arrangements as may be included within the spirit and scope of the invention as defined by the appended claims.

[0063] The present disclosure relates to one or more of the following features, elements or combinations thereof. A web-based digital file storage system is disclosed. The storage system may include a digital file repository for storing and retrieving digital files, such as photos, a digital tagging system configured to assign digital tags to the digital files, a sorting system, and a user interface.

[0064] The digital tagging system may include various types of data, such as a person's name, a location, a recipe, a date, a family relationship to the user, an event name, a rating, sharing rights, file type and a document name. The sorting system can allow the digital files to be searched and sorted according to a plurality of types of data and can be used for creating and organizing special views. The user interface may be user-configurable, and can present the digital files on a user's screen based on these user inputs.

[0065] The digital file repository may be accessible over the Internet. The sorting system may provide a user with the ability to search based on a plurality of digital tags. The disclosed system may also provide a way to track relationships between users, so that a family tree can be displayed.

[0066] Recipes may also be linked to a person's name, with, for example, a video and digital copy of original hand-written recipe to create a recipe view.

**[0067]** Moreover, the digital files and data can be exported as a single file with the digital tagging embedded within the exported file.

**[0068]** In another embodiment, a method of storing digital photographs is disclosed. The method may include the steps of storing a digital photograph in a file repository, associating a plurality of digital tags having different tag types with the digital photograph, providing a search function that permits searching by a plurality of digital tag types and provides a search result, and providing a user-configurable output to display the search result. The digital tag types may include, for example, a person's name, a location, a recipe, a date, a relationship, an event name, a rating, file type and a document type. The method may include a further step of providing access to the file repository via the Internet. The method may also allow for tracking relationships between users so that a family tree can be displayed.

**[0069]** Additional features of the disclosure will become apparent to those skilled in the art upon consideration of the following detailed description of preferred embodiments exemplifying the best mode of carrying out the invention as presently perceived.

**[0070]** The presently disclosed method and application (herein alternatively referred to as a "system") provides users with an Internet-based interactive platform to gather, organize, view, share and archive digital files using a proprietary organization system and export tagging process. As used herein, the word "tag" refers to any type of digital data that can be assigned to a file to describe some aspect of that file through a tagging process. For images, the tagging is preferably in EXIF format. For videos, documents and other file formats, any appropriate format may be used. The disclosed system allows users to create, view and share digital files, which could represent, for example, the memories a user has collected from the past and present, and could incorporate additional memories for generations to come. As outlined herein, various embodiments are disclosed that can accomplish these and other goals.

**[0071]** One disclosed embodiment includes an import feature. Users can import media files from users' favorite sources (e.g., computers, mobile phones, social networks, etc.). If any meta-tag information is embedded within the media (e.g., date taken and GPS coordinates), the system could automatically read and utilize it for the user. Digital files, media, meta-tags, and other data discussed herein may be saved to one or more file repositories (also referred to as a database herein).

**[0072]** In another aspect of the disclosed system, organizational functionality is provided. Similar to the concept of writing certain information “on the back of a photo,” the system’s digital tagging system and organizing feature allows a user to arrange large amounts of digital files with tags that can characterize and document the digital file(s). Digital files can be individually or group organized at the same time for many tags including, but not limited to, a person’s name, family relationships of the subjects to the user and between each other (e.g., mother/father), location, date, event, album, comments, document type (e.g., birth certificate, poetry), recipe, ranking or rating, and sharing rights. Tags can be assigned to a single file at a time, or to a plurality of files at once. For example, if a user wishes to assign the tag “grandma” to 100 photos at once, the system provides a way for a user to select all 100 photos and enter the tag only once. An example of the manner in which digital photos can be organized is presented is seen in FIG. 1.

**[0073]** Yet another feature is the multiple views from which a user can display his or her digital media files and their tagged attributes. Using a user interface (e.g. a keyboard, mouse, or touch screen), users can select individual files, groups of files meeting specific criteria, or all files in their account from which to create views. These views may alternately take the form of a chart. These views will be auto-populated based upon either tag information already associated with the digital file upon import or the tags assigned to the digital files by the user within the aforementioned organization functionality. Each digital file can be enlarged, from any view or chart, by clicking an information (“i”) button to show an enlarged version of the digital media file with all the tags that are assigned to that digital file, as illustrated in FIG. 2. In another embodiment, the user interface may be user-configurable, as discussed further herein.

**[0074]** The following views are shown with particularity. In FIG. 1, the gallery view allows the user to see all the digital media that are associated within a group such as an event or custom album. The gallery view for either events or albums is illustrated in FIG. 3.

**[0075]** As shown in FIG. 2, an individual album or event view allows one to see the files associated with a specific group. For example, one can view the digital files that relate to a group of files called “Trip to Italy 2011.” The individual album or event view is illustrated in FIG. 4.

**[0076]** A location view, as shown in FIG. 5, identifies within an interactive map (Google map shown as an example), where digital files were taken or originated. The location

view can also provide additional outputs such as a journey route that identifies the specific locations for an event or trip that can be customized by users.

**[0077]** A people view, as shown in FIG. 6, shows thumbnail photos of all the people in the system that can be clicked in for a people profile view. A people profile view, as shown in FIG. 7, shows a profile picture of an individual, their birth/death information, family relationships, overview (comments) on the person, as well as links to other views that contain that individual in the system.

**[0078]** A family tree view, as shown in FIG. 8, can illustrate interactive family trees where one can see the family tree of an individual or family. If a user clicks on an individual within the family tree, it will take him or her to the people profile view of that person.

**[0079]** The timeline view, as shown in FIG. 9, will be an interactive timeline that allows you to set ranges of digital files by year, month and day. The digital files shown in the timeline will also be interactive and if the user clicks on a digital file or group of digital files (e.g., event or album), the user will then view the information related to the digital file(s).

**[0080]** A recipe view, as shown in FIG. 10, will show a recipe along with any digital files that are associated with it. For example, a cherished family recipe may show a digital copy of the original handwritten recipe, a photo of the family member who was the chef and a video of the family member making the recipe.

**[0081]** Each of the aforementioned views may also be seen in a chart format view that is interactive when any item on the chart is clicked, the user will then be taken to a new screen that details all relevant digital files (and file types) for the clicked item.

**[0082]** For album or event chart views, as shown in FIGs. 11 and 12, the elements listed in those charts will include individuals who are part of each album/event, number of digital files, date and other pertinent information.

**[0083]** A people view, shown in FIG. 13, may demonstrate all the names of individuals that are in the system in an alphabetical listing. Such a people view can also contain details on each person such as the number of photos and videos that are associated with that person. The user can click on that person to pull up the profile view of the individual or click on the number of photos to see all the photos associated with that person.

**[0084]** In the family tree chart view, shown in FIG. 14, family lineage can be viewed in multiple ways. For example, a user can set himself as the tree anchor and then see a tree of all

people entered into the database related to the user. The user could also set a contact as the tree anchor and then just view the descendants of that individual.

**[0085]** For a location chart view, as show in FIG. 15, listings of all the locations that are in the system are displayed along with the number of digital files, as well as names of persons associated with each. A user can click on the location to see all the digital media files that are associated with a specific location.

**[0086]** A recipe chart, as shown in FIG. 16, can show recipes that uploaded to the system. Along with the ingredients and steps of each recipe, this view can identify the chef(s) name, number of photos and videos associated with each.

**[0087]** For any of the views, the user can click on the digital file to start a slideshow feature that will allow them to scroll through an enlarged view of the digital file as illustrated in FIG. 17.

**[0088]** Another aspect of the disclosure is the search filter. This filter allows users to select one or more criteria that will narrow down their results to just those digital files matching input criteria. The entire system can be filtered by, for example, key words (or plurality of key words), event names, location, people, albums, star rating, file type, document type, and dates. A user may filter based on more than one criterion at a time. To help users quickly identify digital files that may still need to be organized, the advanced search filter also allows users to isolate files that have no date, no location, no people, no specific date/range, no upload date information or are lacking any other tag.

**[0089]** It should be noted that in one embodiment, searching via key word will search through all tagged information (user populated or auto-generated upon import). For example, if a user searched for the term "Ohio," the system would search for that term associated with any file in any way. If the user had files with Ohio as a state, file name, street name, person's name, file comment, etc., all would be retrieved.

**[0090]** Settings applied in the advanced search filter can cumulatively carry over to any subsequent pages until new criteria are selected. For example, a user can apply a filter to retrieve files associated with a particular person. Then the user can set a date range to further narrow results to show only those files for that selected person within the date range. Any pages viewed from that point forward throughout the entire site would only contain files associated with person and the date range specified. The advanced search filter is illustrated in FIG. 18.

**[0091]** Yet another feature can be a user's homepage, as illustrated in FIG. 19, that can summarize the user's content within the system including relevant information in the system. It is contemplated that a user's homepage may show a summary of the total number of photos, videos, documents and audio files that the user has uploaded. In this embodiment, for each group of digital files (e.g., photos), the percent of files that has been organized with pertinent data such as date, name(s) and location can be noted. In addition, the homepage can show a list of people that are in the system and the respective count for photos, videos, documents and audio files associated with each person. Also contemplated is a summary of the events, albums and locations that have been entered into the system. The user homepage may serve as an executive summary dashboard of one's entire system and can be modified to provide data in an executive summary format for a user.

**[0092]** Another feature is that the entire system including the dynamic views can be presented in a wide range of user outputs—e.g. on the user's computer, smartphone or tablet display. The user may choose to present the digital files in any of the various types of ways disclosed herein. Other ways of outputting the files are also possible. The user can create and modify various sharing rights so that third parties may view the files and if desired, provide comments, apply tags or even download/copy the files for their own use.

**[0093]** Still another embodiment can provide export functionality. Once a user has used the organization functionality to assign information to data file(s), a user may want to export the data file in its original form (e.g., .jpg, .mp4, etc.) with the tags embedded within the digital file in the form of EXIF tags. In other words, a user can export his or her entire set of digital files, or may choose a subset based on keywords and tags. The exported digital files can include key tags and attributes users have assigned, and in one embodiment, such tags and attributes can be embedded within the digital files. For example, each exported digital file may be imbedded with user-entered data such as the people, location, and event name. This feature will allow the users to back up their files to another source (e.g., external computer hard drive) or to transport it to another venue (e.g., another website that is used for viewing and/or sharing digital files such as a social media website) where it can be viewed with these attributes. This export feature can provide users with the advantage of never losing key data that was stored simply because the user chooses to move its digital files to a new digital archiving system.

**[0094]** A method is also disclosed. The method may include the steps of storing a digital file in a file repository, associating a plurality of digital tags having different tag types with the digital file, providing a search function that permits simultaneously searching by a plurality of digital tag types and provides a search result, and providing a user-configurable output to display the search result. The digital tag types may include, for example, a person's name, a location, a recipe, a date, a relationship between individuals, an event name, a rating, and a document type.

**[0095]** Under the disclosed method, access may be provided to the repository via the Internet. Relationships between users may also be tracked such that a family tree can be displayed. A recipe may also be linked to a user or person. Finally, the method may include the step of outputting a digital file and its associated digital tags into a single file.

**[0096]** While the disclosure is susceptible to various modifications and alternative forms, specific exemplary embodiments thereof have been shown by way of example in the drawings and have herein been described in detail. It should be understood, however, that there is no intent to limit the disclosure to the particular forms disclosed, but on the contrary, the intention is to cover all modifications, equivalents, and alternatives falling within the spirit and scope of the disclosure as defined by the appended claims.

**[0097]** A plurality of advantages arise from the various features of the present disclosure. It will be noted that alternative embodiments of various components of the disclosure may not include all of the features described yet still benefit from at least some of the advantages of such features. Those of ordinary skill in the art may readily devise their own implementations of a digital file organization system that incorporate one or more of the features of the present disclosure and fall within the spirit and scope of the disclosure.

**[0098]** Application (also called "MemoryWeb Application" or "System") – The Application is an online program constructed using a mix of freeware code as well as custom-built proprietary coding with an interface that has many functions including: 1) the ability to import, associate and embed Digital Tags to Digital Files by using existing Tags of a Digital File as well as the Application's custom Digital Tag options (also called the Application Digital Tag Organizer) for use in the Application; 2) view, sort, annotate, and share Digital Files from the various Application Views; 3) navigate using the proprietary Application Dot-Tag System; 4) filter Digital Files using the Application Advanced Filter System or Fast Search System; 5) store



the Digital Files through an interactive Storage System through a User Relationship Table; and 6) export the Digital Files with the Digital Tags embedded within the Digital Files. This Application has already been disclosed in U.S. Patent Application No. 13/157,214 and incorporated herein by reference. This Application is also being trademarked as “MemoryWeb” with the US Commissioner for Trademarks on December 26, 2013 under application No.: 86/152,930. The Application may be accessible over various user interfaces that may use the Internet and via applications that would be used on mobile communication devices such as smart phones (e.g., iPhones), Personal Digital Assistants (PDAs) and Tablets (e.g., iPads).

**[0099]**     Application Views – The Application Views utilizes the Application’s ability to associate Digital Tags to Digital Files and display them in customized views such as Uploads, Collections, Slideshow, Location, Timeline, Family Tree, People Profile, and Recipes.

**[00100]**   Application Advanced Filter System – A function that provides search capabilities using one or more Digital Tags within the Application, resulting in a narrowed output display of the applied filters to display one or more Digital Files and viewed in one or more Application Views. The Application Advanced Filter System can allow Digital Files to be searched and sorted according to a plurality of types of data and can be used for creating and organizing special views. The user interface may be user-configurable, and can present the Digital Files on a user’s screen based on these user inputs.

**[00101]**   Application Dot-Tag – The manner in which a Digital Tag is displayed within the Application using pill-shaped indicators that can reside near a file’s image or overlaid on the file’s image. MemoryWeb Tags are illustrated as Application Dot-Tags within the Application to help the user organize their Digital Files with key components of related information such as people, date of file, location, collection, star ranking, and recipe. The MemoryWeb Application Dot-Tag is more than just text (as traditional tagging systems) because Memory-Web Application Dot-Tags act as mini search engines that allow the user to see how many matching files there are to that MemoryWeb Tag and if selected will take the user to the corresponding Application View to illustrate the linked search results of that Application Dot-Tag. However, it should be understood that other shapes and indicators are contemplated by the present invention, and may even be user-configurable. For example, the indicator may take the form of a sticky note, a different shape, a dotted shape, or any number of variations of indicators that may be functional in displaying one or more words. Colors may also be used to indicate differing

categories of indicators, or differing associations/intersection of the indicators. Within the pill-shaped indicator, the specific Digital Tag information is used to display information about a Digital File. Throughout this document, the Application Dot-Tag is shown as illustrated in FIG. 29 (indicators 0650, 0654, 0655 and 0656).

**[00102]** Application Digital Tag Organizer System – Within the Application, a function for assigning one or more Digital Tags to one or more Digital Files at the same time through the Application Dot-Tag Organizer System. This feature allows Digital Tags to be assigned to items such as photos, videos, audio files, and documents. The information created from this functionality drives the outputs for the Application Views. The Application Digital Tag Organizer System will allow the tagging of key items as date, GPS location, star ranking, people (both name and facial recognition), album(s), family relationships, a date, event name, sharing rights, file type, document name, and recipes. Each of the Digital Tags is user-configurable.

**[00103]** Application Export System – Ability to export Digital File(s) from the Application, with the Digital Tags that were created within or imported/uploaded into the Application, embedded inside the Digital File. The Digital Tags within the exported Digital File can then be viewed and used by any other applications that can read EXIF tags.

**[00104]** Application Programming Interface (“API”) – The Application Programming Interface (API) is the system that interacts with other communication points or services over HTTP via a POST, GET, PUT, DELETE methods. The API provides a way for users to access their MemoryWeb data outside of the web browser on mobile devices or other web connected devices. The actions within the API deliver MemoryWeb Digital Files and Digital Tags along with all meta data associated with such files and tags.

**[00105]** MW Automatic Uploader/Downloader Application – Separate from the main MemoryWeb Application, there are additional proprietary applications created by MemoryWeb for user to upload and download (export) Digital files to and from the main MemoryWeb Application. The first is the MW Automatic Uploader/Downloader built for Window’s compatible computers. The second is the MW Automatic Uploader/Downloader build for MAC computer. Both of the MW Automatic Uploader/Downloader applications can be installed on the user’s computer to automatically upload the desired Digital Files from their computer to the main MemoryWeb Application. In addition, the MW Automatic Uploader/Downloader

applications allow for Digital Files to be exported from the main MemoryWeb Application to a desired folder on the user's computer with the updated tags embedded within the Digital File.

**[00106]** Storage System – A storage system can be a cloud-based Storage System (e.g., Amazon's AWS, Dropbox, Box.net, Deutsche Telecom's Cloud, etc.), hard-drive, server, or any venue that allows one's information to be stored. The storage system would act as a database and file repository for storage and retrieval of Digital Files to and from the Application.

**[00107]** Digital Files – An electronic file that can be in various file formats (e.g., PNG, JPEG, PDF, TIFF, MP3, MP4, WAV, and GIF) that are of items such as photos, videos, audio files, and documents.

**[00108]** Digital Tags –The word “Digital Tag” refers to any type of digital data that can be assigned to a file to distinguish and describe some aspect of that file through a tagging process. Digital Tags will be comprised of various groups of digital data including:

- a) EXIF Tags – EXIF stands for “Exchangeable Image File Format” and is a standard that specifies the formats for images, sound, video, and ancillary tags. The EXIF standard is an Open Standard produced by the Standardization Committee and is detailed within their document called Standard of the Camera & Imaging Products Association. Standard of the Camera & Imaging Products Association, CIPA DC-008 Translation-2012. Exchangeable image file format for digital still cameras: EXIF Version 2.3. Established on April, 2010 and Revised on December, 2012. Prepared by: Standardization Committee. EXIF tags are also called “meta tags” or “metadata.” The EXIF information is formatted according to the TIFF specification, and may be found in JPG, TIFF, PNG, JP2, PGF, MIFF, HDP, PSP and XCF images, as well as many TIFF-based RAW images, and even some AVI and MOV videos. The EXIF meta information is organized into different Image File Directories (IFD's) within an image. The names of these IFD's correspond to the ExifTool family 1 group names.

**[00109]** When Digital Files are captured with digital cameras (including smartphones), scanners and other systems handling image, video and sound files, certain EXIF tags are automatically populated within the Digital File and can cover a broad spectrum of information such as:

- Descriptions (e.g., Title, Subject, Star Ratings, Tags, People, Comments)
- Origin (e.g., Authors, Date taken, Copyright)

- Image information (e.g., dimensions, color representation and size)
- Camera Setting Information (e.g., camera maker, camera model), including static information such as the camera model and make, and information that varies with each image such as orientation (rotation), aperture, shutter speed, focal length, metering mode, and ISO speed information.
- Advanced Photo Information (e.g., lens maker, lens model, contrast, brightness, EXIF version, etc.)
- File Information (e.g., file name, item type (e.g., JPG file), date created, date modified, size, etc.)
- A thumbnail for previewing the picture on the camera's LCD screen, in file managers, or in photo manipulation software.
- Global Positioning System (GPS) information that is also known as geocoding.

The Application will auto-populate any existing EXIF Tags from the original Digital File upon upload into the Applications (as illustrated in FIG. 21) and put this information into the Users Relationship Table on the Storage System.

- b) Extensible Metadata Platform (XMP) – This is Adobe's Extensible Metadata Platform (XMP) format for labeling metadata within an Adobe file.
- c) Png Textual Data (tEXt) — This is Portable Network Graphics (PNG) metadata format for labeling within a PNG file.
- d) Microsoft Windows Tags — These are Microsoft Windows File Attributes that are stored in Data Blocks from Microsoft's system.
- e) MemoryWeb Tags — These tags are typically developed within MemoryWeb and can relate to People Names, Recipes, Collections, Location Name, Family Relationships (also discussed in MemoryWeb Person Tags), Social Network Data (e.g., ID, contact IDs, etc.), File Folder Batch Name. This would be folder directory name that includes the name of each folder that eventually leads to the folder that the digital file was actually stored within the User's PC. This is used to help the user organize data within MemoryWeb based upon the users organization system used on their PC. Facial Recognition Data, and other type of tags that are user defined.

- f) MemoryWeb Person Tags – These user defined tags within MemoryWeb are specific to each person profile including such areas as Nicknames, Birthdates, Date of Birth, Date of Death, Biography, Family Relationships (e.g., Mother, Father, Brother, Sister, Daughter, Son, Spouse, etc.), Pets, and Firsts (e.g., First Steps, First Words, First time riding a bike, etc.).

[00110] The combination of all the aforementioned tags is collectively referred to as “Digital Tags.” The list of groups and Digital Tag types will grow as technology in this area improves over time. These Digital Tags are also referred to as “File DNA” for MemoryWeb.

[00111] User Relationship Table – Within the Application, each User will store the data related to Digital Files, Digital Tags, User Settings, and other specific information related to a User’s repository of information is kept within the User Relationship Table.

[00112] Data Blocks – Within the User Relationship Table, there are Data Blocks that will store information related to EXIF Tags, Microsoft Windows Tags, MemoryWeb Tags, and MemoryWeb Person Tags. These Data Blocks are used to generate the information that is displayed in such key components such as the Application Views and Application Dot-Tags.

Custom Code – Proprietary scripts and code developed by MemoryWeb to enable key functions such as Dot-Tag relationships and ability to embed new user-defined tags into a file and/or override existing EXIF tags and the ability to navigate the application and it’s functions via connections drawn from the associated tags

[00113] Open Source Libraries – Non-proprietary code taken from the free, open source community integrated that is used by the Application.

[00114] User Interface – The Application may be accessible over various “User Interfaces” including Personal Computers (e.g., Macs, Windows, etc.), Personal Digital Assistants (PDA) (e.g., iPhones) and Tablets (e.g., iPad). The User Interfaces can be controlled through the Application using various tools such as a keyboard, mouse, and touch screen.

[00115] The present invention relates to an Application that has many functions including: 1) the ability to import, associate and embed Digital Tags to Digital Files by using existing Tags of a Digital File as well as the Application’s custom Digital Tag options (also called the Application Digital Tag Organizer) for use in the Application; 2) view, sort, annotate, and share Digital Files from the various Application Views; 3) navigate using the proprietary Application Dot-Tag System; 4) filter Digital Files using the Application Advanced Filter

System or Fast Search System; 5) store the Digital Files through an interactive Storage System through a User Relationship Table; and 6) export the Digital Files with the Digital Tags embedded within the Digital Files.

**[00116]** Prior to the invention of digital photography, people tended to share photos by displaying printed copies in frames and albums or would store them in a container in hope of preserving these assets for future use or future generations. Important photos would often be inscribed on the back with significant details (people, location, and event) to preserve the memory of that particular occasion. Many people would share their memories by assembling an album that could be viewed with others. Occasionally, extra copies of special photos may have been printed for friends, relatives, etc. At one time, film slide shows were also a popular medium for sharing photo memories.

**[00117]** With the evolution of Digital Files, there has been explosive growth in the number of individuals taking digital photos, converting old photos to digital copies, making movies and gathering digital documents and in the sheer number of files people are capturing digitally. Today, virtually every personal computing device contains some kind of photo, movie or other type of digital file creator/player/viewer/storer/etc.

**[00118]** At the same time, there is little to no cost for people to store large amounts of photos in various “containers” of the modern age. Facebook, Flickr, Shutterfly and countless other social media and specialty Digital Files sites allow users to post and share images to a community with a frequency and ease that continues to feed the fire of the digital revolution. However, they don’t allow much organization of Digital Tags, dynamic viewing of Digital Files, and the ability to export the Digital Files with new Digital Tags. Questionable and ever-changing privacy terms for user/account information, including digital files, have also left the marketplace leery of posting their full digital archive and associated context to these sites.

**[00119]** What is needed to complement the widespread availability of Digital Files is a medium that allows people to organize, view, navigate, search, preserve and share these files with all the memory details captured, connected and vivified via an interactive interface. Such a solution would allow Digital Files, including documents, photos, videos and audio, to tell a full story now, and for generations to come.

**[00120]** As disclosed in detail herein, the application provides the much needed platform that saves a user significant time, provides significant information with minimal screen

space, and provides an appealing and customizable interface that will enhance the user experience.

**[00121]** Anytime the MemoryWeb Application exchanges information with an external Storage System or User Interface such as a phone, tablet, computer or other internet based user device, the interaction with the MemoryWeb Application involves Application Programming Interface (API). The API's allow each system to call the specific Digital Files and Digital Tags associated with each request so they can be viewed.

**[00122]** Additional features of the disclosure will become apparent to those skilled in the art upon consideration of the following detailed description of preferred embodiments exemplifying the best mode of carrying out the invention as presently perceived.

**[00123]** The present disclosure relates to one or more of the following features, elements or combinations thereof. The Application allows the importation of Digital Files and then the association of Digital Tags to the Digital Files by using existing EXIF Tags of a Digital File as well as the Application's custom organization of Digital Tags for use in the Application. The Application then allows the Digital Files to be viewed, sorted, annotated, navigated, and shared using the various Application Views. The Application can also filter Digital Files using the Application Advanced Filter System functionality. The Digital Files can be stored through a Storage System that interacts with the Application. In addition, the Application allows for Digital Files to be exported with the Application's Digital Tags embedded within the Digital Files.

**[00124]** The Application may be accessible over various user interfaces that may use the Internet and via applications that would be used on User Interfaces such as Personal Digital Assistants (PDA) (e.g., iPhones) and Tablets (e.g., iPad).

**[00125]** The presently disclosed Application provides users with an interactive platform to gather, organize, view, share and archive Digital Files using a proprietary organization system called the Application Digital Tag Organizer and export the modified Digital files with the Application's Digital Tags embedded within the Digital Files using the Application Export feature.

**[00126]** The Application allows users to create, navigate, search, view and share Digital Files, which could represent, for example, the memories a user has collected from the

past and present, and could incorporate additional memories for generations to come. As outlined herein, various embodiments are disclosed that can accomplish these and other goals.

#### Description of embodiments

**[00127]** In FIG. 20, the overall process flow of MemoryWeb is depicted. Each of the boxes depicted that are Inside the Memory-Web System (0050) are detailed additional figures within this application. However, to help illustrate the overall process flow, FIG. 20 was created. In FIG. 20, the process begins when original digital file(s) are uploaded to MemoryWeb (0101). This process can take place in a variety of ways including when a user manually selects uploads from the Uploads Application View (see FIG. 35 indicator 1701), installs the a MW Automatic Uploader/Downloader Application on their computer, or imports Digital Files from the users' other sources (e.g., mobile phones, social networks, etc.).

**[00128]** Once a file is uploaded, the System Reading Phase (0100) begins. Information from the System Reading Phase is then sent to the System Interpreting and Adding Data to Relationship Table Phase (0200). During this phase, information is passed back and forth to the Third Party Facial Recognition System (0400) to the Third Party Facial Recognition Provider (0401). The system will also coordinate between the Third Party Social Media (Data Exchange) (0500) and then to various Third Party Media Providers (0501). Another key step from the System Interpreting and Adding Data to Relationship Table Phase is adding both the Digital Files and the corresponding tags to the User Relationship Table (0300). As illustrated in subsequent figures within the patent application, the User Relationship Table serves as the key repository for all of the user's data that generates virtually every display from the application. From the User Relationship Table, the user can use the Applications Digital Tag Organizer System (0600), the Continuous Link of the Application Dot-Tag System (0700), the Advanced Filters System (0800), or the Keyword Fast Search System (0900). The user can also share Digital File(s) through the Share to Social Network Provider System (1000) to a Third Party Social Network Provider (0501) that is outside the MemoryWeb system or use the Share to Individual System (1200) to a Person (1201) that is Outside the MemoryWeb system using the data from the User Relationship Table. To help generate some of the map views, the system will utilize a Third Party Geographical Mapping System (1100) that connects to a Third Party Geographical Mapping Provider (1101) that is Outside the MemoryWeb system. The user can also export Digital Files with the Digital Tags embedded within the Digital File using the



Application Export System (1300) that will send a MemoryWeb Modified File from MemoryWeb (1301) to a designated location by the User that is outside the MemoryWeb system.

**[00129]** As illustrated in FIG. 21, the System Reading Phase (0100) is described in further detail. The System Reading Phase will first check if the digital file is a duplicate file (0102) that is already in the User's collection. If the file is a duplicate, it will not be uploaded (0104). However, if it is a new file for the user, the System Reading Phase will then locate the EXIF Image File Directories in the digital file (0103) and then send that information to the System Interpreting and Adding Data to Relationship Table Phase (0200).

**[00130]** As further illustrated in FIG. 21, the System Interpreting and Adding Data to Relationship Table Phase will take the EXIF Image File Directories sent from the System Reading Phase and read and iterate through each EXIF tag item (0201). At this time, the system will identify faces from the digital file and then send this information to the Third Party Facial Recognition System (0400) that will coordinate with the Third Party Facial Recognition Provider (0401) that is outside the MemoryWeb. When the Third Party Facial Recognition System (0400) sends back data related to facial recognition of faces in the Digital File, it comes back then the system sends information related to people facial recognition tags to the MemoryWeb Person Tag (Data Blocks) within the User Relationship Table (0300). The detailed process of the Third Party Facial Recognition System (0400) is further explained in FIG. 25.

**[00131]** During the Read & Integrate Through Each EXIF Tag item (0201) the process will also upload a the original Digital File in MemoryWeb (0211), the process will also store a copy of the original file within the User Relationship Table (0300) and create five duplicate copies (0203) of different resolution sizes as follows: XL Duplicate File (0302), Large Duplicate File (0303), Medium Duplicate File (0304), Small Duplicate File (0304), and a Thumbnail Duplicate File (0306). Each duplicate file is used in different parts of the application depending upon the photo size needed for such areas within the Application such as Application Views, Application Dot-Tags, and Application Digital Tag Organizer System.

**[00132]** Another embodiment during the Read and iterate through each EXIF tag item (0201) stage is determining if a MemoryWeb tag exists (0204). A MemoryWeb tag is a Digital Tag that is currently being used as an Application Dot-Tag within the Application. If it is not a Digital Tag that MemoryWeb is currently using, the application will Save EXIF data to the User Relationship Table for Digital File (0205) and send this to the User Relationship table. This is

done in case there are EXIF data that are desired to be used in future releases of the Application. For the Digital Tags that are being used in the Application, the system will Parse EXIF data into MemoryWeb Tags (0206), look up MW tag data (0207) and determine if a Digital Tag currently exists (0208). If a Digital Tag does not exist, the system will Create a new MW tag data ((0209) and send this to the appropriate Data Blocks within the User Relationship Table (0300). If Digital Tag data does exist, the system will Associate existing tag data ((0210) to the appropriate Data Blocks within the User Relationship Table (0300).

**[00133]** The third and final area within FIG. 21 is the System Indexing Digital Files and Tag Data Blocks for a Digital File within the User Relationship table (0300). In the User Relationship Table, the user's information system information stored such as User Settings (0390). Copies of the Original Digital File (0301), XL Duplicate File (0302), Large Duplicate File (0303), Medium Duplicate File (0304), Small Duplicate File (0304), and Thumbnail Duplicate File (0306) are stored. The final area of the User Relationship Table relates to the data blocks including EXIF Tag (Data Blocks) (0320), Microsoft Windows Tag (Data Blocks) (0320), MemoryWeb Tag (Data Blocks) (0360), and MemoryWeb Person Tag (Data Blocks) (0380).

**[00134]** In FIG. 22, there are two charts that illustrate EXIF and MemoryWeb Tag Data Blocks. The first chart illustrates the EXIF Tags Version 2.3 (Data Blocks) (0320). For the EXIF Tags Version 2.3 (Data Blocks) (0320), the information from this table is an expert from an Open Source Library code produced by the Standardization Committee that is detailed within their document called Standard of the Camera & Imaging Products Association. While all the EXIF tags that are contained within a Digital File are read (as previously illustrated in FIG. 21 within the System Interpreting and Adding Data to Relationship Table Phase (0200)) and are stored within the system's User Relationship Table (0300), a summary of the primary EXIF tags that are currently used within MemoryWeb are illustrated in the EXIF Tag Blocks (0320). The EXIF tag information is organized into different Image File Directories (IFD's) or "Data Blocks" within an image and organized in the column heading of Tag Label (0321). The names of these IFD's correspond to an EXIF standard for ExifTool family 1 group names that are depicted in the column heading of EXIF Group (0322). The IFD's are stored within a specific data block location within a Digital File and these locations have a standard name of the specific location (0323) within the Digital File. The primary EXIF tags that are read and used by MemoryWeb to generate Application Dot-Tags are: Description Title (0324), Description Rating (0325), Origin

Date Taken (0326), Digital File Width (0327), Digital File Height (0328), User Comment (0329), GPS Latitude (0330), GPS Latitude Ref (0331), GPS Longitude (0332), and GPS Longitude Ref (0333).

**[00135]** In FIG. 22, the second chart illustrates the MemoryWeb Tag (Data Blocks) (0360) that overlap with standard EXIF Tag blocks. As previously illustrated in FIG. 21, the EXIF Tag Data blocks are read and brought into the User Relationship Table (0300). When the data is stored within the system's User Relationship Table, they are also stored with the corresponding EXIF tag label as illustrated in the column called MemoryWeb Tag (0361). For example, when a Digital File is brought into MemoryWeb and the system reads the Origin Date Taken (0326) for the EXIF Tag block, the system will denote this in the MemoryWeb table as MediaAsset.DateCreated (0364). This designation is very important as it allows MemoryWeb to re-inject any updated or new MemoryWeb Tag data into the corresponding standard EXIF Tag blocks of a Digital File when it is exported from MemoryWeb (as previously illustrated in FIG. 20 with the Application Export System (1300)). Continuing with this example, if the Origin Date Taken is modified within the MemoryWeb system, when the file is exported through the Application Export System (1300), the new updated date from MemoryWeb (0364) will be mapped to the EXIF Tag Data block with the Tag Label of Origin Date Taken (0326) with the EXIF Group called ExifIFD (0334) and the Location called 0x9003 (0335).

**[00136]** In situations where there is no standard EXIF Tag data block for the MemoryWeb Tag for such items such as Collections, People Location Name, Recipe Name, etc. (0367), they are mapped to a general EXIF Tag data block called User Comment (0329). As the standards for EXIF Tag data blocks change, the system can be mapped to any new specific EXIF Tag data blocks. For example, if an EXIF Tag Data block is made for Recipe Name, the MemoryWeb Tag related to Recipe Name will be mapped specifically to that new EXIF Tag data block as opposed to User Comment.

**[00137]** In FIG. 23, there are two charts that illustrate Microsoft Windows and MemoryWeb Tag Data Blocks. The first chart illustrates the standard Windows Imaging Component (WIC) Metadata (Data Blocks) (0340). Microsoft Windows has their metadata tag blocks contained in areas called Tag Labels (0341). The primary WIC Metadata data blocks that are read and used by MemoryWeb to generate Application Dot-Tags are: File Name (0342) and File Folder Path (0343). The corresponding MemoryWeb Tag data blocks (0360) for the WIC

metadata tag blocks are called MediaAsset.FileName (0372) for the Microsoft file name and MediaAsset.UploadBatch.Batchname (0373) for the Microsoft File Folder Path. The ability for MemoryWeb to read the File Folder Path from Microsoft is a unique process used within MemoryWeb to help the user organize their photos based upon the organization methods they have already used within Microsoft. For example, if the user stored a group of photos on their Microsoft computer in the file directory C:/Photos/2013/First Day of School, MemoryWeb will automatically place the photos that were located within that Microsoft File Folder Path into a MemoryWeb Application Dot-Tag under a collection called "First Day of School" based upon the last folder within the file folder path. An example of the Application Dot-Tag that would be generated from the File Folder Path is in FIG. 31 with the label "First Day of School" (0770). In addition, MemoryWeb will allow the user to view the photos that are within a specific File Folder Path in the MemoryWeb Uploads Application View so that the user can organize photos from the same File Folder Path. An example of how this will be illustrated within MemoryWeb's Uploads Application View is in FIG. 35 with the grouping of photos with the File Path Name C:/Photos/2013/First Day of School (0709).

**[00138]** In FIG. 24, the MemoryWeb Person Tag Data Blocks (0380) that are contained with a User Relationship Table are illustrated. For any person that is added within a user's account, various MemoryWeb Person Tag Data Blocks are stored including: Person Name (0395), Nickname (0381), Birthdate (0382), Date of Death (0383), Biography (0384), Mother (0385), Father (0386), Brother(s) (0387), Sister(s) (0388), Daughter(s) (0389), Son(s) (0390), Spouse(s) (0391), Facial Recognition (0392), FacebookID (0393), Pets (0394), and other data blocks that will be added in the future as the Application grows (0396). These data blocks are primarily used in the People Profile Application View as illustrated in FIG. 32 (indicator 1430). One embodiment within the MemoryWeb Person Tag Data Block contains the FacebookID (0393). As illustrated in FIG. 26 (indicator 0507), information from Third Party Media Providers will be exchanged within MemoryWeb and the user's FacebookID will be provided and stored within the MemoryWeb Person Tag Data Block. In addition, any of the User's contacts from Facebook will also be downloaded into the corresponding MemoryWeb Person Tag Data Blocks for any matching persons within the User's MemoryWeb account. The information from the Third Party Media Providers that are stored within MemoryWeb will be

used to provide “push notifications” to the user for various items such as when the user or any one of its contacts posts a photo to that Social Media venue.

**[00139]** As illustrated in FIG. 25, the Third Party Facial Recognition System (0400) is described in further detail. As photos are imported or uploaded into the Application, the systems will request thumbnail Digital Files (0404) from the User Relationship Table (0300). On a routine basis (e.g., daily), the system will retrieve all the thumbnails of Digital Files with unconfirmed faces (0403) and then send those Digital Files (0404) to the Third Party Recognition Provider (0401). The Third Party Facial Recognition Provider (0401) uses their algorithms to find location of eyes, nose, mouth and many other points for each face detected in the photo. They will also determine gender, check if the person is smiling, have eyes open, lips sealed or wearing glasses. The Third Party Facial Recognition Provider will use their algorithms to associate potential matches of faces for the user’s collection of photos. For each face, the system will send back attributes including gender (male, female), glasses (true, false), smiling (true, false), lips (sealed, parted), eyes, (open, closed), mood (happy, sad, angry, surprised, disgusted, scared, neutral), field in the response has two subfields: value (string) and confidence (integer). For each attribute, the Third Party Facial Recognition Provider will assign percentages of confidence (0% to 100%) for each attribute that can be used by the MemoryWeb Application to utilize.

**[00140]** The Third Party Facial Recognition Provider will then send the information relating to a person back to MemoryWeb (0405). The MemoryWeb Application parses the identified faces and corresponding Facial Recognition data for each Digital File (0406). The system will interact with the User Relationship Table and determine if the face is an existing (i.e., “trained”) face in MemoryWeb where there is a Face ID in the User Relationship Table (0407). If not, the system generates a facial recognition record for unknown person and then sends information to MemoryWeb Person Tag (Data Blocks) in User Relationship Table (0410). If yes, the system will then determine if the face is above the system’s thresholds for confirming a face is a specific person in the user’s MemoryWeb system (0408). If no, system generates virtual unconfirmed facial recognition record for person and then sends information to MemoryWeb Person Tag (Data Blocks) in User Relationship Table (0411). If yes, the system records and associates specific face for Digital File with a MemoryWeb Person ID and sends to MemoryWeb Person Tag (Data Blocks) in User Relationship Table (0409).

**[00141]** Typically, the ability to confirm and deny facial recognition matches will be within the People Profile Application View as illustrated in FIG. 32 within the facial recognitions area (indicator 1442). The system will also have other facial resonations area where the user can confirm or deny the suggested facial recognitions of a person for a Digital File. When the user denies the suggested facial recognition, the system dis-associates potential person match Tag, search's the user's collection for other potential matches, and then sends information to Tag Data Block of Relationship Table for the Digital File. If the user accepts the suggested facial recognition, the system sends this facial recognition tag confirmation to the User Relationship Table for the Digital File. Once a confirmation is made, the newly associated Digital File will have that confirmed person Application Dot-Tag associated to that Digital File for all Application Views. Each time an accepted or denied facial recognition is made for a specific person, the specific data points used for facial recognition is improved and sent to the Third Party Facial Recognition Provider for more accurate confirmations of that person during the next run for that person.

**[00142]** As illustrated in FIG. 26, the Third Party Media System (Data Exchange) (0500) is described in further detail. There are numerous types of third party media systems that are contemplated for MemoryWeb including social network providers (e.g., Facebook, Twitter, and LinkedIn) and other photo sites (e.g., Flickr and Picasa). In addition, it is contemplated for the ability to print Digital Files from MemoryWeb using third party print providers such as Walgreens or Shutterfly. Further contemplated solutions might be from digital file warehouses such as Dropbox and box.net. All of the Third Party Media Systems will interact with MemoryWeb using the same system that is described within FIG. 26. The Third Party Social Media System starts when the user initiates sharing of their information with Third Party Media Provider with MemoryWeb (0502). When this is initiated, the system will send registration information (0503) to the Third Party Media Provider (0501). Once received, the Third Party Media Provider will send back a confirmation with the Third Party Social Media ID (0504) and then the system will send the information (0505) to the User Settings Table (0390) within the User Relationship Table (0300). The system will then send daily requests from the User Relationship Table for contact names and IDs (0506) to the Social Media Provider (0506). If there are new contact names that are not part of the user's current people, the system will receive new contact names and IDs from the Social Media Provider (0501). The user will have the

ability to confirm or deny matches (0508) with their contacts within MemoryWeb. If there is a match, the system will associate the existing person within MemoryWeb to the same ID of the person within the Third Party Social Media platform (0509) and then send this to the User Relationship Table. If there is not a match, the system will add this additional contact as a new person and send (0510) this to the User Relationship Table. If the user wants to share or print Digital Files from MemoryWeb, they can do this with the Share to Third Party Media Provider System (1000) that is further detailed within FIG. 46.

**[00143]** In FIG. 27, the MemoryWeb User Settings Table is illustrated. As illustrated in the User Settings Table (1900), various data blocks of information is stored including the User's Name (1901), Payment ID (1902) that is used with third party payment providers, Password (1903), Account Type (1904) (i.e., free or paid account), User's email (1905), Language preference (1906), Date format preference (1907), Email notification (1908) preferences, the ability to share Contacts (with third Party Social Media) (1909), Facebook ID (1910), API Token (1911), Payment Date (1912) and other settings that will evolve as the Application grows (1913).

**[00144]** In FIG. 28, the Application Digital Tag Organizer System (0600) is illustrated. Within various Application Views the user can select, add, delete and edit MemoryWeb Tags for such areas as people, date, location, collections, star rankings, and recipes. An illustration of an Uploads Application View where MemoryWeb Tags for a Digital File can be selected, added, deleted, or edited is illustrated in FIG. 35. The Application Digital Tag Organizer System begins when the user selects one or more Digital Files in MemoryWeb (0601). The system then sends a request to the User Relationship Table for the specific Digital File (0602). The system then retrieves the Digital File and the Digital File Tag Data Blocks (0603) from the User Relationship Table (0300). Next, the system will display the Digital File and the corresponding Digital File Tag Data Blocks in the form of Application Dot-Tags (0604). An example of how the system can illustrate a Digital File with the corresponding Application Dot-Tags is in FIG. 31 (indicators 0780, 0765, 0766, 0768, 0770, and 0771).

**[00145]** If the user selects an Application Dot-Tag (0605), the system will utilize the Continuous Link of Application Dot-Tags System (0700) to produce the results of that Application Dot-Tag within one of the Application Views that is later illustrated in FIG. 30.

**[00146]** If the user selects add for a MemoryWeb Tag (0606), the user can add a new MemoryWeb Tag. When the user begins to type in text to add a tag, the system will produce suggestions on matching MemoryWeb Tags or the option to add a new tag (0607). If a matching tag is selected (0608), the system associates the new MemoryWeb tag to the Tag Block of the Relationship Table for the Digital File (0610). Alternatively, if the tag does not exist the user can create a new MemoryWeb Tag (0609) and then the system associates the new MemoryWeb tag to the Tag Block of the Relationship Table for the Digital File (0611).

**[00147]** If the user selects edit for a MemoryWeb Application Dot-Tag (0612), the user can add information text to edit the MemoryWeb Tag and the system will produce suggestions or matching MemoryWeb tags or the option to add a new tag (0613). If there is a match within the user's system, the matching MemoryWeb Tag will appear and the user can select the MemoryWeb Tag (0614). Once the matching tag is selected, the system associates the new MemoryWeb tag to the Tag Block of the Relationship Table for the Digital File (0616). Alternatively, the user can create a new MemoryWeb Tag (0615) and then the system associates the new MemoryWeb tag to the Tag Block of the Relationship Table for the Digital File (0617). If the user selects delete for a MemoryWeb Application Dot-Tag (0618), the system deletes the association of MemoryWeb tag to Tag Data Block of Relationship Table for Digital File (0619).

**[00148]** In FIG. 29, the Application Dot-Tag Shape and Content is illustrated (0650). MemoryWeb Tags are illustrated as Application Dot-Tags within the Application to help the user organize their Digital Files with key components of related information such as people, date of file, location, collection, star ranking, and recipe. The MemoryWeb Application Dot-Tag is more than just text (as traditional tagging systems) because Memory-Web Application Dot-Tags act as mini search engines that allow the user to see how many matching files there are to that MemoryWeb Tag and if selected will take the user to the corresponding Application View to illustrate the linked search results of that Application Dot-Tag (as illustrated in FIG. 30). In essence, the Application Dot-Tags operate as mini search engines for the user's Digital Tags.

**[00149]** The structure of an Application Dot-Tag (0650) can take on an solid-line enclosed shape of a pill, dot or similar depiction (0651) and within the shape the name of the MemoryWeb Tag is displayed (0653) along with the number of Digital Files (0652) that are also associated with that same MemoryWeb Tag. FIG. 29 further illustrates more examples of the Application Dot-Tags. If the number of Digital Files associated with a specific MemoryWeb



Tag is less than a certain number (e.g., 1000), the actual number of Digital Files associated with that MemoryWeb Tag is displayed. In FIG. 29, this is illustrated with an Application Dot-Tag that has 453 files that are associated with the location of Cologne, Germany (0654). However, if the number of Digital Files associated with a specific MemoryWeb tag are greater than the character length, a greater sign along with a number sequence that is less than the total number of associated Digital Files will be displayed (0655). In FIG. 29, this is illustrated with an Application Dot-Tag that has “>999” (0657) as the number of Digital Files with the exact same MemoryWeb Tag and if the name of the MemoryWeb tag is longer than the text sequence, only a portion of the MemoryWeb tag will be displayed along with an ellipse as illustrated with “Holiday Photos from...” (0658). Finally, the Application Dot-Tag may be illustrated with a dotted or similar distinction (as opposed to a solid line) to help indicate a partial relationship (0656). In the illustration in FIG. 29, the dotted line is to indicate that only some of the selected Digital Files have the MemoryWeb Tag of Frank Smith.

**[00150]** In FIG. 30, the Continuous Link of Dot Tag System is illustrated (0700). When a user selects an Application Dot-Tag, it will take them to the corresponding Application View that relates to the type of MemoryWeb Tag. The Continuous Link of Application Dot-Tag System begins when a user selects an Application Dot-Tag (0701).

**[00151]** If the Application Dot-Tag is a Person (0702), the system will send a request to display the requested information (0708) to the User Relationship Table (0300). A sample illustration of how a user can select a person Application Dot-Tag is in FIG. 31 (indicator 0764). For a person tag, the system receives data for that person from the User Relationship Table and displays the relationship data in a People Profile View (0709). A sample illustration of a selected Person Application Dot-Tag is in FIG. 32 (indicator 1430).

**[00152]** If the Application Dot-Tag is a Collection (0703), the system will send a request to display the requested information (0708) to the User Relationship Table (0300). A sample illustration of a collection Application Dot-Tag that can be selected is in FIG. 31 (indicator 0781). For a collection tag, the system receives data for that collection from the User Relationship Table and displays the relationship data in a Collection View (0710). A sample illustration of a selected Collection Application Dot-Tag within a Collection View is in FIG. 33 (indicator 1530).

**[00153]** If the Application Dot-Tag is a Location (0704), the system will send a request to display the requested information (0708) to the User Relationship Table (0300). A sample illustration of a location Application Dot-Tag that can be selected is in FIG. 31 (indicator 0768). For a location tag, the system receives data for that location from the User Relationship Table and displays the relationship data in a Location View (0711). A sample illustration of a selected Location Application Dot-Tag within a Location View is in FIG. 34 (indicator 1630).

**[00154]** If the Application Dot-Tag is a Date (0705), the system will send a request to display the requested information (0708) to the User Relationship Table (0300). A sample illustration of a date Application Dot-Tag that can be selected is in FIG. 31 (indicator 0766). For a date tag, the system receives data for that date from the User Relationship Table and displays the relationship data in Uploads View with that date filtered (0712). A sample illustration of a selected Date Application Dot-Tag within Uploads View is in FIG. 40 (indicator 0861).

**[00155]** If the Application Dot-Tag is a Recipe (0706), the system will send a request to display the requested information (0708) to the User Relationship Table (0300). For a recipe tag, the system receives data for that recipe from the User Relationship Table and displays the relationship data in a Recipe View with that date filtered (0713). A sample illustration of a selected Date Application Dot-Tag within Recipe View is in FIG. 36 (indicator 1800).

**[00156]** The Application is contemplated to have additional types of Application Dot-Tags (0707) in the future including Family Trees, Timespan, etc. and each of these MemoryWeb Tags will go through the same continuous link of Application Dot-Tag process. For an additional type of Application Dot-Tag, the system will receive data from the User Relationship Table and displays the relationship data in the corresponding view for that type of Application Dot-Tag (0714).

**[00157]** If within any of the Application Views the user selects a Digital File (0715), the Digital File is then displayed in a Slideshow View (0716) where the user can again select an Application Dot-Tag (0701) and start the continuous link of Application Dot-Tag functionality over again. Also within an Application View, if the user selects another Application Dot-Tag (0717), the entire continuous link of Application Dot-Tag functionality begins again and sends the request back to ask if the newly selected Application Dot-Tag is a person (0702).

**[00158]** In FIG. 31, the Slideshow view of a Digital File, Application Dot-Tags, and comments are illustrated (0750). When viewing a Digital File or group of Digital Files within

the Slideshow Application View (0750), the selected Digital File is displayed in the center of the screen (0754). If the user wants to export this photo with all the associated MemoryWeb Tags, they can select export (0751) which will initiate the Application Export System as illustrated in FIG. 49. If the user wants to see the Digital File that is one file before the selected Digital File, they select the left arrow (0752) or they can select the right arrow (0753) to display the next photo in the sequence. Below the Digital File, the comments (0755) that are specific to that Digital file are depicted. If the user wants to edit the comments, they select edit (0756). If the user would like to see a moving slideshow of all the photos that are part of the group of Digital Files, they can select on the play sign (0757) or simply click the specific thumbnail of a Digital File (0758) to be displayed. The user can also have the slideshow in a full screen slideshow by selecting the full screen icon (0759). If the user wants to share the individual Digital file via email, they can select the mail icon (0760) or share it through a third party median provider, in this case Facebook (0761). A more detailed description on how the share functionality works is in FIG. 46 (indicator 1000).

**[00159]** In FIG. 31, each Application Dot-Tag that is associated with a Digital File is illustrated to the right of the Digital File under each major MemoryWeb Tag area. For this example, the People area (0763) has Application Dot-Tags of Jackson Smith (0780) and JC Smith (0764) associated with the selected Digital File. In the Dates area (0765), the Application Dot-Tag of August 28, 2013 (0766) is associated with the selected Digital File. In the Locations Area (0767), the Application Dot-Tag of Abe Lincoln Elementary School (0768) in the location associated with the selected Digital File. In the Collections Area (0769), the Application Dot-Tags of First Day of School (0770) and Jackson and JC Photos 2013 (0771) are associated with the selected Digital File. The Star Rankings Area (0782) shows that four out of five stars (0773) was selected for this Digital File. If the Digital File is associated with a Recipe (0774) the Application Dot-Tag would be illustrated in this area. The Media Type area indicates that this is a Memento (0776). If the user wants to delete this Digital File from the Application, they can select the Delete Item function (0779). If the user wants to edit the Application Dot-Tags, they can select the edit icon (0762) and all the MemoryWeb Tag areas will be in edit mode as later illustrated in FIG. 35. Finally, any original Digital File detail (e.g., file name, camera specifications, etc.) is illustrated (0778).

**[00160]** In FIG. 32, both of the People Application Views are illustrated. The first People Application View (1400) is used to display all the people that were created within the user's Application. This view can be seen by selecting "People" (1401) from any of the Application Views within the Application. The people can be listed in various sort orders through a drop-down (1402) such as: Newest to Oldest (added), Oldest to Newest (added), Alphabetical (A-Z), Alphabetical (Z-A), etc. Additional sorts are contemplated such as age sort. For each person, a thumbnail of their face along with their name is depicted. In this figure, Jon Smith (1403) and JC Jon Smith (1404) along with some other people are illustrated. Also, the user can determine if they want to have 20, 50 or 100 people shown at one time (1405) by selecting the corresponding number box. At the top of every Application View within the Application, the user can select Fast Search (1450) that is further described in FIG. 44. Also at the top of every Application View within the Application, the user can select Apply Filters (1451) that is further described in FIGs. 37 – 43.

**[00161]** In the second People Application View within FIG. 32, a single people profile (1430) is illustrated. The individual's name is displayed at the top of the page (1431) along with their Nicknames (1433), when they were Born (1434), who their parents are (1435), Siblings (1436), Children (1437), and the person's Biography (1438). The Person Profile Photo of that individual is illustrated (1439) and if the user wants to change the profile photo, they can change by selecting change profile photo (1440). For each person, the system can allow the user to quickly see all the tags that are associated to a person. In this example, the system illustrates that there are four photos (1452) associated with that person and will also illustrate thumbnails of each of the four photos (1446). These thumbnails can be selected and then the user will be taken to the slideshow view for that Digital File. If the user selects Collections (1441), all of the collections that the person has been tagged within will be displayed. If the user selects Facial Recognitions (1442), all the faces that are confirmed or need to be confirmed are displayed. This is the area where the user can select to confirm or deny a suggested facial recognition through the Third Party Facial Recognition System that is illustrated in FIG. 25. If the user selects Locations (1443), all of the Locations that the specific person has been tagged within will be displayed. If the user selects Family Relationships (1444), the seven people that the user is associated with will be displayed in a family chart or tree. If the user selects Recipe (1445), all the recipe's that the user has been tagged within will be displayed. If the user wants to edit any

details within the individual people profile, they can select edit (1447) and all the fields will allow the ability to edit the details. If the user selects any of the Application Dot-Tags such as the individuals mother Jane Smith (Doe) (1449), the application will utilize the Continuous Link of Application Dot-Tag System (see FIG. 30) and take the user to an individual people profile view of Jane Smith (Doe). If the user selects View all People (1432), the Application will go back to the multiple People View (1400).

**[00162]** In FIG. 33, both of the Collection Application Views are illustrated. The first Collection Application View is used to display all the collections that were created within the user's Application (1500). This view can be seen by selecting "Collections" (1501) from any of the Application Views within the Application. The collections can be listed in various sort orders through a drop-down (1502) such as: Newest to Oldest (added), Oldest to Newest (added), Alphabetical (A-Z), Alphabetical (Z-A), etc. For each collection, a thumbnail of a Digital File from that collection depicted. In this figure, Smith Family Photos (1503), Europe Trip (1504), First Day of School (1505), Jackson and JC Photos 2013 (1506), and Baseball Games (1507) is illustrated. At the top of every Application View within the Application, the user can select Fast Search that is further described in FIG. 44. Also at the top of every Application View within the Application, the user can select Apply Filters that is further described in FIGs. 37 – 43.

**[00163]** In the second Collections Application View within FIG. 33, a single collection (1530) is illustrated. The individual collection name is displayed at the top of the page (1532). Thumbnails of each Digital File within the specific collections are illustrated. In this example, the system shows photos (1533) associated with the Smith Family Photos Collection. If the user wants to edit any Digital Files within the collection, they can select edit (1535) and then the user can add or delete any Digital Files as well as set the cover photo for a collection. If the user wants to share this collection (1534), they can select a method to share and this will take the user through the Share to Third Party Media Provider System illustrated later in FIG. 46. If the user selects View all Collections (1531), the Application will go back to the multiple Collection View (1500).

**[00164]** In FIG. 34, both of the Location Application Views are illustrated. The first Location Application View is used to display all the locations that were created within the user's Application (1600). This view can be seen by selecting "Locations" (1605) from any of the Application Views within the Application. The locations can be listed in various sort orders

though a drop-down (1606) such as: Newest to Oldest (added), Oldest to Newest (added), Alphabetical (A-Z), Alphabetical (Z-A), etc. For each location, a thumbnail of a Digital File from that location depicted. In this figure, Wrigley Field (1601), Abe Lincoln Elementary School (1602), Home Sweet Home (1603), and Stonehenge (1604) is illustrated. What is also contemplated instead of a Digital File from that location is that a zoomed in image of a map from the specific location using the Third Party Geographical Mapping System later depicted in FIG. 47. At the top of every Application View within the Application, the user can select Fast Search that is further described in FIG. 44. Also at the top of every Application View within the Application, the user can select Apply Filters that is further described in FIGs. 37 – 43.

**[00165]** In the second Locations Application View within FIG. 34, a single location (1630) is illustrated. The individual location name is displayed at the top of the page (1632). Thumbnails of each Digital File within the specific collections are illustrated. In this example, the system illustrates a one photo (1633) taken at Wrigley Field (1634) that is associated with the location called Wrigley Field. If the user wants to edit any Digital Files within the collection, they can select edit (1637) and then the user can add or delete any Digital Files. If the user wants to share the Digital Files associated with this location (1636), they can select a method to share and this will take the user through the Share to Third Party Media Provider System illustrated later in FIG. 46. If the user selects View all Collections (1631), the Application will go back to the multiple Collection View (1600). As part of the individual Location View, an interactive map displaying a zoomed-in image of the specific location is displayed (1635).

**[00166]** In FIG. 35, the Uploads Application View and how it uses the Application Digital Tag Organizer System is illustrated (1700). Similar to the concept of writing certain information “on the back of a photo,” the system’s digital tagging system (also called Application Digital Tag Organizer) allows a user to select large amounts of Digital Files and add Digital Tags that can characterize and document the digital file(s). Digital Files can be individually or group organized at the same time for many tags including, but not limited to, a person’s name, family relationships of the subjects to the user and between each other (e.g., mother/father), location, date, album, comments, document type (e.g., birth certificate, poetry), recipe, ranking or rating, and sharing rights. One or more Digital Files can be selected at the same time and displayed with an overlaid check mark when activated (1705 and 1710) and then Digital Tags can be assigned to a single file at a time or to a plurality of files at once. For

example, if a user wishes to assign the tag “grandma” to 100 photos at once, the system provides a way for a user to select all 100 photos (1713) and enter the tag only once. In addition, the system does include an indicator that appears when a user hovers over the Digital File providing all the relevant Digital Tags associated with that specific Digital File (1737) and in this example it shows the caption of “Family Smith finally sees Stonehenge,” that four People are tagged to this photo, one collection is tagged to this photo, there are zero people recognized through Facial Recognition, and the date of this photo is from December 21, 2013. If the user wants to delete a single photo from uploads, they can click on the “x” (1735) that is displayed when the user hovers over the Digital File thumbnail. When there are multiple Digital Files, the user can determine how many images are displayed at one time in the Items Per Page Buttons (1738) that include such numbers at 20, 50 and 100 on the page at the same time. When there is are more Digital Files that items per page, they are automatically grouped by pages and a Page Button (1739) can be selected to see the next set of Digital Files.

**[00167]** In the Uploads Location View, Digital Files can be directly uploaded to the Application by selecting Upload Files (1701) and the user will have the option to select the specific Digital Files to be uploaded from their Storage System. Users also have the option to install the MemoryWeb Download Application that can be installed on either a Microsoft or MAC computer that will automatically upload and sync photos to and from the users Storage System to the MemoryWeb Application. Also displayed is the amount of space being used by the user within the Application (1702). Uploads of Digital Files can be listed in various sort orders through a drop-down (1703) such as: Newest to Oldest (added), Oldest to Newest (added), Alphabetical (A-Z), Alphabetical (Z-A), etc. In addition, the Digital Files can be sorted by File Batch Name (A-Z) or File Batch Name (Z-A). In FIG. 35, the sort of File Batch Name (A-Z) is selected (1703) and this provides three groups of Digital Files with the names File Folder C:/2013/Family Fun (1704), File Folder C:/2013/General (1706), and of File Folder C:/2013/First Day of School (1709). The File Batch Name is created when Digital Files are uploaded to the Application. The File Batch Name allows the user to see the file directory of how they had their Digital Files stored from another Storage System (e.g., on their computer hard drive) that allows for easier organization within the MemoryWeb Application. For example, in the sort of File Folder C:/2013/General (1706), two digital files (1707 and 1708) are illustrated that came from the exact same file folder path of the Users Storage system upon upload. At the

top of every Application View within the Application, the user can select Fast Search that is further described in FIG. 44. Also at the top of every Application View within the Application, the user can select Apply Filters that is further described in FIGs. 37 – 43.

**[00168]** On the right side of FIG. 35, the associated Application Dot-Tags along with the ability to organize one or more Digital Files at the same time is illustrated. At the top of the screen, it shows how two Digital Files are selected (1712) that correspond to the selected (checked) Digital Files (1705 and 1710). Below this area illustrates all the Application Dot-Tags that are associated with the two selected Digital Files. The user has the option to select all (1713) the Digital Files being viewed in the Uploads View as well as selecting none (1714). By selecting all, the user can administer Application Dot-Tags to all the selected Digital Files at the same time. If the user wants to delete Digital Files, they can select the Digital Files to be deleted and then select the Delete Selection (1715) option.

**[00169]** In FIG. 35, each Application Dot-Tag that is associated with the selected Digital File(s) is illustrated. For this example, the People area (1716) has Application Dot-Tags of Jackson Smith (1734), Jane Smith (1733), Jon Smith (1731, and JC Smith (1717) that are associated with the two selected Digital Files (1710 and 1705). If the user wants to add a person to all the selected Digital Files, they can click on “+Add People” (1718) that will display a pop-up where the user can search for an existing person within the user’s existing people within the Application or add a new person to the user’s group of people within the Application. It is contemplated to have a Facial Recognition suggestions appear in this area of the Application that will allow users to confirm or deny a recognized person to a specific Digital File. However, the current version of the People area is useful for situations where a face is not recognized, but the user desires to tag a person to a Digital File, they can manually assign a Person Application Dot-Tag to that Digital File for an existing person (e.g., if the person’s back is turned, it is a document that contains that person, a piece of art created by that person, etc.).

**[00170]** In the Dates area (1719), the organize functionality for assigning a Digital Tag of a date within the Digital File(s) is illustrated. Upon upload, the date when the Digital File was created is automatically read by the Application and illustrated as an Application Dot-Tag (1720 and 1730). As illustrated in the Dates area, the Application Dot-Tags of July 4, 2013 (1720) and August 28, 2013 (1730) are illustrated as they correspond to the dates that are associated with each of the selected Digital Files. If the user wants to change the date for all the selected Digital



Files, they can click on “+Add/Edit Date” (1721) that will display a pop-up where the user can add a new date for the selected digital files within the Application. This is a very useful feature when an incorrect date is assigned to a digital file (e.g., if a photo from October 31, 1951 was digitized on December 31, 2012, the digitized dates would show as an Application Dot-Tag that the user can change in this section to the correct date of October 31, 1951).

**[00171]** In the Locations area (1722), the organize functionality for assigning Digital Tags of locations within the Digital File(s) is illustrated. Upon upload, the GPS location of where the Digital File was created (if applicable) is automatically read by the Application and illustrated as an Application Dot-Tag for locations of the selected files. In the locations area, the Application Dot-Tags of Abe Lincoln Elementary School (1723) and Wrigley Field (1735) are illustrated as they correspond to the locations that are associated with each of the selected Digital Files. If the user wants to change the location for all the selected Digital Files, they can click on “+Add/Edit location” (1724) that will display a pop-up where the user can search for an existing location within the user’s existing locations within the Application or add a new location to the user’s group of locations within the Application. Another added function to assign a location to the selected Digital Files is to use Search with Map (1732) that utilizes the Application’s Third Party Geographical Mapping System that is further illustrated in FIG. 47 that allows the user to type in any relevant information (e.g., location name, address, state, etc.) and then the Application will search and pinpoint that location on a map.

**[00172]** In the Collections Area (1725), the organize functionality for assigning Digital Tags of albums within the Digital File(s) is illustrated. Digital Files can be associated to multiple albums. As illustrated in the Collections area, the Application Dot-Tags of First Day of School (1726), Jackson and JC Photos 2013 (1727), and Baseball Games (1728) are associated with the Collections for the selected Digital Files. If the user wants to add a Collection to all the selected Digital Files, they can click on “+Add/Create Collection” (1729) that will display a pop-up where the user can search for an existing Collection within the user’s existing Collections within the Application or add a new Collection to the user’s group of Collections within the Application.

**[00173]** Within the Uploads View, the ability to perform similar tagging of Star Rankings, Recipes, Family Relationships, and Media Types / Document Type are also contemplated as part of the Application Digital Tag Organizer System. For Star Rankings, it is

contemplated to assign MemoryWeb Tags of star rankings within the Digital File(s). Upon upload, if the star ranking is already contained within the Digital File, it is automatically read by the Application and illustrated as an Application Dot-Tag. The user can select one or more Digital Files and then apply a star ranking between 1 and 5 in the Uploads Application View. For Recipes, it is contemplated to assign MemoryWeb Tags of Recipes to Digital File(s). The user can select one or more Digital Files and then type within the “Recipe” search bar to either add a new recipe or associate the Digital File(s) to an existing recipe. Digital Files can be associated to multiple recipes. For Media Type / Document Type, the user can choose from a list of common document types (e.g., Birth Certificate, Death Certificate, Marriage Certificate, etc.) can be utilized for common document type associations. Once a document type is assigned to one or more Digital Files, the document type appears within an Application Dot-Tag. Digital Files can be associated to multiple document types.

[00174] In FIG. 36, an individual recipe view (1800) allows one to see all the information that is associated with a specific recipe. The name of the specific recipe is displayed at the top of the page (1801) and the People Profile picture of the “chef” associated with the recipe is illustrated (1804). If no chef is assigned, the user can select the “+add/edit chef” (1803) to either choose an existing person from the user’s People in the Application or add a new person.

[00175] The view of various Digital Files within the recipe (1808) along with scrolling through the Digital Files using the arrow icons (1814 and 1815), the ability to share this recipe with others by selecting the sharing icon (1812), As the Digital Files are selected on using the film strip on the bottom, a larger thumbnail illustrating the Digital File is shown (1807). The recipe view also allows you to choose a chef for the recipe from the people within the user’s Application. When a chef is selected, the profile picture (1804) of the person along with their name as an Application Dot-Tag (1816) is displayed. For each recipe, the user can insert the ingredients (1809), directions (1810), and comments (1811). Each of these areas can be edited by selecting the edit button (1813). Another contemplated feature allows the user to apply star rankings for the recipe as well as categorize they type of recipe (e.g., appetizer, entrée, etc.). It is further contemplated that the Digital Files within the individual recipe view may also include videos where they can be watched showing the chef making the recipe. It is also contemplated that the recipes will be interactive with external sources (e.g., the Food Network) so that recipes

can be shared or imported with the Application and that visitors to the account will be able to post/share comments about the recipe. It is further contemplated that the user can print the recipe using a print icon.

**[00176]** In FIG. 37, the Advanced Filters System is illustrated (0800). This feature allows the user to narrow the Digital Files being viewed within the Application Views by searching the user's entire collection of MemoryWeb Tags within the Application and then displaying the filtered information in one of the Application Views. Advanced Filters System can be filtered by such items as key words (or plurality of key words), event names, location, people, albums, star rating, file type, document type, and dates. A user may filter based on more than one criterion at a time. To help users quickly identify Digital Files that may still need to be organized, the advanced search filter also allows users to isolate files that have no date, no location, no people, no specific date/range, and no upload date information or are lacking any other tag. The Advanced Search Filter can be used within many of the views the Application to narrow the set of Digital Files being viewed. For example, you can use the Advanced Filter Button to only show the map view of locations a specific person has traveled in their lifetime.

**[00177]** When a user selects the "Advanced Filters" from almost any Application View (0801) (the button can be seen in FIGs. 32, 33, 34, 35, and 36), a pop-up will appear that allows the user to type in text into the text box (0802). As the user is typing, the system sends a request (0803) to the User Relationship Table (0300) to look up any possible MemoryWeb Tag matches. The system will then produce the request (0804) and illustrate the potential matches of the filters to the user (0805). As the user types in another letter, the process of sending a request (0803) to the User Relationship Table (0300), producing results (0804) and producing a new set of results (0805) is re-run. If the user selects one of the suggested MemoryWeb tags (0806) and then selects to apply this filter (0807), the system will send this request to the User Relationship Table (0300). This portion of the Advanced Filter System is further illustrated in FIG. 38.

**[00178]** If the Advanced Filter System is applied within the Uploads View, the system retrieves data for the applied filter(s) from the User's Relationship Table and displays the relationship data (0809). An example of this output is later illustrated in FIG. 39 (indicator 0850).

**[00179]** If the Advanced Filter System is applied within the Collections View, the system retrieves data for the applied filter(s) from the User's Relationship Table and displays the

relationship data (0810). An example of this output is later illustrated in FIG. 39 (indicator 0852).

**[00180]** If the Advanced Filter System is applied within the Locations View, the system retrieves data for the applied filter(s) from the User's Relationship Table and displays the relationship data (0811). An example of this output is later illustrated in FIG. 40 (indicator 0856).

**[00181]** If the Advanced Filter System is applied within the People View, the system retrieves data for the applied filter(s) from the User's Relationship Table and displays the relationship data (0814). An example of this output is later illustrated in FIG. 39 (indicator 0854).

**[00182]** If the Advanced Filter System is applied within other contemplated views within the Application such as Recipe, Family Trees, Timespan, etc. the system retrieves data for the applied filter(s) from the User's Relationship Table and displays the relationship data (0812).

**[00183]** If the user decides to add an additional filter (0813), the process is repeated when the user selects "Advanced Filter" (0801) while the pre-existing filters are still applied. An example of this process is later illustrated in FIG. 42 and FIG. 43. If the user selects an Application Dot-Tag, then the continuous Link of Application Dot-Tags System is engaged as illustrated in FIG. 30 (0700).

**[00184]** In FIG. 38, the process of the Adding the First Application Dot-Tag using the Advanced Filter is illustrated. This is a visual depiction of the process that was illustrated in FIG. 37. In Stage 1 (0830), the user selects "Apply Filters." This takes the user to Stage 2 where the Application generates the Apply Multiple Filters box (0831). The user can then type in the alphanumeric text search criteria within the Advanced Filters text box (0838). In this example, the word "Smith" was typed within the text box. As the alphanumeric text is typed within the text box, the application automatically generates the available filters (0836) that meet the criteria. In this example, the user selects the Application Dot-Tag of a person named JC Smith (0832). In Stage 3, "Apply" is selected and then the application lists the Application Dot-Tag of a Person named JC Smith as a current active filter (0837). This filter will then be applied to each Application view that is further illustrated in FIGs. 39 through 41. If the user wants to clear all the filters, they can select "clear filters" (0839).

**[00185]** In FIG. 39, an illustration of the results for a Single Application Dot-Tag Filter for each Application view is depicted. If the Advanced Filter is applied in the Uploads Application View (0850), the filter of “JC Smith” (0851) is illustrated and only the Digital Files that contain the person JC Smith are illustrated. If the Advanced Filter is applied in the Collections Application View (0852), the filter of “JC Smith” (0853) is illustrated and only the Collections that contain the person JC Smith are illustrated. If the Advanced Filter is applied in the People Application View (0854), the filter of “JC Smith” (0855) is illustrated and only the person named JC Smith is illustrated.

**[00186]** In FIG. 40, an illustration of the results for a Single Application Dot-Tag Filter for a date within the Uploads Application View is depicted (0860). If the Advanced Filter is applied using a date filter within the Uploads Application View (0861), the filter date of “2013-07-04” (0876) is illustrated and only the Digital Files that contain that date are illustrated.

**[00187]** In FIG. 41, an illustration of the results for a Single Application Dot-Tag Filter in the Location Application View is depicted (0870). Within the Location Application View the Digital Files are displayed within an interactive map (Google map shown as an example). The Location View can also provide additional outputs such as a journey route that identifies the specific locations for an event or trip that can be customized by users. In this view, individual or groups of Digital Files are illustrated as photo thumbnails (see indicators 0874 and 0875) on the map and the user can select the thumbnail to see all the Digital Files with the same location (as seen FIG 34 (indicator 1630)) or the user can use the interactive map and narrow the map view by either using the zoom in / zoom out bar (0876) on the left or simply selecting the map. Note that the pinned locations include a thumbnail of the Digital File (or Collection cover) and the number of Digital Files for that location.

**[00188]** If the Advanced Filter is applied in the Locations Application View, the filter of “JC Smith” (0872) is illustrated and only the Digital Files that contain the person JC Smith are illustrated with their geographic location on the map. The user can select to clear this filter (0873) or see this Advanced Filter with the view of locations as a list (0871). In FIG. 41, there are two illustrated on the map (0874 and 0875).

**[00189]** In FIG. 42, the process of the Adding another Application Dot-Tag using the Advanced Filter is illustrated. Continuing on the process that was illustrated in FIG. 38 where the first Application Dot-Tag filter of “Person: JC Smith” was applied, the ability to add a

second Application Dot-Tag if further illustrated in FIG. 42. As with FIG. 38, FIG. 42 is a visual depiction of the process that was illustrated in FIG. 37. In Stage 1 (0880), the user selects “Apply Filters.” This takes the user to Stage 2 where the Application generates the Apply Multiple Filters box (0881). The user can then type in the text search criteria for the second Advanced Filter within the Advanced Filters text box. In this example, the word “Abe” was typed within the text box. As the alphanumeric text is typed within the text box, the application automatically generates the available filters that meet the criteria. In this example, the user selects the Application Dot-Tag of a location named Abe Lincoln Elementary School (0882). In Stage 3 (0883), the application lists the Application Dot-Tags of both the Person named JC Smith (0884) as well as the location of Abe Lincoln Elementary School (0885) as part of the Current Active Filters. The user then selects “Apply” (0886) to see these filters illustrated in the Application Views. This filter will then be applied to each Application view as previously illustrated in FIGs. 39 through 41.

**[00190]** In FIG. 43, an illustration of the results for Adding Another Application Dot-Tag Filter in the Location Application View is depicted (0890). Continuing on the process that was illustrated in FIG. 42, in FIG. 43 (0890) the Application Dot-Tag filters of “Person: JC Smith” (0891) and “Location: Abe Lincoln Elementary School” (0892) are illustrated. There is one overlapping location that contains both filters for a Digital File that is illustrated on the map (0893).

**[00191]** In FIG. 44, the Fast Search System is illustrated (0900). Throughout the Application, groups or individual Digital Files can be searched quickly using the Fast Search bar that is at the top of each Application View. Once a key word or phrase is entered into this area, the user’s entire collection of Digital Tags within the Application that includes all the Digital tags are searched for potential matches. This feature allows the user to search their entire collection of MemoryWeb Tags within the Application and then displays the information grouped by people, collections, locations, documents, and recipes. The Fast Search System can be searched by such items as key words (or plurality of key words), event names, location, people, albums, star rating, file type, document type, and dates.

**[00192]** When a user selects the Fast Search bar from almost any Application View (0901), the user can type in alphanumeric text into the text box (0902). As the user is typing, the system sends a request (0903) to the User Relationship Table (0300) to look up any possible

MemoryWeb Tag matches. The system will then produce the request (0904) and illustrate the potential matches by category for the user (0905). As the user types in another letter, the process of sending a request (0903) to the User Relationship Table (0300), producing results (0904) and producing a new set of results (0905) is re-run. If the user selects one of the suggested MemoryWeb tags (0906), the system will send this request to the User Relationship Table (0300). This process is further illustrated in FIG. 45.

**[00193]** If the user selects a person Fast Search tag, the system retrieves data for the person from the User's Relationship Table and displays the relationship data (0907) in the Person Profile View as illustrated in FIG. 32 (indicator 1430).

**[00194]** If the user selects a collection Fast Search tag, the system retrieves data for the collection from the User's Relationship Table and displays the relationship data (0908) in the Collection View as illustrated in FIG. 33 (indicator (1530)).

**[00195]** If the user selects a location Fast Search tag, the system retrieves data for the location from the User's Relationship Table and displays the relationship data (0909) in the Location View as illustrated in FIG. 34 (indicator 1630).

**[00196]** If the user selects a date Fast Search tag, the system retrieves data for the date from the User's Relationship Table and displays the relationship data (0910) in the Uploads View as illustrated in FIG. 40 (indicator 1861).

**[00197]** If the Fast Search System is applied within other contemplated views within the Application such as Family Trees, Timespan, etc. the system retrieves data for the search from the User's Relationship Table and displays the relationship data (0911). As part of the contemplated search process is to also search comments related to a Digital File.

**[00198]** In FIG. 45, the process of using the Keyword Fast Search is illustrated. This is a visual depiction of the process that was illustrated in FIG. 44. In Stage 1 (0930), the user selects the Fast Search bar at the top of one of the Application Views. This takes the user to Stage 2 (0931) where the user can then type in the alphanumeric text search criteria within the Fast Search text box (0932). In this example, the word "Wrigley" was typed within the text box. As the alphanumeric text is typed within the text box, the application automatically generates the available MemoryWeb Tag results (0933) that meet the criteria. Note how the results are organized by various MemoryWeb Tag categories such as Person, Collection, Location, Recipe, and comments. In Stage 3 (0934), the user selects one of the results. In this example, the user

selects the location of Wrigley Field (0935). When the user selects a specific MemoryWeb Tag, it takes them to Stage 4 where the information related to that tag is displayed in the corresponding view as discussed within FIG. 44. For the example where the user selected the Location of Wrigley Field, the user was taken to the individual locations Application View where the location of Wrigley Field and the corresponding Digital Files are displayed (0936).

**[00199]** In FIG. 46, the Share to Third Party Media Provider System (1000) is illustrated. This feature allows the user to share Digital Files from MemoryWeb directly to a third party application. The process begins when the user selects to share a Digital File or collection of Digital Files within the MemoryWeb Application (1001). Examples of where the user can select share can be seen in FIG. 31 (indicator 0760), FIG. 33 (indicator 1534), FIG. 34 (indicator 1636), and FIG. 36 (indicator 1812). Once the request is made, the system requests the Digital File and Tag Data Blocks (1002) from the User Relationship Table (0300). The system then retrieves the Digital File from the User Relationship Table (1003). At the same time, the system will also retrieve the Digital Tags from the Relationship Table (1004). The system will then inject the tags to the corresponding EXIF Tag Data Blocks (1005). The mapping of the EXIF Tag Data Blocks and those of MemoryWeb Data Blocks is illustrated in FIG. 22. Note, for any tags that were modified within the MemoryWeb application, only the new tag information will be transferred into the EXIF Tag Data Blocks. The system then combines the EXIF Tag Data Blocks and embeds them within the Original Digital File (1006). The application then exports the Digital File with the new EXIF Tag Data Blocks using the Application Export System (1300) which then sends the Digital File outside the MemoryWeb Application to the Third Party Media Provider (0501).

**[00200]** In FIG. 47, the Third Party Geographical Mapping System is illustrated (1100). When Digital Files are imported into MemoryWeb, if there is any GPS data available from the EXIF Tags (See FIG. 22 (indicators 0330, 0331, 0332, and 0333)), the system will utilize this data and automatically create a MemoryWeb location tag within the Application (See FIG. 22 (indicators 0368, 0369, 0370 and 0371)). However, if the GPS coordinates were missing from a Digital File when it was imported into the Application (See FIG. 50 (indicators 1418 and 1419)), the user can add the Location (which the application will automatically add the associated GPS tags) to the Digital File using the Application Digital Tag Organization System (see FIG. 28). As locations are associated with a Digital File, the Application can interact with a



Third Party Geographical Mapping System to pull maps that correspond to the exact location of Digital Files that have a location tag (see FIG. 34 (indicator 1630 and FIG. 40, indicator 0875)). In addition, the Application utilizes a world map view to illustrate all the locations that are associated to one or more Digital Files for a user within the Location Application View (see FIG. 41 (indicator 0880)).

**[00201]** The Third Party Geographical Mapping System begins when a Location Application Dot Tag (1102) is selected (1104), the system will send a request (1105) to the User Relationship Table (0300). Examples of when Location Application Dot-Tags can be selected are illustrated in FIG. 31 (indicator 0768 and FIG. 35, indicators 1723 and 1735). In FIG. 47 if the Locations Application View is selected (1103), the system will send a request (1105) to the User Relationship Table. The Location Application View can be selected from almost any Application view as illustrated in FIG. 34(indicator 1605). When either a single location or the world map view is selected, the system will retrieve the data (1108) from the User Relationship Table (0300) and send a request (1106) to the Third Party Geographical Mapping Provider (1101) who generates the map request and then sends the information back to the system for the specific location (1107). At the same time, the Application Dot-Tags and Digital Files associated with the location or map request are retrieved and then sent (1109) to the Locations Application view. The system will combine the map information along with the Application Dot-Tags and Digital Files and display this information within the Location Application View (1100). Examples of a single Location Application View can be seen in FIG. 34 (indicator 1630) and FIG. 40 (indicator 0875), and an example of a world map view can be seen in FIG. 41 (indicator 0880).

**[00202]** In FIG. 48, the Share to Individual System is illustrated (1200). The Share to an individual person or a group of people starts when a user initiates share of a Digital File or a Collection of Digital Files (1201). Examples of where the user share functions are illustrates are in FIG. 31 (indicators 0760 and 0761), FIG. 33 (indicator 1534), FIG. 34 (indicator 1636), and FIG. 36 (indicator 1812). Next, the system requests the Digital File and Tag Data Blocks (1202) from the User Relationship Table (0300). They system will retrieve corresponding Digital File (or collection of Digital Files) (1203) from the User Relationship Table.

**[00203]** At the same time, the system will also retrieve the Digital Tags of the Digital File from the Relationship Table (1204). The system will then inject the tags to the

corresponding EXIF Tag Data Blocks (1206). The mapping of the EXIF Tag Data Blocks and those of MemoryWeb Data Blocks is illustrated in FIG. 22. Note, for any tags that were modified within the MemoryWeb application, only the new tag information will be transferred into the EXIF Tag Data Blocks. The system then combines the EXIF Tag Data Blocks and embeds them within the Original Digital File (1205). The application then exports the Digital File with the new EXIF Tag Data Blocks using the Application Export System (1300) which then sends the Digital File outside the MemoryWeb Application to an Individual or Group of People (1207).

**[00204]** In FIG. 49, the Application Export System is illustrated (1300). The Application Export System starts when a user selects the export of a Digital File within the application (1302) or has installed the MW Automatic Uploader/Downloader Application (1308). An example of where the user can select the export of a Digital file within the Application is FIG. 31 (indicator 0751). If the user has installed the MW Automatic Uploader/Downloader Application, the export functionality of the user's entire collection of Digital Files will be downloaded to the User's desired folder on their computer with the Digital Tags embedded within the Digital Files. If neither a user initiated download nor the MW Automatic Uploader/Downloader Application is not used, then the Application Export is not initiated (1309). For either a user initiated download or one using the MW Automatic Uploader/Downloader Application, the system requests the Digital File(s) and Tag Data Blocks (1303) from the User Relationship Table (0300). They system will retrieve corresponding Digital File (or collection of Digital Files) (1304) from the User Relationship Table. At the same time, the system will also retrieve the Digital Tags of the Digital File from the User Relationship Table (1305). The system will then inject the tags to the corresponding EXIF Tag Data Blocks (1306). The mapping of the EXIF Tag Data Blocks and those of MemoryWeb Data Blocks is illustrated in FIG. 22. Note, for any tags that were modified within the MemoryWeb application, only the new tag information will be transferred into the EXIF Tag Data Blocks. The system then combines the EXIF Tag Data Blocks and embeds them within the Original Digital File(s) (1307). The application then exports the Digital File(s) with the new EXIF Tag Data Blocks to the desired Storage System of the user (1301).

**[00205]** In FIG. 50, there are three charts for the Digital File Image File Directory Data Blocks of JPG Photo within Microsoft Before and After MemoryWeb. This Figure is

meant to demonstrate how the EXIF Tag Data Blocks for a Digital File (in this example a JPG file) prior to the use of MemoryWeb Application appear and then how these EXIF Tag Data Blocks are populated with Digital Tags upon export from the MemoryWeb Application.

**[00206]** The first chart illustrates common EXIF Tags (Data Blocks) (1401) and lists certain common the EXIfTool Family 1 Group names that are displayed in the file properties of a JPG file when using Microsoft Windows (these are the same EXIF Tag Blocks that were illustrated in FIG. 22 (indicator 1320)). In the second chart (1402), the Digital Tags associated with the original Digital File are displayed. In the third chart (1403), the updated Digital Tags for the same original Digital File once exported from the MemoryWeb Application is displayed.

**[00207]** In the second chart (1402), the original Digital File prior to import to the MemoryWeb Application did not have Digital Tags for data blocks such as Description Rating (1416), Description Comments (1417), GPS Latitude (1418), GPS Longitude (1419). Also in the second chart the Digital Tags for the data blocks of File Folder Path (1420) and File Date Created (1421) are illustrated.

**[00208]** In the third chart (1403), the original Digital File that was exported from the MemoryWeb Application now contains new or modified Digital Tags for certain data blocks. For example, a star rating of four out of five stars (1410) with the new MW Modified Digital File is now associated with the Description Rating (1404) where it was blank (1416) with the original file before using the MemoryWeb Application.

**[00209]** Another example is the listing of MemoryWeb Tags within the Description Comments data block (1411) as: CAPTION: Jackson and JC's first day at school!, PERSON: Jackson Smith, JC Smith, LOCATION NAME: Abe Lincoln Elementary School, COLLECTION: First Day of School, COLLECTION: Jackson and JC Photos 2013, DATE: 8/28/2013. All of these Digital Tags are now associated with the Description Comments (1405) where it was blank (1417) with the original file before using the MemoryWeb Application.

**[00210]** Also updated in the MW Modified Digital File are the GPS Latitude (1412) and GPS Longitude (1413) as Digital Tags that were assigned in the MemoryWeb Application using the location feature with the Application Digital Tag Organizer System. These tags now replace the blank tags (indicators 1418 and 1419) that were in the original file before using the MemoryWeb Application.

**[00211]** A final example is how the date was modified in the MemoryWeb Application where a new date of August 28, 2013 (1415) was assigned to the Digital File. This replaced the old date that was originally tagged with a date of November 1, 2013 (1421). In a typical Digital File, only the date and perhaps the GPS location if taken with certain newer photo device is pre-populated in a Digital File. For the example in FIG. 50, the Digital File may have been created or scanned on November 1, 2013, but with the MemoryWeb Application Digital Tag Organizer System the user was able to correctly assign the date the photo was taken and now this date is always part of the Digital File within the MemoryWeb Application, but also when the Digital File is exported from MemoryWeb.

**[00212]** A benefit of the Export System is that users can export a single Digital File or their entire set of Digital Files (using the MW Automatic Uploader/Downloader Application), with all the updated Digital Tags from the MemoryWeb Application embedded within the Digital File(s). This feature is unique as it will allow the users to back up their files to another source (e.g., external computer hard drive) or to transport it to another venue (e.g., another website that is used for viewing and/or sharing Digital Files such as a social media website) where it can be viewed with these Digital Tag attributes. This export feature can provide users with the advantage of never losing key data that was stored simply because the user chooses to move its Digital Files to a new digital system.

**[00213]** The application also contemplates the use of a Family Tree Application View where the individual people that have been created within the Application can be displayed with family relationships. This view can illustrate interactive family trees where one can see the family tree of an individual or family. Any family relationships created in the user's personal profile are already pre-populated by the Application for the Family Tree View. If a user selects on an individual within the family tree, it will take them to the people profile Application View of that person. Family Trees can quickly be viewed with the family tree drop-down sort feature. As with other areas within the Application, the family tree view can be narrowed down using an Advanced Filters System. For matching family members, the system will have drag/drop functionality to make new associations to a family tree. It is also contemplated that various family tree views could be displayed (e.g., pedigree chart, fan chart, direct descendants chart, etc.). In addition, it is contemplated that family tree relationships from either data files (e.g., GEDCOM files) or other sources (e.g., Family Search database) would either be imported into

the user's versions of the Application or utilize these sources in associating the family tree information.

**[00214]** Another Application View that is contemplated is Timespan or Timeline. The Timeline Application View will have an interactive timeline to display the dates within the Digital Files of the Application for a user. The timeline view acts as an interactive filter or funnel of Digital Files whereas when the user starts to define the parameters of dates towards the bottom, the information above it is filtered to display the major groups of Digital Files that meets the selected date range criteria in various formats until you are able to view an individual Digital File. This funnel approach is designed to allow the user to appreciate the vast amount of data that can be associated with a date range, but then allow them to filter the information with the user's desired criteria. This will be a very useful tool when users want to see the growth and progress of an individual as well as memorialize a lifetime of a friend or family member.

**[00215]** While the disclosure is susceptible to various modifications and alternative forms, specific exemplary embodiments thereof have been shown by way of example in the drawings and have herein been described in detail. It should be understood, however, that there is no intent to limit the disclosure to the particular forms disclosed, but on the contrary, the intention is to cover all modifications, equivalents, and alternatives falling within the spirit and scope of the disclosure as defined by the appended claims.

## CLAIMS

1. A computer-implemented method of associating digital tags with digital files, comprising:

storing, on one or more non-transitory computer-readable storage media, a plurality of digital files, each of the digital files having embedded therein content data and metadata including tags;

receiving, via a user interface device of a client device, a first tag label containing alphanumeric text created and inputted by a user of the client device;

modifying, using a controller device, a selected first one of the tags of the metadata in a first of the digital files to include the first tag label;

receiving, via the user interface device or another user interface device, an instruction to search for all of the digital files having at least the first tag label;

responsive to receiving the instruction, automatically searching for all of the digital files having at least the first tag label; and

displaying, on a video display device associated with the client device, a first indication of the first tag label.

2. The computer-implemented method of claim 1, further comprising displaying, on the video display, indicia of each and every other tag label, if any, created and inputted by the user and embedded in the metadata of the first digital file, together with the first indication.

3. The computer-implemented method of claim 1, further comprising:

receiving, via the user interface device, a second tag label containing alphanumeric text created and inputted by the user;

modifying, using the controller device, a selected second one of the tags of the metadata embedded in a second of the digital files to include the second tag label;

receiving, via the user interface device or the other user interface device, a second instruction to search for all of the digital files having at least the second tag label;

responsive to receiving the second instruction, automatically searching for all of the digital files having at least the second tag label; and

displaying, on a video display device associated with the client device, a second indication of the second tag label.

4. The computer-implemented method of claim 3, further comprising displaying, on the video display, indicia of each and every other tag label, if any, created and inputted by the user and embedded in the metadata of the second digital file, together with the second indication.

5. The computer-implemented method of claim 4, wherein the first tag label along with each and every other tag label, if any, created and inputted by the user and embedded in the metadata of the first digital file comprise a first set of tags, and wherein the second tag label along with each and every other tag label, if any, created and inputted by the user and embedded in the metadata of the second digital file comprise a second set of tags distinct from the first set of tags.

6. The computer-implemented method of claim 3, further comprising:  
receiving, via the user interface device, an instruction to associate the second tag label with the first tag label, wherein the association indicates a relationship between the content data of the first of the digital files and the corresponding content data of the second of the digital files;  
responsive to receiving the instruction, associating the second tag label with the first tag label; and

responsive to an automatic search through the digital files returning either the first of the digital files or the second of the digital files, displaying, on the video display, an indication of the association between the first of the digital files and the second of the digital files.

7. The computer-implemented method of claim 3, further comprising displaying, on the video display device, a second count value corresponding to the number of the digital files having the second tag label.

8. The computer-implemented method of claim 1, wherein the content data includes a digital photograph or image or video, a digital audio file, a digital document, a digital food recipe having an ingredients portion and at least one digital photograph or image or video, a family tree record indicating familial relationships among related persons, a profile record including biographical information about a living organism, or a timespan record including a time-based series of occurrences.

9. The computer-implemented method of claim 8, wherein the content data includes a digital food recipe having at least an ingredients portion and at least one digital photograph or image or video, and wherein the first tag label includes an identity of a human source or human authorship of the digital food recipe or a name associated with the digital food recipe.

10. The computer-implemented method of claim 1, further comprising:  
receiving a request from the client device to export the first of the digital files from the storage media to another storage medium; and  
responsive to receiving the request to export, causing the first of the digital files to be communicated, without removing the first tag label, from the storage media to the other storage medium.

11. The computer-implemented method of claim 1, wherein the content data of the first of the digital files is of a first type, the method further comprising:  
associating the first tag label with a further one of the digital files having embedded therein content data of a second type that is different than the first type,  
wherein the first count value includes the further one of the digital files.

12. The computer-implemented method of claim 11, wherein the first type is a digital photograph or image or a video, and wherein the second type is a digital audio file, a digital document, or a digital food recipe.

13. The computer-implemented method of claim 1, wherein the first tag label is indicative of an identity of a person associated with the content data, a digital collection related to the content data, a geographic location associated with the content data, or a date associated with the content data.

14. The computer-implemented method of claim 1, further comprising displaying, on the video display device, a first count value corresponding to the number of the digital files having the first tag label.

15. The computer-implemented method of claim 1, wherein the content data includes a digital photograph or image or video, the metadata including a geotag indicative of geographic coordinates where the digital photograph or image or video was taken, the method further comprising:

displaying, on the video display device, a representation of a map, all of the digital files having at least the first tag label being members of a first set of digital files, the first set of digital files including at least a first geotag and a second geotag; and

displaying a first thumbnail at a first location corresponding to the geographic coordinates of the first geotag on the map, a second thumbnail at a second location



corresponding to the geographic coordinates of the second geotag on the map, and the alphanumeric text of the first tag label.

16. The computer-implemented method of claim 15, the first thumbnail including a scaled representation of at least one of the digital images in the first set of digital files having the first geotag, and the second thumbnail including a scaled representation of at least one of the digital images in the first set of digital files having the second geotag.

17. The computer-implemented method of claim 16, further comprising displaying proximate the first thumbnail a count value corresponding to the number of digital photographs or images or videos in the first set of digital files having the first geotag, and displaying proximate the second thumbnail a count value corresponding to the number of digital photographs or images or videos in the first set of digital files having the second geotag.

18. The computer-implemented method of claim 17, wherein the content data of a second of the digital files of the first set of digital files includes a digital food recipe, the method further comprising associating the digital food recipe with the first geotag or the second geotag.

19. The computer-implemented method of claim 1, wherein the metadata of a second of the digital files includes a second tag label containing alphanumeric text created and inputted by the user, the method further comprising:

displaying a first count value corresponding to the number of the digital files having the first tag label;

responsive to automatically searching for all of the digital files having at least the first tag label, receiving a second instruction to search for all of the digital files having at least the second tag label;

responsive to receiving the second instruction, automatically searching for all of the digital files having at least the second tag label; and

dynamically updating the first count value to reflect the number of the digital files having both the first tag label and the second tag label, and displaying in real time the updated first count value on the video display device.

20. The computer-implemented method of claim 19, further comprising displaying on the video display device a second count value corresponding to the number of the digital files having the second tag label.

21. A computer-implemented method of associating digital tags with digital files, comprising:

storing, on one or more non-transitory computer-readable storage media, a plurality of digital files, each of the digital files having a content data portion and a metadata portion including tags;

displaying, on a video display device associated with a client device, a first graphical representation of a first tag label of a first of the tags and associated with a first of the digital files;

receiving, via a user interface device of the client device, a selection by a user of the client device of the first graphical representation of the first tag label as a search filter criterion or a search string entered via the user interface device corresponding to the first tag label;

responsive to the receiving, automatically searching through the digital files, using at least the first tag label as a search filter, for the digital files satisfying at least the search filter criterion; and

displaying, on the video display device, an indication of the first tag label and a representation of the number of the digital files satisfying at least the search filter criterion.

22. The computer-implemented method of claim 21, further comprising:

receiving, via the user interface device, alphanumeric text created and inputted by the user as the first tag label; and

associating, using a computer, the first tag label with the first digital file in a computer database.

22. The computer-implemented method of claim 22, further comprising:

receiving from the client device a request to export the first digital file from the storage media to another storage medium remote from the client device;

responsive to receiving the request to export, modifying the first tag of the first digital file to include the first tag label created and inputted by the user in the first digital file and storing the modified first digital file in a non-proprietary format such that the first tag label is preserved during exporting; and

responsive to the storing the modified first digital file, exporting the modified first digital file by causing the modified first digital file to be communicated, without removing the first tag

label and in the non-proprietary format, from the storage media to the other remote storage medium.

23. The computer-implemented method of claim 22, wherein the other remote storage medium is operatively coupled to or incorporated in a computer system running a destination operating system different from an operating system on the client device, and wherein the modified first digital file with the modified first tag is stored on the other remote storage medium after the exporting.

24. The computer-implemented method of claim 23, wherein the computer system includes a mobile telephony device, a personal computer, a tablet computer, a laptop computer, a television, a wearable gadget having a computer, a digital camera, a printer, or a personal data assistant having a computer.

25. The computer-implemented method of claim 22, wherein the metadata of the first digital file is formatted according to an exchangeable image file format (EXIF) having a Comment field, and wherein the modified first tag is stored in the Comment field of the metadata of the first digital file as alphanumeric text corresponding to the first tag label.

26. The computer-implemented method of claim 21, wherein the first tag label is automatically created by extracting information from a first of the tags of the metadata of the first digital file and converting the extracted information to the first tag label to be used as the search filter criterion when selected by the user.

27. The computer-implemented method of claim 26, wherein the extracted information includes a date or a location associated with when or where a digital photograph or image or video was taken or created or recorded or scanned by a digital imaging device.

28. The computer-implemented method of claim 27, wherein the metadata is formatted according to an exchangeable image file format (EXIF), and wherein the first digital file is formatted according to a JPEG, PNG, TIFF, or GIF image file format.

29. A web-based digital file storage system comprising:

a digital file repository for storing and retrieving digital files;

a digital tagging system permitting the user to assign a plurality of digital tags to each of the digital files, wherein the digital tagging system comprises at least one type of data selected from the group consisting of a person's name, a location, a recipe, a date, a family relationship, a person's profile, an event name, a rating, and a document type;

a search filter, wherein the search filter allows the digital files to be searched according to a plurality of types of data; and

a user interface that presents the digital files on a user's screen based on the digital tags, wherein the user interface further comprises a digital tag image, the digital tag image having at least one type of data represented thereon with text.

**ABSTRACT OF THE DISCLOSURE**

A computer-implemented method of associating digital tags with digital files comprises storing a plurality of digital files having embedded therein content data and metadata including tags; receiving, via a user interface device of a client device, a first tag label containing alphanumeric text created and inputted by a user of the client device; modifying, using a controller device, a selected first one of the tags of the metadata in a first of the digital files to include the first tag label; receiving, via the user interface device or another user interface device, an instruction to search for all of the digital files having at least the first tag label; responsive to receiving the instruction, automatically searching for all of the digital files having at least the first tag label; and displaying, on a video display device associated with the client device, a first indication of the first tag label.

**RULES 63 AND 67 (37 C.F.R. 1.63 and 1.67)  
DECLARATION**

FOR UTILITY/DESIGN/CIP/PCT NATIONAL APPLICATIONS

As a below named inventor of the invention titled METHOD AND APPARATUS FOR MANAGING DIGITAL FILES, I hereby declare that:

This declaration is directed to:

- The attached application, or
- United States application or PCT international application number 14/193,426 filed on February 28, 2014.

The above-identified application was made or authorized to be made by me.

I believe that I am the original inventor or an original joint inventor of a claimed invention in the application.

I hereby state that I have reviewed and understand the contents of the above-identified application.


I acknowledge the duty to disclose all information known to me to be material to patentability of this application as defined in 37 CFR § 1.56. If this is a continuation-in-part (CIP) application, insofar as the subject matter of each of the claims of this application is not disclosed in the prior United States application in the manner provided by the first paragraph of 35 U.S.C. § 112, I acknowledge the duty to disclose to the Office all information known to me to be material to patentability of the application as defined in 37 CFR § 1.56 which became available between the filing date of the prior application and the national or PCT international filing date of this application.

I hereby declare that all statements made herein of my own knowledge are true and that all statements made on information and belief are believed to be true.

I hereby acknowledge that any willful false statement made in this declaration is punishable under 18 U.S.C. 1001 by fine or imprisonment of not more than five (5) years, or both, and that any such willful false statements may jeopardize the validity of the application or any patent issued thereon.

Christopher J. Desmond  
Inventor's Full Name

Sept 4, 2015  
Date

  
Inventor's Signature

**RULES 63 AND 67 (37 C.F.R. 1.63 and 1.67)  
DECLARATION**

FOR UTILITY/DESIGN/CIP/PCT NATIONAL APPLICATIONS

As a below named inventor of the invention titled METHOD AND APPARATUS FOR MANAGING DIGITAL FILES, I hereby declare that:

This declaration is directed to:

- The attached application, or
- United States application or PCT international application number 14/193,426 filed on February 28, 2014.

The above-identified application was made or authorized to be made by me.

I believe that I am the original inventor or an original joint inventor of a claimed invention in the application.

I hereby state that I have reviewed and understand the contents of the above-identified application.

I acknowledge the duty to disclose all information known to me to be material to patentability of this application as defined in 37 CFR § 1.56. If this is a continuation-in-part (CIP) application, insofar as the subject matter of each of the claims of this application is not disclosed in the prior United States application in the manner provided by the first paragraph of 35 U.S.C. § 112, I acknowledge the duty to disclose to the Office all information known to me to be material to patentability of the application as defined in 37 CFR § 1.56 which became available between the filing date of the prior application and the national or PCT international filing date of this application.

I hereby declare that all statements made herein of my own knowledge are true and that all statements made on information and belief are believed to be true.

I hereby acknowledge that any willful false statement made in this declaration is punishable under 18 U.S.C. 1001 by fine or imprisonment of not more than five (5) years, or both, and that any such willful false statements may jeopardize the validity of the application or any patent issued thereon.

Nancy L. Desmond  
Inventor's Full Name

Sept. 4, 2015  
Date

*Nancy L. Desmond*  
Inventor's Signature

**RULES 63 AND 67 (37 C.F.R. 1.63 and 1.67)  
DECLARATION**

FOR UTILITY/DESIGN/CIP/PCT NATIONAL APPLICATIONS

As a below named inventor of the invention titled **METHOD AND APPARATUS FOR MANAGING DIGITAL FILES**, I hereby declare that:

This declaration is directed to:

- The attached application, or
- United States application or PCT international application number 14/193,426 filed on February 28, 2014.

The above-identified application was made or authorized to be made by me.

I believe that I am the original inventor or an original joint inventor of a claimed invention in the application.

I hereby state that I have reviewed and understand the contents of the above-identified application.


I acknowledge the duty to disclose all information known to me to be material to patentability of this application as defined in 37 CFR § 1.56. If this is a continuation-in-part (CIP) application, insofar as the subject matter of each of the claims of this application is not disclosed in the prior United States application in the manner provided by the first paragraph of 35 U.S.C. § 112, I acknowledge the duty to disclose to the Office all information known to me to be material to patentability of the application as defined in 37 CFR § 1.56 which became available between the filing date of the prior application and the national or PCT international filing date of this application.

I hereby declare that all statements made herein of my own knowledge are true and that all statements made on information and belief are believed to be true.

I hereby acknowledge that any willful false statement made in this declaration is punishable under 18 U.S.C. 1001 by fine or imprisonment of not more than five (5) years, or both, and that any such willful false statements may jeopardize the validity of the application or any patent issued thereon.

L. Michael Taylor  
Inventor's Full Name


9/9/2015  
Date

  
Inventor's Signature



**FIG. 1**


Select All    Select None  
Delete Selected



1 File(s) Selected

**File Attributes:**  
Date: September 2, 2010 [change](#)  
Location: Yellowstone, MT, USA [change](#)  
People: Christopher Desmond, Nancy Desmond  
Event: Fly Fishing in Yellowstone  
Comments: Add  
Keywords: Add  
Album: Add  
Star Ranking: ●●●●●  
Sharing Rights: Add  
Recipe: Add  
Document Type: Add  
File Name: IMG 123 [change](#)

## FIG. 2

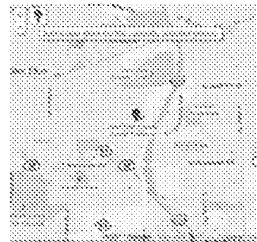


Comments:  
Suzanne and Anthony's Wedding Party where the cousins posed for a photo in the grass. Note, Jack with the lollipop and the photographer with his shoe in the photo

People:  
Jack Wong  
CJ Wong  
Mary Firestone  
Zoe Peika  
Nick Persons

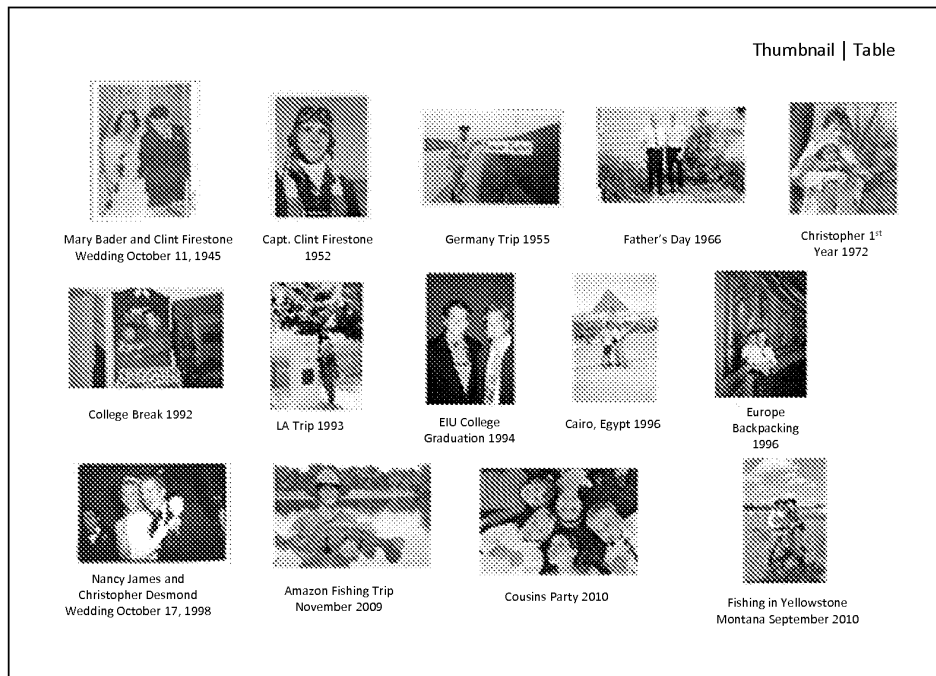
Event: Suzanne & Anthony's Wedding Reception 2010

Camera Details: more

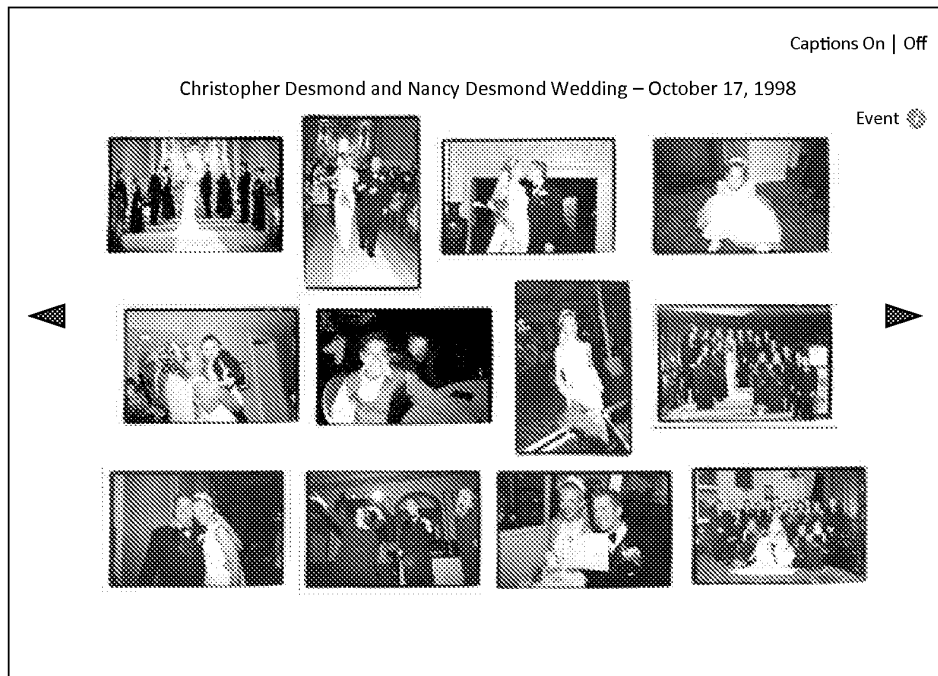


Location:  
Historical Society  
Lisle, IL 60532

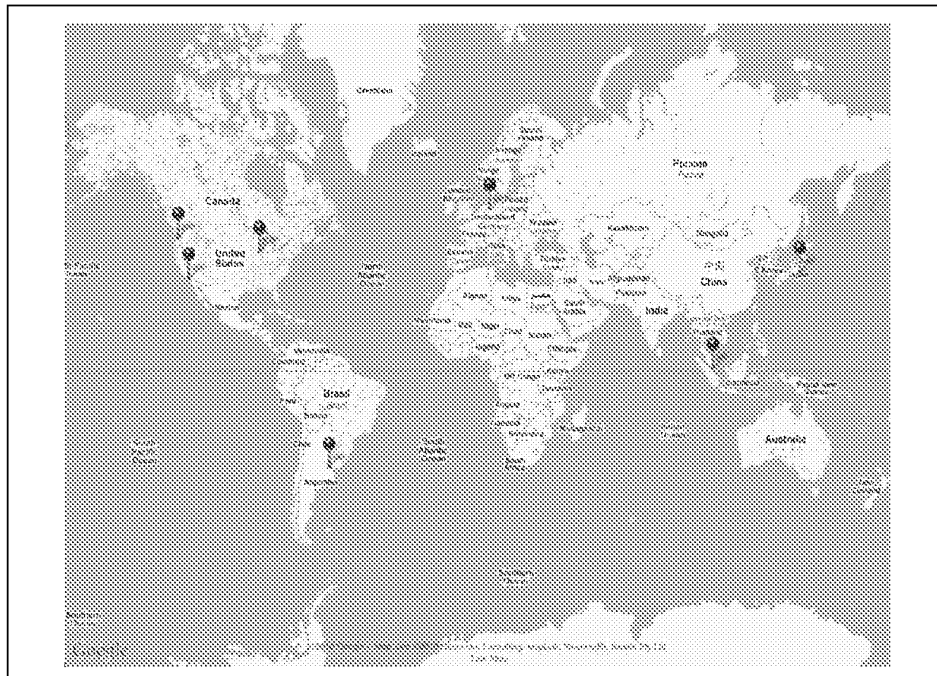
**FIG. 3**



**FIG. 4**




**FIG. 5**



**FIG. 6**





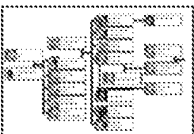

**FIG. 7**

 **Clinton Dewitt Firestone IV**

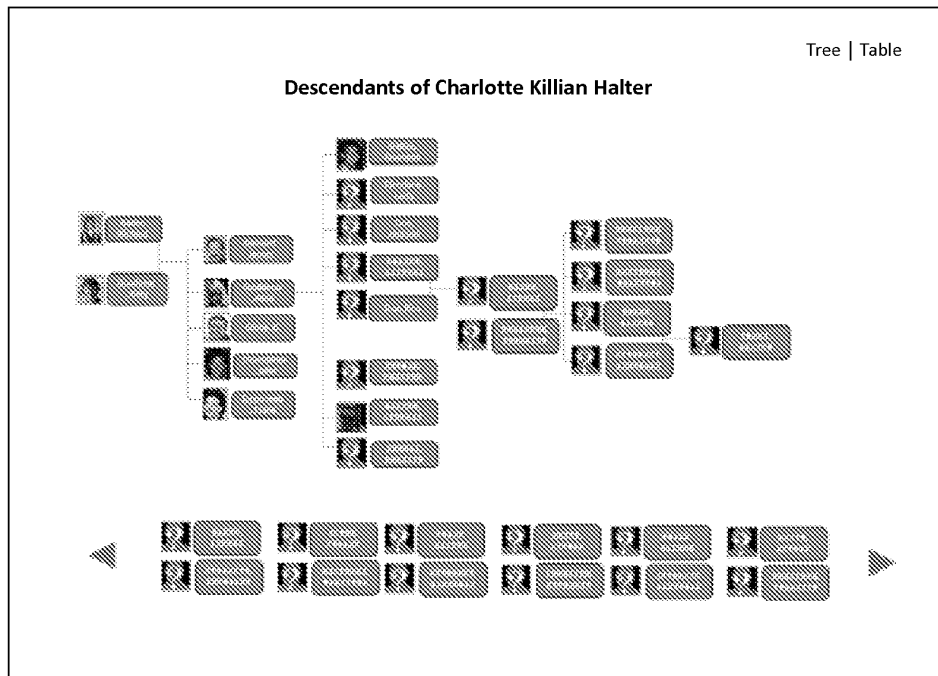
Birth: July 12, 1896  
Death: April 29, 1971  
Parents: [Clinton Dewitt Firestone III](#) and [Viola Miller](#)  
Comments: He was a WWII U.S. Air force pilot and POW in WWII and veteran honorably discharged in December of 1947. He worked for 44 years for the Firestone Tire and Rubber Company in retail, wholesale and original equipment sales, marketing and management. He was born in Akron, OH and is buried in Columbiana, OH.

[Edit bio](#)

Locations      Timeline      Family Tree      Recipes


   

**FIG. 8**






**FIG. 9**



**FIG. 10**



**Desmond's Yellow Thai Chicken Curry**

**Curry Mix**


- Coconut milk (400 ml) – DO NOT SHAKE IT UP
- 800 gram of chicken (4 chicken breast)
- Fish sauce (Nam Pla) Thai Bamboo Garden – Bottle
- Garlic (2 cloves)
- Broccoli ( 2cups chopped)
- 2 Peppers (chopped)
- 2 Carrots (chopped)

- 1 Zucchini (chopped)
- Thai Basil (8 leaves)
- Lemon Grass (in jar) 1 teaspoon
- Chinese Ginger Root (in jar) 1 teaspoon


**Rice**

- Thai Rice (something that only takes 2 cups of water)
- Dice chicken in bowl and add two tablespoons of fish sauce. Let marinate for 20 minutes.
- Take thick part of coconut milk out into pan (about 4 tablespoons), Curry paste, 1 spoon of lemon grass, 1 spoon of ginger and garlic. Heat over high with boil and THEN stir for 1 minute. Add meat (uncooked) and fry until cooked over high heat
- Add milk, brown sugar and salt. Bring back to slight boil and constantly stir. Add veggies and soy sauce. Cook for about 10-14 minutes COVERED until veggies are cooked. Serve with a smile.


**Chef: Barry Desmond**



**Video on How to Make It**



**Original Handwritten Recipe**



**FIG. 11**

Thumbnail | Table

Album/Event	Date	Location	# Photos	# Videos	# Docs
Jack Monk's Arrival	26-Dec-2003	Chicago, IL	69	4	4
Mike Testy's First Birthday	13-Sep-1983	Minneapolis, MN	54	21	0
Cubs Beat Cards 1998	5-Aug-1998	Chicago, IL	36	2,199	2
Jack Monk's Arrival	29-Dec-2003	Chicago, IL	69	4	4
Mike Testy's 2nd Birthday	13-Sep-1983	Minneapolis, MN	54	21	0
Cubs Beat Cards 1998	5-Aug-1998	Chicago, IL	36	2,199	2
Jack Monk's Arrival	29-Dec-2003	Chicago, IL	69	4	4
Mike Testy's 3rd Birthday	13-Sep-1983	Minneapolis, MN	54	21	0
Cubs Beat Cards 1998	5-Aug-1998	Chicago, IL	36	2,199	2
Jack Wrigley Monk's Arrival	29-Dec-2003	Chicago, IL	69	4	4
Mike Testy's 4th Birthday	13-Sep-1983	Minneapolis, MN	54	21	0
Cubs Beat Cards 1998	5-Aug-1998	Chicago, IL	36	2,199	2
Nancy Learns How to Ride a Bike	21-Jul-1978	St. Louis, MO	76	2	0

**FIG. 12**

Thumbnail | Table

Album/Event	Date	Location	# Photos	# Videos	# Docs
Jack Monk's Arrival	26-Dec-2003	Chicago, IL	69	4	4
Mike Testy's First Birthday	13-Sep-1983	Minneapolis, MN	54	21	0
Cubs Beat Cards 1998	5-Aug-1998	Chicago, IL	36	2,199	2
Jack Monk's Arrival	29-Dec-2003	Chicago, IL	69	4	4
Mike Testy's 2nd Birthday	13-Sep-1983	Minneapolis, MN	54	21	0
Cubs Beat Cards 1998	5-Aug-1998	Chicago, IL	36	2,199	2
Jack Monk's Arrival	29-Dec-2003	Chicago, IL	69	4	4
Mike Testy's 3rd Birthday	13-Sep-1983	Minneapolis, MN	54	21	0
Cubs Beat Cards 1998	5-Aug-1998	Chicago, IL	36	2,199	2
Jack Wrigley Monk's Arrival	29-Dec-2003	Chicago, IL	69	4	4
Mike Testy's 4th Birthday	13-Sep-1983	Minneapolis, MN	54	21	0
Cubs Beat Cards 1998	5-Aug-1998	Chicago, IL	36	2,199	2
Nancy Learns How to Ride a Bike	21-Jul-1978	St. Louis, MO	76	2	0



**FIG. 13**

Thumbnail | Table

Last Name	# People	# Photos	# Videos	# Docs
+ Alberts	2	8	0	0
+ Annex	2	7	0	0
+ Bade	3	8	0	0
+ Bacon	4	8	0	0
+ Bates	5	7	1	0
+ Boone	6	6	2	2
+ Danas	7	5	4	1
+ Danes	8	7	3	2
- Monk (All)	2	499	4	14
Monk, CJ	1	200	2	7
Monk, Jack	1	199	2	7
+ Firestone	21	1249	17	39
+ Moore	1	4	6	3
+ Slythe	1	9	0	9
+ Stein	2	249	1	3
+ Testy	4	788	2	12

**FIG. 14**

Thumbnail | Table

Last Name	Relationship	# Photos	# Videos	# Docs
Alberts, John	Cousin	8	0	0
Killian, Jack	Son	7	0	0
Killian, Brian	Nephew	8	0	0
Killian, Kevin	Nephew	8	0	0
Killian, Sarah	Daughter-in-law	7	1	0
Killian, John	Great Nephew	6	2	2
Killian, Mark	Great Nephew	5	4	1
Killian, Louis	Great Grandson	7	3	2
Killian, John	Grandson	499	4	14
 Monk, CJ	Great Grandson	200	2	7
 Monk, Jack	Great Grandson	199	2	7
Firestone, Mike	Third Cousin	1249	17	39
Moore, Bertha	Great Niece	4	6	3
Slythe, Sarah	Sister	9	0	9
Killian, John	Brother	249	1	3
Killian, Mike	Brother	788	2	12

**FIG. 15**

Thumbnail | Table

Location Name	Address	City	State	Country	# Photos	# Videos	# Docs
Dom		Cologne		Germany	3	2	0
Lucilla & Roberto		Montalcino		Italy	6	1	0
Lisle Home	898 West St	Lisle	IL	USA	45	12	2
College	545 Market	Akron	OH	USA	64	2	0
Amazon Trip		Manus		Brazil	235	8	2
Cabin	999 Pine	Lake Geneva	WI	USA	98	2	0
Grad School	903 Plymouth	Charleston	IL	USA	1256	32	4
Griffith Park	298 Glencarin	Los Feliz	CA	USA	12	0	0
LA Equestrian Ctr	568 Horse Dr	Glendale	CA	USA	4	4	0
Del Coronado	12 Coronado Dr	Coronado	CA	USA	321	4	0
Fenway Park	123 Yawke	Boston	MA	USA	57	3	5
Wrigley Field	1190 W Addison	Chicago	IL	USA	498	7	3
Home	444 Main	Anywhere	IL	USA	10,987	49	9
GA Grill Party	321 Silver	Macon	GA	USA	15	0	0
Pike's Market	786 Market	Seattle	WA	USA	18	1	0
Raffels	345 Fong	Singapore		Singapore	23	2	0


**FIG. 16**

Category | Card | Table


Recipe	Chef	Date	Category
Blacks Yellow Thai Chicken Curry	Jack Black	31 Jan 2010	Dinner
Skinny Germans	Gerda	29 Dec 2003	Breakfast
KFC in a Bag	The Kernal	13 Sept 1988	Anytime
Shit on a Shingle	George James	5 Aug 1998	Anytime
Mrs. Fields Cookies	Mrs. Fields	21 July 1978	Dessert
Chicken Pot Pie	Jack Black	31 Jan 2010	Dinner
Roll Your Own Dough	Vito Spadavecchio	29 Dec 2003	Dinner
Pizza ala Franciscan	Charles Faso	13 Sept 1988	Dinner
Meatball Delight	Ben Delight	5 Aug 1998	Dinner
Almond Cookies	Lori James	21 July 1978	Dessert
Jumpin Jack Flap Jacks	Jack Jack	31 Jan 2010	Breakfast
Vicki's Chow Mein	Vicki Firestone	29 Dec 2003	Dinner
Fat Steak	Barry Monk	13 Sept 1988	Dinner
Mud Pie	Nancy Monk	5 Aug 1998	Dessert
Caesar Salad	Christopher Monk	21 July 1978	Anytime
Daddio Pancakes	Barry Monk	2 March 2011	Breakfast



**FIG. 17**



**FIG. 18**

	<p><b>Advanced Search Filter</b></p> <p>Keywords: Add</p> <p>Date: Add</p> <p>Location: Chicago, IL USA Yellowstone, MT USA Cologne, Germany</p> <p>People: Mike Cubbie Mary Lamb Christopher Monk Nancy Monk Dwight Schrut</p> <p>Event: Jack's 1<sup>st</sup> Birthday Fly Fishing in Yellowstone Raking Leaves Christmas 2010 Thanksgiving 2010 July 4<sup>th</sup> Parade</p> <p>Album: Add</p> <p>Star Ranking: Add</p> <p>Sharing Rights: Add</p> <p>Document Type: Add</p>
--	---

**FIG. 19**

**Captain Phil's Memory-Webb**

Welcome, Captain Phil  
Last Login: 11.18.2010

**My recent memories:**

- 123 Photos uploaded on 11.07.10
- 2 albums created 11.17.10
- 12 visitors since last login date
- 123 Photos uploaded on 11.07.10
- 2 albums created 11.17.10

**My recent Webb views:**

- Captain Phil 2010 (photo album)
- Chicken Pot Pie (recipe)
- Captain Phil (Timeline)

**Updates and Alerts:**

- License renewal due 1.15.2011

Media	Count	Archive Status	Count
# Photos	1,342	<div style="width: 80%; border: 1px dashed gray;"></div>	80% complete
# Videos	75	<div style="width: 61%; border: 1px dashed gray;"></div>	61% complete
# Documents	173		

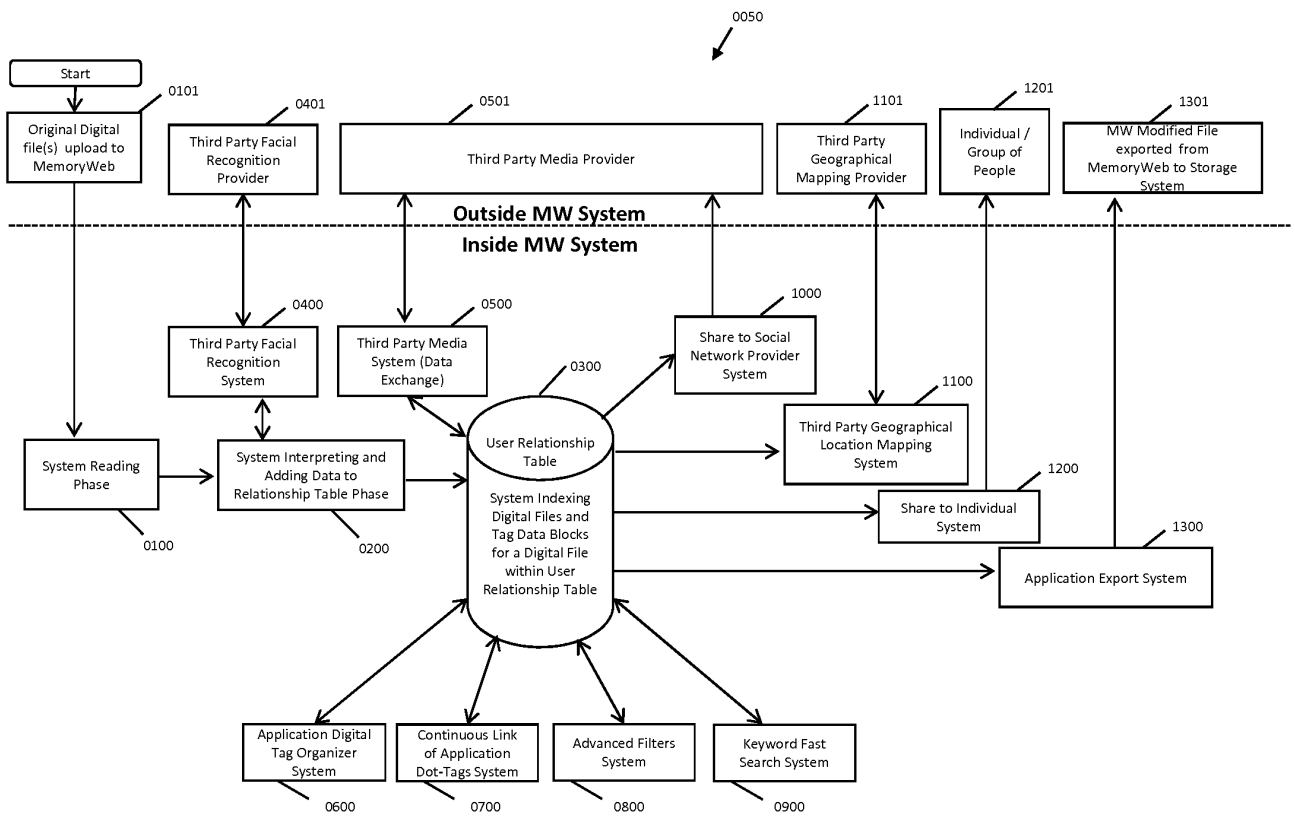
**People Stats:**

Last Name	# People	# Photos	# Videos	# Docs
Monk	7	499	4	14
Firestone	11	1,249	17	39
Testy	4	788	1	12

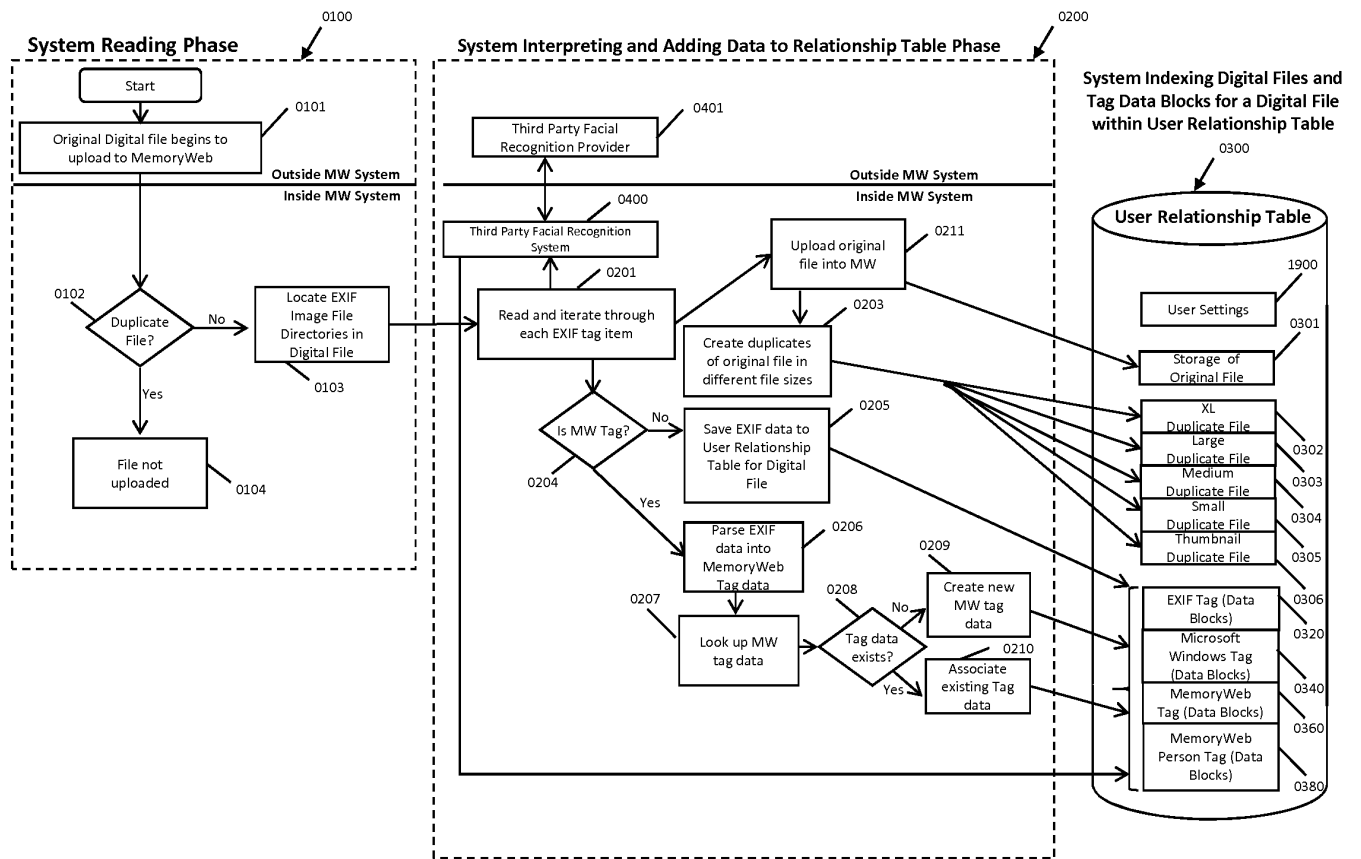
**Event Stats:**

Event	Date	Location	# Media
Mike Testy's 1 <sup>st</sup> Birthday	13-Sept-1988	Minneapolis, MN	21
Cubs Beat Cards Aug 1998	5-Aug-1998	Chicago, IL	2,199
Nancy Learns to Ride Bike	21-July-1978	St. Louis, MO	2

**FIG. 20**



**FIG. 21**



**FIG. 22**

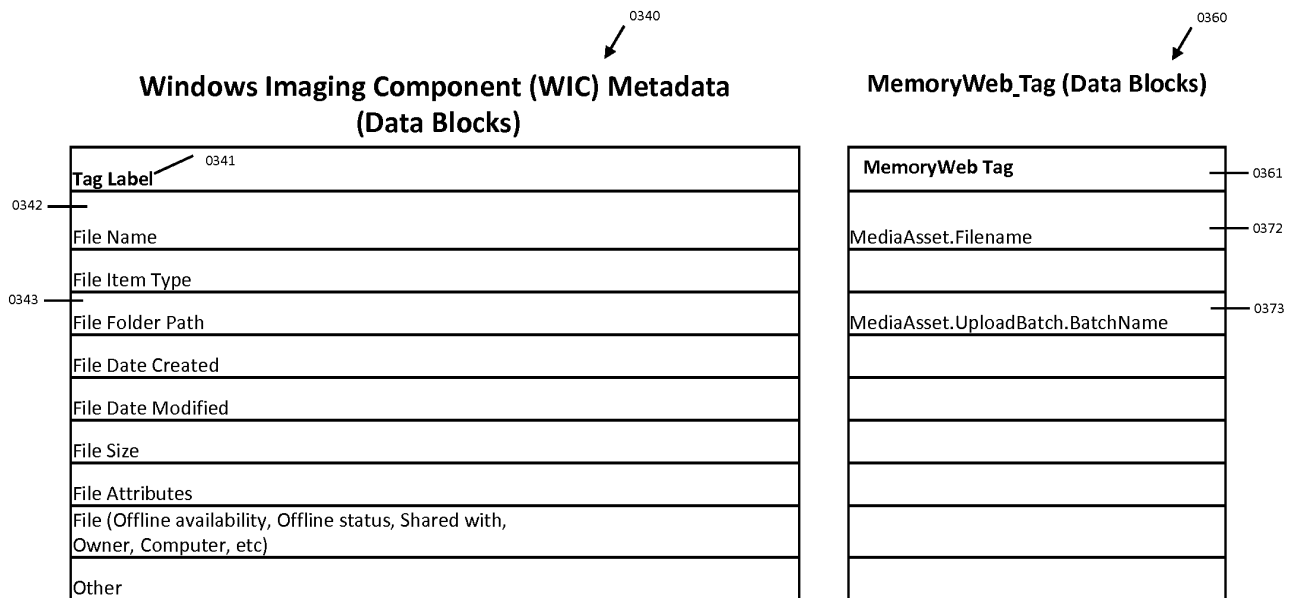
**EXIF Tags version 2.3 Image File Directories  
(Data Blocks)**

	Tag Labels <sup>0321</sup>	EXIF Family Group Name <sup>0322</sup>	Location <sup>0323</sup>
0324	Description Title	IFD0	0x9c9b or 0x010e
	Description Subject	IFD0	0x9c9f
0325	Description Rating		N/A
	Description Tags	IFD0	0x9c9e
	Description Comments	IFD0	0x9c9c
	Origin Authors	IFD0	0x9c9d
0326	Origin Date Taken	ExifIFD <sup>0334</sup>	0x9003 <sup>0335</sup>
	Origin Date Acquired		N/A
	Origin Copyright	IFD0	0x8298
	<i>Image (Image ID, Dimensions, Width Height, etc)</i>		<i>Multiple</i>
0327	Width		0xbc80
0328	Height		0xbc81
	<i>Camera (Camera Maker, Camera Model, etc)</i>		<i>Multiple</i>
	<i>Advanced Photo (Lens Maker, Lens Model, etc)</i>		<i>Multiple</i>
0329	User Comment	ExifIFD	0x9286
0330	GPS Latitude	GPS	0x0002
0331	GPS Latitude Ref	GPS	0x0003
0332	GPS Longitude	GPS	0x0004
0333	GPS Longitude Ref	GPS	0x0005
	GPS Altitude	GPS	0x0006

**MemoryWeb\_Tag (Data Blocks)**

MemoryWeb Tag <sup>0360</sup>
MediaAsset.Caption <sup>0361</sup>
MediaAsset.StarRanking <sup>0362</sup>
MediaAsset.DateCreated <sup>0363</sup>
MediaAsset.Width <sup>0364</sup>
MediaAsset.Height <sup>0365</sup>
This is used to inject information that do not currently have EXIF standardized tags including Collection, People, Location Name, Recipe Name, Person Tag Data Blocks (0380), etc. <sup>0366</sup>
MediaAsset.Location.Latitude <sup>0367</sup>
MediaAsset.Location.Latitude <sup>0368</sup>
MediaAsset.Location.Longitude <sup>0369</sup>
MediaAsset.Location.Longitude <sup>0370</sup>
MediaAsset.Location.Longitude <sup>0371</sup>

**FIG. 23**



**FIG. 24**

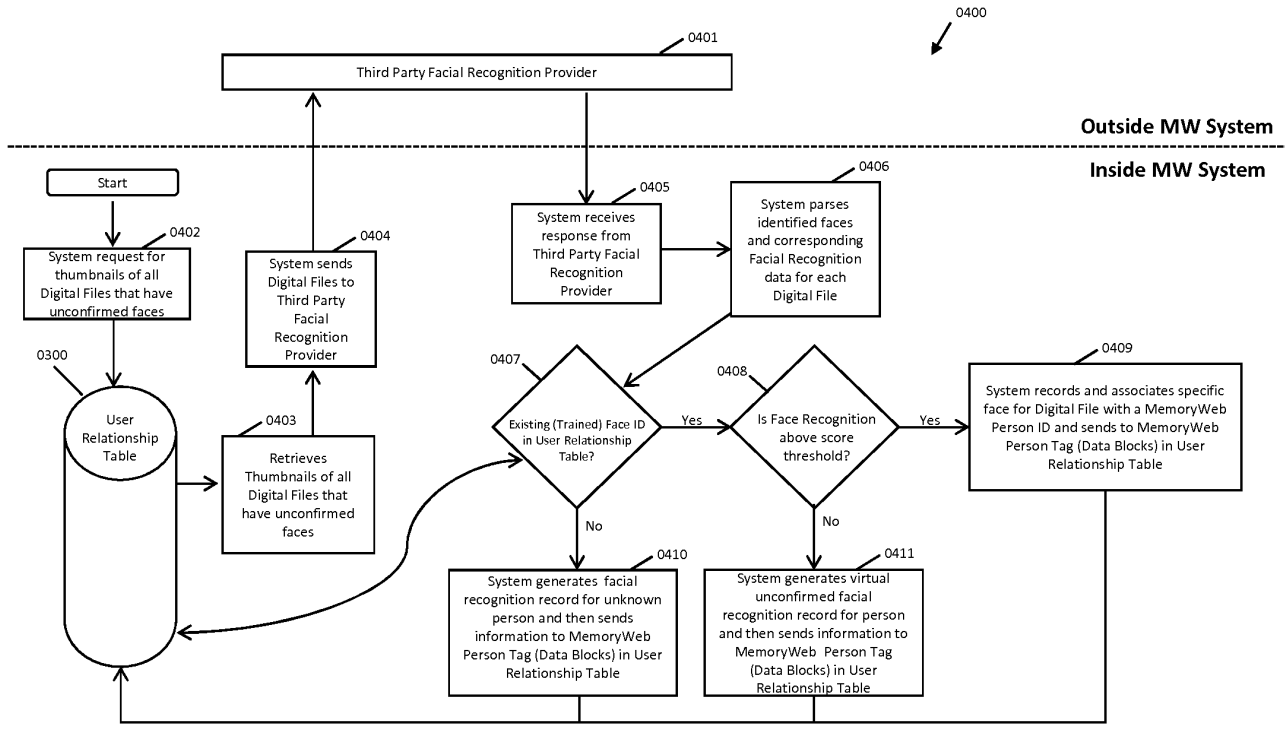
0380  
↓

**MemoryWeb\_Person Tag (Data Blocks)**

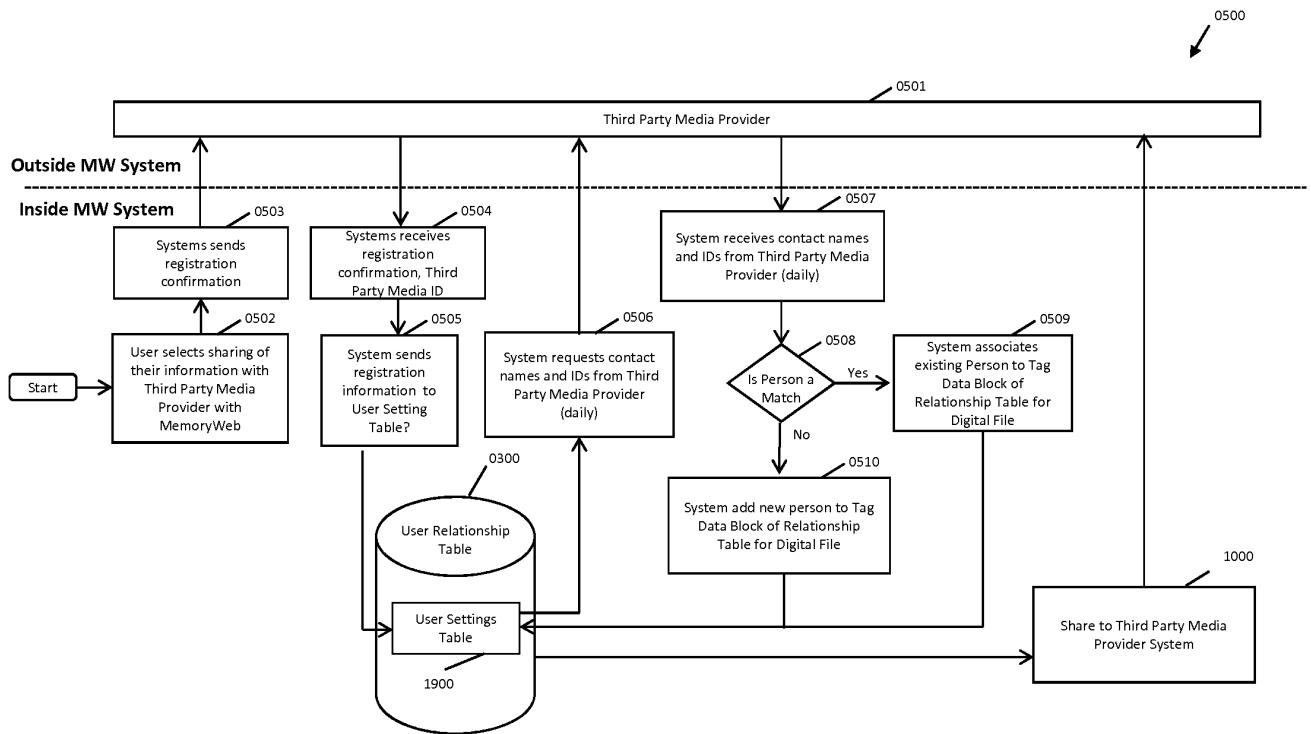
Person Name	0395
Nickname	0381
Birthdate	0382
Date of Death	0383
Biography	0384
Mother	0385
Father	0386
Brother 1 , Brother 2 , ...	0387
Sister 1 , Sister 2 , ...	0388
Daughter 1 , Daughter 2 , ...	0389
Son 1 , Son 2 . ...	0390
Spouse 1 , Spouse 2 , ...	0391
Facial Recognition Data (Taylor?)	0392
Facebook ID	0393
pets	0394
...	0396



**FIG. 25**



**FIG. 26**



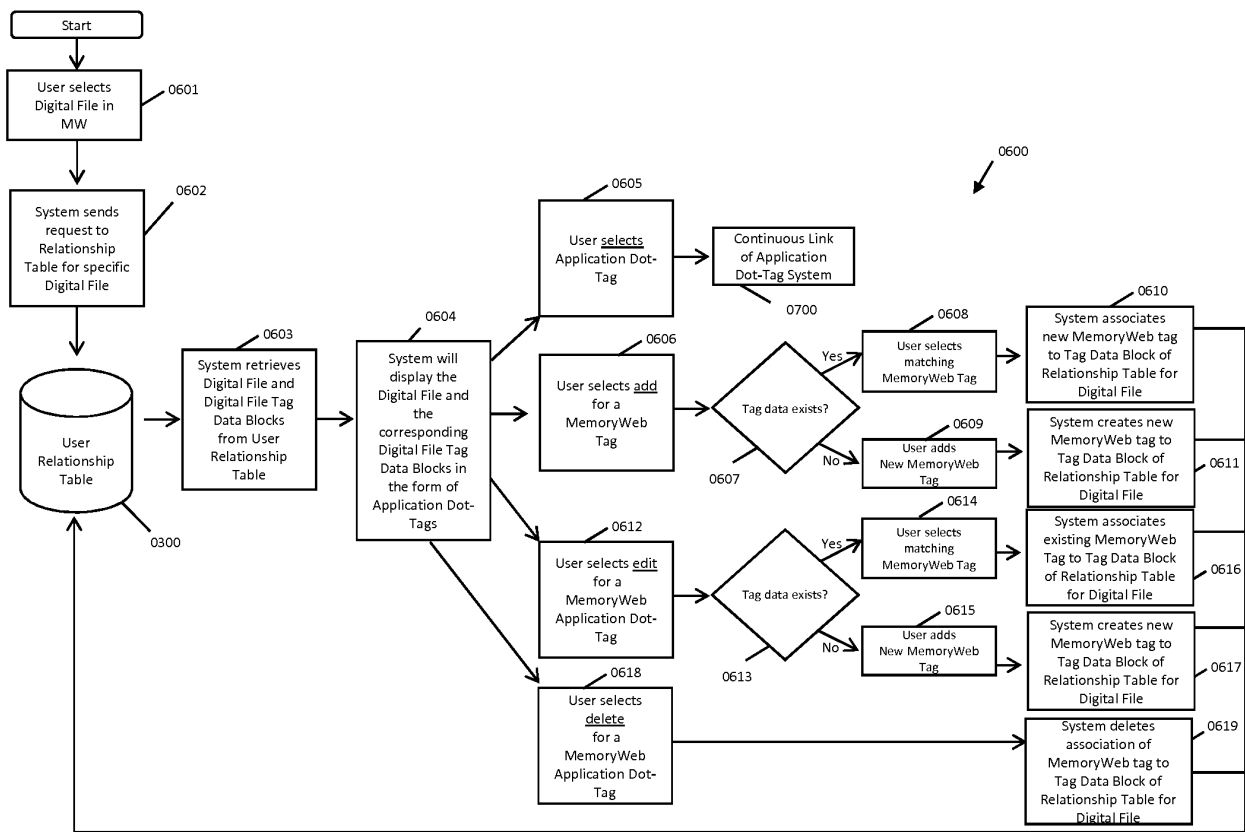
**FIG. 27**

1900

Item

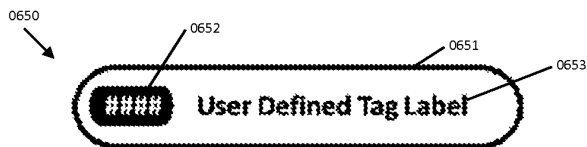
1901	User's Name
1902	Payment ID
1903	Password
1904	Account Type
1905	User's email
1906	Language preference
1907	Date format
1908	Email notifications
1909	Contacts (with third Party Social Media)
1910	Facebook ID
1911	API Token
1912	Payment Date
1913	...

**FIG. 28**



**FIG. 29**

**Structure**




**Examples**

**Within Character Limit for Labels and Numbers**



**Exceeds Character Limit for Label and Numbers**



Dotted Application Dot-Tag denotes partial relationship. In this example, person is a half-sibling to another person.



FIG. 30

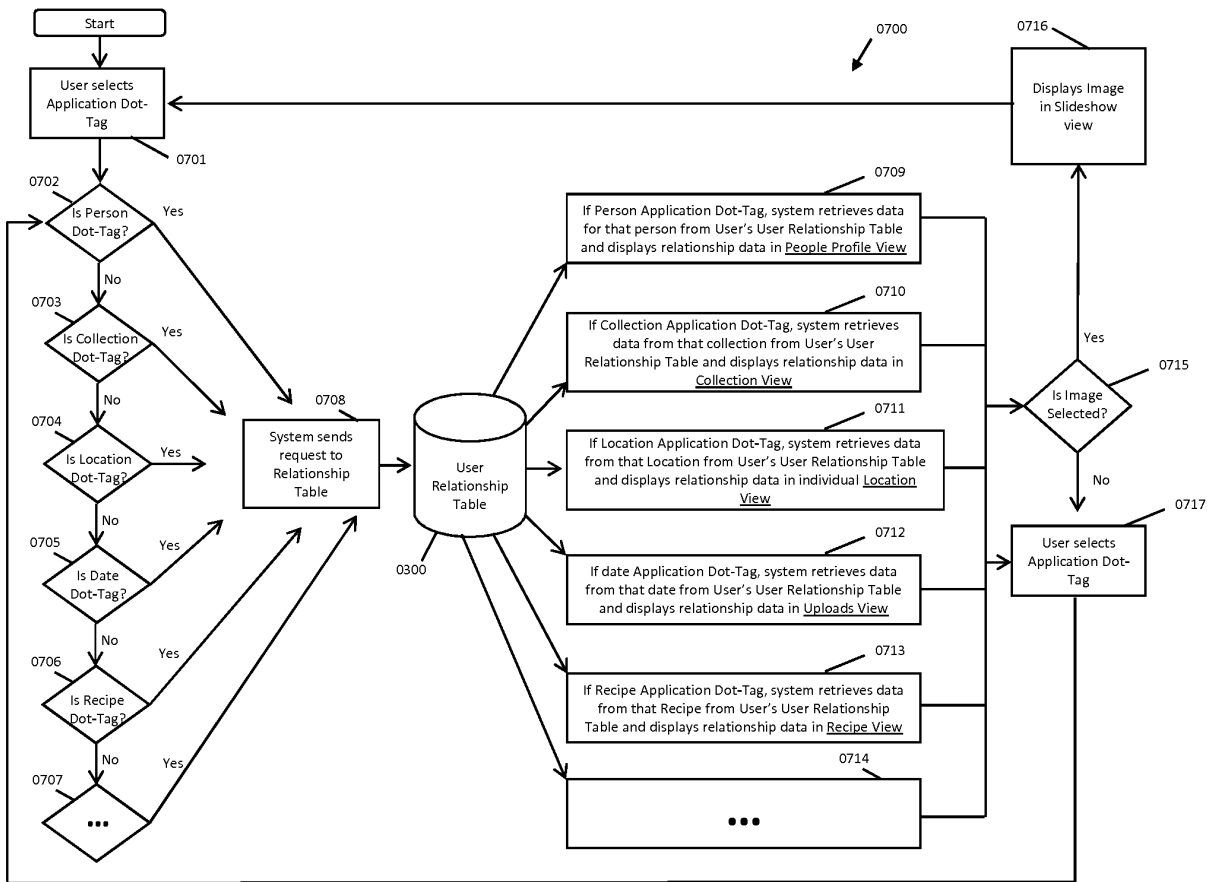


FIG. 31

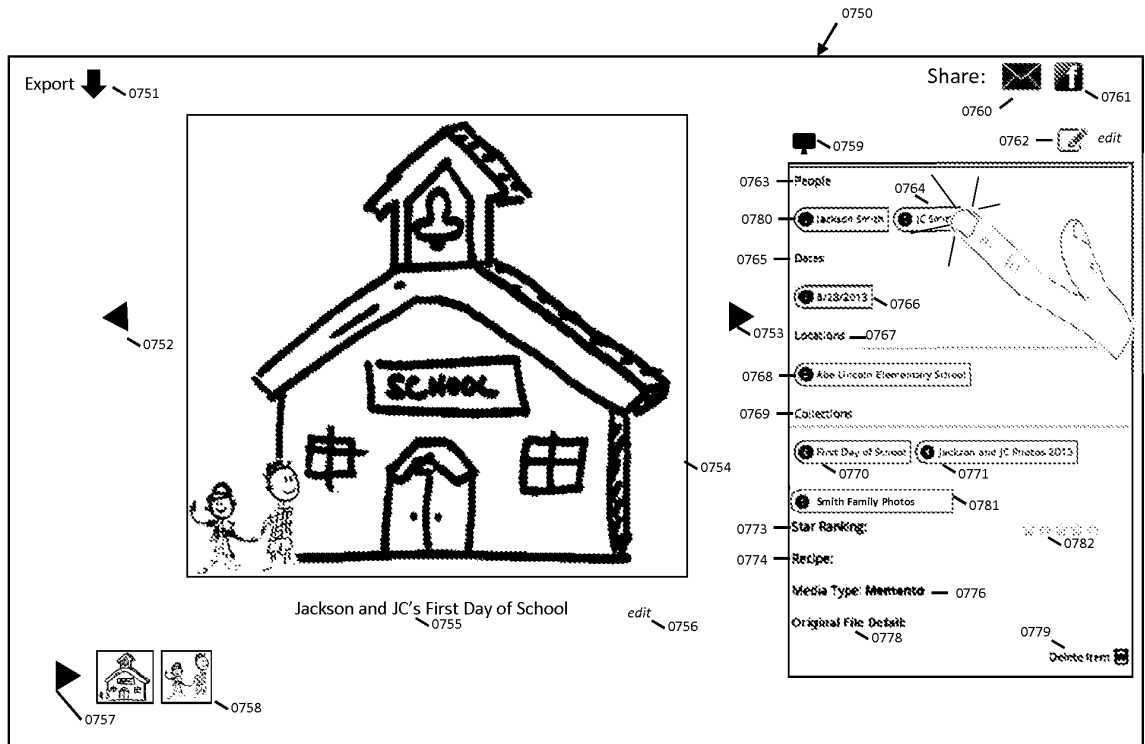


FIG. 32

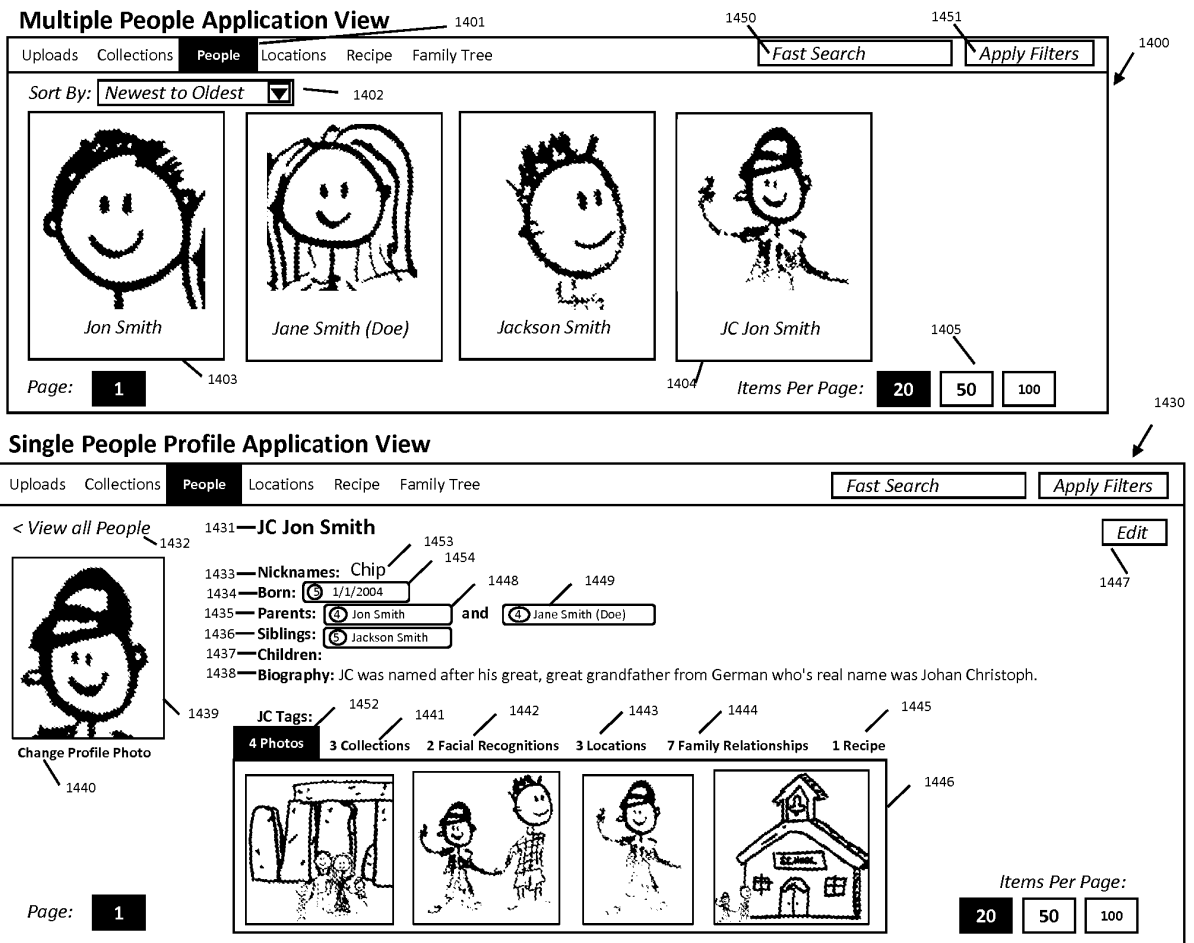
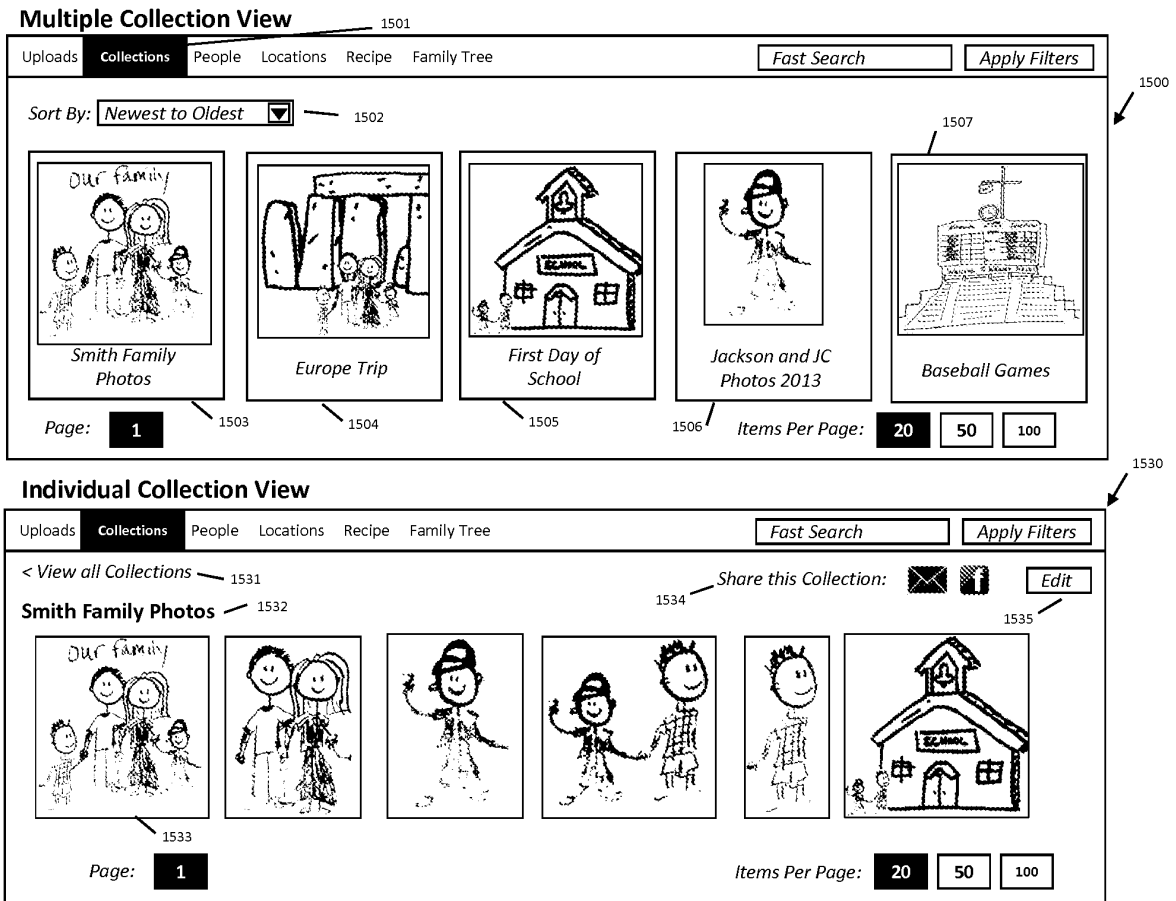




FIG. 33



**FIG. 34**

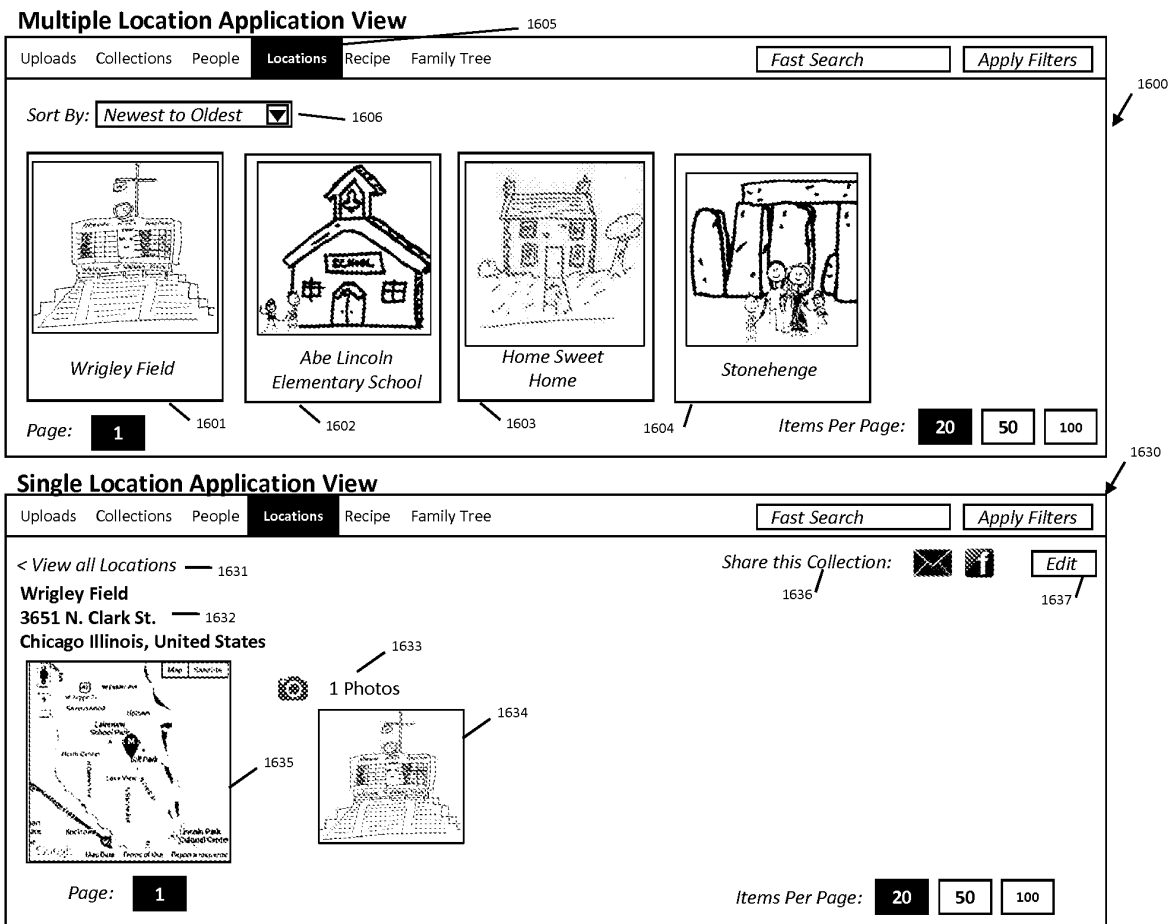


FIG. 35

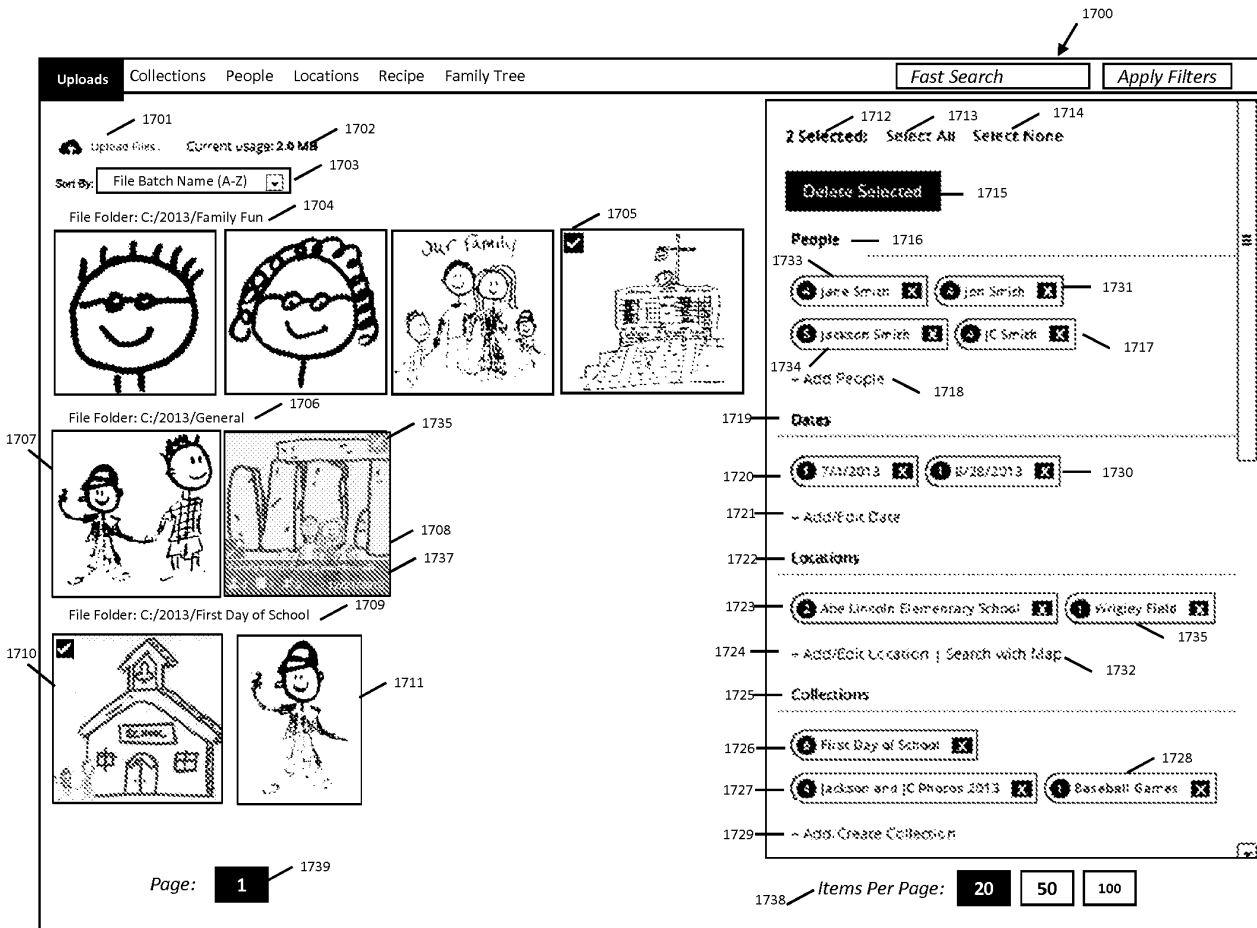
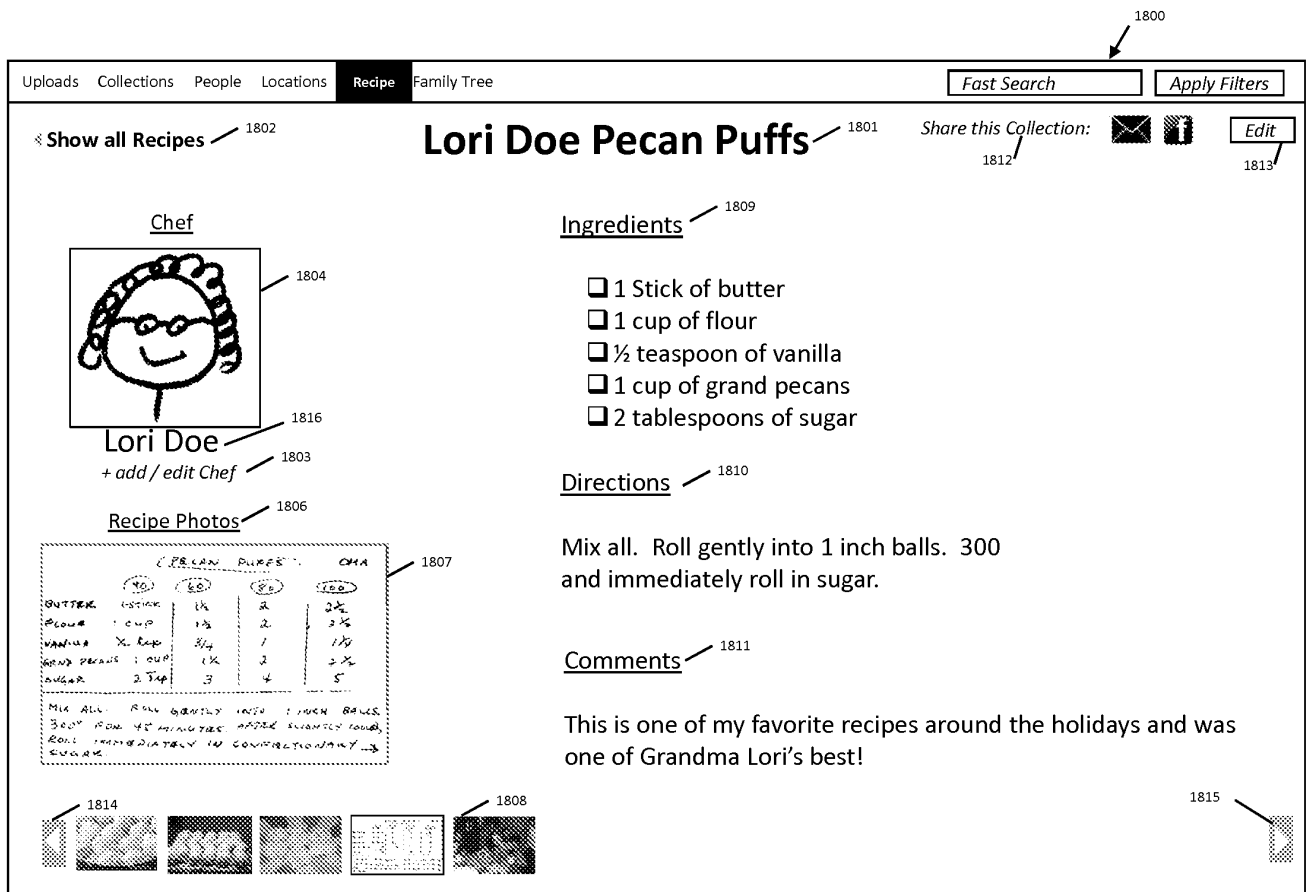


FIG. 36



**FIG. 37**

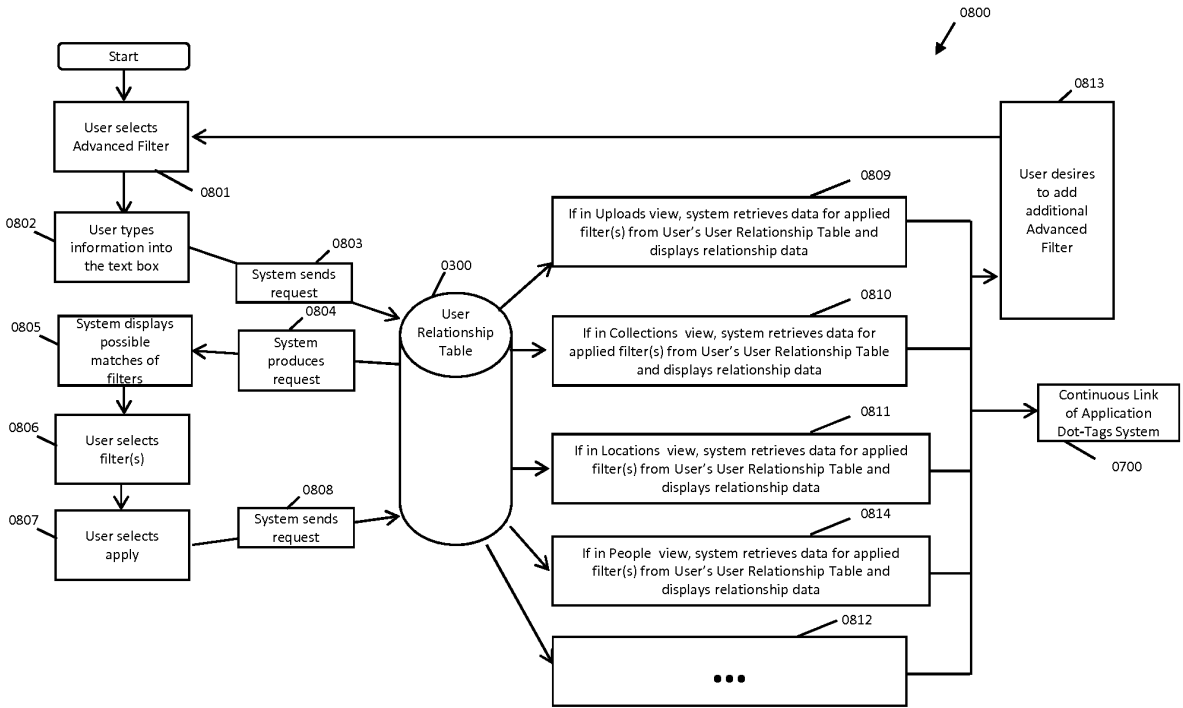
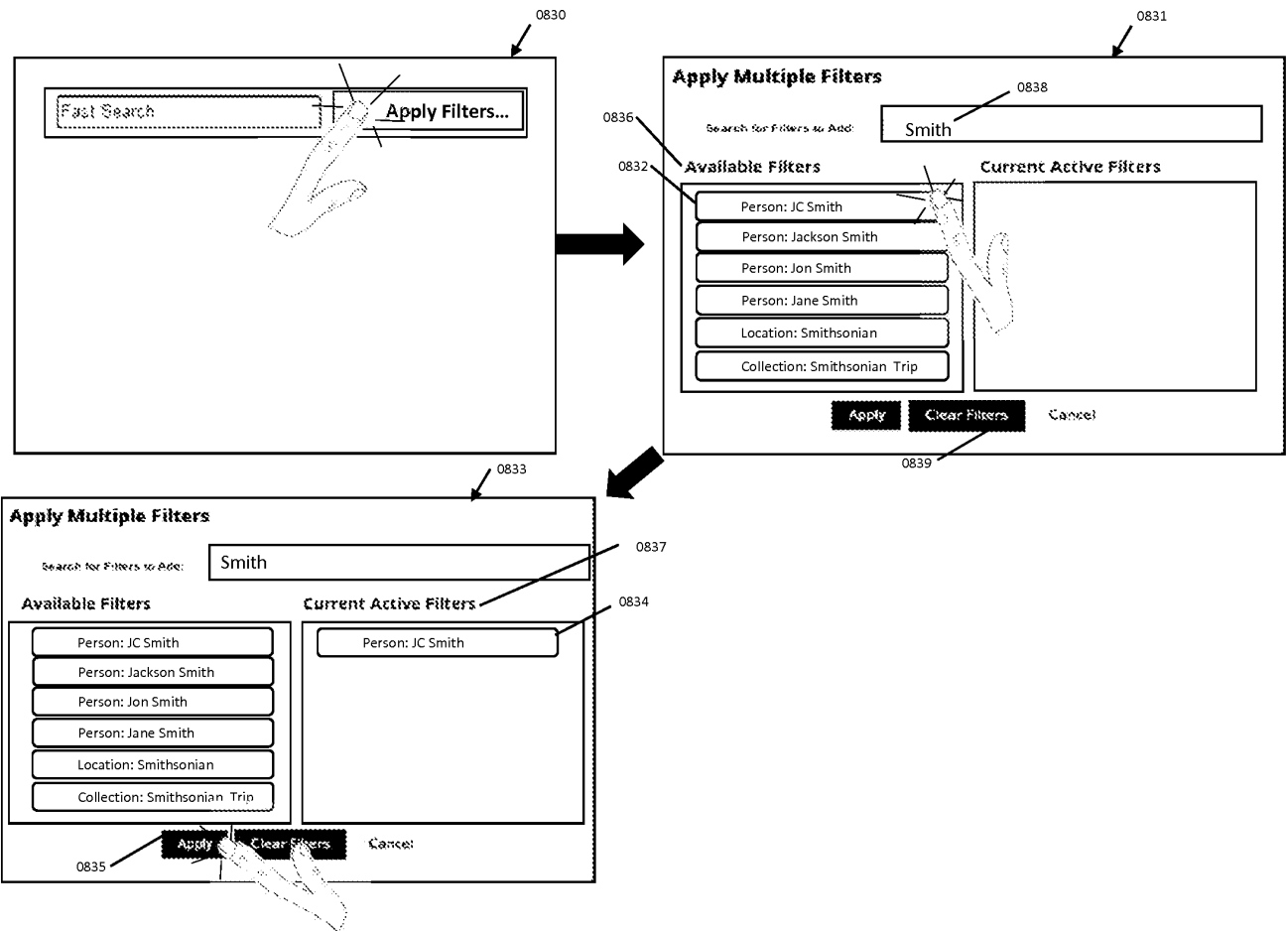
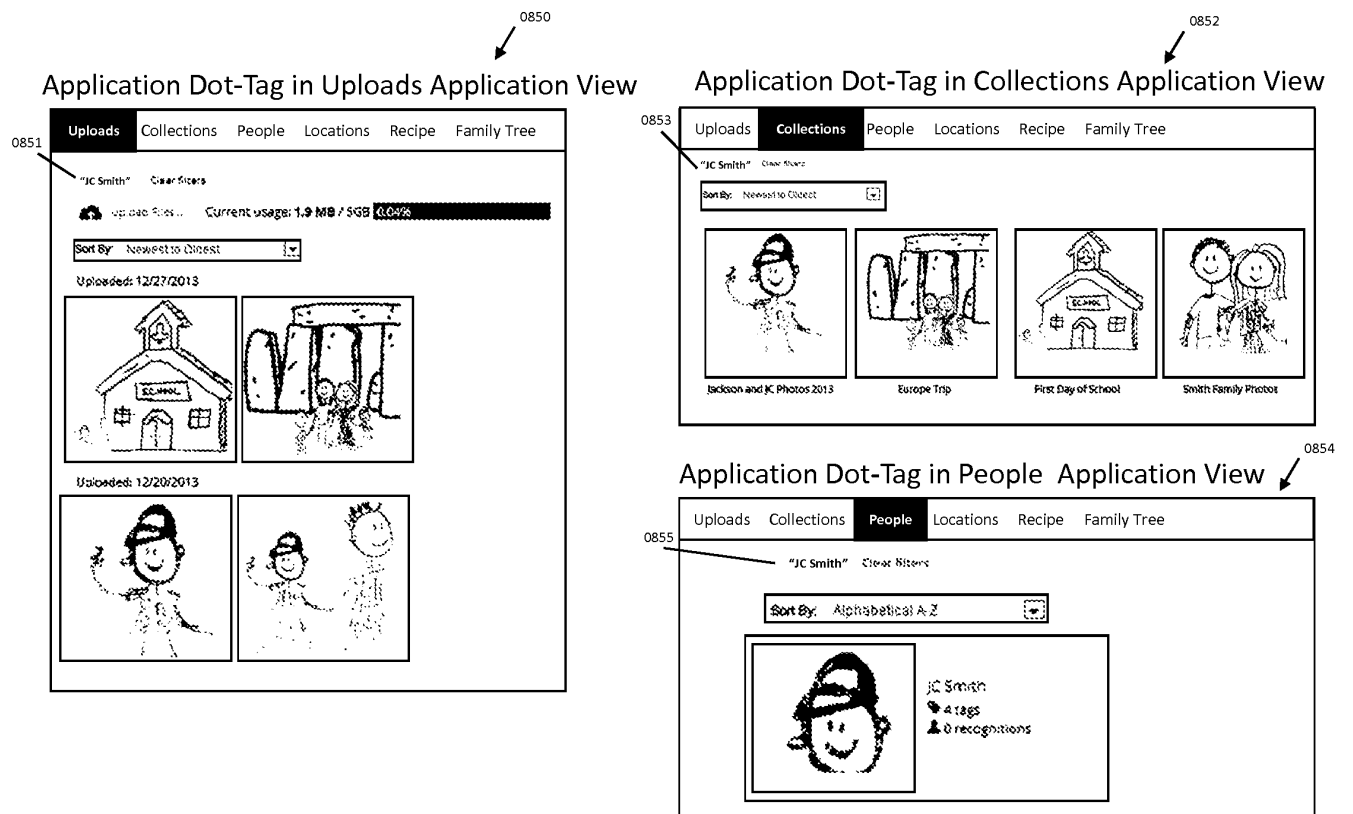


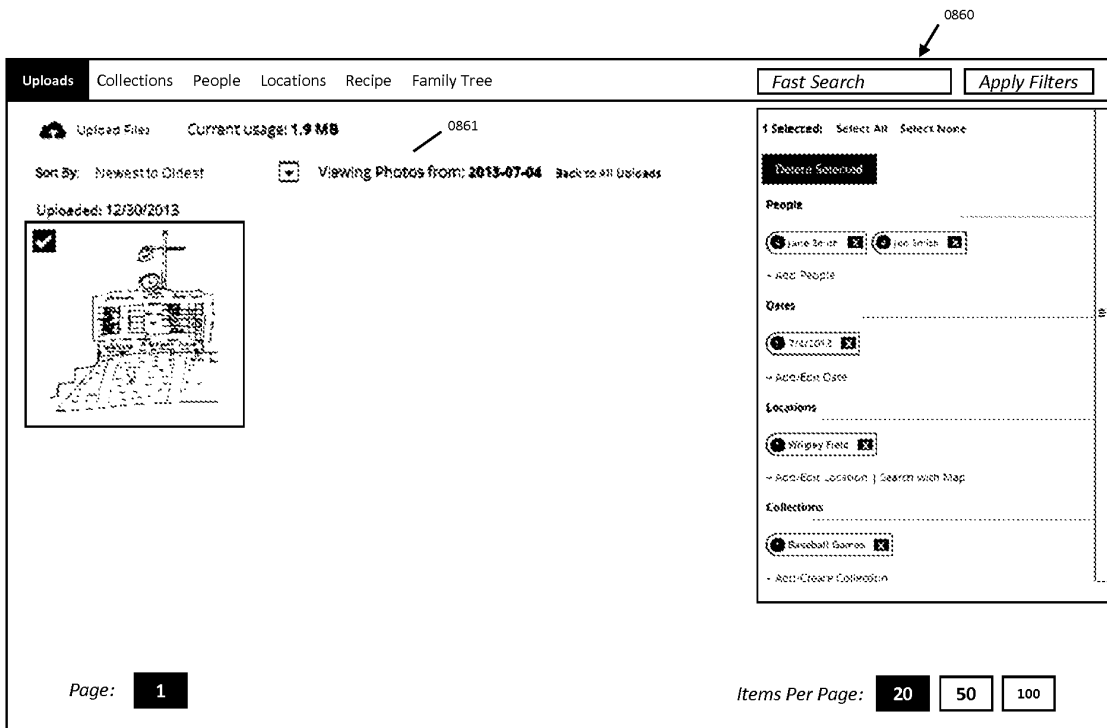
FIG. 38



**FIG. 39**

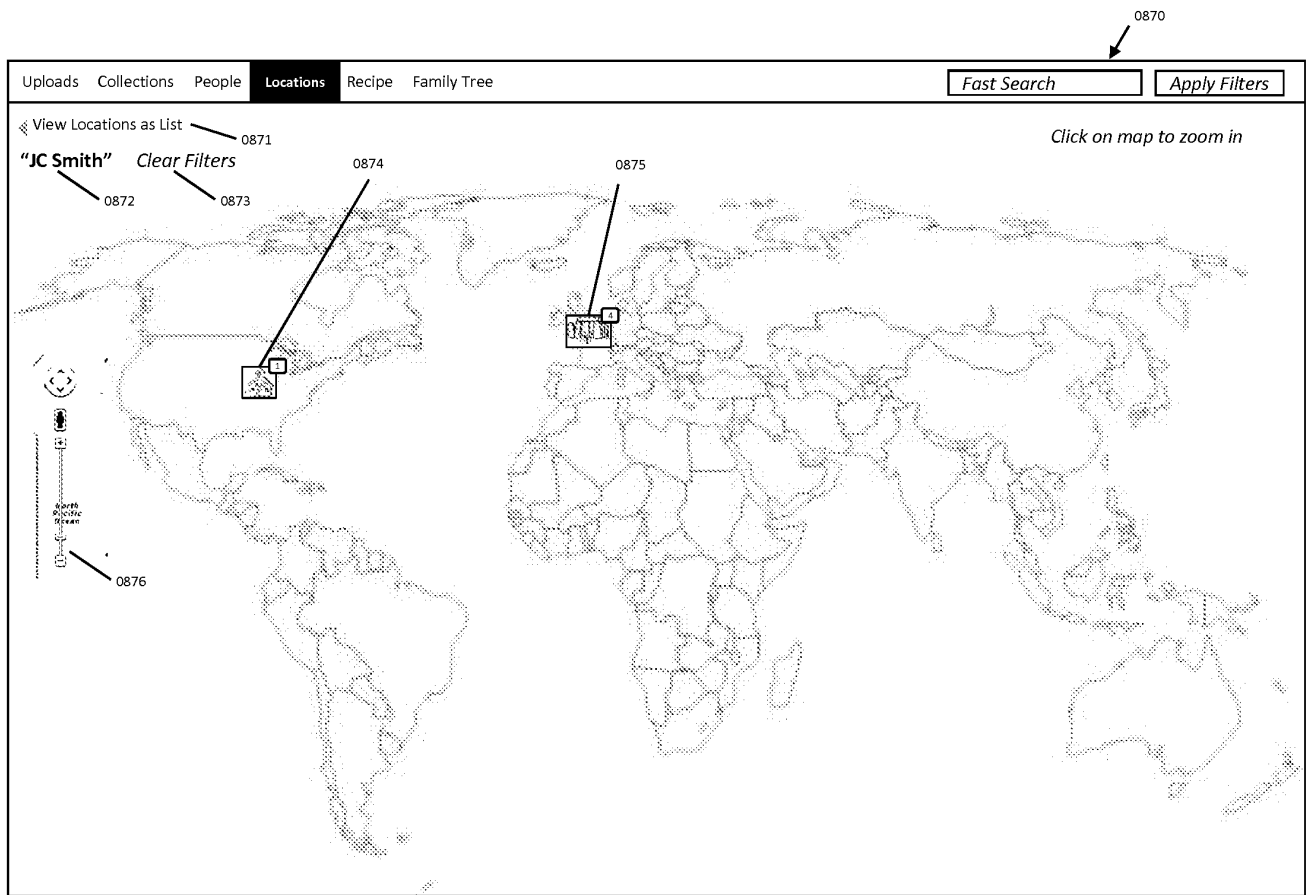


**FIG. 40**

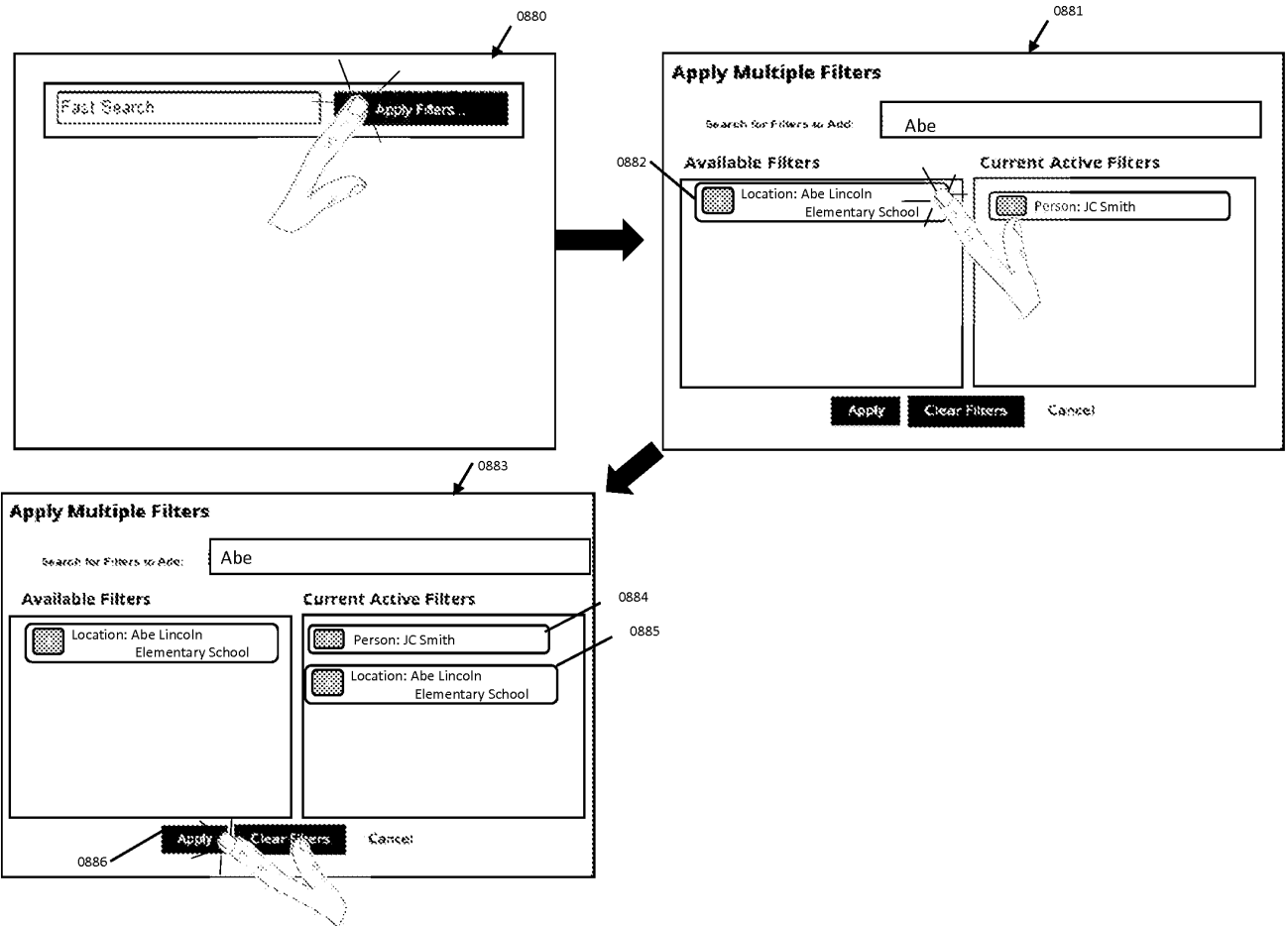




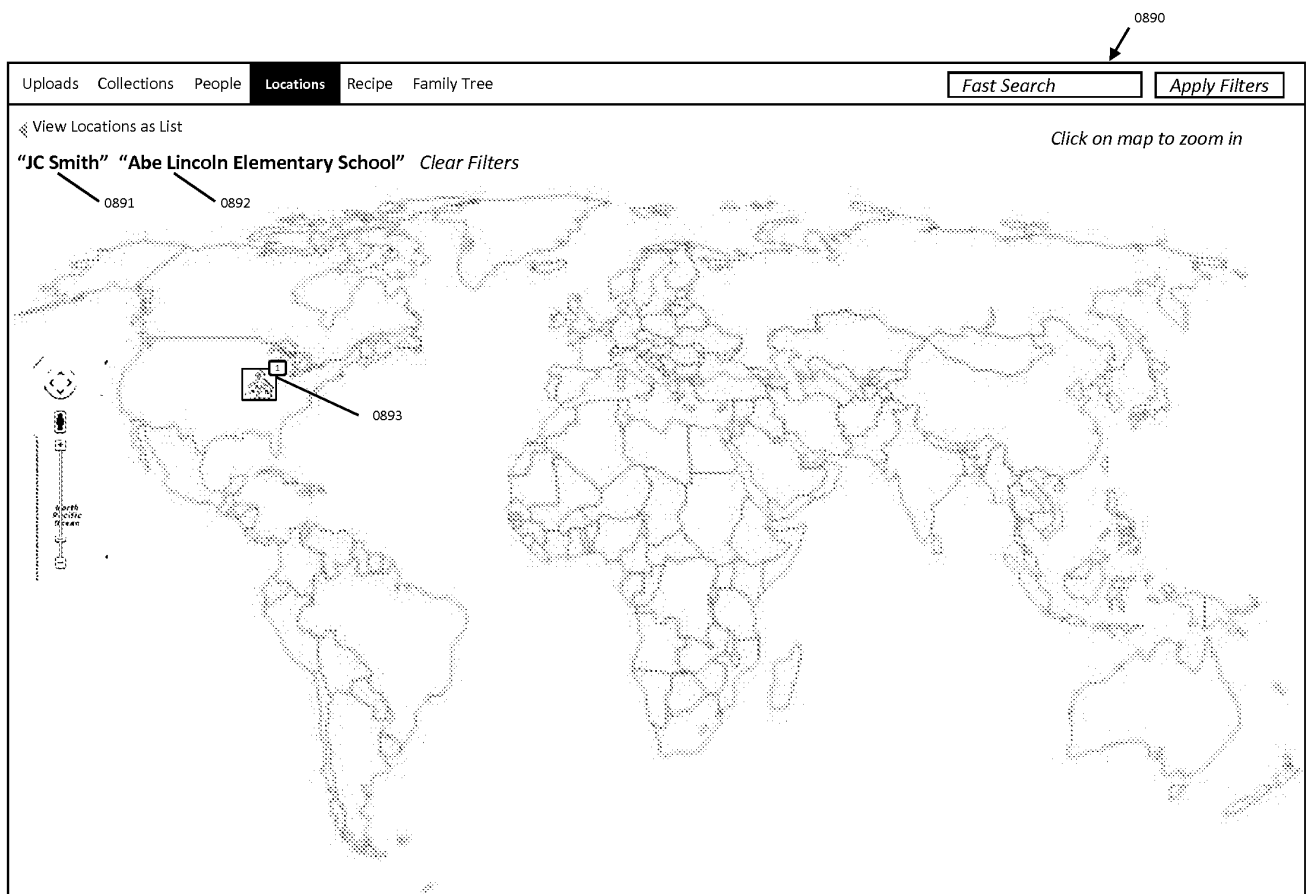
**FIG. 41**



**FIG. 42**



**FIG. 43**



**FIG. 44**

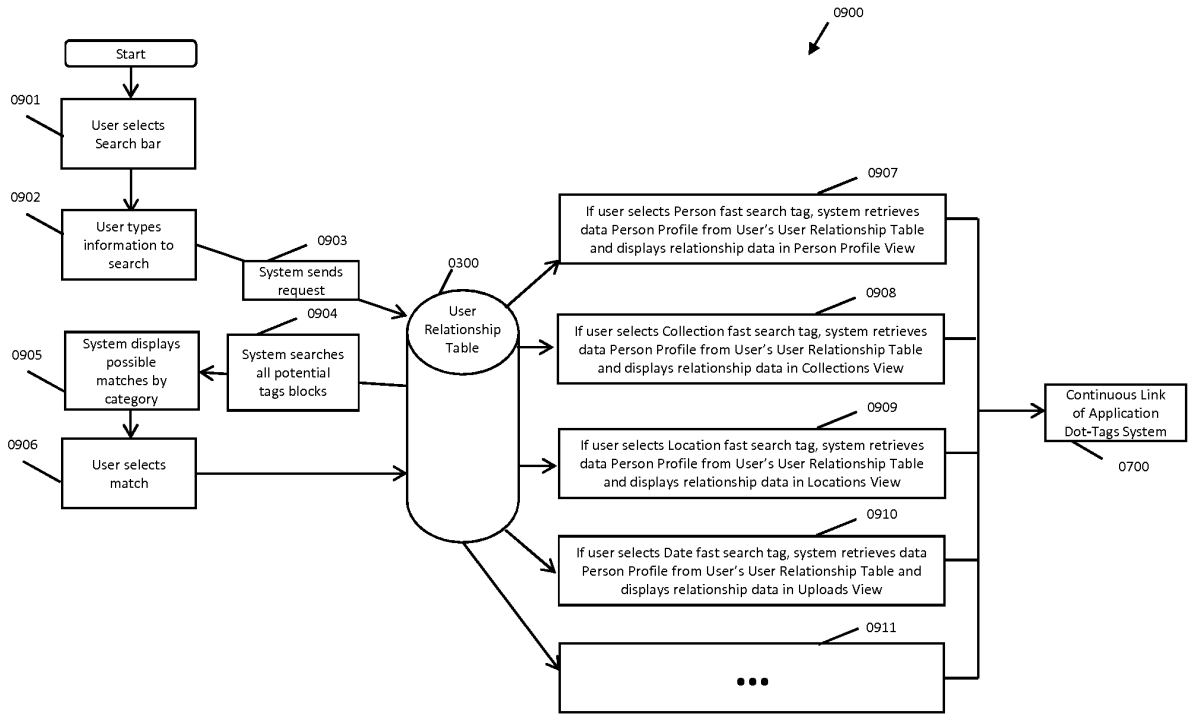
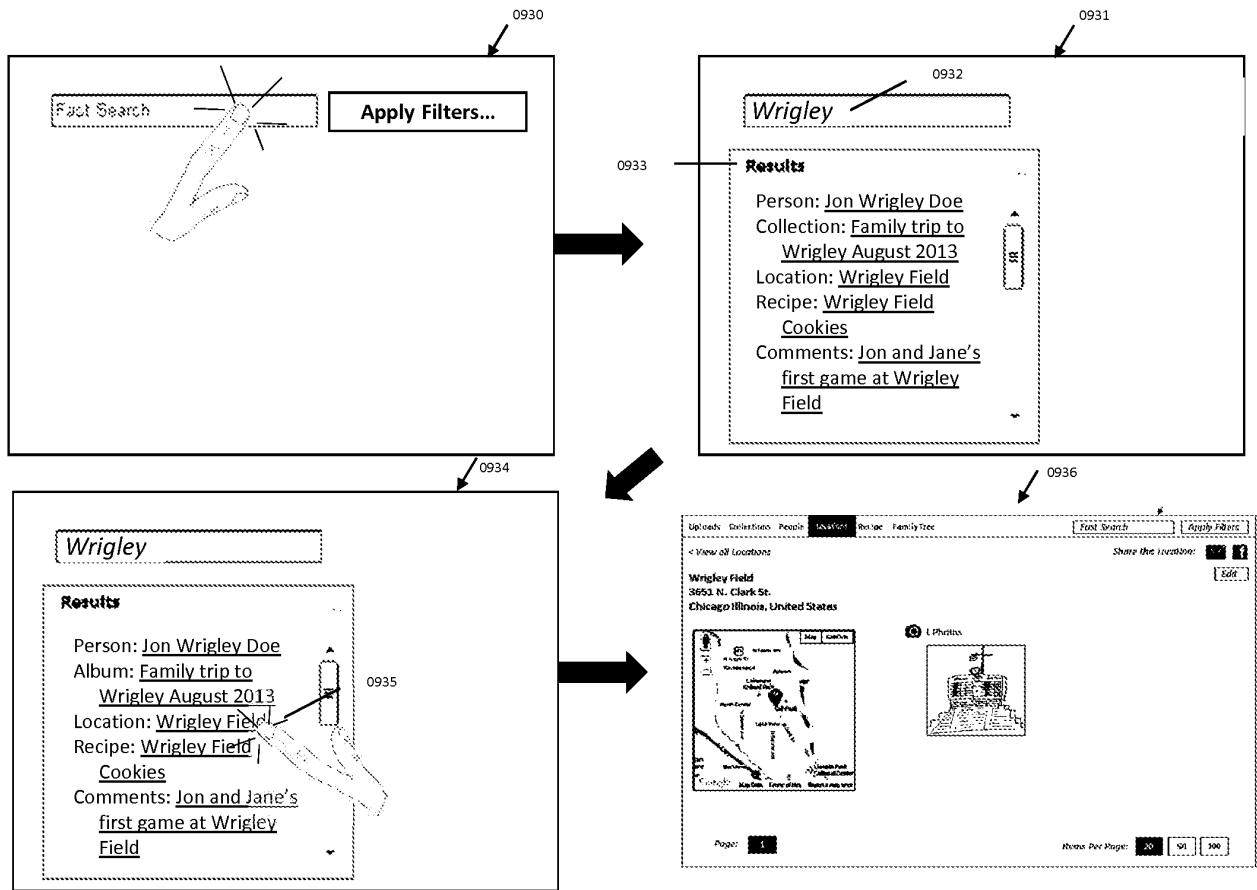
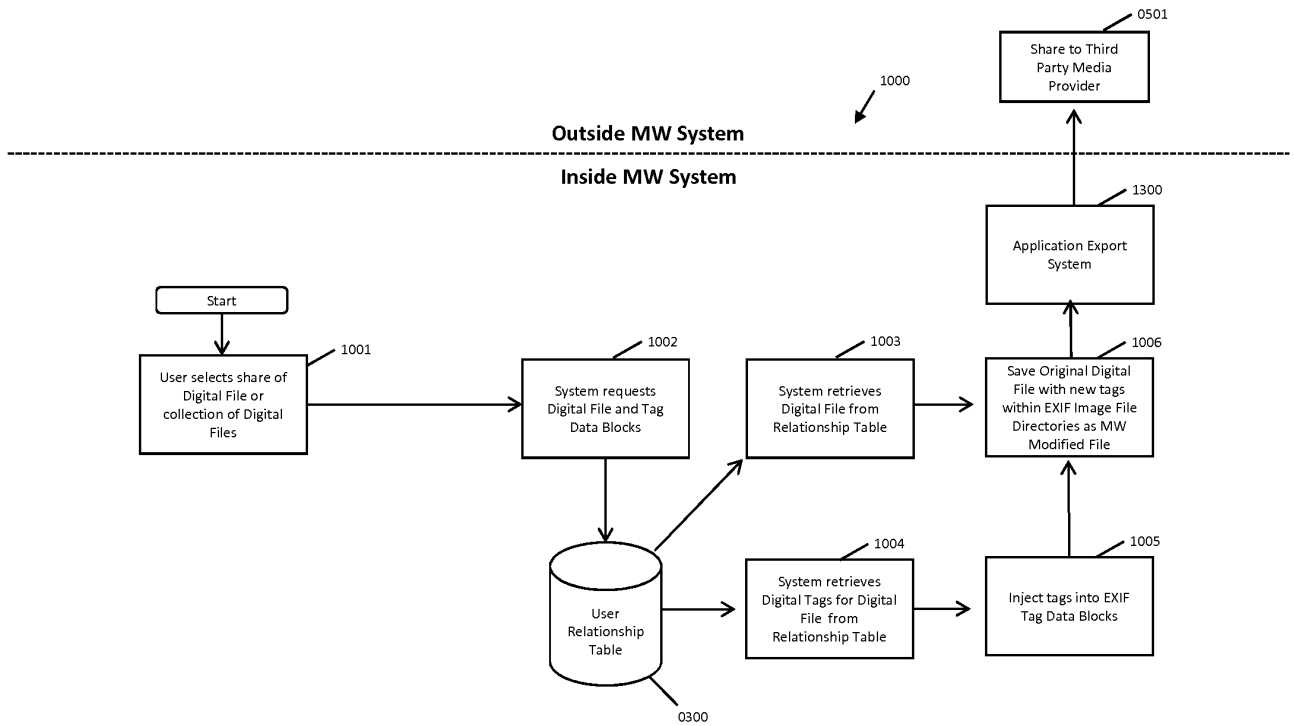


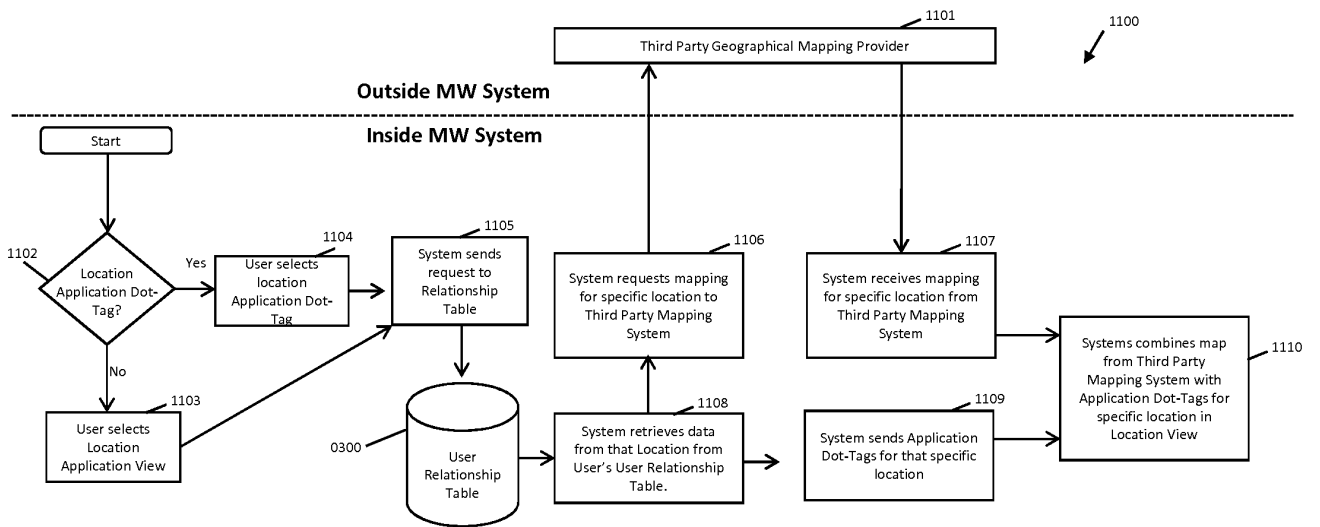
FIG. 45



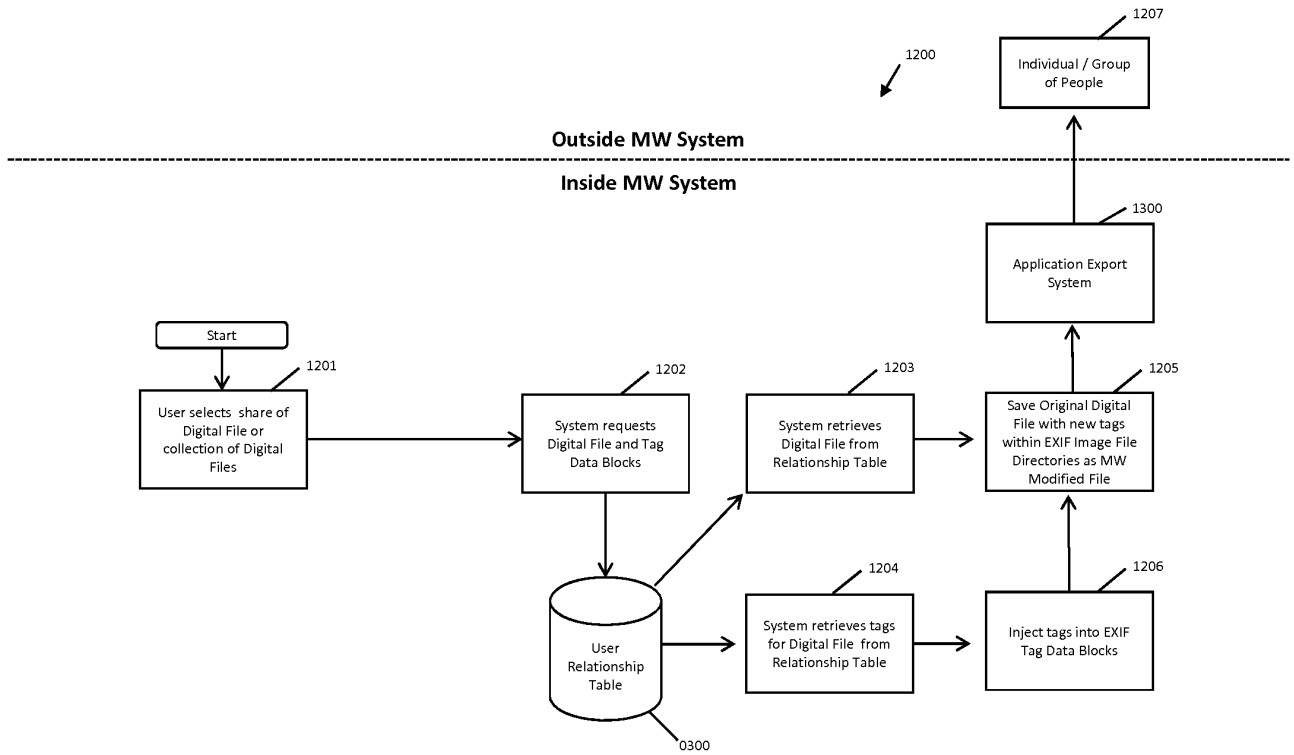
**FIG. 46**



**FIG. 47**

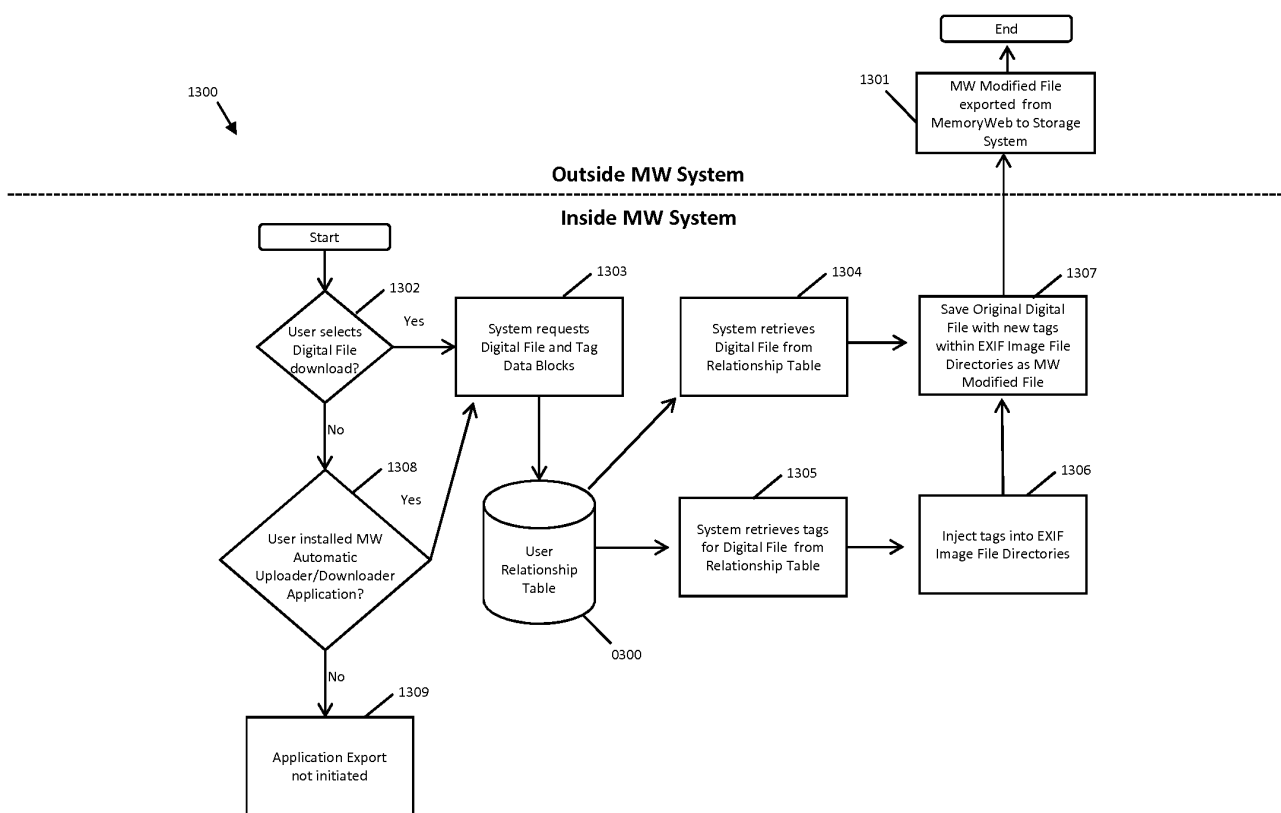


**FIG. 48**







**FIG. 49**



**FIG. 50**

	1401 Sample EXIF Image File Directories and ExifTool family 1 group names	1402  Original File EXIF Tag Data	1403  MW Modified File Tag Data
	Description Title		
	Description Subject		
1404	Description Rating	1416	1410
	Description Tags		
1405	Description Comments	1417	1411
	Origin (Authors, Date Taken, Date Acquired, Copyright)		
	Image (Image ID, Dimensions, Width, Height, etc.)		
	Camera (Camera Maker, Camera Model, etc.)		
	Advanced Photo (Lens Maker, Lens Model, etc.)		
1406	GPS Latitude	1418	1412
1407	GPS Longitude	1419	1413
	File Name	IMG_3826.JPG	IMG_3826.JPG
	File Item Type	JPG	JPG
1408	File Folder Path	C:\Photos\2013 1420	C:\Photos\MW Backup\2013 1414
1409	File Date Created	11/01/2013 10:00 AM 1421	08/28/2013 8:00 AM 1415
	File Date Modified		
	File Size	2.42 MB	2.42 MB
	File Attributes	A	A
	File (Offline availability, Offline status, Shared with, Owner, Computer, etc.)		

**PATENT APPLICATION FEE DETERMINATION RECORD**

Substitute for Form PTO-875

Application or Docket Number  
15/375,927

**APPLICATION AS FILED - PART I**

(Column 1)		(Column 2)	SMALL ENTITY		OR	OTHER THAN SMALL ENTITY	
FOR	NUMBER FILED	NUMBER EXTRA	RATE(\$)	FEE(\$)		RATE(\$)	FEE(\$)
BASIC FEE (37 CFR 1.16(a), (b), or (c))	N/A	N/A	N/A	70		N/A	
SEARCH FEE (37 CFR 1.16(k), (l), or (m))	N/A	N/A	N/A	300		N/A	
EXAMINATION FEE (37 CFR 1.16(e), (p), or (q))	N/A	N/A	N/A	360		N/A	
TOTAL CLAIMS (37 CFR 1.16(j))	1	minus 20 = *	x 40 =	0.00	OR		
INDEPENDENT CLAIMS (37 CFR 1.16(h))	1	minus 3 = *	x 210 =	0.00			
APPLICATION SIZE FEE (37 CFR 1.16(s))	If the specification and drawings exceed 100 sheets of paper, the application size fee due is \$310 (\$155 for small entity) for each additional 50 sheets or fraction thereof. See 35 U.S.C. 41(a)(1)(G) and 37 CFR 1.16(s).			0.00			
MULTIPLE DEPENDENT CLAIM PRESENT (37 CFR 1.16(j))				0.00			
			TOTAL	730		TOTAL	

\* If the difference in column 1 is less than zero, enter "0" in column 2.

**APPLICATION AS AMENDED - PART II**

(Column 1)		(Column 2)	(Column 3)	SMALL ENTITY		OR	OTHER THAN SMALL ENTITY		
AMENDMENT A		CLAIMS REMAINING AFTER AMENDMENT	HIGHEST NUMBER PREVIOUSLY PAID FOR	PRESENT EXTRA	RATE(\$)	ADDITIONAL FEE(\$)	RATE(\$)	ADDITIONAL FEE(\$)	
	Total (37 CFR 1.16(i))	*	Minus	**	=	x	=	x	=
	Independent (37 CFR 1.16(h))	*	Minus	***	=	x	=	x	=
	Application Size Fee (37 CFR 1.16(s))								
FIRST PRESENTATION OF MULTIPLE DEPENDENT CLAIM (37 CFR 1.16(j))									
				TOTAL ADD'L FEE		OR	TOTAL ADD'L FEE		
AMENDMENT B		CLAIMS REMAINING AFTER AMENDMENT	HIGHEST NUMBER PREVIOUSLY PAID FOR	PRESENT EXTRA	RATE(\$)	ADDITIONAL FEE(\$)	RATE(\$)	ADDITIONAL FEE(\$)	
	Total (37 CFR 1.16(i))	*	Minus	**	=	x	=	x	=
	Independent (37 CFR 1.16(h))	*	Minus	***	=	x	=	x	=
	Application Size Fee (37 CFR 1.16(s))								
FIRST PRESENTATION OF MULTIPLE DEPENDENT CLAIM (37 CFR 1.16(j))									
				TOTAL ADD'L FEE		OR	TOTAL ADD'L FEE		

\* If the entry in column 1 is less than the entry in column 2, write "0" in column 3.  
 \*\* If the "Highest Number Previously Paid For" IN THIS SPACE is less than 20, enter "20".  
 \*\*\* If the "Highest Number Previously Paid For" IN THIS SPACE is less than 3, enter "3".  
 The "Highest Number Previously Paid For" (Total or Independent) is the highest found in the appropriate box in column 1.



UNITED STATES PATENT AND TRADEMARK OFFICE

UNITED STATES DEPARTMENT OF COMMERCE
United States Patent and Trademark Office
Address: COMMISSIONER FOR PATENTS
P.O. Box 1450
Alexandria, Virginia 22313-1450
www.uspto.gov

Table with 7 columns: APPLICATION NUMBER, FILING or 371(c) DATE, GRP ART UNIT, FIL FEE REC'D, ATTY.DOCKET.NO, TOT CLAIMS, IND CLAIMS. Row 1: 15/375,927, 12/12/2016, 2673, 730, 069366-000002USC1, 1, 1

CONFIRMATION NO. 5543

FILING RECEIPT



70001
NIXON PEABODY LLP
70 West Madison Street, Suite 3500
CHICAGO, IL 60602

Date Mailed: 12/23/2016

Receipt is acknowledged of this non-provisional patent application. The application will be taken up for examination in due course. Applicant will be notified as to the results of the examination. Any correspondence concerning the application must include the following identification information: the U.S. APPLICATION NUMBER, FILING DATE, NAME OF APPLICANT, and TITLE OF INVENTION. Fees transmitted by check or draft are subject to collection. Please verify the accuracy of the data presented on this receipt. If an error is noted on this Filing Receipt, please submit a written request for a Filing Receipt Correction. Please provide a copy of this Filing Receipt with the changes noted thereon. If you received a "Notice to File Missing Parts" for this application, please submit any corrections to this Filing Receipt with your reply to the Notice. When the USPTO processes the reply to the Notice, the USPTO will generate another Filing Receipt incorporating the requested corrections

Inventor(s)

Christopher J. Desmond, Glen Ellyn, IL;
Nancy L. Desmond, Glen Ellyn, IL;
L. Michael Taylor, Chicago, IL;

Applicant(s)

MemoryWeb, LLC, Glen Ellyn, IL;

Power of Attorney: The patent practitioners associated with Customer Number 70001

Domestic Priority data as claimed by applicant

This application is a CON of 14/193,426 02/28/2014
which is a CIP of 13/157,214 06/09/2011 PAT 9098531

Foreign Applications for which priority is claimed (You may be eligible to benefit from the Patent Prosecution Highway program at the USPTO. Please see http://www.uspto.gov for more information.) - None.

Foreign application information must be provided in an Application Data Sheet in order to constitute a claim to foreign priority. See 37 CFR 1.55 and 1.76.

Permission to Access Application via Priority Document Exchange: Yes

Permission to Access Search Results: Yes

Applicant may provide or rescind an authorization for access using Form PTO/SB/39 or Form PTO/SB/69 as appropriate.

If Required, Foreign Filing License Granted: 12/21/2016

The country code and number of your priority application, to be used for filing abroad under the Paris Convention, is **US 15/375,927**

**Projected Publication Date:** 03/30/2017

**Non-Publication Request:** No

**Early Publication Request:** No

**\*\* SMALL ENTITY \*\***

**Title**

METHOD AND APPARATUS FOR MANAGING DIGITAL FILES

**Preliminary Class**

358

**Statement under 37 CFR 1.55 or 1.78 for AIA (First Inventor to File) Transition Applications:** No

### **PROTECTING YOUR INVENTION OUTSIDE THE UNITED STATES**

Since the rights granted by a U.S. patent extend only throughout the territory of the United States and have no effect in a foreign country, an inventor who wishes patent protection in another country must apply for a patent in a specific country or in regional patent offices. Applicants may wish to consider the filing of an international application under the Patent Cooperation Treaty (PCT). An international (PCT) application generally has the same effect as a regular national patent application in each PCT-member country. The PCT process **simplifies** the filing of patent applications on the same invention in member countries, but **does not result** in a grant of "an international patent" and does not eliminate the need of applicants to file additional documents and fees in countries where patent protection is desired.

Almost every country has its own patent law, and a person desiring a patent in a particular country must make an application for patent in that country in accordance with its particular laws. Since the laws of many countries differ in various respects from the patent law of the United States, applicants are advised to seek guidance from specific foreign countries to ensure that patent rights are not lost prematurely.

Applicants also are advised that in the case of inventions made in the United States, the Director of the USPTO must issue a license before applicants can apply for a patent in a foreign country. The filing of a U.S. patent application serves as a request for a foreign filing license. The application's filing receipt contains further information and guidance as to the status of applicant's license for foreign filing.

Applicants may wish to consult the USPTO booklet, "General Information Concerning Patents" (specifically, the section entitled "Treaties and Foreign Patents") for more information on timeframes and deadlines for filing foreign patent applications. The guide is available either by contacting the USPTO Contact Center at 800-786-9199, or it can be viewed on the USPTO website at <http://www.uspto.gov/web/offices/pac/doc/general/index.html>.

For information on preventing theft of your intellectual property (patents, trademarks and copyrights), you may wish to consult the U.S. Government website, <http://www.stopfakes.gov>. Part of a Department of Commerce initiative, this website includes self-help "toolkits" giving innovators guidance on how to protect intellectual property in specific countries such as China, Korea and Mexico. For questions regarding patent enforcement issues, applicants may call the U.S. Government hotline at 1-866-999-HALT (1-866-999-4258).

**LICENSE FOR FOREIGN FILING UNDER**  
**Title 35, United States Code, Section 184**  
**Title 37, Code of Federal Regulations, 5.11 & 5.15**

**GRANTED**

The applicant has been granted a license under 35 U.S.C. 184, if the phrase "IF REQUIRED, FOREIGN FILING LICENSE GRANTED" followed by a date appears on this form. Such licenses are issued in all applications where the conditions for issuance of a license have been met, regardless of whether or not a license may be required as set forth in 37 CFR 5.15. The scope and limitations of this license are set forth in 37 CFR 5.15(a) unless an earlier license has been issued under 37 CFR 5.15(b). The license is subject to revocation upon written notification. The date indicated is the effective date of the license, unless an earlier license of similar scope has been granted under 37 CFR 5.13 or 5.14.

This license is to be retained by the licensee and may be used at any time on or after the effective date thereof unless it is revoked. This license is automatically transferred to any related applications(s) filed under 37 CFR 1.53(d). This license is not retroactive.

The grant of a license does not in any way lessen the responsibility of a licensee for the security of the subject matter as imposed by any Government contract or the provisions of existing laws relating to espionage and the national security or the export of technical data. Licensees should apprise themselves of current regulations especially with respect to certain countries, of other agencies, particularly the Office of Defense Trade Controls, Department of State (with respect to Arms, Munitions and Implements of War (22 CFR 121-128)); the Bureau of Industry and Security, Department of Commerce (15 CFR parts 730-774); the Office of Foreign Assets Control, Department of Treasury (31 CFR Parts 500+) and the Department of Energy.

**NOT GRANTED**

No license under 35 U.S.C. 184 has been granted at this time, if the phrase "IF REQUIRED, FOREIGN FILING LICENSE GRANTED" DOES NOT appear on this form. Applicant may still petition for a license under 37 CFR 5.12, if a license is desired before the expiration of 6 months from the filing date of the application. If 6 months has lapsed from the filing date of this application and the licensee has not received any indication of a secrecy order under 35 U.S.C. 181, the licensee may foreign file the application pursuant to 37 CFR 5.15(b).

---

***SelectUSA***

The United States represents the largest, most dynamic marketplace in the world and is an unparalleled location for business investment, innovation, and commercialization of new technologies. The U.S. offers tremendous resources and advantages for those who invest and manufacture goods here. Through SelectUSA, our nation works to promote and facilitate business investment. SelectUSA provides information assistance to the international investor community; serves as an ombudsman for existing and potential investors; advocates on behalf of U.S. cities, states, and regions competing for global investment; and counsels U.S. economic development organizations on investment attraction best practices. To learn more about why the United States is the best country in the world to develop technology, manufacture products, deliver services, and grow your business, visit <http://www.SelectUSA.gov> or call +1-202-482-6800.

**PATENT**

**IN THE UNITED STATES PATENT AND TRADEMARK OFFICE**

Application No. : 15/375,927  
Applicant : MemoryWeb, LLC  
Filed : December 12, 2016  
Title : METHOD AND APPARATUS FOR MANAGING DIGITAL  
FILES  
Confirmation No. : 5543  
TC/A.U. : 2161  
Examiner : Not Yet Assigned  
Docket No. : 069366-000002USC1  
Customer No. : 70001

**SECOND PRELIMINARY AMENDMENT**

Commissioner for Patents – via EFS  
P.O. Box 1450  
Alexandria, Virginia 22313

Dear Commissioner:

The Applicant respectfully requests that prior to the examination of the above-captioned patent application that this Second Preliminary Amendment be entered.

The Applicant's **Listing of the Claims** begins on Page 2 of this paper.

The Applicant's **Remarks** begin on Page 9 of this paper.

**LISTING OF THE CLAIMS**

This listing of claims will replace all prior versions, and listings, of claims in the application:

**Listing of Claims:**

1-29. (Canceled)

30. (New) A computer-implemented method of displaying at least a portion of a plurality of digital photographs, each of the digital photographs being associated with a geotag indicative of geographic coordinates where the digital photograph was taken, the method comprising:

displaying an application view on a video display device including displaying a plurality of selectable elements, the plurality of selectable elements including a location selectable element;

responsive to a click or tap of the location selectable element, displaying a map view on a video display device, the displaying the map view including displaying:

(i) a representation of an interactive map;

(ii) a first location selectable thumbnail image at a first location on the interactive map, the first location being associated with the geographic coordinates of a first geotag, a first set of digital photographs including all of the digital photographs associated with the first geotag;

(iii) a first count value image partially overlapping the first location selectable thumbnail image, the first count value image including a first number that corresponds to the number of digital photographs in the first set of digital photographs;

(iv) a second location selectable thumbnail image at a second location on the interactive map, the second location being associated with the geographic coordinates of a second geotag, a second set of digital photographs including all of the digital photographs associated with the second geotag;  
and



(v) a second count value image partially overlapping the second location selectable thumbnail image, the second count value image including a second number that corresponds to the number of digital photographs in the second set of digital photographs;

responsive to a click or tap of the first location selectable thumbnail image, displaying a first location view on the video display device, the displaying the first location view including displaying (i) a first location name associated with the first geotag and (ii) a scaled replica of each of the digital photographs in the first set of digital photographs, the displayed scaled replicas of each of the digital photographs in the first set of digital photographs not being overlaid on the interactive map; and responsive to a click or tap of the second location selectable thumbnail image, displaying a second location view on the video display device, the displaying the second location view including displaying (i) a second location name corresponding to the second geotag and (ii) a scaled replica of each of the digital photographs in the second set of digital photographs, the displayed scaled replicas of each of the digital photographs in the second set of digital photographs not being overlaid on the interactive map.

31. (New) The computer-implemented method of claim 30, wherein the first location selectable thumbnail image includes a scaled representation of at least one of the digital photographs in the first set of digital photographs, and wherein the second location selectable thumbnail image includes a scaled representation of at least one of the digital photographs in the second set of digital photographs.

32. (New) The computer-implemented method of claim 30, further comprising responsive to a click or tap of a first one of the displayed scaled replicas in the first location view, displaying a first digital photograph associated with the first scaled replica in the first location view and a first map image indicating the geographic coordinates of the first geotag.

33. (New) The computer-implemented method of claim 32, further comprising responsive to a click or tap of a first one of the displayed scaled replicas in the second location view, displaying a first digital photograph associated with the first scaled replica in the second location view and a second map image indicating the geographic coordinates of the second geotag.

34. (New) The computer-implemented method of claim 30, wherein the plurality of selectable elements further includes a people selectable element, the method further comprising responsive to a click or tap of the people selectable element, displaying a people view, the displaying the people view including displaying:

- (i) a first person selectable thumbnail image including an image of a face of a first person, a third set of digital photographs including digital photographs associated with the first person;
- (ii) a name associated with the first person, the name associated with the first person being displayed adjacent to the first person selectable thumbnail image;
- (iii) a second person selectable thumbnail image including an image of a face of a second person, a fourth set of digital photographs including digital photographs associated with the second person; and
- (iv) a name associated with the second person, the name associated with the second person being displayed adjacent to the second person selectable thumbnail image.

35. (New) The computer-implemented method of claim 34, wherein the displaying the people view further includes displaying the first person selectable thumbnail image and the second person selectable thumbnail image in an alphabetical order based on the names associated with first person and the second person.

36. (New) The computer-implemented method of claim 34, further comprising responsive to a click or tap of the first person selectable thumbnail image, displaying a first person view, the displaying the first person view including displaying (i) the name associated with the first person and (ii) a scaled replica of each of the digital photographs in the third set of digital photographs.

37. (New) The computer-implemented method of claim 36, wherein the displaying the first person view further includes displaying a first-person-location selectable element.

38. (New) The computer-implemented method of claim 37, further comprising responsive to a click or tap of the first-person-location selectable element, displaying a representation of all locations having a digital photograph associated with the first person.

39. (New) The computer-implemented method of claim 36, further comprising responsive to a click or tap of the second person selectable thumbnail image, displaying a second person view, the displaying the second person view including displaying (i) the name associated

with the second person and (ii) a scaled replica of each of the digital photographs in the fourth set of digital photographs.

40. (New) The computer-implemented method of claim 39, wherein the displaying the second person view further includes displaying a second-person-location selectable element.

41. (New) The computer-implemented method of claim 40, further comprising responsive to a click or tap of the second-person-location selectable element, displaying a representation of all locations having a digital photograph associated with the second person.

42. (New) The computer-implemented method of claim 30, wherein the plurality of selectable elements further includes an album selectable element, the method further comprising responsive to a click or tap of the album selectable element, displaying an album view, the displaying the album view including displaying:

- (i) a first album selectable thumbnail image including a scaled representation of at least one digital photograph in a third set of digital photographs that includes all of the digital photographs associated with a first album tag;
- (ii) a first album name associated with the first album, the first album name being displayed adjacent to the first album selectable thumbnail image;
- (iii) a second album selectable thumbnail image including a scaled representation of at least one digital photograph in a fourth set of digital photographs that includes all of the digital photographs associated with a second album tag; and
- (ii) a second album name associated with the second album, the second album name being displayed adjacent to the second album selectable thumbnail image.

43. (New) The computer-implemented method of claim 42, further comprising responsive to a click or tap of the first album selectable thumbnail image, displaying a first album view, the displaying the first album view including displaying (i) the first album name associated with the first album and (ii) a scaled replica of each of the digital photographs in the third set of digital photographs.

44. (New) The computer-implemented method of claim 43, further comprising responsive to a click or tap of the second album selectable thumbnail image, displaying a second album view, the displaying the second album view including displaying (i) the second album name associated with the second album and (ii) a scaled replica of each of the digital photographs in the fourth set of digital photographs.

45. (New) A computer-implemented method of displaying at least a portion of a plurality of digital photographs, the method comprising:

displaying an application view on a video display device including displaying a plurality of selectable elements, the plurality of selectable elements including a people selectable element and a location selectable element;

responsive to a click or tap of the people selectable element, displaying a people view, the displaying the people view including displaying:

(i) a person selectable thumbnail image including an image of a face of a person, a first set of digital photographs including digital photographs associated with the person; and

(ii) a name associated with the person, the name associated with the person being displayed adjacent to the person selectable thumbnail image; and

responsive to a click or tap of the location selectable element, displaying a map view on a video display device, the displaying the map view including displaying:

(i) a representation of an interactive map;

(ii) a location selectable thumbnail image at a location on the interactive map, the location being associated with the geographic coordinates of a geotag, a second set of digital photographs including all of the digital photographs associated with the geotag; and

(iii) a count value image partially overlapping the location selectable thumbnail image, the count value image including a number that corresponds to the number of digital photographs in the second set of digital photographs.

46. (New) The computer-implemented method of claim 45, further comprising responsive to a click or tap of the person selectable thumbnail image, displaying a person view, the displaying the person view including displaying (i) the name associated with the person and (ii) a scaled replica of each of the digital photographs in the first set of digital photographs.

47. (New) The computer-implemented method of claim 46, wherein the displaying the person view further includes displaying a person-location selectable element.

48. (New) The computer-implemented method of claim 47, further comprising responsive to a click or tap of the person-location selectable element, displaying a representation of all locations having a digital photograph associated with the person.

49. (New) The computer-implemented method of claim 45, further comprising responsive to a click or tap of the location selectable thumbnail image, displaying a location view on the video display device, the displaying the location view including displaying (i) a location name associated with the geotag and (ii) a scaled replica of each of the digital photographs in the second set of digital photographs.

50. (New) A computer-implemented method of displaying at least a portion of a plurality of digital photographs, the method comprising:

displaying an application view on a video display device including displaying a plurality of selectable elements, the plurality of selectable elements including an album selectable element, a people selectable element, and a location selectable element; responsive to a click or tap of the album selectable element, displaying an album view, the displaying the album view including displaying:

- (i) an album selectable thumbnail image including a scaled representation of at least one digital photograph in a first set of digital photographs that includes all of the digital photographs associated with an album tag; and
- (ii) an album name associated with the album, the album name being displayed adjacent to the album selectable thumbnail image;

responsive to a click or tap of the people selectable element, displaying a people view, the displaying the people view including displaying:

- (i) a person selectable thumbnail image including an image of a face of a person, a second set of digital photographs including digital photographs associated with the person; and
- (ii) a name associated with the person, the name associated with the person being displayed adjacent to the person selectable thumbnail image; and

responsive to a click or tap of the location selectable element, displaying a map view on a video display device, the displaying the map view including displaying:

- (i) a representation of an interactive map;
- (ii) a location selectable thumbnail image at a location on the interactive map, the location being associated with the geographic coordinates of a geotag, a third set of digital photographs including all of the digital photographs associated with the geotag; and

- (iii) a count value image partially overlapping the location selectable thumbnail image, the count value image including a number that corresponds to the number of digital photographs in the third set of digital photographs.

**REMARKS**

Claims 1 was pending and is now canceled. Claims 2-29 were previously canceled. New claims 30-50 are added. No new matter is added. After entering this preliminary amendment, claims 30-50 will be pending.

**CONCLUSION**

The Applicant submits that the claims are in a condition for allowance and action toward that end is earnestly solicited. Applicant is concurrently submitting total claims in excess of twenty fees of \$40.00 (1 claim X \$40.00). It is believed that no additional fees are due at this time; however, should any additional fees be required (except for payment of the issue fee), the Director is authorized to deduct the additional fees (except for the issue fee) from Nixon Peabody Deposit Account No. 50-4181, Order No. 069366-000002USC1.

Respectfully submitted,

March 16, 2017  
Date

/Bradley M. Taub, Reg. No. 67,300/  
Bradley M. Taub  
Registration No. 67,300  
NIXON PEABODY LLP  
70 West Madison, Suite 3500  
Chicago, Illinois 60602  
(312) 425-8563 – Direct Telephone  
(312) 425-3909 – Facsimile

ATTORNEYS FOR APPLICANT

Electronic Patent Application Fee Transmittal				
<b>Application Number:</b>	15375927			
<b>Filing Date:</b>	12-Dec-2016			
<b>Title of Invention:</b>	METHOD AND APPARATUS FOR MANAGING DIGITAL FILES			
<b>First Named Inventor/Applicant Name:</b>	Christopher J. Desmond			
<b>Filer:</b>	Bradley Michael Taub			
<b>Attorney Docket Number:</b>	069366-000002USC1			
Filed as Small Entity				
<b>Filing Fees for Utility under 35 USC 111(a)</b>				
<b>Description</b>	<b>Fee Code</b>	<b>Quantity</b>	<b>Amount</b>	<b>Sub-Total in USD(\$)</b>
<b>Basic Filing:</b>				
<b>Pages:</b>				
<b>Claims:</b>				
CLAIMS IN EXCESS OF 20	2202	1	40	40
<b>Miscellaneous-Filing:</b>				
<b>Petition:</b>				
<b>Patent-Appeals-and-Interference:</b>				
<b>Post-Allowance-and-Post-Issuance:</b>				



Description	Fee Code	Quantity	Amount	Sub-Total in USD(\$)
<b>Extension-of-Time:</b>				
<b>Miscellaneous:</b>				
<b>Total in USD (\$)</b>				<b>40</b>

## Electronic Acknowledgement Receipt

<b>EFS ID:</b>	28652799
<b>Application Number:</b>	15375927
<b>International Application Number:</b>	
<b>Confirmation Number:</b>	5543
<b>Title of Invention:</b>	METHOD AND APPARATUS FOR MANAGING DIGITAL FILES
<b>First Named Inventor/Applicant Name:</b>	Christopher J. Desmond
<b>Customer Number:</b>	70001
<b>Filer:</b>	Bradley Michael Taub
<b>Filer Authorized By:</b>	
<b>Attorney Docket Number:</b>	069366-000002USC1
<b>Receipt Date:</b>	16-MAR-2017
<b>Filing Date:</b>	12-DEC-2016
<b>Time Stamp:</b>	17:00:45
<b>Application Type:</b>	Utility under 35 USC 111(a)

### Payment information:

Submitted with Payment	yes
Payment Type	DA
Payment was successfully received in RAM	\$40
RAM confirmation Number	031717INTEFSW00003640504181
Deposit Account	
Authorized User	

The Director of the USPTO is hereby authorized to charge indicated fees and credit any overpayment as follows:

<b>File Listing:</b>					
<b>Document Number</b>	<b>Document Description</b>	<b>File Name</b>	<b>File Size(Bytes)/ Message Digest</b>	<b>Multi Part /.zip</b>	<b>Pages (if appl.)</b>
1	Preliminary Amendment	069366-2USC1_Second_Preliminary_Amendment.pdf	89216 84021b36b069b2b5d64d474be8290c48407f6c1d	no	9
<b>Warnings:</b>					
<b>Information:</b>					
2	Fee Worksheet (SB06)	fee-info.pdf	30442 87c618917d6872a90c58434282f36e6fbcabb303	no	2
<b>Warnings:</b>					
<b>Information:</b>					
<b>Total Files Size (in bytes):</b>			119658		
<p><b>This Acknowledgement Receipt evidences receipt on the noted date by the USPTO of the indicated documents, characterized by the applicant, and including page counts, where applicable. It serves as evidence of receipt similar to a Post Card, as described in MPEP 503.</b></p> <p><b><u>New Applications Under 35 U.S.C. 111</u></b>  <b>If a new application is being filed and the application includes the necessary components for a filing date (see 37 CFR 1.53(b)-(d) and MPEP 506), a Filing Receipt (37 CFR 1.54) will be issued in due course and the date shown on this Acknowledgement Receipt will establish the filing date of the application.</b></p> <p><b><u>National Stage of an International Application under 35 U.S.C. 371</u></b>  <b>If a timely submission to enter the national stage of an international application is compliant with the conditions of 35 U.S.C. 371 and other applicable requirements a Form PCT/DO/EO/903 indicating acceptance of the application as a national stage submission under 35 U.S.C. 371 will be issued in addition to the Filing Receipt, in due course.</b></p> <p><b><u>New International Application Filed with the USPTO as a Receiving Office</u></b>  <b>If a new international application is being filed and the international application includes the necessary components for an international filing date (see PCT Article 11 and MPEP 1810), a Notification of the International Application Number and of the International Filing Date (Form PCT/RO/105) will be issued in due course, subject to prescriptions concerning national security, and the date shown on this Acknowledgement Receipt will establish the international filing date of the application.</b></p>					



UNITED STATES PATENT AND TRADEMARK OFFICE

UNITED STATES DEPARTMENT OF COMMERCE
United States Patent and Trademark Office
Address: COMMISSIONER FOR PATENTS
P.O. Box 1450
Alexandria, Virginia 22313-1450
www.uspto.gov

Table with 4 columns: APPLICATION NUMBER (15/375,927), FILING OR 371(C) DATE (12/12/2016), FIRST NAMED APPLICANT (Christopher J. Desmond), ATTY. DOCKET NO./TITLE (069366-000002USC1)

CONFIRMATION NO. 5543

PUBLICATION NOTICE

70001
NIXON PEABODY LLP
70 West Madison Street, Suite 3500
CHICAGO, IL 60602



Title:METHOD AND APPARATUS FOR MANAGING DIGITAL FILES

Publication No.US-2017-0091225-A1

Publication Date:03/30/2017

NOTICE OF PUBLICATION OF APPLICATION

The above-identified application will be electronically published as a patent application publication pursuant to 37 CFR 1.211, et seq. The patent application publication number and publication date are set forth above.

The publication may be accessed through the USPTO's publically available Searchable Databases via the Internet at www.uspto.gov. The direct link to access the publication is currently http://www.uspto.gov/patft/.

The publication process established by the Office does not provide for mailing a copy of the publication to applicant. A copy of the publication may be obtained from the Office upon payment of the appropriate fee set forth in 37 CFR 1.19(a)(1). Orders for copies of patent application publications are handled by the USPTO's Office of Public Records. The Office of Public Records can be reached by telephone at (571) 272-3150 or (800) 972-6382, by facsimile at (571) 273-3250, by mail addressed to the United States Patent and Trademark Office, Office of Public Records, Alexandria, VA 22313-1450 or via the Internet.

In addition, information on the status of the application, including the mailing date of Office actions and the dates of receipt of correspondence filed in the Office, may also be accessed via the Internet through the Patent Electronic Business Center at www.uspto.gov using the public side of the Patent Application Information and Retrieval (PAIR) system. The direct link to access this status information is currently http://pair.uspto.gov/. Prior to publication, such status information is confidential and may only be obtained by applicant using the private side of PAIR.

Further assistance in electronically accessing the publication, or about PAIR, is available by calling the Patent Electronic Business Center at 1-866-217-9197.

Office of Data Management, Application Assistance Unit (571) 272-4000, or (571) 272-4200, or 1-888-786-0101

List of References for Applicant's <b>FIRST INFORMATION DISCLOSURE STATEMENT</b>  Page 1 of 2	Atty. Docket No. 069366-000002USC1	Serial No. 15/375,927
	Applicant: MemoryWeb, LLC	
	Filing Date: December 12, 2016	Group: 2152

U.S. PATENTS				
Examiner Initial	Cite No.	Patent Number	Issue Date	First Named Inventor
	A1	5,694,514	12/02/1997	Evans
	A2	6,629,104	09/30/2003	Parulski
	A3	7,372,976	05/13/2008	Rhoad
	A4	7,480,669	01/20/2009	Lo
	A5	7,372,976	05/13/2008	Rhoads
	A6	7,694,236	04/06/2010	Gusmorino
	A7	8,150,844	04/03/2012	Redstone
	A8	8,484,223	07/09/2013	Ota

U.S. PATENT PUBLICATIONS DOCUMENTS				
Examiner Initial	Cite No.	Document Number	Date	Name
	B1	2006/0165380 A1	07/27/2006	Tanaka
	B2	2007/0282908 A1	12/06/2007	Van Der Meulen
	B3	2009/0113350 A1	04/30/2009	Hibino
	B4	2009/0265631 A1	10/22/2009	Sigurbjornsson

OTHER DOCUMENTS (including publisher, author (if any), title, relevant pages, date, and place of publication.)		
Examiner Initial	Cite No.	Document Information
	C1	Kustanowitz et al., "Motivating Annotation for Personal Digital Photo Libraries: Lowering Barriers while Raising Incentives," Tech. Report HCIL-2004-18, U. Maryland, 2005 (10 pages)
	C2	Miller et al., "Give and take: a study of consumer photo-sharing culture and practice," CHI '07 Proceedings of the SIGCHI Conference on Human Factors in Computing Systems, pp. 347-356, 2007 (10 pages)
	C3	Ames et al., "Why we tag: motivations for annotation in mobile and online media," CHI '07 Proceedings of the SIGCHI Conference on Human Factors in Computing Systems, pp. 971-980, ACM, 2007 (10 pages)

<b>EXAMINER:</b>	<b>DATE CONSIDERED:</b>
EXAMINER: INITIAL IF REFERENCE CONSIDERED, WHETHER OR NOT CITATION IS IN CONFORMANCE WITH MPEP609; DRAW LINE THROUGH CITATION IF NOT IN CONFORMANCE AND NOT CONSIDERED. INCLUDE COPY OF THIS FORM WITH NEXT COMMUNICATION TO APPLICANT.	

*INFORMATION DISCLOSURE STATEMENT*

List of References for Applicant's <b>FIRST INFORMATION DISCLOSURE STATEMENT</b>  Page 2 of 2	Atty. Docket No. 069366-000002USC1	Serial No. 15/375,927
	Applicant: MemoryWeb, LLC	
	Filing Date: December 12, 2016	Group: 2152

**OTHER DOCUMENTS (including publisher, author (if any), title, relevant pages, date, and place of publication.)**

Examiner Initial	Cite No.	Document Information
	C4	Yee et al., "Faceted Metadata for Image Search and Browsing", CHI 2003, pp. 401-408, 2003, ACM.
	C5	Ferre, "CAMELIS: Organizing and Browsing a Personal Photo Collection with a Logical Information System", Int. Conf. Concept Lattices and Their Applications, pp. 112-123, 2007, HAL.
	C6	Tomasson et al., "PhotoCube: Effective and Efficient Multi-Dimensional Browsing of Personal Photo Collections", ICMR '11, 2011, ACM.
	C7	Bartolini et al., "Integrating Semantic and Visual Facets for Browsing Digital Photo Collections", SBED, pp. 65-72, 2009.
	C8	Trattner et al., "Evaluating Tag-Based Information Access in Image Collections", Proceedings of the 23 <sup>rd</sup> ACM Conference on Hypertext and Social Media, pp. 113-122, 2012 ACM
	C9	Kang et al., "Capture, Annotate, Browse, Find, Share: Novel Interfaces for Personal Photo Management", INTERNATIONAL JOURNAL OF HUMAN-COMPUTER INTERACTION, 23(3), pp. 315-337, 2007, Lawrence Erlbaum Associates, Inc.
	C10	Jaffe et al., "Generating Summaries and Visualization for Large Collections of GeoReferenced Photographs", MIR'06, pp. 89-98, 2006 ACM
	C11	Tornial et al., "Sharing, Discovering and Browsing Geotagged Pictures on the Web", 2007, Hewlett-Packard Development Company, L.P., pp. 1-18
	C12	Snavely et al., "Photo Tourism: Exploring Photo Collection in 3D", SIGGRAPH '06 ACM Transactions on Graphics, Vol. 25, Issue 3, pp. 835-846, 2006 ACM
	C13	Kisilevich et al., "Event-based analysis of People's Activities and Behavior Using Flickr and Panoramio Geotagged Photo Collections", 14 <sup>th</sup> International Conference Information Visualization, pp. 289-296, 2010 IEEE
	C14	Ahern et al., "World Explorer: Visualizing Aggregate Data From Unstructured Text in Geo-Referenced Collections", JCDL'07, pp. 1-10, 2007, ACM
	C15	Kopf et al., "Deep photo: model-based photograph enhancement and viewing", ACM Transactions on Graphics, Vol. 27, No. 5, Article 116, December 2008, ACM (10 pages)

<b>EXAMINER:</b>	<b>DATE CONSIDERED:</b>
EXAMINER: INITIAL IF REFERENCE CONSIDERED, WHETHER OR NOT CITATION IS IN CONFORMANCE WITH MPEP609; DRAW LINE THROUGH CITATION IF NOT IN CONFORMANCE AND NOT CONSIDERED. INCLUDE COPY OF THIS FORM WITH NEXT COMMUNICATION TO APPLICANT.	

*INFORMATION DISCLOSURE STATEMENT*

## Electronic Acknowledgement Receipt

<b>EFS ID:</b>	30641792
<b>Application Number:</b>	15375927
<b>International Application Number:</b>	
<b>Confirmation Number:</b>	5543
<b>Title of Invention:</b>	METHOD AND APPARATUS FOR MANAGING DIGITAL FILES
<b>First Named Inventor/Applicant Name:</b>	Christopher J. Desmond
<b>Customer Number:</b>	70001
<b>Filer:</b>	Bradley Michael Taub
<b>Filer Authorized By:</b>	
<b>Attorney Docket Number:</b>	069366-000002USC1
<b>Receipt Date:</b>	12-OCT-2017
<b>Filing Date:</b>	12-DEC-2016
<b>Time Stamp:</b>	17:54:11
<b>Application Type:</b>	Utility under 35 USC 111(a)

### Payment information:

Submitted with Payment	no
------------------------	----

### File Listing:

Document Number	Document Description	File Name	File Size(Bytes)/ Message Digest	Multi Part /.zip	Pages (if appl.)
1	Transmittal Letter	069366-000002USC1_First_IDS _Transmittal.pdf	80333  d1e4458084ef96aa4f2b42c60f6c0900796e6b79	no	2

### Warnings:

<b>Information:</b>					
2	Information Disclosure Statement (IDS) Form (SB08)	069366-000002USC1_First_IDS_List_of_References.pdf	134915  2145496c0f6c1b7a7090f8155621bb62875dd7cf	no	2
<b>Warnings:</b>					
<b>Information:</b>					
This is not an USPTO supplied IDS fillable form					
<b>Total Files Size (in bytes):</b>				215248	
<p><b>This Acknowledgement Receipt evidences receipt on the noted date by the USPTO of the indicated documents, characterized by the applicant, and including page counts, where applicable. It serves as evidence of receipt similar to a Post Card, as described in MPEP 503.</b></p> <p><b><u>New Applications Under 35 U.S.C. 111</u></b>  <b>If a new application is being filed and the application includes the necessary components for a filing date (see 37 CFR 1.53(b)-(d) and MPEP 506), a Filing Receipt (37 CFR 1.54) will be issued in due course and the date shown on this Acknowledgement Receipt will establish the filing date of the application.</b></p> <p><b><u>National Stage of an International Application under 35 U.S.C. 371</u></b>  <b>If a timely submission to enter the national stage of an international application is compliant with the conditions of 35 U.S.C. 371 and other applicable requirements a Form PCT/DO/EO/903 indicating acceptance of the application as a national stage submission under 35 U.S.C. 371 will be issued in addition to the Filing Receipt, in due course.</b></p> <p><b><u>New International Application Filed with the USPTO as a Receiving Office</u></b>  <b>If a new international application is being filed and the international application includes the necessary components for an international filing date (see PCT Article 11 and MPEP 1810), a Notification of the International Application Number and of the International Filing Date (Form PCT/RO/105) will be issued in due course, subject to prescriptions concerning national security, and the date shown on this Acknowledgement Receipt will establish the international filing date of the application.</b></p>					



**IN THE UNITED STATES PATENT AND TRADEMARK OFFICE**

---

Applicant: MemoryWeb, LLC	Customer No.: 70001
Application No.: 15/375,927	Confirmation No.: 5543
Filed: December 12, 2016	Art Unit: 2152
Docket No.: 069366-000002USC1	Examiner: Neveen Abel Jalil

---

Title: **METHOD AND APPARATUS FOR MANAGING DIGITAL FILES**

---

**FIRST INFORMATION DISCLOSURE STATEMENT  
UNDER 37 C.F.R. §§ 1.97 and 1.98**

Commissioner for Patents – via EFS  
P.O. Box 1450  
Alexandria, VA 22313-1450

Dear Commissioner:

In compliance with the duty of disclosure under 37 C.F.R. § 1.56, it is respectfully requested that this Information Disclosure Statement be entered and the references listed on the attached List of References be considered by the Examiner and made of record.

In accordance with 37 C.F.R. § 1.98(a)(2)(ii), copies of the U.S. Patents and/or U.S. Patent Application Publications on the attached List of References are not being submitted.

Applicant would like to make the Examiner aware of the following applications to which this application claims priority: This application is a continuation of U.S. Patent Application No. 14/193,426, filed February 28, 2014, now U.S. Patent No. 9,552,376, issued January 24, 2017, which is a continuation-in-part of U.S. Patent Application No. 13/157,214, filed June 9, 2011, now U.S. Patent No. 9,098,531, issued August 4, 2015.

Pursuant to 37 C.F.R. § 1.98(d) and M.P.E.P. § 609.02, copies of foreign patent documents and other documents that were previously cited and submitted in one or more of the parent application(s) in accordance with 37 C.F.R. § 1.98(a)-(c) need not be resubmitted in this application. It is the Applicant's belief that all such references on the attached List of References were previously cited and submitted in an Information Disclosure Statement in accordance with 37 C.F.R. § 1.98(a)-(c) in one or more of the above referenced U.S. Patent Applications to which this application claims priority under 35 U.S.C. § 120.

In accordance with 37 C.F.R. §§ 1.97(g) and (h), this Information Disclosure Statement is not to be construed as a representation that a search has been made, and is not to be construed to be an admission that the information disclosed is, or is considered to be, prior art with respect to the present application or material to patentability as defined in 37 C.F.R. § 1.56.

This Information Disclosure Statement is being filed prior to the receipt of a first office action on the merits. Accordingly, pursuant to 37 C.F.R. § 1.97(b)(3), no fees are believed to be due in connection with the filing of this Information Disclosure Statement. However, should any fees be deemed necessary (except payment of the issue fee), the Director is authorized to charge any deficiency or to credit any overpayment to Nixon Peabody LLP Deposit Account No. 50-4181 (Order No. 069366-000002USC1).

Respectfully submitted,

Dated: October 12, 2017

/Bradley M. Taub, Reg. No. 67,300/

Bradley M. Taub

Reg. No. 67,300

NIXON PEABODY LLP  
300 S. Riverside Plaza, 16th Floor  
Chicago, Illinois 60606-6613  
312-425-8563 Direct Phone

ATTORNEYS FOR APPLICANT

<b>Doc Code: DIST.E.FILE</b> <b>Document Description: Electronic Terminal Disclaimer - Filed</b>		PTO/SB/26 U.S. Patent and Trademark Office Department of Commerce
Electronic Petition Request	<b>TERMINAL DISCLAIMER TO OBTAIN A DOUBLE PATENTING REJECTION OVER A "PRIOR" PATENT</b>	
Application Number	15375927	
Filing Date	12-Dec-2016	
First Named Inventor	Christopher Desmond	
Attorney Docket Number	069366-000002USC1	
Title of Invention	METHOD AND APPARATUS FOR MANAGING DIGITAL FILES	
<input checked="" type="checkbox"/> Filing of terminal disclaimer does not obviate requirement for response under 37 CFR 1.111 to outstanding Office Action <input checked="" type="checkbox"/> This electronic Terminal Disclaimer is not being used for a Joint Research Agreement.		
Owner	Percent Interest	
MemoryWeb, LLC	100%	
<p>The owner(s) with percent interest listed above in the instant application hereby disclaims, except as provided below, the terminal part of the statutory term of any patent granted on the instant application which would extend beyond the expiration date of the full statutory term of prior patent number(s)</p> <p>9552376</p> <p>as the term of said prior patent is presently shortened by any terminal disclaimer. The owner hereby agrees that any patent so granted on the instant application shall be enforceable only for and during such period that it and the prior patent are commonly owned. This agreement runs with any patent granted on the instant application and is binding upon the grantee, its successors or assigns.</p> <p>In making the above disclaimer, the owner does not disclaim the terminal part of the term of any patent granted on the instant application that would extend to the expiration date of the full statutory term of the prior patent, "as the term of said prior patent is presently shortened by any terminal disclaimer," in the event that said prior patent later:</p> <ul style="list-style-type: none"> <li>- expires for failure to pay a maintenance fee;</li> <li>- is held unenforceable;</li> <li>- is found invalid by a court of competent jurisdiction;</li> <li>- is statutorily disclaimed in whole or terminally disclaimed under 37 CFR 1.321;</li> <li>- has all claims canceled by a reexamination certificate;</li> <li>- is reissued; or</li> <li>- is in any manner terminated prior to the expiration of its full statutory term as presently shortened by any terminal disclaimer.</li> </ul> <p><input checked="" type="radio"/> Terminal disclaimer fee under 37 CFR 1.20(d) is included with Electronic Terminal Disclaimer request.</p>		

I certify, in accordance with 37 CFR 1.4(d)(4), that the terminal disclaimer fee under 37 CFR 1.20(d) required for this terminal disclaimer has already been paid in the above-identified application.

Applicant claims the following fee status:

- Small Entity
- Micro Entity
- Regular Undiscounted

I hereby declare that all statements made herein of my own knowledge are true and that all statements made on information and belief are believed to be true; and further that these statements were made with the knowledge that willful false statements and the like so made are punishable by fine or imprisonment, or both, under Section 1001 of Title 18 of the United States Code and that such willful false statements may jeopardize the validity of the application or any patent issued thereon.

THIS PORTION MUST BE COMPLETED BY THE SIGNATORY OR SIGNATORIES

I certify, in accordance with 37 CFR 1.4(d)(4) that I am:

- An attorney or agent registered to practice before the Patent and Trademark Office who is of record in this application  
  
Registration Number 67300
- A sole inventor
- A joint inventor; I certify that I am authorized to sign this submission on behalf of all of the inventors as evidenced by the power of attorney in the application
- A joint inventor; all of whom are signing this request

Signature	/Bradley M. Taub/
Name	Bradley M. Taub

\*Statement under 37 CFR 3.73(b) is required if terminal disclaimer is signed by the assignee (owner).  
Form PTO/SB/96 may be used for making this certification. See MPEP § 324.

Electronic Patent Application Fee Transmittal				
<b>Application Number:</b>	15375927			
<b>Filing Date:</b>	12-Dec-2016			
<b>Title of Invention:</b>	METHOD AND APPARATUS FOR MANAGING DIGITAL FILES			
<b>First Named Inventor/Applicant Name:</b>	Christopher J. Desmond			
<b>Filer:</b>	Bradley Michael Taub			
<b>Attorney Docket Number:</b>	069366-000002USC1			
Filed as Small Entity				
<b>Filing Fees for Utility under 35 USC 111(a)</b>				
Description	Fee Code	Quantity	Amount	Sub-Total in USD(\$)
<b>Basic Filing:</b>				
STATUTORY OR TERMINAL DISCLAIMER	2814	1	160	160
<b>Pages:</b>				
<b>Claims:</b>				
<b>Miscellaneous-Filing:</b>				
<b>Petition:</b>				
<b>Patent-Appeals-and-Interference:</b>				
<b>Post-Allowance-and-Post-Issuance:</b>				

Description	Fee Code	Quantity	Amount	Sub-Total in USD(\$)
<b>Extension-of-Time:</b>				
<b>Miscellaneous:</b>				
<b>Total in USD (\$)</b>				<b>160</b>

Doc Code: DISQ.E.FILE  
Document Description: Electronic Terminal Disclaimer – Approved

Application No.: 15375927

Filing Date: 12-Dec-2016

Applicant/Patent under Reexamination: Desmond

Electronic Terminal Disclaimer filed on July 2, 2019

APPROVED

**This patent is subject to a terminal disclaimer**

DISAPPROVED

Approved/Disapproved by: Electronic Terminal Disclaimer automatically approved by EFS-Web

U.S. Patent and Trademark Office

## Electronic Acknowledgement Receipt

<b>EFS ID:</b>	36466667
<b>Application Number:</b>	15375927
<b>International Application Number:</b>	
<b>Confirmation Number:</b>	5543
<b>Title of Invention:</b>	METHOD AND APPARATUS FOR MANAGING DIGITAL FILES
<b>First Named Inventor/Applicant Name:</b>	Christopher J. Desmond
<b>Customer Number:</b>	70001
<b>Filer:</b>	Bradley Michael Taub
<b>Filer Authorized By:</b>	
<b>Attorney Docket Number:</b>	069366-000002USC1
<b>Receipt Date:</b>	02-JUL-2019
<b>Filing Date:</b>	12-DEC-2016
<b>Time Stamp:</b>	10:20:54
<b>Application Type:</b>	Utility under 35 USC 111(a)

### Payment information:

Submitted with Payment	yes
Payment Type	DA
Payment was successfully received in RAM	\$ 160
RAM confirmation Number	070219INTEFSW00009266504181
Deposit Account	
Authorized User	

The Director of the USPTO is hereby authorized to charge indicated fees and credit any overpayment as follows:



<b>File Listing:</b>					
<b>Document Number</b>	<b>Document Description</b>	<b>File Name</b>	<b>File Size(Bytes)/ Message Digest</b>	<b>Multi Part /.zip</b>	<b>Pages (if appl.)</b>
1	Terminal Disclaimer-Filed (Electronic)	eTerminal-Disclaimer.pdf	33475	no	2
			b3e583a83a4e635801b6458c8e7190819906eb5c		
<b>Warnings:</b>					
<b>Information:</b>					
2	Fee Worksheet (SB06)	fee-info.pdf	30607	no	2
			4f731da06514e25c7c42b3afc91ecd9edf696b43		
<b>Warnings:</b>					
<b>Information:</b>					
<b>Total Files Size (in bytes):</b>			64082		
<p><b>This Acknowledgement Receipt evidences receipt on the noted date by the USPTO of the indicated documents, characterized by the applicant, and including page counts, where applicable. It serves as evidence of receipt similar to a Post Card, as described in MPEP 503.</b></p> <p><b><u>New Applications Under 35 U.S.C. 111</u></b>  <b>If a new application is being filed and the application includes the necessary components for a filing date (see 37 CFR 1.53(b)-(d) and MPEP 506), a Filing Receipt (37 CFR 1.54) will be issued in due course and the date shown on this Acknowledgement Receipt will establish the filing date of the application.</b></p> <p><b><u>National Stage of an International Application under 35 U.S.C. 371</u></b>  <b>If a timely submission to enter the national stage of an international application is compliant with the conditions of 35 U.S.C. 371 and other applicable requirements a Form PCT/DO/EO/903 indicating acceptance of the application as a national stage submission under 35 U.S.C. 371 will be issued in addition to the Filing Receipt, in due course.</b></p> <p><b><u>New International Application Filed with the USPTO as a Receiving Office</u></b>  <b>If a new international application is being filed and the international application includes the necessary components for an international filing date (see PCT Article 11 and MPEP 1810), a Notification of the International Application Number and of the International Filing Date (Form PCT/RO/105) will be issued in due course, subject to prescriptions concerning national security, and the date shown on this Acknowledgement Receipt will establish the international filing date of the application.</b></p>					



UNITED STATES PATENT AND TRADEMARK OFFICE

UNITED STATES DEPARTMENT OF COMMERCE
United States Patent and Trademark Office
Address: COMMISSIONER FOR PATENTS
P.O. Box 1450
Alexandria, Virginia 22313-1450
www.uspto.gov

NOTICE OF ALLOWANCE AND FEE(S) DUE

70001 7590 07/15/2019
NIXON PEABODY LLP
70 West Madison Street, Suite 3500
CHICAGO, IL 60602

EXAMINER

TRAN, LOC

ART UNIT PAPER NUMBER

2165

DATE MAILED: 07/15/2019

Table with 5 columns: APPLICATION NO., FILING DATE, FIRST NAMED INVENTOR, ATTORNEY DOCKET NO., CONFIRMATION NO.
15/375,927 12/12/2016 Christopher J. Desmond 069366-00002USC1 5543

TITLE OF INVENTION: METHOD AND APPARATUS FOR MANAGING DIGITAL FILES

Table with 7 columns: APPLN. TYPE, ENTITY STATUS, ISSUE FEE DUE, PUBLICATION FEE DUE, PREV. PAID ISSUE FEE, TOTAL FEE(S) DUE, DATE DUE
nonprovisional SMALL \$500 \$0.00 \$0.00 \$500 10/15/2019

THE APPLICATION IDENTIFIED ABOVE HAS BEEN EXAMINED AND IS ALLOWED FOR ISSUANCE AS A PATENT. PROSECUTION ON THE MERITS IS CLOSED. THIS NOTICE OF ALLOWANCE IS NOT A GRANT OF PATENT RIGHTS. THIS APPLICATION IS SUBJECT TO WITHDRAWAL FROM ISSUE AT THE INITIATIVE OF THE OFFICE OR UPON PETITION BY THE APPLICANT. SEE 37 CFR 1.313 AND MPEP 1308.

THE ISSUE FEE AND PUBLICATION FEE (IF REQUIRED) MUST BE PAID WITHIN THREE MONTHS FROM THE MAILING DATE OF THIS NOTICE OR THIS APPLICATION SHALL BE REGARDED AS ABANDONED. THIS STATUTORY PERIOD CANNOT BE EXTENDED. SEE 35 U.S.C. 151. THE ISSUE FEE DUE INDICATED ABOVE DOES NOT REFLECT A CREDIT FOR ANY PREVIOUSLY PAID ISSUE FEE IN THIS APPLICATION. IF AN ISSUE FEE HAS PREVIOUSLY BEEN PAID IN THIS APPLICATION (AS SHOWN ABOVE), THE RETURN OF PART B OF THIS FORM WILL BE CONSIDERED A REQUEST TO REAPPLY THE PREVIOUSLY PAID ISSUE FEE TOWARD THE ISSUE FEE NOW DUE.

HOW TO REPLY TO THIS NOTICE:

I. Review the ENTITY STATUS shown above. If the ENTITY STATUS is shown as SMALL or MICRO, verify whether entitlement to that entity status still applies.

If the ENTITY STATUS is the same as shown above, pay the TOTAL FEE(S) DUE shown above.

If the ENTITY STATUS is changed from that shown above, on PART B - FEE(S) TRANSMITTAL, complete section number 5 titled "Change in Entity Status (from status indicated above)".

For purposes of this notice, small entity fees are 1/2 the amount of undiscounted fees, and micro entity fees are 1/2 the amount of small entity fees.

II. PART B - FEE(S) TRANSMITTAL, or its equivalent, must be completed and returned to the United States Patent and Trademark Office (USPTO) with your ISSUE FEE and PUBLICATION FEE (if required). If you are charging the fee(s) to your deposit account, section "4b" of Part B - Fee(s) Transmittal should be completed and an extra copy of the form should be submitted. If an equivalent of Part B is filed, a request to reapply a previously paid issue fee must be clearly made, and delays in processing may occur due to the difficulty in recognizing the paper as an equivalent of Part B.

III. All communications regarding this application must give the application number. Please direct all communications prior to issuance to Mail Stop ISSUE FEE unless advised to the contrary.

IMPORTANT REMINDER: Maintenance fees are due in utility patents issuing on applications filed on or after Dec. 12, 1980. It is patentee's responsibility to ensure timely payment of maintenance fees when due. More information is available at www.uspto.gov/PatentMaintenanceFees.

**PART B - FEE(S) TRANSMITTAL**

Complete and send this form, together with applicable fee(s), by mail or fax, or via EFS-Web.

By mail, send to: Mail Stop ISSUE FEE  
 Commissioner for Patents  
 P.O. Box 1450  
 Alexandria, Virginia 22313-1450

By fax, send to: (571)-273-2885

**INSTRUCTIONS:** This form should be used for transmitting the ISSUE FEE and PUBLICATION FEE (if required). Blocks 1 through 5 should be completed where appropriate. All further correspondence including the Patent, advance orders and notification of maintenance fees will be mailed to the current correspondence address as indicated unless corrected below or directed otherwise in Block 1, by (a) specifying a new correspondence address; and/or (b) indicating a separate "FEE ADDRESS" for maintenance fee notifications.

CURRENT CORRESPONDENCE ADDRESS (Note: Use Block 1 for any change of address)

70001                      7590                      07/15/2019  
**NIXON PEABODY LLP**  
 70 West Madison Street, Suite 3500  
 CHICAGO, IL 60602

Note: A certificate of mailing can only be used for domestic mailings of the Fee(s) Transmittal. This certificate cannot be used for any other accompanying papers. Each additional paper, such as an assignment or formal drawing, must have its own certificate of mailing or transmission.

**Certificate of Mailing or Transmission**

I hereby certify that this Fee(s) Transmittal is being deposited with the United States Postal Service with sufficient postage for first class mail in an envelope addressed to the Mail Stop ISSUE FEE address above, or being transmitted to the USPTO via EFS-Web or by facsimile to (571) 273-2885, on the date below.

_____ (Typed or printed name)
_____ (Signature)
_____ (Date)

APPLICATION NO.	FILING DATE	FIRST NAMED INVENTOR	ATTORNEY DOCKET NO.	CONFIRMATION NO.
15/375,927	12/12/2016	Christopher J. Desmond	069366-000002USC1	5543

TITLE OF INVENTION: METHOD AND APPARATUS FOR MANAGING DIGITAL FILES

APPLN. TYPE	ENTITY STATUS	ISSUE FEE DUE	PUBLICATION FEE DUE	PREV. PAID ISSUE FEE	TOTAL FEE(S) DUE	DATE DUE
nonprovisional	SMALL	\$500	\$0.00	\$0.00	\$500	10/15/2019

EXAMINER	ART UNIT	CLASS-SUBCLASS
TRAN, LOC	2165	707-722000

<p>1. Change of correspondence address or indication of "Fee Address" (37 CFR 1.363).</p> <p><input type="checkbox"/> Change of correspondence address (or Change of Correspondence Address form PTO/SB/122) attached.</p> <p><input type="checkbox"/> "Fee Address" indication (or "Fee Address" Indication form PTO/SB/47; Rev 03-09 or more recent) attached. <b>Use of a Customer Number is required.</b></p>	<p>2. For printing on the patent front page, list</p> <p>(1) The names of up to 3 registered patent attorneys or agents OR, alternatively, _____ 1</p> <p>(2) The name of a single firm (having as a member a registered attorney or agent) and the names of up to 2 registered patent attorneys or agents. If no name is listed, no name will be printed. _____ 2</p> <p>_____ 3</p>
---	---

3. ASSIGNEE NAME AND RESIDENCE DATA TO BE PRINTED ON THE PATENT (print or type)

PLEASE NOTE: Unless an assignee is identified below, no assignee data will appear on the patent. If an assignee is identified below, the document must have been previously recorded, or filed for recordation, as set forth in 37 CFR 3.11 and 37 CFR 3.81(a). Completion of this form is NOT a substitute for filing an assignment.

(A) NAME OF ASSIGNEE \_\_\_\_\_ (B) RESIDENCE: (CITY and STATE OR COUNTRY) \_\_\_\_\_

Please check the appropriate assignee category or categories (will not be printed on the patent) :  Individual  Corporation or other private group entity  Government

4a. Fees submitted:  Issue Fee  Publication Fee (if required)  Advance Order - # of Copies \_\_\_\_\_

4b. Method of Payment: (Please first reapply any previously paid fee shown above)

Electronic Payment via EFS-Web  Enclosed check  Non-electronic payment by credit card (Attach form PTO-2038)

The Director is hereby authorized to charge the required fee(s), any deficiency, or credit any overpayment to Deposit Account No. \_\_\_\_\_

5. **Change in Entity Status** (from status indicated above)

Applicant certifying micro entity status. See 37 CFR 1.29 **NOTE:** Absent a valid certification of Micro Entity Status (see forms PTO/SB/15A and 15B), issue fee payment in the micro entity amount will not be accepted at the risk of application abandonment.

Applicant asserting small entity status. See 37 CFR 1.27 **NOTE:** If the application was previously under micro entity status, checking this box will be taken to be a notification of loss of entitlement to micro entity status.

Applicant changing to regular undiscounted fee status. **NOTE:** Checking this box will be taken to be a notification of loss of entitlement to small or micro entity status, as applicable.

**NOTE:** This form must be signed in accordance with 37 CFR 1.31 and 1.33. See 37 CFR 1.4 for signature requirements and certifications.

Authorized Signature \_\_\_\_\_ Date \_\_\_\_\_

Typed or printed name \_\_\_\_\_ Registration No. \_\_\_\_\_



UNITED STATES PATENT AND TRADEMARK OFFICE

UNITED STATES DEPARTMENT OF COMMERCE
United States Patent and Trademark Office
Address: COMMISSIONER FOR PATENTS
P.O. Box 1450
Alexandria, Virginia 22313-1450
www.uspto.gov

Table with 5 columns: APPLICATION NO., FILING DATE, FIRST NAMED INVENTOR, ATTORNEY DOCKET NO., CONFIRMATION NO.

70001 7590 07/15/2019
NIXON PEABODY LLP
70 West Madison Street, Suite 3500
CHICAGO, IL 60602

EXAMINER

TRAN, LOC

ART UNIT PAPER NUMBER

2165

DATE MAILED: 07/15/2019

Determination of Patent Term Adjustment under 35 U.S.C. 154 (b)
(Applications filed on or after May 29, 2000)

The Office has discontinued providing a Patent Term Adjustment (PTA) calculation with the Notice of Allowance.

Section 1(h)(2) of the AIA Technical Corrections Act amended 35 U.S.C. 154(b)(3)(B)(i) to eliminate the requirement that the Office provide a patent term adjustment determination with the notice of allowance. See Revisions to Patent Term Adjustment, 78 Fed. Reg. 19416, 19417 (Apr. 1, 2013). Therefore, the Office is no longer providing an initial patent term adjustment determination with the notice of allowance. The Office will continue to provide a patent term adjustment determination with the Issue Notification Letter that is mailed to applicant approximately three weeks prior to the issue date of the patent, and will include the patent term adjustment on the patent. Any request for reconsideration of the patent term adjustment determination (or reinstatement of patent term adjustment) should follow the process outlined in 37 CFR 1.705.

Any questions regarding the Patent Term Extension or Adjustment determination should be directed to the Office of Patent Legal Administration at (571)-272-7702. Questions relating to issue and publication fee payments should be directed to the Customer Service Center of the Office of Patent Publication at 1-(888)-786-0101 or (571)-272-4200.

## OMB Clearance and PRA Burden Statement for PTOL-85 Part B

The Paperwork Reduction Act (PRA) of 1995 requires Federal agencies to obtain Office of Management and Budget approval before requesting most types of information from the public. When OMB approves an agency request to collect information from the public, OMB (i) provides a valid OMB Control Number and expiration date for the agency to display on the instrument that will be used to collect the information and (ii) requires the agency to inform the public about the OMB Control Number's legal significance in accordance with 5 CFR 1320.5(b).

The information collected by PTOL-85 Part B is required by 37 CFR 1.311. The information is required to obtain or retain a benefit by the public which is to file (and by the USPTO to process) an application. Confidentiality is governed by 35 U.S.C. 122 and 37 CFR 1.14. This collection is estimated to take 30 minutes to complete, including gathering, preparing, and submitting the completed application form to the USPTO. Time will vary depending upon the individual case. Any comments on the amount of time you require to complete this form and/or suggestions for reducing this burden, should be sent to the Chief Information Officer, U.S. Patent and Trademark Office, U.S. Department of Commerce, P.O. Box 1450, Alexandria, Virginia 22313-1450. DO NOT SEND FEES OR COMPLETED FORMS TO THIS ADDRESS. SEND TO: Commissioner for Patents, P.O. Box 1450, Alexandria, Virginia 22313-1450. Under the Paperwork Reduction Act of 1995, no persons are required to respond to a collection of information unless it displays a valid OMB control number.

### Privacy Act Statement

**The Privacy Act of 1974 (P.L. 93-579)** requires that you be given certain information in connection with your submission of the attached form related to a patent application or patent. Accordingly, pursuant to the requirements of the Act, please be advised that: (1) the general authority for the collection of this information is 35 U.S.C. 2(b)(2); (2) furnishing of the information solicited is voluntary; and (3) the principal purpose for which the information is used by the U.S. Patent and Trademark Office is to process and/or examine your submission related to a patent application or patent. If you do not furnish the requested information, the U.S. Patent and Trademark Office may not be able to process and/or examine your submission, which may result in termination of proceedings or abandonment of the application or expiration of the patent.

The information provided by you in this form will be subject to the following routine uses:

1. The information on this form will be treated confidentially to the extent allowed under the Freedom of Information Act (5 U.S.C. 552) and the Privacy Act (5 U.S.C. 552a). Records from this system of records may be disclosed to the Department of Justice to determine whether disclosure of these records is required by the Freedom of Information Act.
2. A record from this system of records may be disclosed, as a routine use, in the course of presenting evidence to a court, magistrate, or administrative tribunal, including disclosures to opposing counsel in the course of settlement negotiations.
3. A record in this system of records may be disclosed, as a routine use, to a Member of Congress submitting a request involving an individual, to whom the record pertains, when the individual has requested assistance from the Member with respect to the subject matter of the record.
4. A record in this system of records may be disclosed, as a routine use, to a contractor of the Agency having need for the information in order to perform a contract. Recipients of information shall be required to comply with the requirements of the Privacy Act of 1974, as amended, pursuant to 5 U.S.C. 552a(m).
5. A record related to an International Application filed under the Patent Cooperation Treaty in this system of records may be disclosed, as a routine use, to the International Bureau of the World Intellectual Property Organization, pursuant to the Patent Cooperation Treaty.
6. A record in this system of records may be disclosed, as a routine use, to another federal agency for purposes of National Security review (35 U.S.C. 181) and for review pursuant to the Atomic Energy Act (42 U.S.C. 218(c)).
7. A record from this system of records may be disclosed, as a routine use, to the Administrator, General Services, or his/her designee, during an inspection of records conducted by GSA as part of that agency's responsibility to recommend improvements in records management practices and programs, under authority of 44 U.S.C. 2904 and 2906. Such disclosure shall be made in accordance with the GSA regulations governing inspection of records for this purpose, and any other relevant (i.e., GSA or Commerce) directive. Such disclosure shall not be used to make determinations about individuals.
8. A record from this system of records may be disclosed, as a routine use, to the public after either publication of the application pursuant to 35 U.S.C. 122(b) or issuance of a patent pursuant to 35 U.S.C. 151. Further, a record may be disclosed, subject to the limitations of 37 CFR 1.14, as a routine use, to the public if the record was filed in an application which became abandoned or in which the proceedings were terminated and which application is referenced by either a published application, an application open to public inspection or an issued patent.
9. A record from this system of records may be disclosed, as a routine use, to a Federal, State, or local law enforcement agency, if the USPTO becomes aware of a violation or potential violation of law or regulation.

<b>Notice of Allowability</b>	<b>Application No.</b> 15/375,927	<b>Applicant(s)</b> Desmond et al.	
	<b>Examiner</b> LOC TRAN	<b>Art Unit</b> 2165	<b>AIA (FITF) Status</b> No

**-- The MAILING DATE of this communication appears on the cover sheet with the correspondence address--**

All claims being allowable, PROSECUTION ON THE MERITS IS (OR REMAINS) CLOSED in this application. If not included herewith (or previously mailed), a Notice of Allowance (PTOL-85) or other appropriate communication will be mailed in due course. **THIS NOTICE OF ALLOWABILITY IS NOT A GRANT OF PATENT RIGHTS.** This application is subject to withdrawal from issue at the initiative of the Office or upon petition by the applicant. See 37 CFR 1.313 and MPEP 1308.

1.  This communication is responsive to a continuation filed on 03/16/2017.  
 A declaration(s)/affidavit(s) under **37 CFR 1.130(b)** was/were filed on \_\_\_\_\_.
2.  An election was made by the applicant in response to a restriction requirement set forth during the interview on \_\_\_\_\_; the restriction requirement and election have been incorporated into this action.
3.  The allowed claim(s) is/are 30-44. As a result of the allowed claim(s), you may be eligible to benefit from the **Patent Prosecution Highway** program at a participating intellectual property office for the corresponding application. For more information, please see [http://www.uspto.gov/patents/init\\_events/pph/index.jsp](http://www.uspto.gov/patents/init_events/pph/index.jsp) or send an inquiry to [PPHfeedback@uspto.gov](mailto:PPHfeedback@uspto.gov).
4.  Acknowledgment is made of a claim for foreign priority under 35 U.S.C. § 119(a)-(d) or (f).

**Certified copies:**

- a)  All    b)  Some    \*c)  None of the:
1.  Certified copies of the priority documents have been received.
  2.  Certified copies of the priority documents have been received in Application No. \_\_\_\_\_.
  3.  Copies of the certified copies of the priority documents have been received in this national stage application from the International Bureau (PCT Rule 17.2(a)).

\* Certified copies not received: \_\_\_\_\_.

Applicant has THREE MONTHS FROM THE "MAILING DATE" of this communication to file a reply complying with the requirements noted below. Failure to timely comply will result in ABANDONMENT of this application.  
**THIS THREE-MONTH PERIOD IS NOT EXTENDABLE.**

5.  CORRECTED DRAWINGS (as "replacement sheets") must be submitted.  
 including changes required by the attached Examiner's Amendment / Comment or in the Office action of Paper No./Mail Date \_\_\_\_\_.  
**Identifying indicia such as the application number (see 37 CFR 1.84(c)) should be written on the drawings in the front (not the back) of each sheet. Replacement sheet(s) should be labeled as such in the header according to 37 CFR 1.121(d).**
6.  DEPOSIT OF and/or INFORMATION about the deposit of BIOLOGICAL MATERIAL must be submitted. Note the attached Examiner's comment regarding REQUIREMENT FOR THE DEPOSIT OF BIOLOGICAL MATERIAL.

**Attachment(s)**

- |  |  |
|--|--|
| 1. <input checked="" type="checkbox"/> Notice of References Cited (PTO-892)  | 5. <input checked="" type="checkbox"/> Examiner's Amendment/Comment                  |
| 2. <input checked="" type="checkbox"/> Information Disclosure Statements (PTO/SB/08),<br>Paper No./Mail Date <u>10/12/2017</u> . | 6. <input checked="" type="checkbox"/> Examiner's Statement of Reasons for Allowance |
| 3. <input type="checkbox"/> Examiner's Comment Regarding Requirement for Deposit<br>of Biological Material _____.                | 7. <input type="checkbox"/> Other _____.   |
| 4. <input checked="" type="checkbox"/> Interview Summary (PTO-413),<br>Paper No./Mail Date. <u>20190708</u> .                    |  |

/LOC TRAN/  
Examiner, Art Unit 2165

**Notice of Pre-AIA or AIA Status**

The present application is being examined under the pre-AIA first to invent provisions.

**EXAMINER'S AMENDMENT**

An examiner's amendment to the record appears below. Should the changes and/or additions be unacceptable to applicant, an amendment may be filed as provided by 37 CFR 1.312. To ensure consideration of such an amendment, it MUST be submitted no later than the payment of the issue fee.

Authorization for this examiner's amendment was given in a telephone interview with Mr. Bradley M. Taub on 07/02/2019.

In the claims, amend the claims as indicated below:

1-29. (Canceled)

30. (Previously Presented) A computer-implemented method of displaying at least a portion of a plurality of (i) digital photographs, (ii) videos, or (iii) a combination of (i) and (ii), each of the digital photographs and videos being associated with a geotag indicative of geographic coordinates where the respective digital photograph or video was taken, the method comprising:

displaying an application view on a video display device including displaying a plurality of selectable elements, the plurality of selectable elements

including a location selectable element;

responsive to a click or tap of the location selectable element, displaying a map view on a video display device, the displaying the map view including

displaying:

- (i) a representation of an interactive map;
- (ii) a first location selectable thumbnail image at a first location on the interactive map, the first location being associated with the geographic coordinates of a first geotag, a first set of digital photographs and videos including all of the digital photographs and videos associated with the first geotag;
- (iii) a first count value image partially overlapping the first location selectable thumbnail image, the first count value image including a first number that corresponds to the number of digital photographs and videos in the first set of digital photographs and videos;
- (iv) a second location selectable thumbnail image at a second location on the interactive map, the second location being associated with the geographic coordinates of a second geotag, a second set of digital photographs and videos including all of the digital photographs and videos associated with the second geotag; and
- (v) a second count value image partially overlapping the second location selectable thumbnail image, the second count value image including a second number that corresponds to the number of digital photographs and videos in the second set of digital photographs and videos;

responsive to a click or tap of the first location selectable thumbnail image, displaying a first location view on the video display device, the displaying the first location view including displaying (i) a first location name



associated with the first geotag and (ii) a scaled replica of each of the digital photographs and videos in the first set of digital photographs and videos, the displayed scaled replicas of each of the digital photographs and videos in the first set of digital photographs and videos not being overlaid on the interactive map; and

responsive to a click or tap of the second location selectable thumbnail image, displaying a second location view on the video display device, the displaying the second location view including displaying (i) a second location name corresponding to the second geotag and (ii) a scaled replica of each of the digital photographs and videos in the second set of digital photographs and videos, the displayed scaled replicas of each of the digital photographs and videos in the second set of digital photographs and videos not being overlaid on the interactive map.

31. (Previously Presented) The computer-implemented method of claim 30, wherein the first location selectable thumbnail image includes a scaled representation of at least one of the digital photographs in the first set of digital photographs, and wherein the second location selectable thumbnail image includes a scaled representation of at least one of the digital photographs in the second set of digital photographs.

32. (Currently Amended) The computer-implemented method of claim 30, further comprising responsive to a click or tap of a first one of the displayed scaled replicas in the first location view, displaying a first digital photograph associated with the first scaled replica in the first location view and a first map image indicating the geographic coordinates of the first geotag.

33. (Currently Amended) The computer-implemented method of claim 32, further comprising responsive to a click or tap of a first one of the displayed scaled replicas in the second location view, displaying a first digital photograph associated with the first scaled replica in the second location view and a second map image indicating the geographic coordinates of the second geotag.

34. (Currently Amended) The computer-implemented method of claim 30, wherein the plurality of selectable elements further includes a people selectable element, the method further comprising responsive to a click or tap of the people selectable element, displaying a people view, the displaying the people view including displaying:

- (i) a first person selectable thumbnail image including an image of a face of a first person, a third set of digital photographs and videos including digital photographs and videos associated with the first person;
- (ii) a name associated with the first person, the name associated with the first person being displayed adjacent to the first person selectable thumbnail image;
- (iii) a second person selectable thumbnail image including an image of a face of a second person, a fourth set of digital photographs and videos including digital photographs and videos associated with the second person; and
- (iv) a name associated with the second person, the name associated with the second person being displayed adjacent to the second person selectable thumbnail image.

35. (Previously Presented) The computer-implemented method of claim 34, wherein the displaying the people view further includes displaying the first person selectable thumbnail image and the second person selectable thumbnail image in an alphabetical order based on the names associated with first person and the second person.

36. (Currently Amended) The computer-implemented method of claim 34, further comprising responsive to a click or tap of the first person selectable thumbnail image, displaying a first person view, the displaying the first person view including displaying (i) the name associated with the first person and (ii) a scaled replica of each of the digital photographs and videos in the third set of digital photographs.

37. (Previously Presented) The computer-implemented method of claim 36, wherein the displaying the first person view further includes displaying a first-person-location selectable element.

38. (Currently Amended) The computer-implemented method of claim 37, further comprising responsive to a click or tap of the first-person-location selectable element, displaying a representation of all locations having a digital photograph or video associated with the first person.

39. (Currently Amended) The computer-implemented method of claim 36, further comprising responsive to a click or tap of the second person selectable thumbnail image, displaying a second person view, the displaying the second person view including displaying (i) the name associated with the second person and (ii) a scaled replica of each of the digital photographs and videos in the fourth set of digital photographs.

40. (Previously Presented) The computer-implemented method of claim 39, wherein the displaying the second person view further includes displaying a second-person-location selectable element.

41. (Currently Amended) The computer-implemented method of claim 40, further comprising responsive to a click or tap of the second-person-location selectable element, displaying a representation of all locations having a digital photograph or video associated with the second person.

42. (Currently Amended) The computer-implemented method of claim 30, wherein the plurality of selectable elements further includes an album selectable element, the method further comprising responsive to a click or tap of the album selectable element, displaying an album view, the displaying the album view including displaying:

- (i) a first album selectable thumbnail image including a scaled representation of at least one digital photograph in a third set of digital photographs and videos that includes all of the digital photographs and videos associated with a first album tag;
- (ii) a first album name associated with the first album, the first album name being displayed adjacent to the first album selectable thumbnail image;
- (iii) a second album selectable thumbnail image including a scaled representation of at least one digital photograph in a fourth set of digital photographs and videos that includes all of the digital photographs and videos associated with a second album tag; and

(ii) a second album name associated with the second album, the second album name being displayed adjacent to the second album selectable thumbnail image.

43. (Currently Amended) The computer-implemented method of claim 42, further comprising responsive to a click or tap of the first album selectable thumbnail image, displaying a first album view, the displaying the first album view including displaying (i) the first album name associated with the first album and (ii) a scaled replica of each of the digital photographs and videos in the third set of digital photographs and videos.

44. (Previously Presented) The computer-implemented method of claim 43, further comprising responsive to a click or tap of the second album selectable thumbnail image, displaying a second album view, the displaying the second album view including displaying (i) the second album name associated with the second album and (ii) a scaled replica of each of the digital photographs and videos in the fourth set of digital photographs and videos.

45-50. (Canceled)

***Allowable Subject Matter***

Claims 30-44 are allowed (claims 1-29 and 45-50 are cancelled).

The following is an examiner's statement of reasons for allowance:

The prior art neither discloses nor suggests the following limitation, in combination with the remaining elements as disclosed in Claim 30:

“responsive to a click or tap of the first location selectable thumbnail image, displaying a first location view on the video display device, the displaying the first location

view including displaying (i) a first location name associated with the first geotag and (ii) a scaled replica of each of the digital photographs and videos in the first set of digital photographs and videos, the displayed scaled replicas of each of the digital photographs and videos in the first set of digital photographs and videos not being overlaid on the interactive map; and responsive to a click or tap of the second location selectable thumbnail image, displaying a second location view on the video display device, the displaying the second location view including displaying (i) a second location name corresponding to the second geotag and (ii) a scaled replica of each of the digital photographs and videos in the second set of digital photographs and videos, the displayed scaled replicas of each of the digital photographs and videos in the second set of digital photographs and videos not being overlaid on the interactive map”.

The closest prior art, Hibino et al (US 2009/0113350 A1) discloses similar

limitations of thumbnails represented groups of images, clicking mechanism for view images (paragraphs 50-53, figures 12-15). However, Hibino et al do not explicitly disclose: “responsive to a click or tap of the first location selectable thumbnail image, displaying a first location view on the video display device, the displaying the first location view including displaying (i) a first location name associated with the first geotag and (ii) a scaled replica of each of the digital photographs and videos in the first set of digital photographs and videos, the displayed scaled replicas of

each of the digital photographs and videos in the first set of digital photographs and videos not being overlaid on the interactive map; and responsive to a click or tap of the second location selectable thumbnail image, displaying a second location view on the video display device, the displaying the second location view including displaying (i) a second location name corresponding to the second geotag and (ii) a scaled replica of each of the digital photographs and videos in the second set of digital photographs and videos, the displayed scaled replicas of each of the digital photographs and videos in the second set of digital photographs and videos not being overlaid on the interactive map”.

Another close prior art, Tanaka et al (US 2006/0165380 A1) discloses similar feature of image counting in image folders (figures 3, 6). However, Tanaka et al do not explicitly disclose: “responsive to a click or tap of the first location selectable thumbnail image, displaying a first location view on the video display device, the displaying the first location view including displaying (i) a first location name associated with the first geotag and (ii) a scaled replica of each of the digital photographs and videos in the first set of digital photographs and videos, the displayed scaled replicas of each of the digital photographs and videos in the first set of digital photographs and videos not being overlaid on the interactive map; and responsive to a click or tap of the second location selectable thumbnail image, displaying a second location view on the video display device, the displaying the second location view including displaying (i) a second location name corresponding to the second geotag and (ii) a scaled replica of each of the digital photographs and videos in

the second set of digital photographs and videos, the displayed scaled replicas of each of the digital photographs and videos in the second set of digital photographs and videos not being overlaid on the interactive map”.

Any proper motivation for combining prior art elements has not been found because none of the above references explicitly teach the following limitation:

“responsive to a click or tap of the first location selectable thumbnail image, displaying a first location view on the video display device, the displaying the first location view including displaying (i) a first location name associated with the first geotag and (ii) a scaled replica of each of the digital photographs and videos in the first set of digital photographs and videos, the displayed scaled replicas of each of the digital photographs and videos in the first set of digital photographs and videos not being overlaid on the interactive map; and

responsive to a click or tap of the second location selectable thumbnail image, displaying a second location view on the video display device, the displaying the second location view including displaying (i) a second location name corresponding to the second geotag and (ii) a scaled replica of each of the digital photographs and videos in the second set of digital photographs and videos, the displayed scaled replicas of each of the digital photographs and videos in the second set of digital photographs and videos not being overlaid on the interactive map”. Therefore a *Prima Facie* Case of Obviousness cannot be established.

Any comments considered necessary by applicant must be submitted no later than the payment of the issue fee and, to avoid processing delays, should preferably



accompany the issue fee. Such submissions should be clearly labeled "Comments on Statement of Reasons for Allowance."

### ***Conclusion***

Any inquiry concerning this communication or earlier communications from the examiner should be directed to Loc Tran whose telephone number is 571-272-8485. The examiner can normally be reached on Mon-Fri. 7:30am-5pm; First Fri Off.

If attempts to reach the examiner by telephone are unsuccessful, the examiner's supervisor, Aleksandr Kerzhner can be reached on (571)-270-1760. The fax phone number for the organization where this application or proceeding is assigned is 571-273-8300.

Information regarding the status of an application may be obtained from the Patent Application Information Retrieval (PAIR) system. Status information for published applications may be obtained from either Private PAIR or Public PAIR. Status information for unpublished applications is available through Private PAIR only. For more information about the PAIR system, see <http://pair-direct.uspto.gov>. Should you have questions on access to the Private PAIR system, contact the Electronic Business Center (EBC) at 866-217-9197 (toll-free). If you would like assistance from a USPTO Customer Service Representative or access to the automated information system, call 800-786-9199 (IN USA OR CANADA) or 571-272-1000.

/LOC TRAN/

Primary Examiner, Art Unit 2165





<b>Notice of References Cited</b>	Application/Control No. 15/375,927	Applicant(s)/Patent Under Reexamination Desmond et al.	
	Examiner LOC TRAN	Art Unit 2165	Page 1 of 1

**U.S. PATENT DOCUMENTS**

*	Document Number Country Code-Number-Kind Code	Date MM-YYYY	Name	CPC Classification	US Classification
*	A US-20090113350-A1	04-2009	Hibino; Stacie Lynn	G06F16/41	715/853
*	B US-20060165380-A1	07-2006	Tanaka; Sho	G11B27/34	386/227
C					
D					
E					
F					
G					
H					
I					
J					
K					
L					
M					


**FOREIGN PATENT DOCUMENTS**

*	Document Number Country Code-Number-Kind Code	Date MM-YYYY	Country	Name	CPC Classification
N					
O					
P					
Q					
R					
S					
T					

**NON-PATENT DOCUMENTS**

*	Include as applicable: Author, Title Date, Publisher, Edition or Volume, Pertinent Pages)
U	
V	
W	
X	

\*A copy of this reference is not being furnished with this Office action. (See MPEP § 707.05(a).)  
Dates in MM-YYYY format are publication dates. Classifications may be US or foreign.

<b>Search Notes</b> 	<b>Application/Control No.</b> 15/375,927	<b>Applicant(s)/Patent Under Reexamination</b> Desmond et al.
	<b>Examiner</b> LOC TRAN	<b>Art Unit</b> 2165

CPC - Searched*		
Symbol	Date	Examiner
G06F16/5866; G06F16/907;G06F16/901	07/08/2019	LT

CPC Combination Sets - Searched*		
Symbol	Date	Examiner


US Classification - Searched*			
Class	Subclass	Date	Examiner

\* See search history printout included with this form or the SEARCH NOTES box below to determine the scope of the search.

Search Notes		
Search Notes	Date	Examiner
G06F16/5866; G06F16/907;G06F16/901	07/08/2019	LT
Inventors Search On EAST	07/08/2019	LT
Inventive Concept/Claim(s) Search On EAST	07/08/2019	LT
NPL Search On IP.COM	07/08/2019	LT
Inteference Search On EAST	07/08/2019	LT

Interference Search			
US Class/CPC Symbol	US Subclass/CPC Group	Date	Examiner
G06F16	5866;907;901	07/08/2019	LT


/LOC TRAN/ Examiner, Art Unit 2165	
---------------------------------------	--

<b>Issue Classification</b> 	<b>Application/Control No.</b> 15/375,927	<b>Applicant(s)/Patent Under Reexamination</b> Desmond et al.
	<b>Examiner</b> LOC TRAN	<b>Art Unit</b> 2165

CPC						
Symbol				Type	Version	
G06F		16		5866	F	2019-01-01
G06F		16		51	I	2019-01-01
G06F		16		901	I	2019-01-01
G06F		16		907	I	2019-01-01
G06F		3		0481	A	2013-01-01

CPC Combination Sets						
Symbol			Type	Set	Ranking	Version

NONE		<b>Total Claims Allowed:</b>	
(Assistant Examiner)	(Date)	15	
/LOC TRAN/ Examiner, Art Unit 2165	08 July 2019	O.G. Print Claim(s)	O.G. Print Figure
(Primary Examiner)	(Date)	30	1

<b>Issue Classification</b> 	<b>Application/Control No.</b> 15/375,927	<b>Applicant(s)/Patent Under Reexamination</b> Desmond et al.
	<b>Examiner</b> LOC TRAN	<b>Art Unit</b> 2165


<b>INTERNATIONAL CLASSIFICATION</b>		
<b>CLAIMED</b>		
G06F	16	90

<b>NON-CLAIMED</b>		

<b>US ORIGINAL CLASSIFICATION</b>	
<b>CLASS</b>	<b>SUBCLASS</b>

<b>CROSS REFERENCES(S)</b>						
<b>CLASS</b>	<b>SUBCLASS (ONE SUBCLASS PER BLOCK)</b>					

NONE		<b>Total Claims Allowed:</b>	
(Assistant Examiner)	(Date)	15	
/LOC TRAN/ Examiner, Art Unit 2165	08 July 2019	O.G. Print Claim(s)	O.G. Print Figure
(Primary Examiner)	(Date)	30	1

<b>Issue Classification</b> 	<b>Application/Control No.</b> 15/375,927	<b>Applicant(s)/Patent Under Reexamination</b> Desmond et al.
	<b>Examiner</b> LOC TRAN	<b>Art Unit</b> 2165

Claims renumbered in the same order as presented by applicant
  CPA
  T.D.
  R.1.47

CLAIMS															
Final	Original	Final	Original	Final	Original	Final	Original	Final	Original	Final	Original	Final	Original	Final	Original
-	1	-	10	-	19	-	28	8	37	-	46				
-	2	-	11	-	20	-	29	9	38	-	47				
-	3	-	12	-	21	1	30	10	39	-	48				
-	4	-	13	-	22	2	31	11	40	-	49				
-	5	-	14	-	23	3	32	12	41	-	50				
-	6	-	15	-	24	4	33	13	42						
-	7	-	16	-	25	5	34	14	43						
-	8	-	17	-	26	6	35	15	44						
-	9	-	18	-	27	7	36	-	45						

NONE	<b>Total Claims Allowed:</b>	
(Assistant Examiner)	(Date)	15
/LOC TRAN/ Examiner, Art Unit 2165	08 July 2019	O.G. Print Claim(s)
(Primary Examiner)	(Date)	30
		O.G. Print Figure
		1



List of References for Applicant's <b>FIRST INFORMATION DISCLOSURE STATEMENT</b>  Page 1 of 2	Atty. Docket No. 069366-000002USC1	Serial No. 15/375,927
	Applicant: MemoryWeb, LLC	
	Filing Date: December 12, 2016	Group: 2152

U.S. PATENTS				
Examiner Initial	Cite No.	Patent Number	Issue Date	First Named Inventor
	A1	5,694,514	12/02/1997	Evans
	A2	6,629,104	09/30/2003	Parulski
	A3	7,372,976	05/13/2008	Rhoad
	A4	7,480,669	01/20/2009	Lo
	A5	7,372,976	05/13/2008	Rhoads
	A6	7,694,236	04/06/2010	Gusmorino
	A7	8,150,844	04/03/2012	Redstone
	A8	8,484,223	07/09/2013	Ota

U.S. PATENT PUBLICATIONS DOCUMENTS				
Examiner Initial	Cite No.	Document Number	Date	Name
	B1	2006/0165380 A1	07/27/2006	Tanaka
	B2	2007/0282908 A1	12/06/2007	Van Der Meulen
	B3	2009/0113350 A1	04/30/2009	Hibino
	B4	2009/0265631 A1	10/22/2009	Sigurbjornsson

OTHER DOCUMENTS (including publisher, author (if any), title, relevant pages, date, and place of publication.)		
Examiner Initial	Cite No.	Document Information
	C1	Kustanowitz et al., "Motivating Annotation for Personal Digital Photo Libraries: Lowering Barriers while Raising Incentives," Tech. Report HCIL-2004-18, U. Maryland, 2005 (10 pages)
	C2	Miller et al., "Give and take: a study of consumer photo-sharing culture and practice," CHI '07 Proceedings of the SIGCHI Conference on Human Factors in Computing Systems, pp. 347-356, 2007 (10 pages)
	C3	Ames et al., "Why we tag: motivations for annotation in mobile and online media," CHI '07 Proceedings of the SIGCHI Conference on Human Factors in Computing Systems, pp. 971-980, ACM, 2007 (10 pages)

<b>EXAMINER:</b>	<b>DATE CONSIDERED:</b>
EXAMINER: INITIAL IF REFERENCE CONSIDERED, WHETHER OR NOT CITATION IS IN CONFORMANCE WITH MPEP609; DRAW LINE THROUGH CITATION IF NOT IN CONFORMANCE AND NOT CONSIDERED. INCLUDE COPY OF THIS FORM WITH NEXT COMMUNICATION TO APPLICANT.	

List of References for Applicant's <b>FIRST INFORMATION DISCLOSURE STATEMENT</b>  Page 2 of 2	Atty. Docket No. 069366-000002USC1	Serial No. 15/375,927
	Applicant: MemoryWeb, LLC	
	Filing Date: December 12, 2016	Group: 2152

OTHER DOCUMENTS (including publisher, author (if any), title, relevant pages, date, and place of publication.)		
Examiner Initial	Cite No.	Document Information
	C4	Yee et al., "Faceted Metadata for Image Search and Browsing", CHI 2003, pp. 401-408, 2003, ACM.
	C5	Ferre, "CAMELIS: Organizing and Browsing a Personal Photo Collection with a Logical Information System", Int. Conf. Concept Lattices and Their Applications, pp. 112-123, 2007, HAL.
	C6	Tomasson et al., "PhotoCube: Effective and Efficient Multi-Dimensional Browsing of Personal Photo Collections", ICMR '11, 2011, ACM.
	C7	Bartolini et al., "Integrating Semantic and Visual Facets for Browsing Digital Photo Collections", SBED, pp. 65-72, 2009.
	C8	Trattner et al., "Evaluating Tag-Based Information Access in Image Collections", Proceedings of the 23 <sup>rd</sup> ACM Conference on Hypertext and Social Media, pp. 113-122, 2012 ACM
	C9	Kang et al., "Capture, Annotate, Browse, Find, Share: Novel Interfaces for Personal Photo Management", INTERNATIONAL JOURNAL OF HUMAN-COMPUTER INTERACTION, 23(3), pp. 315-337, 2007, Lawrence Erlbaum Associates, Inc.
	C10	Jaffe et al., "Generating Summaries and Visualization for Large Collections of GeoReferenced Photographs", MIR'06, pp. 89-98, 2006 ACM
	C11	Tornial et al., "Sharing, Discovering and Browsing Geotagged Pictures on the Web", 2007, Hewlett-Packard Development Company, L.P., pp. 1-18
	C12	Snaveley et al., "Photo Tourism: Exploring Photo Collection in 3D", SIGGRAPH '06 ACM Transactions on Graphics, Vol. 25, Issue 3, pp. 835-846, 2006 ACM
	C13	Kisilevich et al., "Event-based analysis of People's Activities and Behavior Using Flickr and Panoramio Geotagged Photo Collections", 14 <sup>th</sup> International Conference Information Visualization, pp. 289-296, 2010 IEEE
	C14	Ahern et al., "World Explorer: Visualizing Aggregate Data From Unstructured Text in Geo-Referenced Collections", JCDL'07, pp. 1-10, 2007, ACM
	C15	Kopf et al., "Deep photo: model-based photograph enhancement and viewing", ACM Transactions on Graphics, Vol. 27, No. 5, Article 116, December 2008, ACM (10 pages)

<b>EXAMINER:</b> /LOC TRAN/	<b>DATE CONSIDERED:</b> 07/08/2019
EXAMINER: INITIAL IF REFERENCE CONSIDERED, WHETHER OR NOT CITATION IS IN CONFORMANCE WITH MPEP609; DRAW LINE THROUGH CITATION IF NOT IN CONFORMANCE AND NOT CONSIDERED. INCLUDE COPY OF THIS FORM WITH NEXT COMMUNICATION TO APPLICANT.	

## Bibliographic Data

Application No: 15/375,927

Foreign Priority claimed:  Yes  No

35 USC 119 (a-d) conditions met:  Yes  No

Met After Allowance

Verified and Acknowledged:

/LOC TRAN/

Examiner's Signature

Initials

Title:

METHOD AND APPARATUS FOR MANAGING DIGITAL FILES

---

FILING or 371(c) DATE	CLASS	GROUP ART UNIT	ATTORNEY DOCKET NO.
12/12/2016	707	2165	069366-000002USC1
<b>RULE</b>			

### APPLICANTS

MemoryWeb, LLC, Glen Ellyn, IL,

### INVENTORS

Christopher J. Desmond Glen Ellyn, IL, UNITED STATES

Nancy L. Desmond Glen Ellyn, IL, UNITED STATES

L. Michael Taylor Chicago, IL, UNITED STATES

### CONTINUING DATA

This application is a CON of 14193426 02/28/2014 PAT 9552376

14193426 is a CIP of 13157214 06/09/2011 PAT 9098531

### FOREIGN APPLICATIONS

#### IF REQUIRED, FOREIGN LICENSE GRANTED\*\*

12/21/2016

\*\* SMALL ENTITY \*\*

#### STATE OR COUNTRY

UNITED STATES

#### ADDRESS

NIXON PEABODY LLP

70 West Madison Street, Suite 3500

CHICAGO, IL 60602

UNITED STATES

#### FILING FEE RECEIVED

\$730

Document Description: Issue Fee Payment (PTO-85B)

**Issue Fee Transmittal Form**

Application Number	Filing Date	First Named Inventor	Atty. Docket No.	Confirmation No.
15375927	12-Dec-2016	Christopher Desmond	069366-000002USC1	5543

**TITLE OF INVENTION :**

METHOD AND APPARATUS FOR MANAGING DIGITAL FILES

Entity Status	Application Type	Art Unit	Class - Subclass	EXAMINER
Small	Utility under 35 USC 111(a)	2165	722000	LOC TRAN
Issue Fee Due	Publication Due	Total Fee(s) Due	Date Due	Prev. Paid Fee
\$500	\$0	\$500	15-Oct-2019	\$0

**1.Change of Correspondence Address and/or Indication Of Fee Address (37 CFR 1.33 & 1.363)**

Current Correspondence Address:	Current Indicated Fee Address :
70001 NIXON PEABODY LLP  70 West Madison Street, Suite 3500  CHICAGO IL 60602 UNITED STATES 312-977-4400 <del>docketingchicago@nixonpeabody.com</del>	
<input type="checkbox"/> Change of correspondence address requested, system generated AIA/122-EFS form attached	<input type="checkbox"/> Fee Address indication requested, system generated SB/47-EFS form attached

**2.Entity Status****Change in Entity Status**

Applicant certifying micro entity status; system generated Micro Entity certification form attached. See 37 CFR 1.29.

Note: Absent a valid certification of micro entity status, issue fee payment in the micro entity amount will not be accepted at the risk of application abandonment.

- If this box is checked, you will be prompted to choose a micro entity status on the gross income basis (37 CFR 1.29(a)) or the institution of higher education basis (37 CFR 1.29(d)), and make the applicable certification online.

- Applicant asserting small entity status. See 37 CFR 1.27.

Note: If the application was previously under micro entity status, checking this box will be taken to be a notification of loss of entitlement to micro entity status.

- Applicant changing to regular undiscounted fee status.

Note: Checking this box will be taken to be a notification of loss of entitlement to small or micro entity status, as applicable.

Document Description: Issue Fee Payment (PTO-85B)

**3.The Following Fee(s) Are Submitted:**

Issue Fee

I authorize USPTO to apply my previously paid issue fee to the current fees due

Publication Fee

The Director is hereby authorized to apply my previously paid issue fee to the current fee due and to charge deficient fees to Deposit Account Number \_\_\_\_\_

Advance Order - # of copies \_\_\_\_\_

If **in addition to** the payment of the issue fee amount submitted with this form, there are any discrepancies in any amount(s) due, the Director is authorized to charge any deficiency, or credit any overpayment, to Deposit Account Number <sup>504181</sup>\_\_\_\_\_.  
 The **issue fee must be submitted** with this form. **If payment of the issue fee does not accompany this form, checking this box and providing a deposit account number will NOT be effective to satisfy full payment of the fee(s) due.**

**4.Firm and/or Attorney Names To Be Printed**

**NOTE: If no name is listed, no name will be printed**  
For printing on the patent front page, list to be displayed as entered

1. NIXON PEABODY LLP

2.

3.

**5.Assignee Name(s) and Residence Data To Be Printed**

PLEASE NOTE: Unless an assignee is identified below, no assignee data will appear on the patent. If an assignee is identified below, the document has been filed for recordation as set forth in 37 CFR 3.11. Completion of this form is NOT a substitute for filing an assignment.

Name	City	State	Country	Category
NCM IP HOLDINGS, LLC	GLEN ELLYN	ILLINOIS	united states	corporation

**6.Signature**

I certify, in accordance with 37 CFR 1.4(d)(4) that I am an attorney or agent registered to practice before the Patent and Trademark Office who has filed and has been granted power of attorney in this application. I also certify that this Fee(s) Transmittal form is being transmitted to the USPTO via EFS-WEB on the date indicated below.

<b>Signature</b>	/Bradley M. Taub/	<b>Date</b>	08-09-2019
<b>Name</b>	Bradley Michael Taub	<b>Registration Number</b>	67300

Electronic Patent Application Fee Transmittal				
<b>Application Number:</b>	15375927			
<b>Filing Date:</b>	12-Dec-2016			
<b>Title of Invention:</b>	METHOD AND APPARATUS FOR MANAGING DIGITAL FILES			
<b>First Named Inventor/Applicant Name:</b>	Christopher J. Desmond			
<b>Filer:</b>	Bradley Michael Taub			
<b>Attorney Docket Number:</b>	069366-000002USC1			
Filed as Small Entity				
<b>Filing Fees for Utility under 35 USC 111(a)</b>				
Description	Fee Code	Quantity	Amount	Sub-Total in USD(\$)
<b>Basic Filing:</b>				
UTILITY APPL ISSUE FEE	2501	1	500	500
PUBL. FEE- EARLY, VOLUNTARY, OR NORMAL	1504	1	0	0
<b>Pages:</b>				
<b>Claims:</b>				
<b>Miscellaneous-Filing:</b>				
<b>Petition:</b>				
<b>Patent-Appeals-and-Interference:</b>				

Description	Fee Code	Quantity	Amount	Sub-Total in USD(\$)
<b>Post-Allowance-and-Post-Issuance:</b>				
<b>Extension-of-Time:</b>				
<b>Miscellaneous:</b>				
<b>Total in USD (\$)</b>				<b>500</b>

## Electronic Acknowledgement Receipt

<b>EFS ID:</b>	36824610
<b>Application Number:</b>	15375927
<b>International Application Number:</b>	
<b>Confirmation Number:</b>	5543
<b>Title of Invention:</b>	METHOD AND APPARATUS FOR MANAGING DIGITAL FILES
<b>First Named Inventor/Applicant Name:</b>	Christopher J. Desmond
<b>Customer Number:</b>	70001
<b>Filer:</b>	Bradley Michael Taub
<b>Filer Authorized By:</b>	
<b>Attorney Docket Number:</b>	069366-000002USC1
<b>Receipt Date:</b>	09-AUG-2019
<b>Filing Date:</b>	12-DEC-2016
<b>Time Stamp:</b>	10:25:06
<b>Application Type:</b>	Utility under 35 USC 111(a)

### Payment information:

Submitted with Payment	yes
Payment Type	DA
Payment was successfully received in RAM	\$500
RAM confirmation Number	E201989A25050074
Deposit Account	
Authorized User	

The Director of the USPTO is hereby authorized to charge indicated fees and credit any overpayment as follows:



<b>File Listing:</b>					
<b>Document Number</b>	<b>Document Description</b>	<b>File Name</b>	<b>File Size(Bytes)/ Message Digest</b>	<b>Multi Part /.zip</b>	<b>Pages (if appl.)</b>
1	Issue Fee Payment (PTO-85B)	Web85b.pdf	46034	no	2
			bd4fe4809b40f0451740123ea12f0abbca178b4d		
<b>Warnings:</b>					
<b>Information:</b>					
2	Fee Worksheet (SB06)	fee-info.pdf	31934	no	2
			800d628e43acd02c33899b1f23475740572d422c		
<b>Warnings:</b>					
<b>Information:</b>					
<b>Total Files Size (in bytes):</b>			77968		
<p><b>This Acknowledgement Receipt evidences receipt on the noted date by the USPTO of the indicated documents, characterized by the applicant, and including page counts, where applicable. It serves as evidence of receipt similar to a Post Card, as described in MPEP 503.</b></p> <p><b><u>New Applications Under 35 U.S.C. 111</u></b>  If a new application is being filed and the application includes the necessary components for a filing date (see 37 CFR 1.53(b)-(d) and MPEP 506), a Filing Receipt (37 CFR 1.54) will be issued in due course and the date shown on this Acknowledgement Receipt will establish the filing date of the application.</p> <p><b><u>National Stage of an International Application under 35 U.S.C. 371</u></b>  If a timely submission to enter the national stage of an international application is compliant with the conditions of 35 U.S.C. 371 and other applicable requirements a Form PCT/DO/EO/903 indicating acceptance of the application as a national stage submission under 35 U.S.C. 371 will be issued in addition to the Filing Receipt, in due course.</p> <p><b><u>New International Application Filed with the USPTO as a Receiving Office</u></b>  If a new international application is being filed and the international application includes the necessary components for an international filing date (see PCT Article 11 and MPEP 1810), a Notification of the International Application Number and of the International Filing Date (Form PCT/RO/105) will be issued in due course, subject to prescriptions concerning national security, and the date shown on this Acknowledgement Receipt will establish the international filing date of the application.</p>					



UNITED STATES PATENT AND TRADEMARK OFFICE

UNITED STATES DEPARTMENT OF COMMERCE  
United States Patent and Trademark Office  
Address: COMMISSIONER FOR PATENTS  
P.O. Box 1450  
Alexandria, Virginia 22313-1450  
www.uspto.gov

APPLICATION NO.	ISSUE DATE	PATENT NO.	ATTORNEY DOCKET NO.	CONFIRMATION NO.
15/375,927	09/24/2019	10423658	069366-000002USC1	5543

70001            7590            09/04/2019  
NIXON PEABODY LLP  
70 West Madison Street, Suite 3500  
CHICAGO, IL 60602

**ISSUE NOTIFICATION**

The projected patent number and issue date are specified above.

**Determination of Patent Term Adjustment under 35 U.S.C. 154 (b)**

(application filed on or after May 29, 2000)

The Patent Term Adjustment is 518 day(s). Any patent to issue from the above-identified application will include an indication of the adjustment on the front page.

If a Continued Prosecution Application (CPA) was filed in the above-identified application, the filing date that determines Patent Term Adjustment is the filing date of the most recent CPA.

Applicant will be able to obtain more detailed information by accessing the Patent Application Information Retrieval (PAIR) WEB site (<http://pair.uspto.gov>).

Any questions regarding the Patent Term Extension or Adjustment determination should be directed to the Office of Patent Legal Administration at (571)-272-7702. Questions relating to issue and publication fee payments should be directed to the Application Assistance Unit (AAU) of the Office of Data Management (ODM) at (571)-272-4200.

APPLICANT(s) (Please see PAIR WEB site <http://pair.uspto.gov> for additional applicants):

Christopher J. Desmond, Glen Ellyn, IL;  
MemoryWeb, LLC, Glen Ellyn, IL;  
Nancy L. Desmond, Glen Ellyn, IL;  
L. Michael Taylor, Chicago, IL;

The United States represents the largest, most dynamic marketplace in the world and is an unparalleled location for business investment, innovation, and commercialization of new technologies. The USA offers tremendous resources and advantages for those who invest and manufacture goods here. Through SelectUSA, our nation works to encourage and facilitate business investment. To learn more about why the USA is the best country in the world to develop technology, manufacture products, and grow your business, visit [SelectUSA.gov](http://SelectUSA.gov).

**Attorney Docket No. 069366-000002USC1**

***PATENT***

**IN THE UNITED STATES PATENT AND TRADEMARK OFFICE**

In re Application of:	Desmond <i>et al.</i>	Confirmation No.:	5543
US Patent No.:	10,423,658	Issue Date:	September 24, 2019
Application No.:	15/375,927	Art Unit:	2165
Filing Date:	December 12, 2016	Examiner:	Loc Tran
For:	METHOD AND APPARATUS FOR MANAGING DIGITAL FILES		

Commissioner for Patents  
Attention: Certificates of Correction Branch  
P.O. Box 1450  
Alexandria, VA 22313-1450

**REQUEST FOR CERTIFICATE OF CORRECTION UNDER 37 C.F.R. §1.323**

As set forth in 35 U.S.C. § 255, whenever a mistake of a clerical or typographical nature, or of minor character, which was not the fault of the Patent and Trademark Office, appears in a patent and a showing has been made that such mistake occurred in good faith, the Director may, upon payment of the required fee, issue a certificate of correction, if the correction does not involve such changes in the patent as would constitute new matter or would require reexamination. Such patent, together with the certificate, shall have the same effect and operation in law on the trial of actions for causes thereafter arising as if the same had been originally issued in such corrected form.

The Applicant hereby requests a correction of typographical errors in the claims. The undersigned states that the mistakes occurred in good faith and that the corrections do not involve changes that would constitute new matter or require reexamination, and further that the requested changes do not materially affect the scope or meaning of the patent.

Applicant requests the following correction:

In the Claims:

At Claim 1, Lines 24-26 of Column 35, please replace “responsive to a click or tap of the location selectable element, displaying a map view on a video display device” with -- responsive

to a click or tap of the location selectable element, displaying a map view on the video display device --.

At Claim 13, Lines 11-12 of Column 38: please replace “(ii) a second album name associated with the second album” with -- (iv) a second album name associated with the second album --.

Accordingly, Patentees respectfully request issuance of the Certificate of Correction submitted herewith under 37 C.F.R. §1.322 and §1.323.

Form PTO/SB/44 is attached herewith.

#### **AUTHORIZATION TO CHARGE/CREDIT DEPOSIT ACCOUNT**

The \$150.00 fee for the certificate of correction is provided herewith. The Director is hereby authorized to charge any applicable fee deficiencies or credit overpayments associated with the issuance of the Certificate of Correction in the above-referenced matter to NIXON PEABODY LLP Deposit Account No. 50-4181, from which the undersigned is authorized to draw.

Date: February 5, 2020

Customer No. 70001

Respectfully submitted,

/Bradley M. Taub, Reg. No. 67,300/

Bradley M. Taub  
Reg. No. 67,300  
NIXON PEABODY LLP  
70 West Madison Street, Suite 3500  
Chicago, Illinois 60602  
Direct dial: (312) 425-8563

**UNITED STATES PATENT AND TRADEMARK OFFICE  
CERTIFICATE OF CORRECTION**Page 1 of 1

PATENT NO. : 10,423,658

APPLICATION NO.: 15/375,927

ISSUE DATE : 09/24/2019

INVENTOR(S) : Christopher J. Desmond et al.

It is certified that an error appears or errors appear in the above-identified patent and that said Letters Patent is hereby corrected as shown below:

In the Claims:

At Claim 1, Lines 24-26 of Column 35, please replace "responsive to a click or tap of the location selectable element, displaying a map view on a video display device" with -- responsive to a click or tap of the location selectable element, displaying a map view on the video display device --.

At Claim 13, Lines 11-12 of Column 38, please replace "(ii) a second album name associated with the second album" with -- (iv) a second album name associated with the second album --.

MAILING ADDRESS OF SENDER (Please do not use Customer Number below):

70 W Madison St, Suite 3500  
Chicago, IL 60602

This collection of information is required by 37 CFR 1.322, 1.323, and 1.324. The information is required to obtain or retain a benefit by the public which is to file (and by the USPTO to process) an application. Confidentiality is governed by 35 U.S.C. 122 and 37 CFR 1.14. This collection is estimated to take 1.0 hour to complete, including gathering, preparing, and submitting the completed application form to the USPTO. Time will vary depending upon the individual case. Any comments on the amount of time you require to complete this form and/or suggestions for reducing this burden, should be sent to the Chief Information Officer, U.S. Patent and Trademark Office, U.S. Department of Commerce, P.O. Box 1450, Alexandria, VA 22313-1450. DO NOT SEND FEES OR COMPLETED FORMS TO THIS ADDRESS. SEND TO: **Attention Certificate of Corrections Branch, Commissioner for Patents, P.O. Box 1450, Alexandria, VA 22313-1450.**

*If you need assistance in completing the form, call 1-800-PTO-9199 and select option 2.*

## Privacy Act Statement

The **Privacy Act of 1974 (P.L. 93-579)** requires that you be given certain information in connection with your submission of the attached form related to a patent application or patent. Accordingly, pursuant to the requirements of the Act, please be advised that: (1) the general authority for the collection of this information is 35 U.S.C. 2(b)(2); (2) furnishing of the information solicited is voluntary; and (3) the principal purpose for which the information is used by the U.S. Patent and Trademark Office is to process and/or examine your submission related to a patent application or patent. If you do not furnish the requested information, the U.S. Patent and Trademark Office may not be able to process and/or examine your submission, which may result in termination of proceedings or abandonment of the application or expiration of the patent.

The information provided by you in this form will be subject to the following routine uses:

1. The information on this form will be treated confidentially to the extent allowed under the Freedom of Information Act (5 U.S.C. 552) and the Privacy Act (5 U.S.C. 552a). Records from this system of records may be disclosed to the Department of Justice to determine whether disclosure of these records is required by the Freedom of Information Act.
2. A record from this system of records may be disclosed, as a routine use, in the course of presenting evidence to a court, magistrate, or administrative tribunal, including disclosures to opposing counsel in the course of settlement negotiations.
3. A record in this system of records may be disclosed, as a routine use, to a Member of Congress submitting a request involving an individual, to whom the record pertains, when the individual has requested assistance from the Member with respect to the subject matter of the record.
4. A record in this system of records may be disclosed, as a routine use, to a contractor of the Agency having need for the information in order to perform a contract. Recipients of information shall be required to comply with the requirements of the Privacy Act of 1974, as amended, pursuant to 5 U.S.C. 552a(m).
5. A record related to an International Application filed under the Patent Cooperation Treaty in this system of records may be disclosed, as a routine use, to the International Bureau of the World Intellectual Property Organization, pursuant to the Patent Cooperation Treaty.
6. A record in this system of records may be disclosed, as a routine use, to another federal agency for purposes of National Security review (35 U.S.C. 181) and for review pursuant to the Atomic Energy Act (42 U.S.C. 218(c)).
7. A record from this system of records may be disclosed, as a routine use, to the Administrator, General Services, or his/her designee, during an inspection of records conducted by GSA as part of that agency's responsibility to recommend improvements in records management practices and programs, under authority of 44 U.S.C. 2904 and 2906. Such disclosure shall be made in accordance with the GSA regulations governing inspection of records for this purpose, and any other relevant (*i.e.*, GSA or Commerce) directive. Such disclosure shall not be used to make determinations about individuals.
8. A record from this system of records may be disclosed, as a routine use, to the public after either publication of the application pursuant to 35 U.S.C. 122(b) or issuance of a patent pursuant to 35 U.S.C. 151. Further, a record may be disclosed, subject to the limitations of 37 CFR 1.14, as a routine use, to the public if the record was filed in an application which became abandoned or in which the proceedings were terminated and which application is referenced by either a published application, an application open to public inspection or an issued patent.
9. A record from this system of records may be disclosed, as a routine use, to a Federal, State, or local law enforcement agency, if the USPTO becomes aware of a violation or potential violation of law or regulation.

Electronic Patent Application Fee Transmittal				
<b>Application Number:</b>	15375927			
<b>Filing Date:</b>	12-Dec-2016			
<b>Title of Invention:</b>	METHOD AND APPARATUS FOR MANAGING DIGITAL FILES			
<b>First Named Inventor/Applicant Name:</b>	Christopher J. Desmond			
<b>Filer:</b>	Bradley Michael Taub			
<b>Attorney Docket Number:</b>	069366-000002USC1			
Filed as Large Entity				
<b>Filing Fees for Utility under 35 USC 111(a)</b>				
<b>Description</b>	<b>Fee Code</b>	<b>Quantity</b>	<b>Amount</b>	<b>Sub-Total in USD(\$)</b>
<b>Basic Filing:</b>				
<b>Pages:</b>				
<b>Claims:</b>				
<b>Miscellaneous-Filing:</b>				
<b>Petition:</b>				
<b>Patent-Appeals-and-Interference:</b>				
<b>Post-Allowance-and-Post-Issuance:</b>				
CERTIFICATE OF CORRECTION	1811	1	150	150

Description	Fee Code	Quantity	Amount	Sub-Total in USD(\$)
<b>Extension-of-Time:</b>				
<b>Miscellaneous:</b>				
<b>Total in USD (\$)</b>				<b>150</b>



## Electronic Acknowledgement Receipt

<b>EFS ID:</b>	38506017
<b>Application Number:</b>	15375927
<b>International Application Number:</b>	
<b>Confirmation Number:</b>	5543
<b>Title of Invention:</b>	METHOD AND APPARATUS FOR MANAGING DIGITAL FILES
<b>First Named Inventor/Applicant Name:</b>	Christopher J. Desmond
<b>Customer Number:</b>	70001
<b>Filer:</b>	Bradley Michael Taub
<b>Filer Authorized By:</b>	
<b>Attorney Docket Number:</b>	069366-000002USC1
<b>Receipt Date:</b>	05-FEB-2020
<b>Filing Date:</b>	12-DEC-2016
<b>Time Stamp:</b>	19:40:44
<b>Application Type:</b>	Utility under 35 USC 111(a)

### Payment information:

Submitted with Payment	yes
Payment Type	DA
Payment was successfully received in RAM	\$150
RAM confirmation Number	E202025J41030709
Deposit Account	
Authorized User	

The Director of the USPTO is hereby authorized to charge indicated fees and credit any overpayment as follows:

<b>File Listing:</b>					
<b>Document Number</b>	<b>Document Description</b>	<b>File Name</b>	<b>File Size(Bytes)/ Message Digest</b>	<b>Multi Part /.zip</b>	<b>Pages (if appl.)</b>
1	Request for Certificate of Correction	069366-2USC1-Request_Certificate_of_Correction.pdf	167060 ae426eff6c7f42c968aa2ac5d2d417430b8c855a	no	2
<b>Warnings:</b>					
<b>Information:</b>					
2	Request for Certificate of Correction	069366-2USC1-Certificate_of_Correction.pdf	169756 7f54f3288061d373517c1e531b0bdc30f9ec2a52	no	2
<b>Warnings:</b>					
<b>Information:</b>					
3	Fee Worksheet (SB06)	fee-info.pdf	30495 c8df3b68db623536cb0339c9931e3690b3804b34	no	2
<b>Warnings:</b>					
<b>Information:</b>					
<b>Total Files Size (in bytes):</b>			367311		
<p><b>This Acknowledgement Receipt evidences receipt on the noted date by the USPTO of the indicated documents, characterized by the applicant, and including page counts, where applicable. It serves as evidence of receipt similar to a Post Card, as described in MPEP 503.</b></p> <p><b><u>New Applications Under 35 U.S.C. 111</u></b>  If a new application is being filed and the application includes the necessary components for a filing date (see 37 CFR 1.53(b)-(d) and MPEP 506), a Filing Receipt (37 CFR 1.54) will be issued in due course and the date shown on this Acknowledgement Receipt will establish the filing date of the application.</p> <p><b><u>National Stage of an International Application under 35 U.S.C. 371</u></b>  If a timely submission to enter the national stage of an international application is compliant with the conditions of 35 U.S.C. 371 and other applicable requirements a Form PCT/DO/EO/903 indicating acceptance of the application as a national stage submission under 35 U.S.C. 371 will be issued in addition to the Filing Receipt, in due course.</p> <p><b><u>New International Application Filed with the USPTO as a Receiving Office</u></b>  If a new international application is being filed and the international application includes the necessary components for an international filing date (see PCT Article 11 and MPEP 1810), a Notification of the International Application Number and of the International Filing Date (Form PCT/RO/105) will be issued in due course, subject to prescriptions concerning national security, and the date shown on this Acknowledgement Receipt will establish the international filing date of the application.</p>					

UNITED STATES PATENT AND TRADEMARK OFFICE  
**CERTIFICATE OF CORRECTION**

PATENT NO. : 10,423,658 B2  
APPLICATION NO. : 15/375927  
DATED : September 24, 2019  
INVENTOR(S) : Christopher J. Desmond et al.

Page 1 of 1

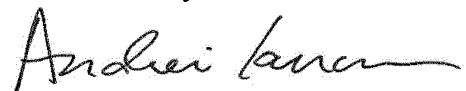
It is certified that error appears in the above-identified patent and that said Letters Patent is hereby corrected as shown below:

In the Claims

At Claim 1, Lines 24-26 of Column 35, please replace “responsive to a click or tap of the location selectable element, displaying a map view on a video display device” with -- responsive to a click or tap of the location selectable element, displaying a map view on the video display device --.

At Claim 13, Lines 11-12 of Column 38, please replace “(ii) a second album name associated with the second album” with -- (iv) a second album name associated with the second album --.

Signed and Sealed this  
Tenth Day of March, 2020



Andrei Iancu  
*Director of the United States Patent and Trademark Office*

AO 120 (Rev. 08/10)

TO: <b>Mail Stop 8 Director of the U.S. Patent and Trademark Office P.O. Box 1450 Alexandria, VA 22313-1450</b>	<b>REPORT ON THE FILING OR DETERMINATION OF AN ACTION REGARDING A PATENT OR TRADEMARK</b>
---	---

In Compliance with 35 U.S.C. § 290 and/or 15 U.S.C. § 1116 you are hereby advised that a court action has been filed in the U.S. District Court for the Western District of Texas Waco Division on the following  Trademarks or  Patents. (  the patent action involves 35 U.S.C. § 292.);

DOCKET NO. 6:21-cv-00411	DATE FILED 4/26/2021	U.S. DISTRICT COURT for the Western District of Texas Waco Division
PLAINTIFF MEMORYWEB, LLC		DEFENDANT SAMSUNG ELECTRONICS CO., LTD. AND SAMSUNG ELECTRONICS AMERICA, INC.
PATENT OR TRADEMARK NO.	DATE OF PATENT OR TRADEMARK	HOLDER OF PATENT OR TRADEMARK
1 10,423,658	9/24/2019	MemoryWeb, LLC
2 10,621,228	4/14/2020	MemoryWeb, LLC
3		
4		
5		

In the above—entitled case, the following patent(s)/ trademark(s) have been included:

DATE INCLUDED	INCLUDED BY <input type="checkbox"/> Amendment <input type="checkbox"/> Answer <input type="checkbox"/> Cross Bill <input type="checkbox"/> Other Pleading		
PATENT OR TRADEMARK NO.	DATE OF PATENT OR TRADEMARK	HOLDER OF PATENT OR TRADEMARK	
1			
2			
3			
4			
5			

In the above—entitled case, the following decision has been rendered or judgement issued:

DECISION/JUDGEMENT
--------------------

CLERK	(BY) DEPUTY CLERK	DATE
-------	-------------------	------

Copy 1—Upon initiation of action, mail this copy to Director    Copy 3—Upon termination of action, mail this copy to Director  
Copy 2—Upon filing document adding patent(s), mail this copy to Director    Copy 4—Case file copy