


DESIGNING THE USER INTERFACE

Strategies for Effective Human-Computer Interaction / 5th Edition

Ben Shneiderman & Catherine Plaisant







UNIFIED PATENTS EXHIBIT 1013

Page 4 of 28

ONLINE ACCESS for *Designing the User Interface: Strategies for Effective Human-Computer Interaction, Fifth Edition*


1 Thank you for purchasing a new copy of *Designing the User Interface: Strategies for Effective Human-Computer Interaction, Fifth Edition*. Your textbook includes six months of prepaid access to the book's Companion Website. This prepaid subscription gives you full access to all student support areas, including:

- A blog to keep you up-to-date on current HCI issues
- Self-assessment quizzes to test your knowledge
- PowerPoint® slides to reinforce the concepts in the textbook
- Discussion questions for further exploration
- Online projects
- Links to related information

*

<<<< YOUR ACCESS CODE

Please see the other side of this card for registration instructions.



To access the ***Designing the User Interface: Strategies for Effective Human-Computer Interaction, Fifth Edition***, Companion Website for the first time:

You will need to register online using a computer with an Internet connection and a web browser. The process takes just a couple of minutes and only needs to be completed once.

1. Go to **<http://www.aw.com/DTUI>**.
2. Click on **Protected Reader Resources**.
3. Click the **Register** button.
4. On the registration page, enter your student access code found beneath the pull tab. Do not type the dashes. You can use lower- or uppercase.
5. Follow the on-screen instructions. If you need help at any time during the online registration process, simply click the **Need Help?** icon.
6. Once your personal Login Name and Password are confirmed, you can begin using the *Designing the User Interface: Strategies for Effective Human-Computer Interaction, Fifth Edition*, Companion Website!

To log in after you have registered:

You only need to register for this Companion Website once. After that, you can log in any time at **<http://www.aw.com/DTUI>** by providing your Login Name and Password when prompted.

*Important: The access code can only be used once. This subscription is valid for six months upon activation and is not transferable. If this access code has already been revealed, it may no longer be valid. If this is the case, you can purchase a subscription by going to **<http://www.aw.com/DTUI>** and following the on-screen instructions.

DESIGNING THE USER INTERFACE

DESIGNING THE USER INTERFACE

DESIGNING THE USER INTERFACE

Strategies for Effective Human-Computer Interaction / 5th Edition

Ben Shneiderman & Catherine Plaisant

University of Maryland, College Park



Addison-Wesley

Boston San Francisco New York

London Toronto Sydney Tokyo Singapore Madrid

Mexico City Munich Paris Cape Town Hong Kong Montreal

UNIFIED PATENTS EXHIBIT 1013

Page 9 of 28

Editor-in-Chief: Michael Hirsch
Editorial Assistant: Stephanie Sellinger
Managing Editor: Jeff Holcomb
Senior Manufacturing Buyer: Carol Melville
Art Director: Linda Knowles
Senior Media Producer: Bethany Tidd
Director of Marketing: Margaret Waples
Marketing Manager: Erin Davis
Marketing Coordinator: Kathryn Ferranti
Director of Marketing Services: Stacey Abraham
Online Product Manager: Bethany Tidd
Manager, Rights and Permissions: Diann Korta
Permissions Project Manager: Shannon W. Barbe
Text Permission Coordinator: Dana Weightman
Visual Research Manager: Beth Brenzel

Image Permission Coordinator: Ang'john Ferreri
Full-Service Project Management: Rose Kernan,
Nesbitt Graphics, Inc.
Composition and Illustrations:
Nesbitt Graphics, Inc.
Text Designer: Jerilyn Bockorick,
Nesbitt Graphics, Inc.
Cover Designer: Joyce Cosentino Wells
Cover Photos: (clockwise, from top left) © Jeff
Savage; © Alan Becker/The Image Bank/Getty
images; © Bob Daemrich/The Image Works;
© Michael DeYoung/Aurora/Getty Images; © Jon
Feingersh/Iconica/Getty Images; © Mel Yates/
Cultura/Getty Images. Background: © Jason
Reed/Photodisc/Getty Images

Access the latest information about Addison-Wesley titles from our World Wide Web site:
<http://www.pearsonhighered.com/cs>

Credits and acknowledgments borrowed from other sources and reproduced, with permission, in this textbook appear in the Acknowledgments section in the endmatter of this book.

Many of the designations by manufacturers and sellers to distinguish their products are claimed as trademarks. Where those designations appear in this book, and the publisher was aware of a trademark claim, the designations have been printed in initial caps or all caps.

Microsoft® and Windows® are registered trademarks of the Microsoft Corporation in the U.S.A. and other countries. Screen shots and icons reprinted with permission from the Microsoft Corporation. This book is not sponsored or endorsed by or affiliated with the Microsoft Corporation.

The programs and applications presented in this book have been included for their instructional value. They have been tested with care, but are not guaranteed for any particular purpose. The publisher does not offer any warranties or representations, nor does it accept any liabilities with respect to the programs or applications.

Library of Congress Cataloging-in-Publication Data

Shneiderman, Ben.

Designing the user interface / Ben Shneiderman, Catherine Plaisant; contributors, Maxine Cohen, Steven Jacobs. — 5th ed.

p. cm.

Includes bibliographical references and index.
ISBN 0-321-53735-1 (alk. paper)

1. Human-computer interaction. 2. User interfaces (Computer systems) I. Plaisant, Catherine. II. Title.
QA76.9.H85S54 2009
005.4'37—dc22

2009003477


Copyright © 2010, 2005, 1998 Pearson Higher Education. All rights reserved. Manufactured in the United States of America. This publication is protected by Copyright and permissions should be obtained from the publisher prior to any prohibited reproduction, storage in a retrieval system, or transmission in any form or by any means, electronic, mechanical, photocopying, recording, or likewise. To obtain permission(s) to use materials from this work, please submit a written request to Pearson Higher Education, Rights and Contracts Department, 501 Boylston Street, Suite 900, Boston, MA 02116, fax (617) 671-3447, or online at <http://www.pearsoned.com/legal/permissions.htm>.

Addison Wesley
is an imprint of

PEARSON

ISBN-13: 978-0-321-53735-5
ISBN-10: 0-321-53735-1
10 9 8 7 6 5 4 3 2 1—CRK—13 12 11 10 09

*To Jenny and Peter;
Anna, Sara, and Thomas*



Preface

Designing the User Interface is written for students, researchers, designers, managers, and evaluators of interactive systems. It presents a broad survey of how to develop high-quality user interfaces for interactive systems. Readers with backgrounds in computer science, psychology, sociology, industrial engineering, information science/studies/systems, business, education, and communications should all find fresh and valuable material. Our goals are to encourage greater attention to usability issues and to promote further scientific study of human-computer interaction, including the rapidly emerging topic of social media participation.

Since the publication of the first four editions of this book in 1986, 1992, 1998, and 2005, HCI practitioners and researchers have grown more numerous and influential. The quality of interfaces has improved greatly, while the community of users and its diversity have grown dramatically. Researchers and designers could claim success, but today user expectations are higher, applications are more demanding, and platforms are more varied. In addition to desktop computers, designers now must accommodate web-based services and an increasingly diverse set of mobile devices. User interface designers are moving in new directions: some innovators provoke us with virtual and augmented realities, whereas others offer alluring scenarios for ubiquitous computing, embedded devices, and tangible user interfaces.

These innovations are important, but much work remains to be done to improve the experiences of novice and expert users who still struggle with too many frustrations. These problems must be resolved if we are to achieve the goal of universal usability, enabling all citizens in every country to enjoy the benefits of these new technologies. This book is meant to inspire students, guide designers, and provoke researchers to seek those solutions.

Keeping up with the innovations in human-computer interaction is a demanding task, and requests for an update begin arriving soon after the publication of each edition. The expansion of the field led the single author of the first three editions, Ben Shneiderman, to turn to Catherine Plaisant, a long-time valued research partner, for coauthoring help with the fourth and fifth editions. In addition, two contributing authors lent their able support to this fifth edition: Maxine S. Cohen and Steven M. Jacobs have long experience teaching with earlier editions of the book and provided fresh perspectives that improved the quality for all readers and instructors. In preparing for this edition, we harvested information from books and journals, scanned the World Wide Web,

attended conferences, and consulted with colleagues. Then we returned to our keyboards to write, producing first drafts that served as a starting point to generate feedback from colleagues, HCI practitioners, and students. The work that went into the final product was intense, but satisfying. We hope you, the readers, will put these ideas to good use and produce more innovations for us to report in future editions.

New in the Fifth Edition

Readers will see the dynamism of human-computer interaction reflected in the substantial changes to this fifth edition. The good news is that most universities now offer courses in this area, and some require it in computer science, information schools (iSchools), or other disciplines. Courses and degree programs in human-computer interaction, human-centered computing, interaction design, etc. are a growing worldwide phenomenon at every educational level. Although many usability practitioners *must still fight* to be heard, corporate and government commitments to usability engineering grow stronger daily. The business case for usability has been made repeatedly, and dedicated web sites describe scores of studies demonstrating strong return on investment for usability efforts.

Comments from instructors who used the previous editions were influential in our revisions. The main change was to dramatically expand our coverage of social media participation and user-generated content, especially from mobile devices. We deleted the chapter on software tools, as these change so rapidly and deserve more attention than we could give them in a single chapter. Every remaining chapter has been updated with fresh ideas, examples, figures, and references. At the same time, some topics have become less relevant; they, together with older references, have been removed.

The opening chapter addresses the growing issue of ensuring universal usability for increasingly diverse users of interactive systems. The second chapter presents design guidelines, principles, and theories that have been substantially updated to reflect new ways of thinking. Part 2 covers refinements to development methodologies and evaluation techniques. Part 3 explores progress in direct manipulation and its extensions such as virtual and augmented reality, as well as changes to menus, form fill-in, and command languages brought about by the new platforms (especially mobile devices). Since collaboration and social media participation have become so central, the final chapter in this part of the book has been heavily expanded and updated. Part 4 emphasizes Quality of Service and a series of important design issues. Chapter 12 has been thoroughly revised to reflect the vitality of user documentation and

online help in serving the goal of universal usability. Finally, information search and visualization now have their own chapters, since we believe that these topics have grown dramatically in importance.

We strive to give balanced presentations on controversial topics such as 3D, speech, and natural-language interfaces. Philosophical controversies such as the degree of human control and the role of animated characters are treated carefully to present fairly the viewpoints that differ from our own. We gave colleagues a chance to comment on these sections and made a special effort to provide a balanced presentation while making our own opinions clear, especially in the Afterword. Readers will have to judge for themselves whether we succeeded.

Instructors wanted guidelines and summary tables; these elements are shown in boxes throughout the book. The Practitioner Summaries and Researcher Agendas remain popular; they have been updated. The references have been expanded and freshened with many new sources, with classic papers still included. We worked hard to select references that were widely available and often web-accessible. Figures, especially those showing screen designs, age quickly, so many new user interfaces are shown. Printing in full color makes these figures valuable as a record of contemporary design styles.

Ways to Use This Book

We hope that practitioners and researchers who read this book will want to keep it on their shelves to consult when they are working on new topics or seeking pointers to the literature.

Instructors may choose to assign the full text in the order that we present it or to make selections from it. The opening chapter is a good starting point for most students, but instructors may take different paths depending on their disciplines. For example, instructors might emphasize the following chapters, listed by area:

- Computer science: 2, 5, 6, 7, 8, 9, 10, 13, 14
- Psychology and sociology: 2, 4, 5, 9, 10, 11, 12
- Industrial engineering: 2, 4, 5, 10, 11, 13, 14
- Library and information studies: 2, 4, 9, 11, 12, 13, 14
- Business and information systems: 3, 4, 5, 9, 10, 12, 13, 14
- Education technology: 2, 4, 9, 12, 13, 14
- Communication arts and media studies: 4, 5, 9, 11, 12
- Technical writing and graphic design: 3, 4, 5, 11, 12

Companion Website (www.aw.com/DTUI)

The presence of the World Wide Web has a profound effect on researchers, designers, educators, and students. We want to encourage intense use of the Web by members of all these groups, but the volatility of the Web is not in harmony with the permanence of printed books. Publishing numerous web site URLs in the book would have been risky, because changes are made daily. For these and other reasons, we have established a Companion Website to accompany this book. We hope that every reader will visit the site, and that you will not hesitate to send us ideas for improving it.

In addition to pointers to current web resources, a variety of supplemental materials for this text are available at the book's Companion Website. The following are accessible to all readers who register using the prepaid access card in the front of this book:

- Links to hundreds of human-computer interaction resources, examples, and research studies that enhance and expand on the material in each chapter
- Chapter/section summaries
- Self-test questions and discussion questions for each chapter
- Homework assignments and projects

PowerPoint lecture slides are also available from Addison-Wesley's Instructor Resource Center (<http://www.pearsonhighered.com/irc/>). For information about accessing these instructor's supplements, visit the Instructor Resource Center or send an e-mail to computing@aw.com.

Acknowledgments

Writing is a lonely process; revising is a social one. We are grateful to the many colleagues and students who have made suggestions for improvements to prior editions. We particularly appreciate the strong contributions from Maxine S. Cohen to Chapters 4, 5, 9, and 12 and Steven M. Jacobs to Chapters 3, 7, 10, and 11, as well as their help throughout the book. Their experiences both in industry and in teaching with the earlier editions of the book over the course of many years added valuable perspectives to this fifth edition. After one two-day kickoff meeting, we collaborated smoothly by using e-mail, LiveSync for draft documents, and Skype for hour-long phone calls every one to three weeks. Cooperative personalities, hard work, and appropriate tools made this massive project possible even with tight time constraints. We look forward to a continuing partnership on the Companion Website and future editions.

Our close daily collaborators at the University of Maryland have a profound influence on our work: many thanks to Ben Bederson, Allison Druin, François Guimbretière, Kent Norman, Doug Oard, Jennifer Preece, Anne Rose, and Vibha Sazawal. We also appreciate the undergraduate and graduate students who provide encouraging feedback and challenging questions, plus the motivation to keep updating this book.

Extensive comments from the review panel played a strong role in our revisions. These individuals made numerous constructive suggestions:

Harry Hochheiser, *Towson University*

Juan Pablo Hourcade, *University of Iowa*

Richard D. Manning, *Nova Southeastern University*

Chris North, *Virginia Tech*

Jeff Offutt, *George Mason University*

In addition, several colleagues responded to requests or commented generously on certain chapters or sections about which they were especially knowledgeable: thanks to Christopher Andrews, Patrick Baudisch, Justine Cassell, Nick Chen, David Doermann, Cody Dunne, Jean-Daniel Fekete, Dennis Galletta, Jennifer Golbeck, Art Graesser, Chang Hu, Bonnie John, Lewis Johnson, Matt Kirschenbaum, Kari Kraus, Alex Quinn, Kiki Schneider, Hyunyoung Song, Michael Twidale and Bo Xie.

Thanks also to Jonathan Feinberg, creator of the clever and free Wordle (<http://www.wordle.net/>), which we used to make the chapter opening graphics. These graphics are based on word frequencies in each chapter and are used per the terms of the Creative Commons Attribution 3.0 United States License.

The publisher's editorial and production staff were actively involved in this book from the start. We appreciate the contributions of Michael Hirsch, Jeffrey Holcomb, Stephanie Sellinger, Bethany Tidd, Linda Knowles, and Joyce Cosentino Wells. At Nesbitt Graphics, we thank Rose Kernan, Paul Fennessy, Risa Clow, and Jerilyn Bockorick. The copyeditor for the fourth and fifth editions, Rachel Head, taught us a lot about lucid and informative writing. We apologize if we have left out any other contributors. Finally, a further thanks goes to the students and professionals from around the world who have sent us comments and suggestions. Their provocative questions about our growing discipline and profession encourage us daily.

Ben Shneiderman (ben@cs.umd.edu)

Catherine Plaisant (plaisant@cs.umd.edu)

Brief Contents

Preface vii

PART 1 INTRODUCTION 1

- CHAPTER 1 Usability of Interactive Systems 3
CHAPTER 2 Guidelines, Principles, and Theories 55

PART 2 DEVELOPMENT PROCESSES 95

- CHAPTER 3 Managing Design Processes 97
CHAPTER 4 Evaluating Interface Designs 131

PART 3 INTERACTION STYLES 171

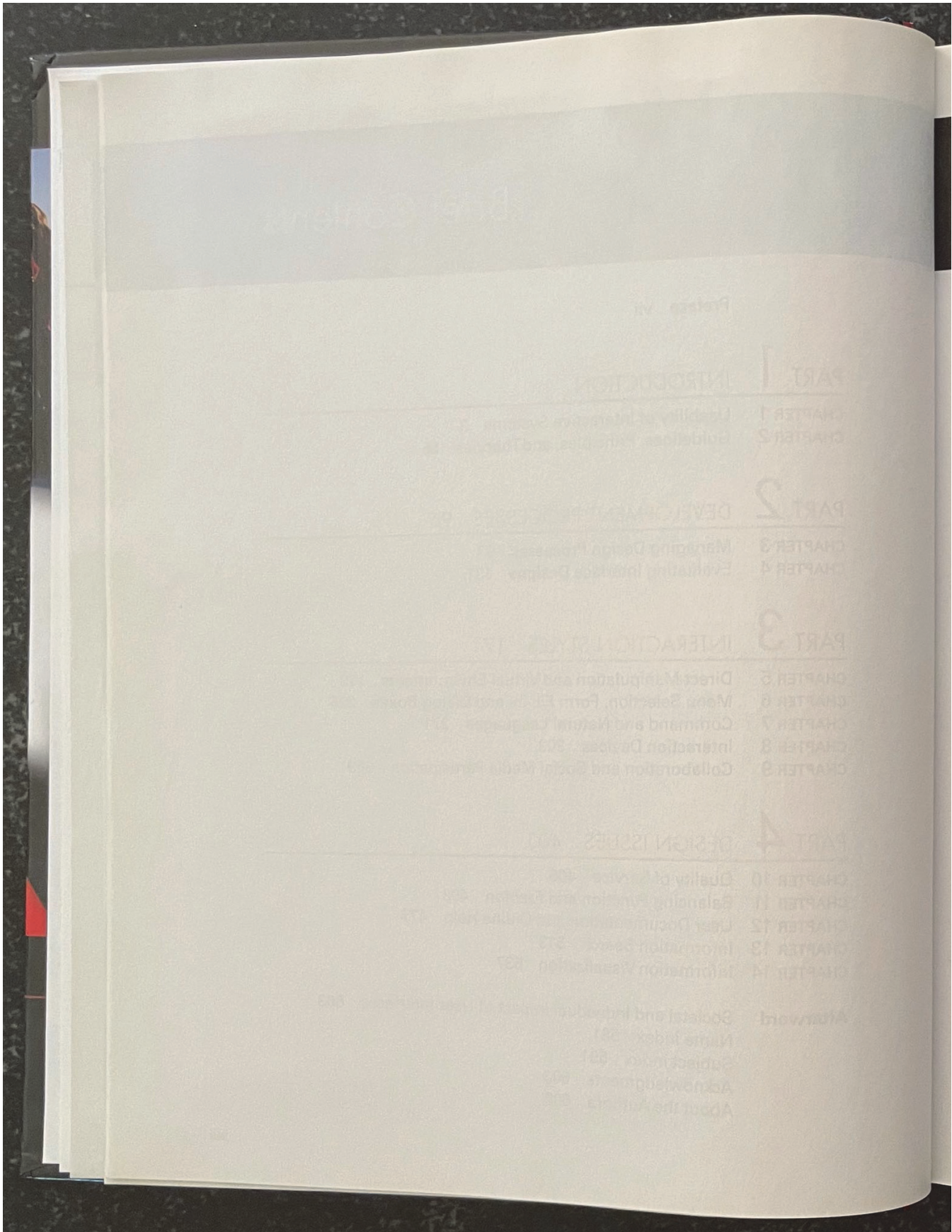
- CHAPTER 5 Direct Manipulation and Virtual Environments 173
CHAPTER 6 Menu Selection, Form Fill-in, and Dialog Boxes 225
CHAPTER 7 Command and Natural Languages 271
CHAPTER 8 Interaction Devices 303
CHAPTER 9 Collaboration and Social Media Participation 359

PART 4 DESIGN ISSUES 403

- CHAPTER 10 Quality of Service 405
CHAPTER 11 Balancing Function and Fashion 433
CHAPTER 12 User Documentation and Online Help 477
CHAPTER 13 Information Search 513
CHAPTER 14 Information Visualization 537

- Afterword** Societal and Individual Impact of User Interfaces 563
Name index 581
Subject index 591
Acknowledgments 603
About the Authors 606

xiii



Contents

Preface vii

PART 1 INTRODUCTION 1

CHAPTER 1 Usability of Interactive Systems 3

- 1.1 Introduction 4
- 1.2 Usability Goals and Measures 13
- 1.3 Usability Motivations 15
- 1.4 Universal Usability 22
- 1.5 Goals for Our Profession 37

CHAPTER 2 Guidelines, Principles, and Theories 55

- 2.1 Introduction 56
- 2.2 Guidelines 57
- 2.3 Principles 62
- 2.4 Theories 79

PART 2 DEVELOPMENT PROCESSES 95

CHAPTER 3 Managing Design Processes 97

- 3.1 Introduction 98
- 3.2 Organizational Design to Support Usability 99
- 3.3 The Four Pillars of Design 102
- 3.4 Development Methodologies 108
- 3.5 Ethnographic Observation 111
- 3.6 Participatory Design 114
- 3.7 Scenario Development 116
- 3.8 Social Impact Statement for Early Design Review 119
- 3.9 Legal Issues 122

CHAPTER 4 Evaluating Interface Designs 131

- 4.1 Introduction 132
- 4.2 Expert Reviews 134
- 4.3 Usability Testing and Laboratories 138
- 4.4 Survey Instruments 149

xv

- 4.5 Acceptance Tests 154
- 4.6 Evaluation During Active Use 156
- 4.7 Controlled Psychologically Oriented Experiments 162

PART 3 INTERACTION STYLES 171

CHAPTER 5 Direct Manipulation and Virtual Environments 173

- 5.1 Introduction 174
- 5.2 Examples of Direct Manipulation 175
- 5.3 Discussion of Direct Manipulation 193
- 5.4 3D Interfaces 200
- 5.5 Teleoperation 205
- 5.6 Virtual and Augmented Reality 209

CHAPTER 6 Menu Selection, Form Fill-in, and Dialog Boxes 225

- 6.1 Introduction 226
- 6.2 Task-Related Menu Organization 227
- 6.3 Single Menus 228
- 6.4 Combinations of Multiple Menus 236
- 6.5 Content Organization 244
- 6.6 Fast Movement through Menus 250
- 6.7 Data Entry with Menus: Form Fill-in, Dialog Boxes, and Alternatives 251
- 6.8 Audio Menus and Menus for Small Displays 259

CHAPTER 7 Command and Natural Languages 271

- 7.1 Introduction 272
- 7.2 Command-Organization Functionality, Strategies, and Structure 276
- 7.3 Naming and Abbreviations 281
- 7.4 Natural Language in Computing 286

CHAPTER 8 Interaction Devices 303

- 8.1 Introduction 304
- 8.2 Keyboards and Keypads 305
- 8.3 Pointing Devices 311
- 8.4 Speech and Auditory Interfaces 331
- 8.5 Displays—Small and Large 341

CHAPTER 9 Collaboration and Social Media Participation 359

- 9.1 Introduction 360
- 9.2 Goals of Collaboration and Participation 363
- 9.3 Asynchronous Distributed Interfaces: Different Place, Different Time 368

- 9.4 Synchronous Distributed Interfaces: Different Place, SameTime 383
- 9.5 Face-to-Face Interfaces: Same Place, SameTime 389

PART 4 DESIGN ISSUES 403

CHAPTER 10 Quality of Service 405

- 10.1 Introduction 406
- 10.2 Models of Response-Time Impacts 407
- 10.3 Expectations and Attitudes 416
- 10.4 User Productivity 420
- 10.5 Variability in ResponseTime 422
- 10.6 Frustrating Experiences 423

CHAPTER 11 Balancing Function and Fashion 433

- 11.1 Introduction 434
- 11.2 Error Messages 435
- 11.3 Nonanthropomorphic Design 440
- 11.4 Display Design 445
- 11.5 Web Page Design 451
- 11.6 Window Design 456
- 11.7 Color 465

CHAPTER 12 User Documentation and Online Help 477

- 12.1 Introduction 478
- 12.2 Online Versus Paper Documentation 480
- 12.3 Reading from Paper Versus from Displays 483
- 12.4 Shaping the Content of the Documentation 486
- 12.5 Accessing the Documentation 491
- 12.6 OnlineTutorials and Animated Demonstrations 499
- 12.7 Online Communities for User Assistance 504
- 12.8 The Development Process 506

CHAPTER 13 Information Search 513

- 13.1 Introduction 514
- 13.2 Searching inTextual Documents and Database Querying 517
- 13.3 Multimedia Document Searches 525
- 13.4 Advanced Filtering and Search Interfaces 527

CHAPTER 14 Information Visualization 537

- 14.1 Introduction 538
- 14.2 Data Type by Task Taxonomy 539
- 14.3 Challenges for Information Visualization 554

Afterword Societal and Individual Impact of User Interfaces 563

- A.1 Future Interfaces 564
- A.2 Ten Plagues of the Information Age 569
- A.3 Continuing Controversies 573

- Name index 581
- Subject index 591
- Acknowledgments 603
- About the Authors 606

PART 1

INTRODUCTION



zoomable mash-up of Google Maps and Microsoft's Virtual Earth™. Mash-ups are part of an ongoing shift towards a more interactive and participatory World Wide Web aimed at enhancing creativity, collaboration, and functionality. The Web offers an ever-increasing selection of user-generated content and services.

Mash-ups are often created using Ajax, a group of interrelated web-development techniques used for creating interactive web applications or rich Internet applications. With Ajax, web applications can retrieve data from the server asynchronously in the background without interfering with the display and behavior of the existing page.

The recent emergence of web mash-ups and open-source software is driving the development of new practices in software and systems development (Jones et al., 2007). In the area of user-generated content, designers can rapidly create web site applications by combining pre-existing software components. Current World Wide Web technologies such as these permit rapid user interface prototyping and application development, reduce the development risk, and reduce the time-to-market for new web sites.

11.6 Window Design

Computer users frequently have to consult documents, forms, e-mail messages, web pages, and more to complete their tasks. For example, a travel agent may jump from reviewing a client's e-mail request to viewing the proposed itinerary to reviewing calendars and flight schedules to choosing seat assignments and selecting hotels. Even with large desktop displays, there is a limit to how many documents can be displayed simultaneously. An increasing number of users are adopting large, multi-monitor displays, but without sufficient visual cues on such display workstations, they can miss details (Hoffman et al., 2008).

Designers have long struggled with strategies to offer users sufficient information and flexibility to accomplish their tasks while reducing window-housekeeping actions and minimizing distracting clutter. If users' tasks are well understood and regular, there is a good chance that an effective *multiple-window display* strategy can be developed. The travel agent, for example, might start a client-itinerary window, review flight segments in a schedule window, and drag selected flight segments to the itinerary window. Windows labeled "Calendar," "Seat Selection," "Food Preferences," and "Hotels" might appear as needed, with a charge-card information window appearing at the end to complete the transaction.

If window-housekeeping actions can be reduced, users can complete their tasks more rapidly, and probably with fewer mistakes. The visual nature of win-

dow use has led many designers to apply direct-manipulation strategies (Chapter 5) to window actions. To stretch, move, and scroll a window, users can point at appropriate icons on the window border and simply click on the mouse button and drag. Since the dynamics of windows have a strong effect on user perceptions, the animations for transitions (zooming boxes, repainting when a window is opened or closed, blinking outlines, or highlighting during dragging) must be designed carefully.

Window design evolved rapidly in the 1980s from influential designs at Xerox PARC to innovative syntheses by Apple for the Macintosh (Fig. 1.1) and finally Microsoft's modest refinements, which led to the highly successful Windows series (1.0, 2.0, 3.1, 95, 98, 2000, NT, ME, XP, and Vista; Fig. 1.2). Overlapping, draggable, resizable windows on a broad desktop have become the standard for most users. Advanced users who work on multiple tasks can switch among collections of windows called "workspaces" or "rooms"; each workspace holds several windows whose states are saved, allowing easy resumption of activity. Much progress has been made, but there is still an opportunity to reduce dramatically the housekeeping chores tied to individual windows and to provide task-related multiple-window coordination.

11.6.1 Coordinating multiple windows

Designers may break through to the next generation of window managers by developing *coordinated windows*: windows that appear, change contents, and close as a direct result of user actions in the task domain. For example, in a medical insurance claims-processing application, when the agent retrieves information about a client, such fields as the client's address, telephone number, and membership number should be automatically filled in on the display. Simultaneously, and with no additional commands, the client's medical history might appear in a second window, and the record of previous claims might appear in a third window. A fourth window might contain a form for the agent to complete to indicate payment or exceptions. Scrolling the medical-history window might produce a synchronized scroll of the previous-claims window to show related information. When the claim is completed, all window contents should be saved and all the windows should be closed with one action. Such sequences of actions can be established by designers or by users with end-user programming tools.

Similarly, for web browsing, job-hunting users should be able to select the five most interesting position-description links and open them all with a single click. Then, it should be possible to explore all of them synchronously to compare the job details (description, location, salary, etc.) using one scrolling action. When one position is selected, it should fill the screen, and the other four should close automatically.

Software Engineering / User Interface



Ben Shneiderman & Catherine Plaisant

written in collaboration with Maxine S. Cohen & Steven M. Jacobs

Designing the User Interface: Strategies for Effective Human-Computer Interaction provides a comprehensive introduction to the dynamic field of human-computer interaction (HCI). An expanded author team brings unparalleled industry and academic experience to this latest edition. Practical techniques, research-supported design guidelines, and a multitude of current examples and figures illustrate good design principles and practices, effectively guiding readers through their first HCI design projects.

The Fifth Edition addresses the profound changes engendered by user-generated content and social media participation, which increase the need for compelling user experiences. Topics covered include:

- Current HCI issues, with balanced emphasis on mobile devices, the Web, and desktop platforms
- Innovations in social media and social networking
- Strategies for enhancing quality of user-generated content
- Universal usability, sustainable design, and societal transformation
- Spam, privacy, security, and other contemporary challenges
- Internationalization issues and customization of consumer electronics
- Recent research results and innovative commercial products

The Companion Website (www.aw.com/DTUI) includes quizzes, links, discussion questions, additional practice opportunities, and resources for both students and professors.

Addison-Wesley
is an imprint of



Visit www.pearsonhighered.com/cs for more information about Addison-Wesley computing books. To order any of our products, contact our customer service department at (800) 824-7799 or (201) 767-5021 outside of the U.S., or visit your campus bookstore.

Addison-Wesley Computing
Leading Authors • Quality Products

