



US005734683A

United States Patent [19]

[11] Patent Number: **5,734,683**

Hulkko et al.

[45] Date of Patent: **Mar. 31, 1998**

[54] **DEMODULATION OF AN INTERMEDIATE FREQUENCY SIGNAL BY A SIGMA-DELTA CONVERTER**

[75] Inventors: **Jaakko A. Hulkko; Veijo L. H. Kontas**, both of Oulu, Finland; **Lauri T. Siren**, San Diego, Calif.

[73] Assignee: **Nokia Mobile Phones Limited**, Salo, Finland

[21] Appl. No.: **624,113**

[22] Filed: **Mar. 29, 1996**

Related U.S. Application Data

[63] Continuation of Ser. No. 303,613, Sep. 9, 1994, abandoned.

Foreign Application Priority Data

Sep. 10, 1993 [FI] Finland 933989

[51] Int. Cl.⁶ **H04B 14/06; H04L 27/22**

[52] U.S. Cl. **375/316; 375/247; 375/328; 375/329**

[58] Field of Search **375/240, 244, 375/247, 316, 328-329, 332; 341/143**

References Cited

U.S. PATENT DOCUMENTS

5,155,743	10/1992	Jacobs	375/247
5,179,380	1/1993	White	341/143
5,191,332	3/1993	Shieu	341/143
5,198,817	3/1993	Walden et al.	341/143
5,305,004	4/1994	Fattaruso	341/143

FOREIGN PATENT DOCUMENTS

0168 220 1/1986 European Pat. Off. .

0 186 151 A3	7/1986	European Pat. Off. .
0335 037	10/1989	European Pat. Off. .
0 461 720 A1	12/1991	European Pat. Off. .
0461 720	12/1991	European Pat. Off. .
0499 827	8/1992	European Pat. Off. .
2233 518	1/1991	United Kingdom .
WO 89/07368	8/1989	WIPO .
WO 91/10283	7/1991	WIPO .

OTHER PUBLICATIONS

IEE Journal of Solid-State Circuits., vol. 26, No. 12, Dec. 1991, New York US pp. 1951-1957, K. Lakshmikummar et al., 'A Baseband Codec For Digital Cellular Telephony'.

Signal Processing., vol. 22, No. 2, Feb. 1991, Amsterdam NL, pp. 139-151, H.J. Dressler, 'Interpolative Bandpass-A/D-Conversion'.

The Design of Sigma-Delta Modulation, Analog-To-Digital Converters, B. Boser et al., IEEE Journal of Solid-State Circuits, vol. 23, No. 6, Dec. 1988, pp. 1298-1308.

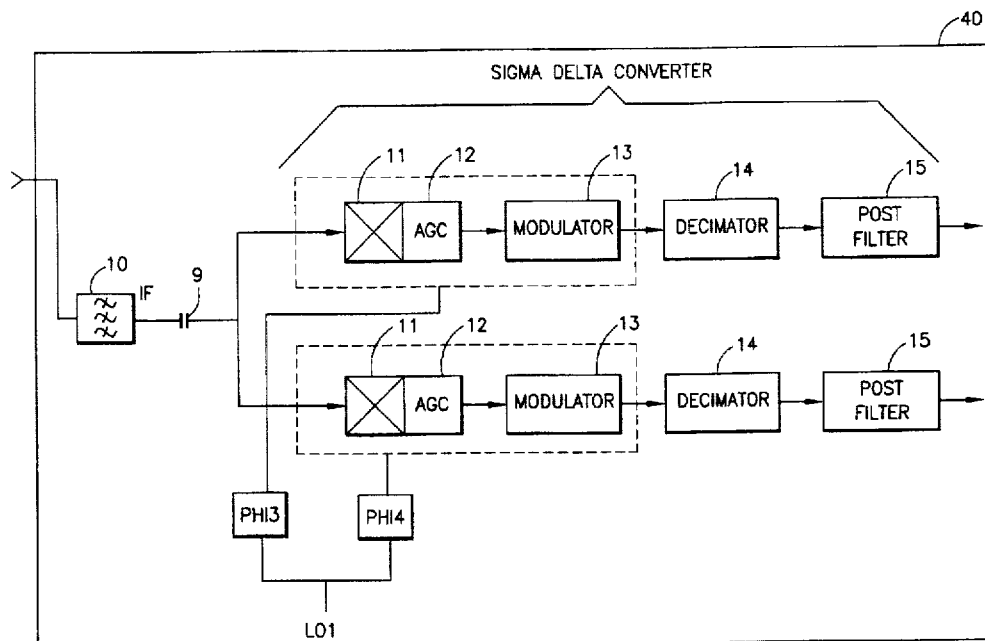
Digital Communication, E. Lee et al., Kluwer Academic Publishers, Boston, 1990, pp. 173-176.

Primary Examiner—Young T. Tse
Attorney, Agent, or Firm—Perman & Green, LLP

[57] ABSTRACT

A sigma-delta signal converter is implemented using switched capacitor switching elements in which a first switch (31) serves as a mixer (11). The output of the mixer is directed to the second input of an adder (16), and its second input is the feedback signal (f1) of the sigma-delta signal converter, which is also directed into a base-frequency output signal through a decimator (14) and low-pass filtering (15).

16 Claims, 3 Drawing Sheets



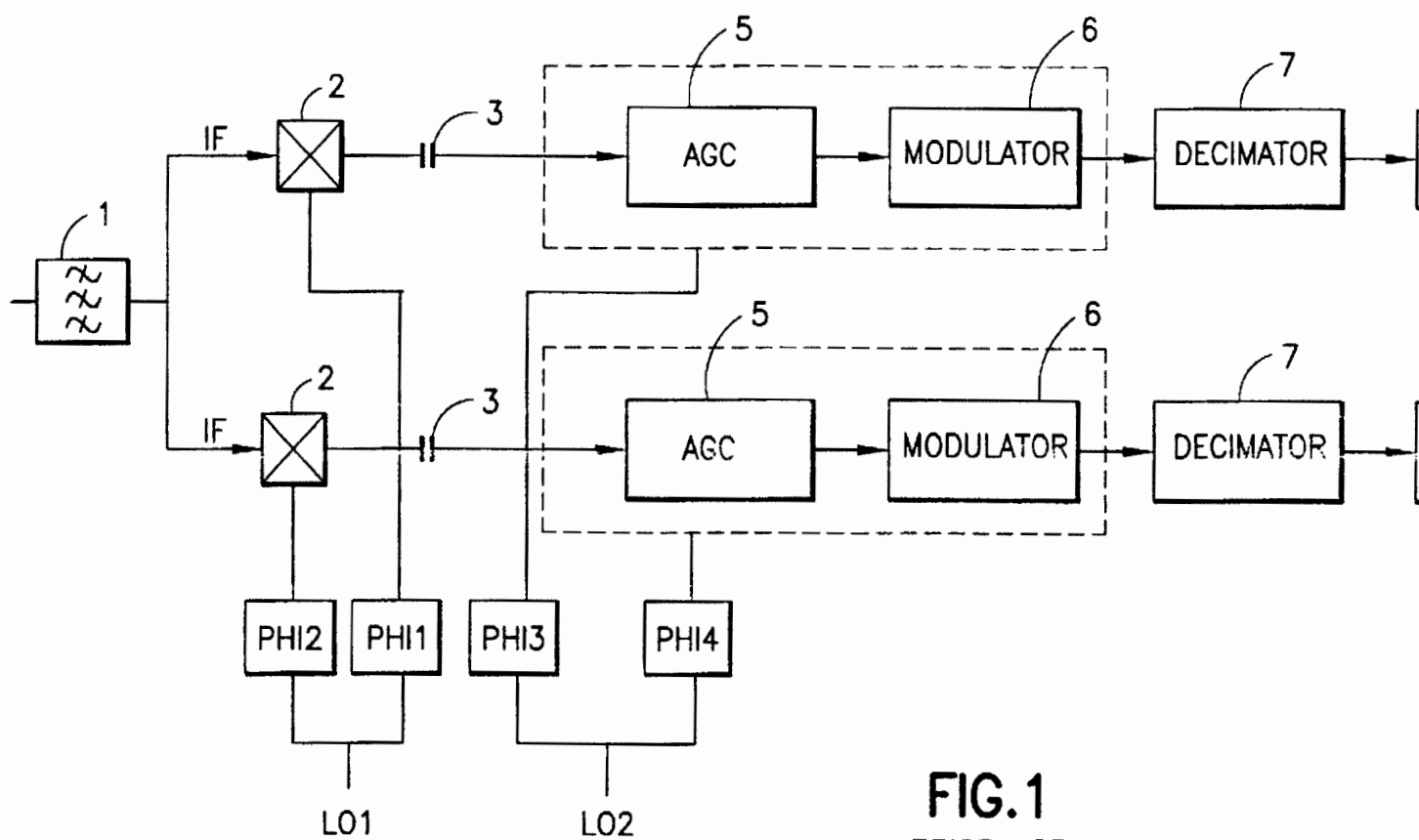


FIG. 1
PRIOR ART

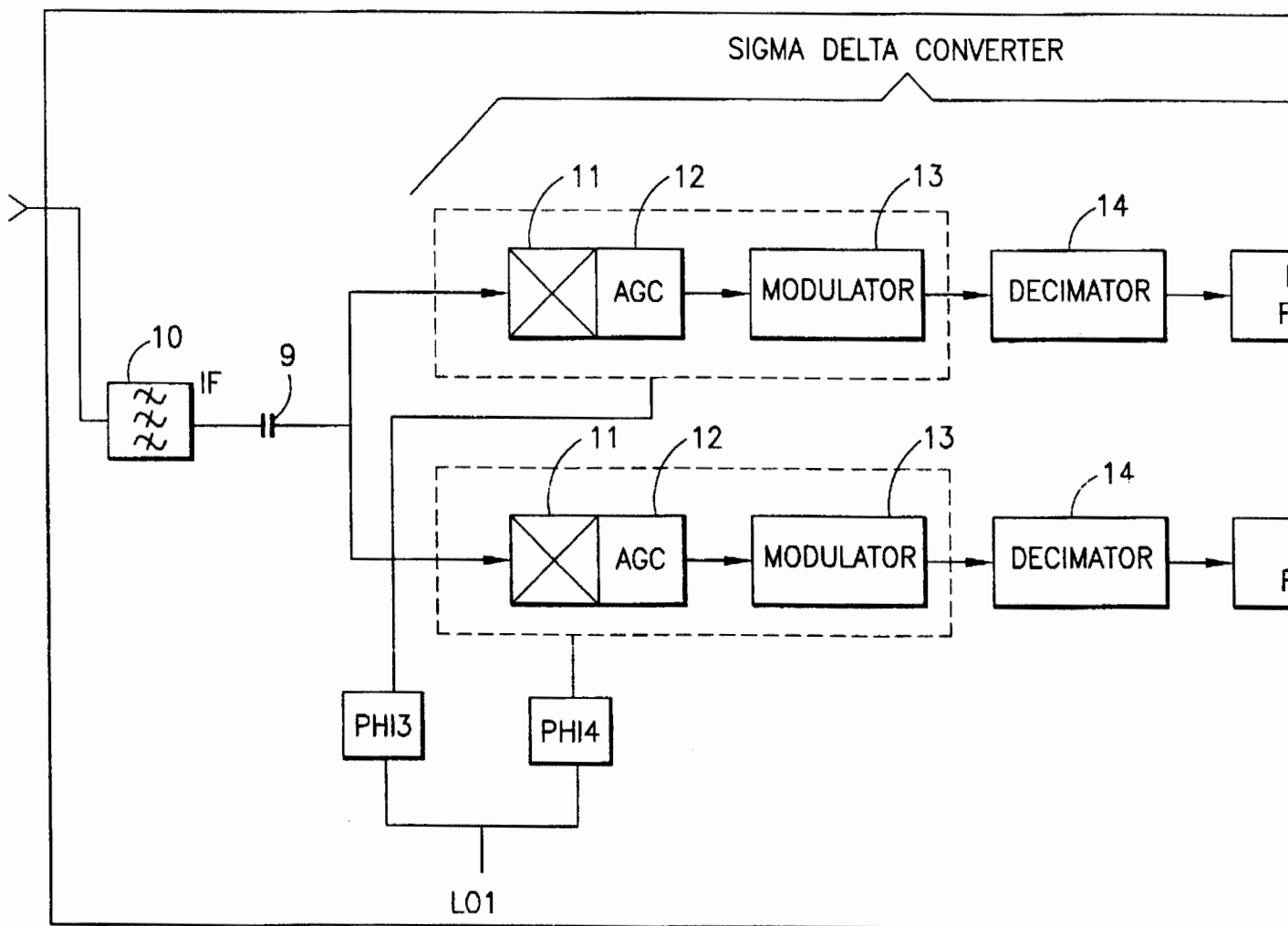


FIG. 2

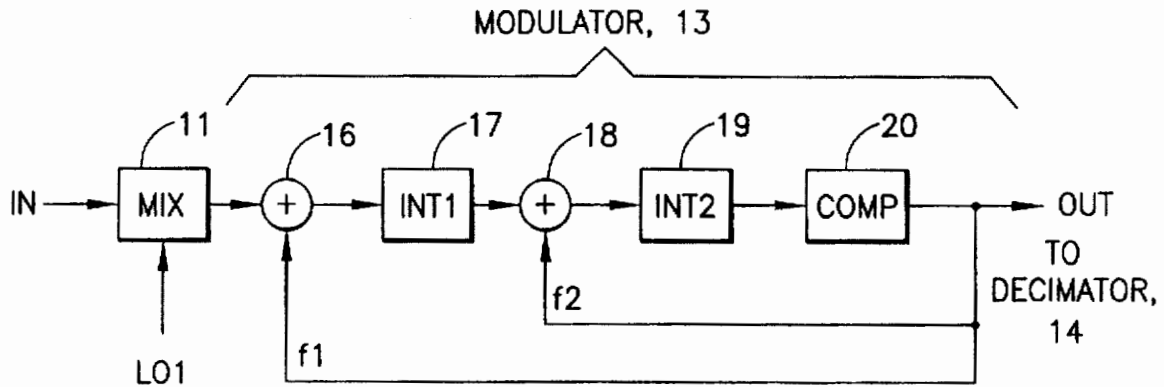


FIG.3

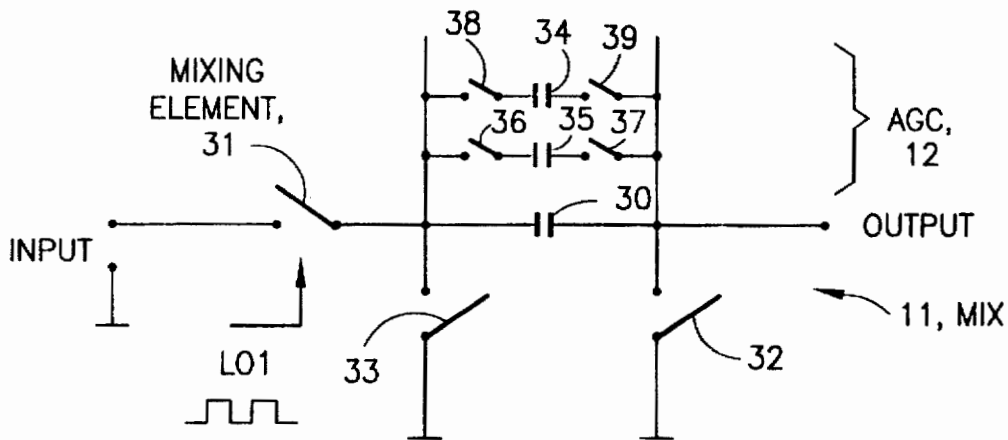


FIG.4

DEMODULATION OF AN INTERMEDIATE FREQUENCY SIGNAL BY A SIGMA-DELTA CONVERTER

This is a continuation of application Ser. No. 08/303,613 filed on Sep. 9, 1994, now abandoned.

BACKGROUND OF THE INVENTION

The invention relates to a receive arrangement for receiving a modulated carrier signal.

EP 0 461 720-A1 describes a known receive arrangement for receiving a modulated carrier signal, comprising a mixer/demodulator driven with a sinusoidal oscillator of carrier frequency f_c , at least one adder, a low-pass filter, a pulse shaper constituting a one-bit sigma-delta signal converter, all included in a closed signal loop, the pulse shaper being driven with sampling frequency f_s , and further comprising a digital decimation filter. In this type of receive arrangement the modulated carrier signal is demodulated in the closed signal loop by the mixer/demodulator, the output signal of which is converted after passing through the low-pass filter into a digital signal by the sigma-delta converter.

A typical prior art sigma-delta converter arrangement is described in greater detail with reference to FIG. 1 of the drawings.

An incoming intermediate frequency IF carrier signal is provided to each branch of the receive arrangement. In each branch the incoming signal is filtered through bandpass filter 1 and mixed to a baseband signal in a linear mixer 2 using a sinusoidal local oscillator signal LO1 at the IF frequency. A high time constant capacitor 3 is provided on each of the incoming signal branches to remove direct currents from the baseband signal. The gain of the circuit is controlled through Automatic Gain Controllers (AGC) 5 and the baseband signals are converted to digital signals in modulators 6. After modulation the signals pass through respective decimators 7 and post filters 8 to remove spurious signals created by the decimators. The specific details of the local oscillator frequency and phase shifts of the particular arrangement illustrated in FIG. 1 are as follows:

$$\text{PHI1}=+45^\circ$$

$$\text{PHI2}=-45^\circ$$

$$\text{PHI3}=\text{PHI4}=0^\circ$$

$$\text{LO1}=\text{IF}$$

$$\text{LO2}=\text{oversampling frequency}$$

The demodulation, i.e., the mixing of the intermediate frequency (bandpass-filtered) int-signal down to the base frequency is traditionally based on the use of a multiplier. Thus the modulated IF-signal is multiplied by the sinusoidal oscillator signal (LO1). In the synchronous demodulation the frequency and the phase of the oscillator are locked to the carrier wave with the aid of a phase-locked loop (PLL), for instance. The frequency spectrum of the mixed product consists of the desired base-frequency component and the component spectrums which are removed by low-pass filtering prior to entering the sigma-delta converter. Such a mixing process may be described by the following trigonometric equation:

$$\cos(a) * \cos(b) = \frac{1}{2} * \cos(a-b) + \frac{1}{2} * \cos(a+b) \quad (1)$$

Equation (1) holds only if both products are pure cosine signals.

If $\cos(a)$ now represents the modulated int-carrier wave then:

where ω_0 is the angle frequency of the carrier wave and PHI is a momentary phase modulation (QAM, MSK, QPSK, GMSK . . .).

Ideally the term $\cos(b)$ represents a clean, mixing oscillator frequency (LO):

$$b = n * \omega_1 * t \quad (n=1, 2, 3, \dots) \quad (3)$$

where $n * \omega_1$ is the angular frequency of the oscillator of the mixer.

In the ideal case the frequency and the phase of the oscillator are locked to the frequency and the phase of the carrier wave of the input signal (in). In these conditions $\omega_0 = n * \omega_1$, and the term $\frac{1}{2} * \cos(a-b)$ is reduced to $\frac{1}{2} * \cos(\text{PHI})$. This base-frequency phase difference signal conveys the data symbols. Term $\frac{1}{2} * \cos(a+b)$ represents the component of the frequency spectrum on frequency $2 * \omega_0$.

When prior art receive arrangements such as those described above are implemented by discrete components they require a very large area on the printed circuit board. In addition, as the signal entering the sigma-delta converter is a baseband signal the ac-coupled branches need very low high-pass corner frequencies with high time constants in order to accomplish dc blocking. This means that it is not efficient for the arrangement to be powered down as often as would be ideal, as powering up again is slow and as a result the circuit cannot be powered down for short periods, the circuit therefore, consumes a large amount of power.

SUMMARY OF THE INVENTION

In accordance with the present invention there is provided a receiver for receiving a modulated carrier signal comprising, a sigma-delta signal converter having at least one adder included in a feedback loop, characterised in that the arrangement comprises a time discrete sampling means for down converting the modulated carrier signal prior to the feedback loop.

By down converting the carrier frequency signal using a time discrete sampling means a number of advantages are provided. Firstly, an expensive sinusoidal oscillator is no longer required with space and cost benefits. Secondly, although use of time discrete sampling means, rather than a pure sinusoidal local oscillator for down converting the IF signal means that mixing occurs at the frequency of sampling and also at harmonics of the sampling frequency this perceived disadvantage can be used to the system's advantage enabling samples to be taken using a local oscillator sampling at a subharmonic frequency of the carrier signal. Thus can also give important power savings.

One way in which the invention can be implemented is by using the input stage of a sigma-delta signal Converter having switched capacitor switching elements to implement the time discrete sampling means that acts as a mixer. The sigma-delta converter with the desired switched capacitor switching elements provided at the input stage may be implemented as an ASIC. The output of this mixer can then be directed to the first input of an adder included in the closed feedback signal loop of the sigma-delta converter. This adder comprises, as the second input, the feedback signal of the sigma-delta signal converter, which is also directed through a decimator and low-pass filter to provide an output signal which is provided to the second input of the adder.

In circuits of embodiments of the invention the incoming modulated signal may be mixed into a base-band frequency signal or a frequency approaching the base-band frequency

Explore Litigation Insights

Docket Alarm provides insights to develop a more informed litigation strategy and the peace of mind of knowing you're on top of things.

Real-Time Litigation Alerts



Keep your litigation team up-to-date with **real-time alerts** and advanced team management tools built for the enterprise, all while greatly reducing PACER spend.

Our comprehensive service means we can handle Federal, State, and Administrative courts across the country.

Advanced Docket Research



With over 230 million records, Docket Alarm's cloud-native docket research platform finds what other services can't. Coverage includes Federal, State, plus PTAB, TTAB, ITC and NLRB decisions, all in one place.

Identify arguments that have been successful in the past with full text, pinpoint searching. Link to case law cited within any court document via Fastcase.

Analytics At Your Fingertips



Learn what happened the last time a particular judge, opposing counsel or company faced cases similar to yours.

Advanced out-of-the-box PTAB and TTAB analytics are always at your fingertips.

API

Docket Alarm offers a powerful API (application programming interface) to developers that want to integrate case filings into their apps.

LAW FIRMS

Build custom dashboards for your attorneys and clients with live data direct from the court.

Automate many repetitive legal tasks like conflict checks, document management, and marketing.

FINANCIAL INSTITUTIONS

Litigation and bankruptcy checks for companies and debtors.

E-DISCOVERY AND LEGAL VENDORS

Sync your system to PACER to automate legal marketing.