

Masks are still required in health care facilities, according to New York State. Visitors must show proof of full vaccination or a negative PCR test. For more general info, visit our [COVID-19 Hub](https://www.mountsinai.org/about/covid19) (<https://www.mountsinai.org/about/covid19>).

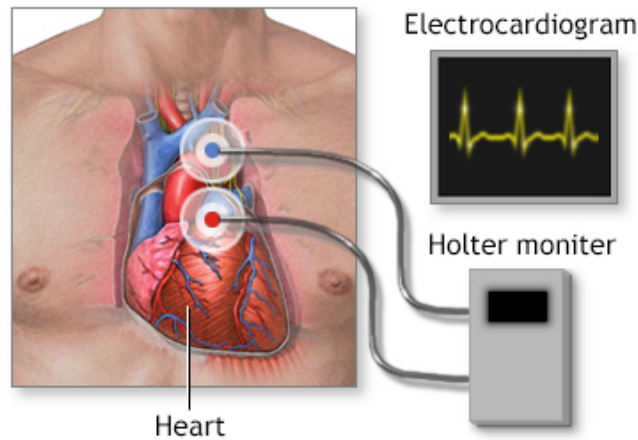
Holter monitor (24h)

Ambulatory electrocardiography; Electrocardiography - ambulatory; Atrial fibrillation - Holter; Flutter - Holter; Tachycardia - Holter; Abnormal heart rhythm - Holter; Arrythmia - Holter; Syncope - Holter; Arrhythmia - Holter

Share



A Holter monitor is a machine that continuously records the heart's rhythms. The monitor is worn for 24 to 48 hours during normal activity.



During a heart Holter monitor study, the patient wears a monitor that records electrical activity of their heart (similarly to the recording of an electrocardiogram). This usually occurs for 24 hours, while at the same time the patient also records a diary of their activity. Health care providers then analyze the recording, tabulate a report of the heart's activity, and correlate irregular heart activity with the entries of the patient's diary.



How the Test is Performed

Electrodes (small conducting patches) are stuck onto your chest. These are attached by wires to a small recording monitor. You carry the Holter monitor in a pocket or pouch worn around your neck or waist. The monitor runs on batteries. **Masks are still required in health care facilities, according to New York State. Visitors must show proof of full vaccination or a negative PCR test. For more general info, visit our COVID-19 Hub (<https://www.mountsinai.org/about/covid19>).**

x

While you wear the monitor, it records your heart's electrical activity.

- Keep a diary of what activities you do while wearing the monitor, and how you feel.
- After 24 to 48 hours, you will return the monitor to your health care provider's office.
- The provider will look at the records and see if there have been any abnormal heart rhythms.

It is very important that you accurately record your symptoms and activities so the provider can match them with your Holter monitor findings.

Electrodes must be firmly attached to the chest so the machine gets an accurate recording of the heart's activity.

While wearing the device, avoid:

- Electric blankets
- High-voltage areas
- Magnets
- Metal detectors

Continue your normal activities while wearing the monitor. You may be asked to exercise while being monitored if your symptoms have occurred in the past while you were exercising.

How to Prepare for the Test

You do not need to prepare for the test.

Your provider will start the monitor. You'll be told how to replace the electrodes if they fall off or get loose.

Tell your provider if you are allergic to any tape or other adhesives. Make sure you shower or bathe before you start the test. You will not be able to do so while you wearing a Holter monitor.

How the Test will Feel

Masks are still required in health care facilities, according to New York State. Visitors must show proof of full vaccination or a negative PCR test. For more general info, visit our COVID-19 Hub This is a painless test. However, some people may need to have their chest shaved so the electrodes can stick. (<https://www.mountsinai.org/about/covid19>).

You must keep the monitor close to your body. This may make it hard for you to sleep.

Occasionally there may be an uncomfortable skin reaction to the sticky electrodes. You should call the provider's office where it was placed to tell them about it.

Why the Test is Performed

Holter monitoring is used to determine how the heart responds to normal activity. The monitor may also be used:

- After a heart attack (</health-library/diseases-conditions/heart-attack>)
- To diagnose heart rhythm problems that may be causing symptoms such as palpitations (</health-library/symptoms/heart-palpitations>) or syncope (passing out/fainting (</health-library/symptoms/fainting>))
- When starting a new heart medicine

Heart rhythms which may be recorded include:

- Atrial fibrillation or flutter (</health-library/diseases-conditions/atrial-fibrillation-or-flutter>)
- Multifocal atrial tachycardia (</health-library/diseases-conditions/multifocal-atrial-tachycardia>)
- Paroxysmal supraventricular tachycardia (</health-library/diseases-conditions/paroxysmal-supraventricular-tachycardia-psvt>)
- Slow heart rate (bradycardia)
- Ventricular tachycardia (</health-library/diseases-conditions/ventricular-tachycardia>)

Normal Results

Normal variations in heart rate occur with activities. A normal result is no significant changes in heart rhythms or pattern.

Abnormal results may include various arrhythmias (/health-library/diseases-conditions/arrhythmias) such as those listed above. Some changes may mean that the heart is not getting enough oxygen. **Masks are still required in health care facilities, according to New York State. Visitors must show proof of full vaccination or a negative PCR test. For more general info, visit our COVID-19 Hub (<https://www.mountsinai.org/about/covid19>).**

Risks




Other than the uncommon skin reaction, there are no risks associated with the test. However, you should be sure not to let the monitor get wet.

References






Find a Doctor 

Request an Appointment 

At Mount Sinai

-  Cardiovascular Care (/care/heart)
-  Find a Heart Location (/care/heart/locations)
-  Meet Our Team (/care/heart/team)

Related Articles

-  Heart attack (/health-library/diseases-conditions/heart-attack)
-  Arrhythmias (/health-library/diseases-conditions/arrhythmias)
-  Chest pain (/health-library/symptoms/chest-pain)
-  Atrial fibrillation or flutter (/health-library/diseases-conditions/atrial-fibrillation-or-flutter)
-  Multifocal atrial tachycardia (/health-library/diseases-conditions/multifocal-atrial-tachycardia)

Paroxysmal supraventricular tachycardia (PSVT) (/health-library/diseases-conditions/paroxysmal-supraventricular-tachycardia) **Masking is still required in health care facilities according to New York State. Visitors must show proof of full vaccination or a negative PCR test. For more general info, visit our [COVID-19 Hub](#) (<https://www.mountsinai.org/about/covid19>).**

- Heart palpitations (/health-library/symptoms/heart-palpitations)
- Fainting (/health-library/symptoms/fainting)

Patient Information

- [MyMountSinai® App \(/about/mymountsinai\)](#)
- [Pay My Bill \(/about/pay-my-bill\)](#)
- [No Surprises Act \(/about/insurance/rights-protections\)](#)
- [International Services \(/care/international\)](#)
- [Mount Sinai Access \(/about/access\)](#)
- [Find a Doctor \(/find-a-doctor\)](#)
- [Patient Representatives Offices \(/about/contact\)](#)
- [Language and Accessibility \(/about/language-accessibility\)](#)
- [Health Library \(/health-library\)](#)
- [Clinical Trials \(/clinical-trials\)](#)
- [Newsroom \(/about/newsroom\)](#)

Research & Education

- [Icahn School of Medicine at Mount Sinai \(https://icahn.mssm.edu/\)](https://icahn.mssm.edu/)
- [Medical Education \(https://icahn.mssm.edu/education/medical\)](https://icahn.mssm.edu/education/medical)
- [Graduate Education \(https://icahn.mssm.edu/education/graduate\)](https://icahn.mssm.edu/education/graduate)
- [Research \(https://icahn.mssm.edu/research\)](https://icahn.mssm.edu/research)
- [Find Faculty \(https://icahn.mssm.edu/find-a-faculty\)](https://icahn.mssm.edu/find-a-faculty)
- [Phillips School of Nursing \(/locations/beth-israel/pson\)](/locations/beth-israel/pson)

For Health Professionals

- [Transfer a Patient \(/about/access/patient-transfer\)](/about/access/patient-transfer)
- [Mount Sinai Connect \(https://www.mountsinai.org/ms-connect\)](https://www.mountsinai.org/ms-connect)
- [Refer a Patient \(/about/access\)](/about/access)
- [Nursing \(/care/nursing-at-mount-sinai\)](/care/nursing-at-mount-sinai)
- [Hospital Sponsored Programs \(/about/hospital-sponsored-programs-office\)](/about/hospital-sponsored-programs-office)
- [Medical Staff Services \(/about/medical-staff\)](/about/medical-staff)

● Hospitals ○ Urgent Care/Walk-In

Find a location



Explore Litigation Insights

Docket Alarm provides insights to develop a more informed litigation strategy and the peace of mind of knowing you're on top of things.

Real-Time Litigation Alerts



Keep your litigation team up-to-date with **real-time alerts** and advanced team management tools built for the enterprise, all while greatly reducing PACER spend.

Our comprehensive service means we can handle Federal, State, and Administrative courts across the country.

Advanced Docket Research



With over 230 million records, Docket Alarm's cloud-native docket research platform finds what other services can't. Coverage includes Federal, State, plus PTAB, TTAB, ITC and NLRB decisions, all in one place.

Identify arguments that have been successful in the past with full text, pinpoint searching. Link to case law cited within any court document via Fastcase.

Analytics At Your Fingertips



Learn what happened the last time a particular judge, opposing counsel or company faced cases similar to yours.

Advanced out-of-the-box PTAB and TTAB analytics are always at your fingertips.

API

Docket Alarm offers a powerful API (application programming interface) to developers that want to integrate case filings into their apps.

LAW FIRMS

Build custom dashboards for your attorneys and clients with live data direct from the court.

Automate many repetitive legal tasks like conflict checks, document management, and marketing.

FINANCIAL INSTITUTIONS

Litigation and bankruptcy checks for companies and debtors.

E-DISCOVERY AND LEGAL VENDORS

Sync your system to PACER to automate legal marketing.