



US005713950A

United States Patent [19]

[11] Patent Number: **5,713,950**

Cox

[45] Date of Patent: **Feb. 3, 1998**

[54] METHOD OF REPLACING HEART VALVES USING FLEXIBLE TUBES

[76] Inventor: **James L. Cox**, 7 Dromara Rd., Ladue, Mo. 63124

[21] Appl. No.: **459,979**

[22] Filed: **Jun. 2, 1995**

Related U.S. Application Data

[62] Division of Ser. No. 146,938, Nov. 1, 1993, Pat. No. 5,480,424.

[51] Int. Cl.⁶ **A61F 2/24**

[52] U.S. Cl. **623/2; 623/1; 623/66; 623/900; 623/901; 435/238**

[58] Field of Search **623/1, 2, 66, 900, 623/901; 435/238**

[56] References Cited

U.S. PATENT DOCUMENTS

3,966,401	6/1976	Hancock et al.	623/2
4,108,161	8/1978	Samuels et al.	206/438 X
4,211,325	7/1980	Wright	206/438
4,470,157	9/1984	Love	623/2
4,512,471	4/1985	Kaster et al.	206/438
4,601,718	7/1986	Possis et al.	623/1
4,801,299	1/1989	Brendel et al.	623/1
4,838,288	6/1989	Wright et al.	134/110
4,960,424	10/1990	Grooters	623/2
5,031,762	7/1991	Heacox	206/210
5,163,955	11/1992	Love et al.	623/2
5,344,442	9/1994	Deac	623/2
5,460,962	10/1995	Kemp	435/238
5,500,015	3/1996	Deac	623/2

FOREIGN PATENT DOCUMENTS

0276975	6/1988	European Pat. Off.	623/2
0581233	2/1994	European Pat. Off.	623/2

OTHER PUBLICATIONS

Wheatley, D., "Valve Prostheses," pp. 415-422 in *Rob & Smith's Operative Surgery*, vol. 7 (Jamieson & Shunway, eds., Mosby-Butterworth, St. Louis, 1986).

Roe, B.B., "Extinct Cardiac Valve Prostheses," pp. 307-332 in *Replacement Cardiac Valves* (Bodnar and Frater, eds., Pergamon Press, New York, 1991).

Love, C.S. and Love, J.W., "The autogenous tissue heart valve: Current Status," *J. Cardiac Surgery* 6: 499-507.

Mickleborough, L.L., et al., "A simplified concept for a bileaflet atrioventricular valve that maintains annular-papillary muscle continuity," *J. Cardiac Surgery* 4: 58-68 (1989).

Bailey, C.P., et al., "Use of autologous tissues in mitral valve reconstruction," *Geriatrics* 25: 119-129 (1970).

David, T.E., et al., "Aortic valve replacement with stentless porcine aortic valve bioprosthesis," *J. Thoracic Cardiovasc. Surg.* 99: 113-118 (1990).

Primary Examiner—John G. Weiss

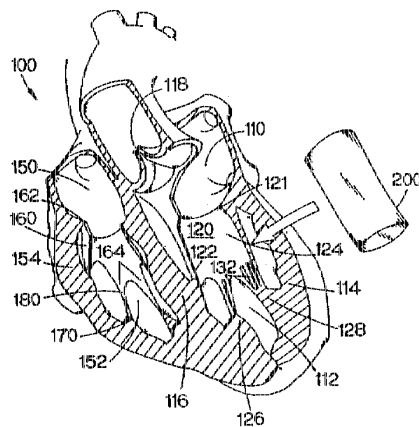
Assistant Examiner—Francis K. Cuddihy

Attorney, Agent, or Firm—Boyd D. Cox; Patrick D. Kelly

[57] ABSTRACT

This invention comprises a method of using tubular material to replace a heart valve during cardiac surgery. To create a replacement atrioventricular (mitral or tricuspid) valve, the tube inlet is sutured to a valve annulus from which the native leaflets have been removed, and the tube outlet is sutured to papillary muscles in the ventricle. To create a semilunar (aortic or pulmonary) valve, the tube inlet is sutured to an annulus from which the native cusps have been removed, and the tube is either "tacked" at three points distally inside the artery, or sutured longitudinally along three lines; this allows the flaps of tissue between the three fixation points at the valve outlet to function as movable cusps. These approaches generate flow patterns that closely duplicate the flow patterns of native valves. One preferred tubular material comprises submucosal tissue from a small intestine, from the same patient who is undergoing the cardiac operation; this eliminates the risk of immune rejection and the need to treat the tissue to reduce antigenicity. Intestinal tissue from human cadavers or animals such as genetically engineered hypoallergenic pigs can also be used, if properly treated, or a biocompatible synthetic tubular material can be used.

10 Claims, 4 Drawing Sheets



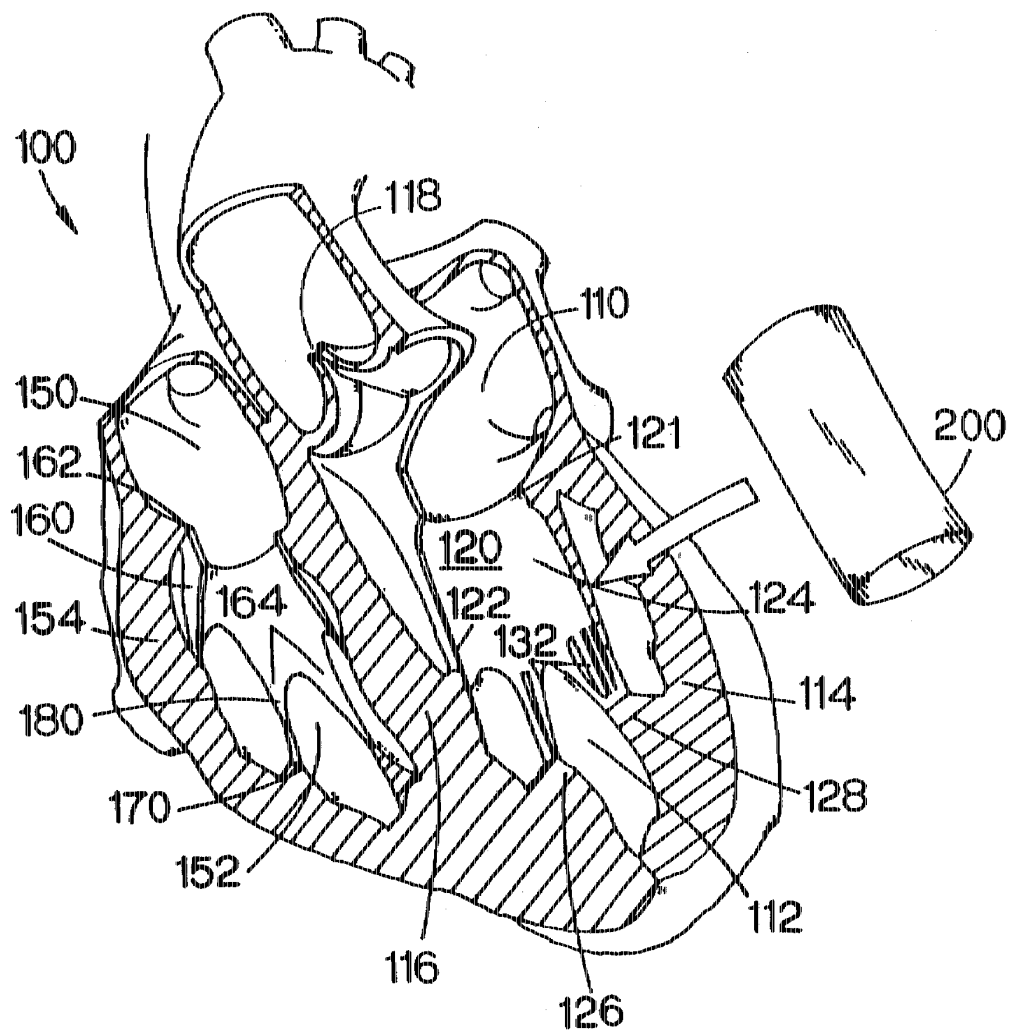


FIG.1.

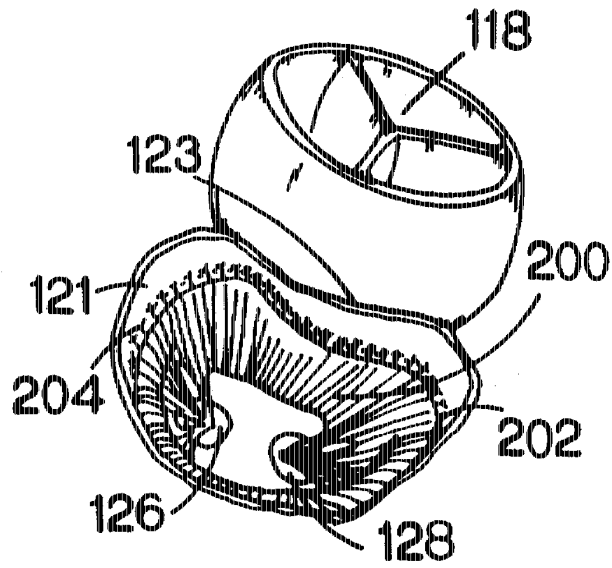


FIG. 2

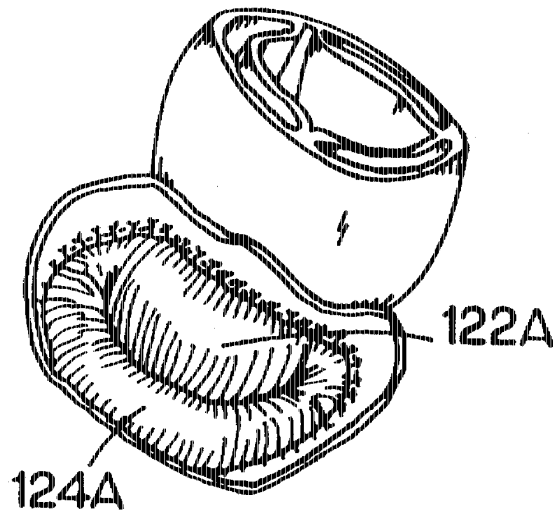


FIG. 3

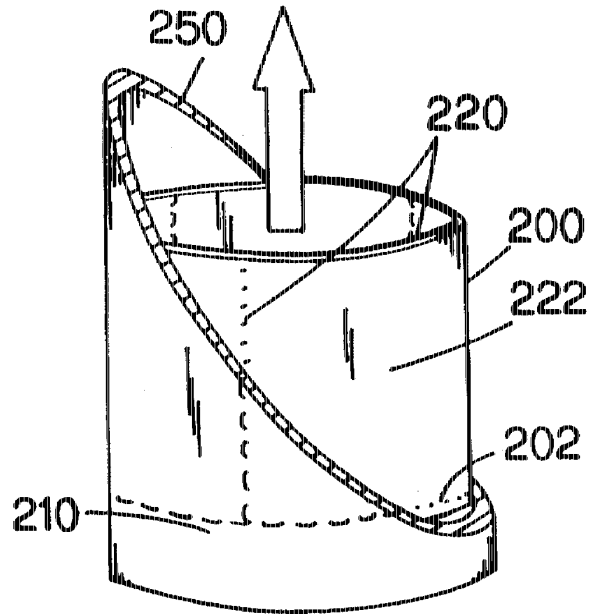


FIG. 4.

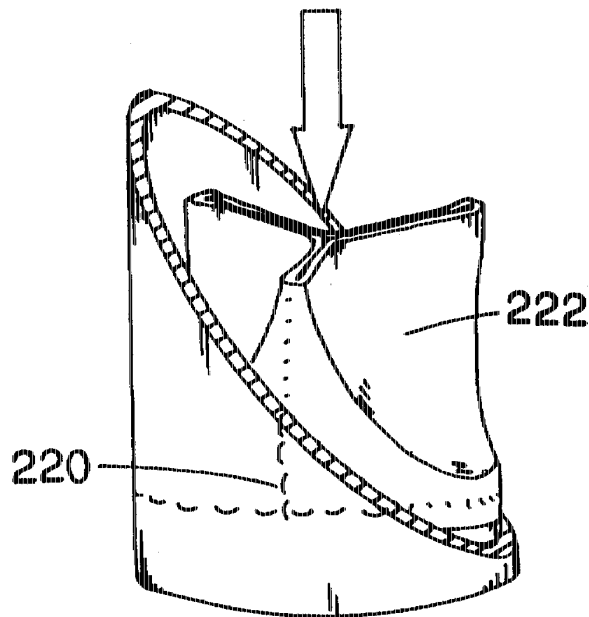


FIG. 5.

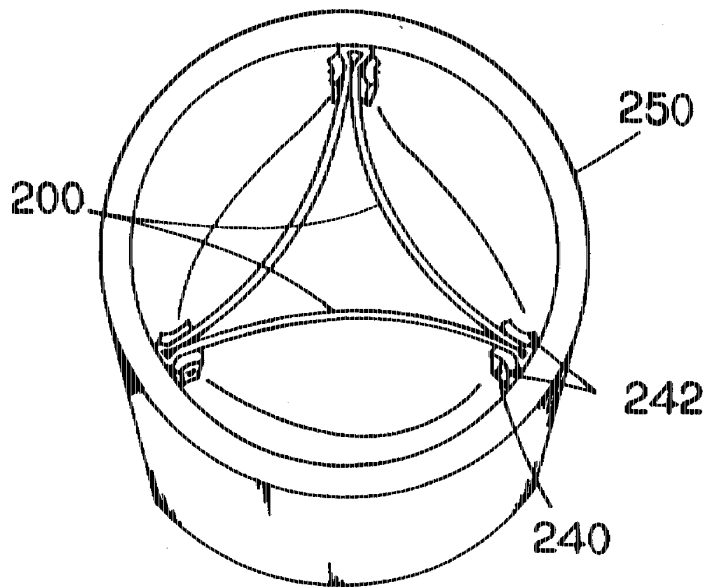


FIG. 6

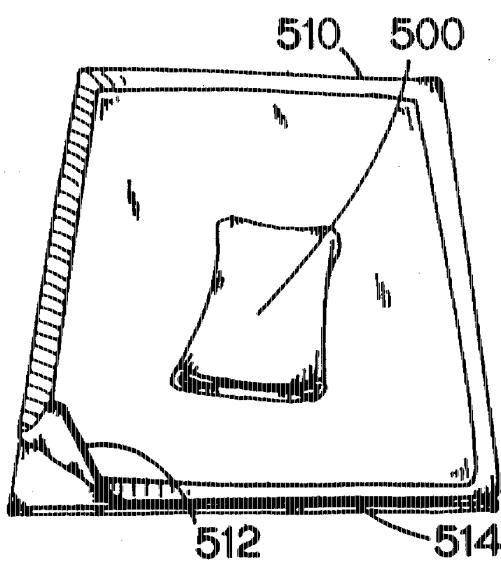


FIG. 7

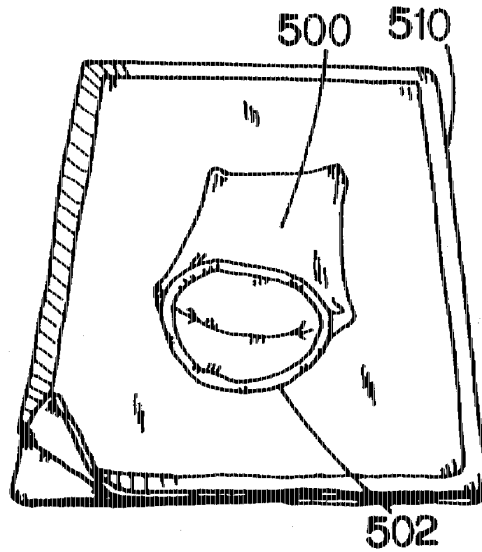


FIG. 8

Explore Litigation Insights

Docket Alarm provides insights to develop a more informed litigation strategy and the peace of mind of knowing you're on top of things.

Real-Time Litigation Alerts



Keep your litigation team up-to-date with **real-time alerts** and advanced team management tools built for the enterprise, all while greatly reducing PACER spend.

Our comprehensive service means we can handle Federal, State, and Administrative courts across the country.

Advanced Docket Research



With over 230 million records, Docket Alarm's cloud-native docket research platform finds what other services can't. Coverage includes Federal, State, plus PTAB, TTAB, ITC and NLRB decisions, all in one place.

Identify arguments that have been successful in the past with full text, pinpoint searching. Link to case law cited within any court document via Fastcase.

Analytics At Your Fingertips



Learn what happened the last time a particular judge, opposing counsel or company faced cases similar to yours.

Advanced out-of-the-box PTAB and TTAB analytics are always at your fingertips.

API

Docket Alarm offers a powerful API (application programming interface) to developers that want to integrate case filings into their apps.

LAW FIRMS

Build custom dashboards for your attorneys and clients with live data direct from the court.

Automate many repetitive legal tasks like conflict checks, document management, and marketing.

FINANCIAL INSTITUTIONS

Litigation and bankruptcy checks for companies and debtors.

E-DISCOVERY AND LEGAL VENDORS

Sync your system to PACER to automate legal marketing.