



US005957949A

United States Patent [19]
Leonhardt et al.

[11] **Patent Number:** **5,957,949**
[45] **Date of Patent:** **Sep. 28, 1999**

- [54] **PERCUTANEOUS PLACEMENT VALVE STENT**
- [75] Inventors: **Howard J. Leonhardt; Trevor Greenan**, both of Sunrise, Fla.
- [73] Assignee: **World Medical Manufacturing Corp.**, Sunrise, Fla.
- [21] Appl. No.: **08/848,892**
- [22] Filed: **May 1, 1997**
- [51] **Int. Cl.⁶** **A61M 29/00**
- [52] **U.S. Cl.** **606/194; 606/108; 606/195; 606/198; 623/1; 623/2; 623/12**
- [58] **Field of Search** **606/108, 194, 606/195, 198, 200; 623/1, 2, 12**
- [56] **References Cited**

U.S. PATENT DOCUMENTS

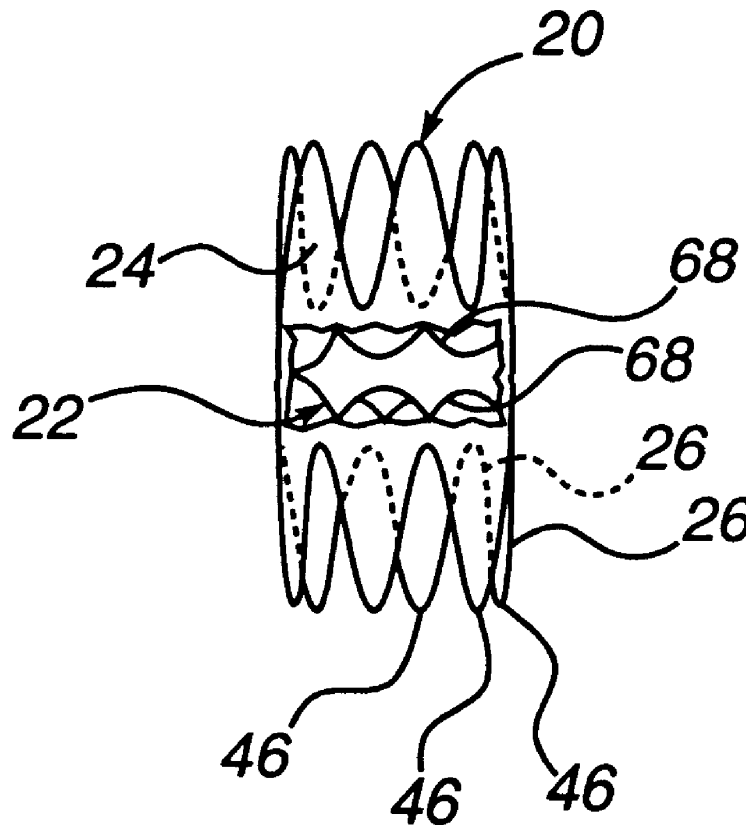
4,733,665	3/1988	Palmaz	606/108
5,163,953	11/1992	Vince	623/2
5,411,552	5/1995	Andersen et al.	623/2
5,591,195	1/1997	Taheri et al.	606/194
5,665,103	9/1997	Lafontaine et al.	606/194
5,667,523	9/1997	Bynon et al.	606/194

Primary Examiner—Michael Powell Buiz
Assistant Examiner—Daphna Shai
Attorney, Agent, or Firm—Paul F. Bawel

[57] **ABSTRACT**

An artificial valve stent for maintaining patent one way flow within a biological passage is disclosed. The artificial valve includes a tubular graft having radially compressible annular spring portions for biasing proximal and distal ends of the graft into conforming fixed engagement with the interior surface of a generally tubular passage. Also disclosed is a deployment catheter including an inner catheter having a nitinol core wire, a controllable tip balloon at its the distal end for dilation and occlusion of the passage, and a controllable graft balloon in the vicinity of and proximal to the tip balloon for fixedly seating the spring portions in conformance with the interior surface of the passage. A spool apparatus for adjusting or removing an improperly placed or functioning artificial valve, and a microembolic filter tube are usable with the deployment catheter. The artificial valve may be completely sealed to the living tissue by light activated biocompatible tissue adhesive between the outside of the tubular graft and the living tissue. A method of implanting the artificial valve is also disclosed.

17 Claims, 8 Drawing Sheets



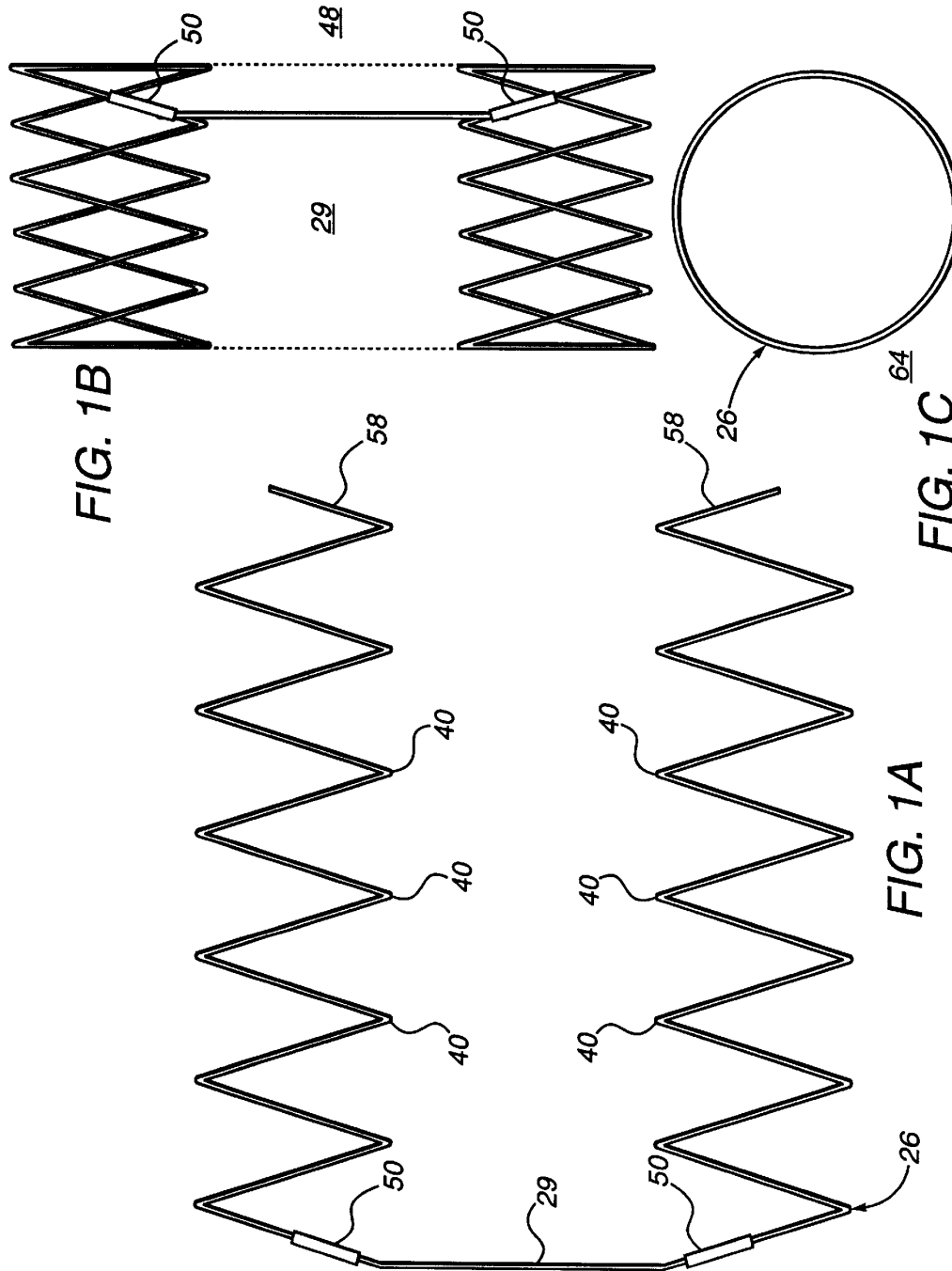


FIG. 1B

FIG. 1C

FIG. 1A

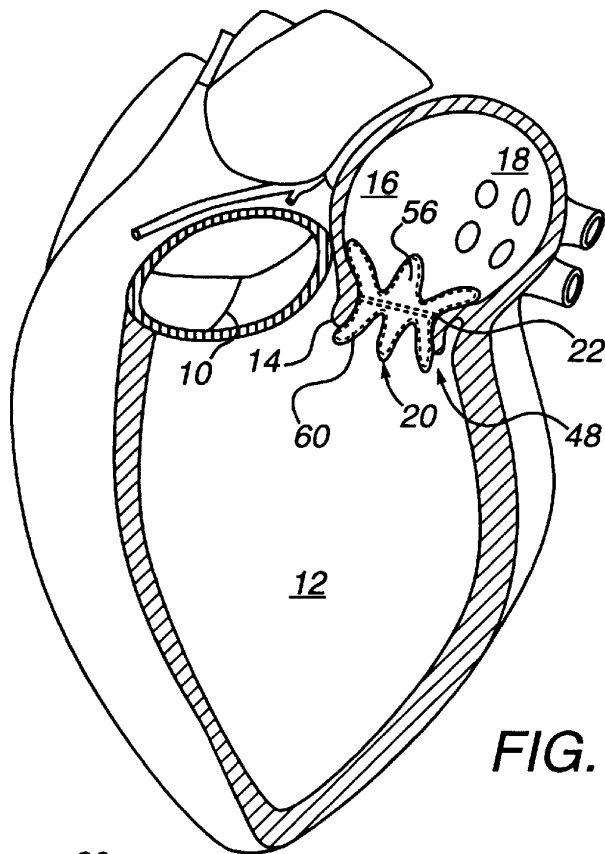


FIG. 2

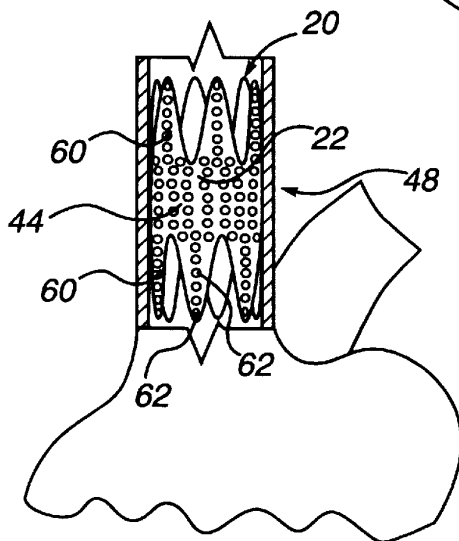


FIG. 3

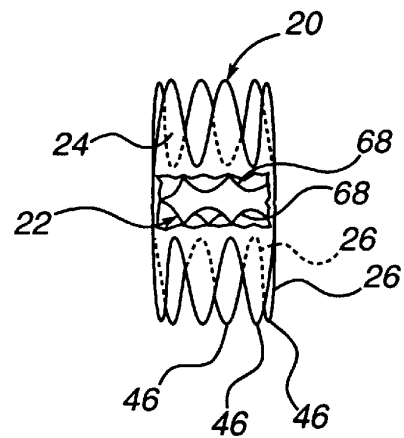


FIG. 4

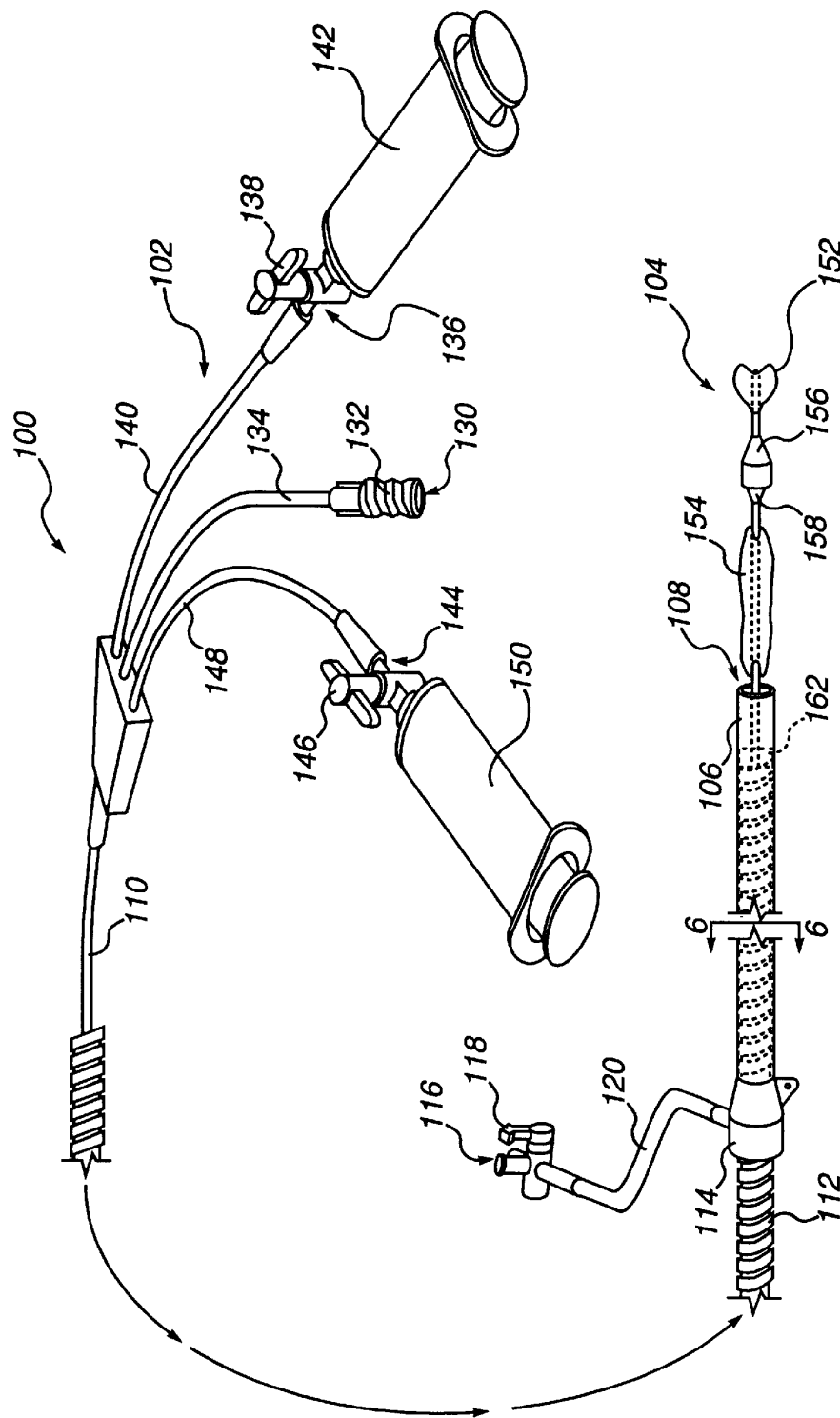


FIG. 5

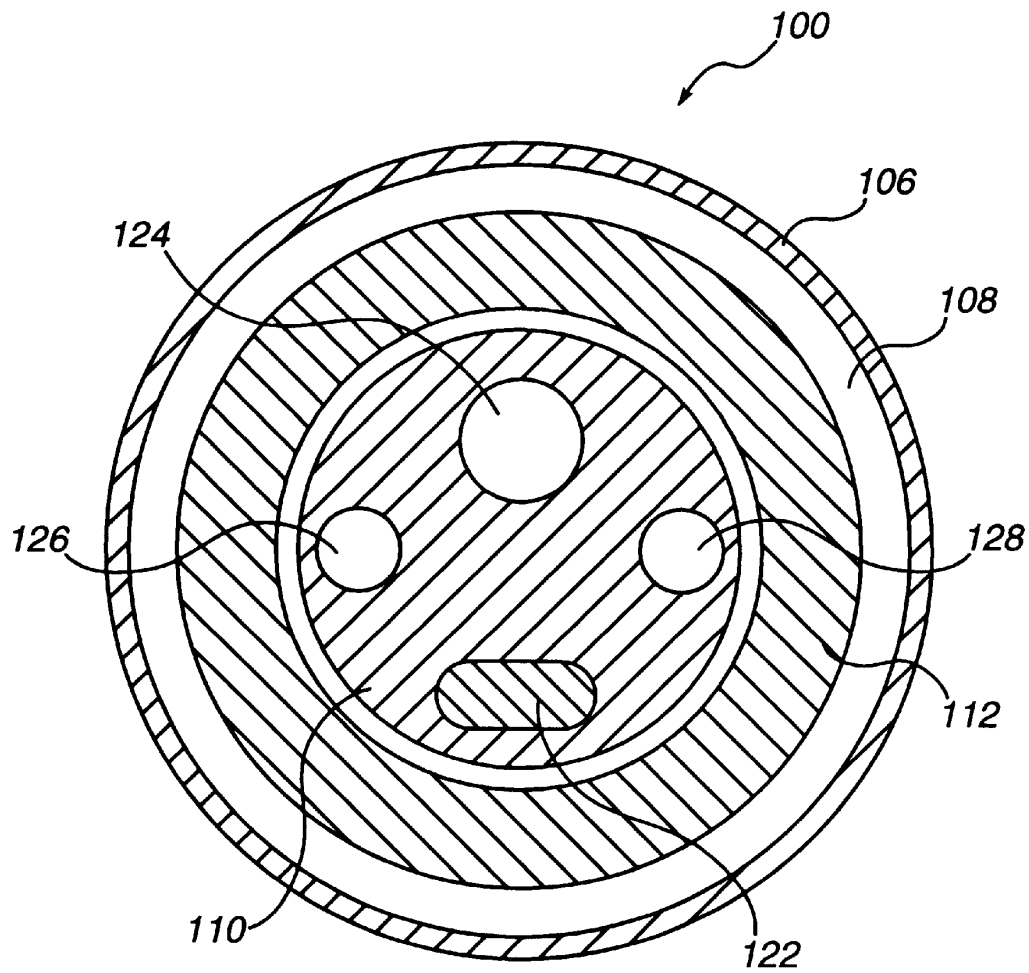


Fig. 6

Explore Litigation Insights

Docket Alarm provides insights to develop a more informed litigation strategy and the peace of mind of knowing you're on top of things.

Real-Time Litigation Alerts



Keep your litigation team up-to-date with **real-time alerts** and advanced team management tools built for the enterprise, all while greatly reducing PACER spend.

Our comprehensive service means we can handle Federal, State, and Administrative courts across the country.

Advanced Docket Research



With over 230 million records, Docket Alarm's cloud-native docket research platform finds what other services can't. Coverage includes Federal, State, plus PTAB, TTAB, ITC and NLRB decisions, all in one place.

Identify arguments that have been successful in the past with full text, pinpoint searching. Link to case law cited within any court document via Fastcase.

Analytics At Your Fingertips



Learn what happened the last time a particular judge, opposing counsel or company faced cases similar to yours.

Advanced out-of-the-box PTAB and TTAB analytics are always at your fingertips.

API

Docket Alarm offers a powerful API (application programming interface) to developers that want to integrate case filings into their apps.

LAW FIRMS

Build custom dashboards for your attorneys and clients with live data direct from the court.

Automate many repetitive legal tasks like conflict checks, document management, and marketing.

FINANCIAL INSTITUTIONS

Litigation and bankruptcy checks for companies and debtors.

E-DISCOVERY AND LEGAL VENDORS

Sync your system to PACER to automate legal marketing.