

Exhibit 7

*Corresponding author: Hossein Golnabi;
E-mail: golnabi@sharif.edu
Tel: (+98) 21 66164652
Fax: (+98) 21 66005118

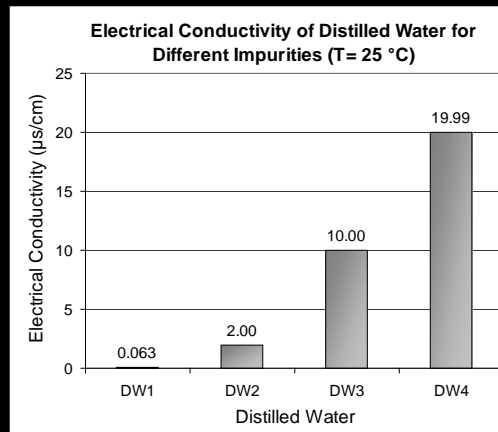
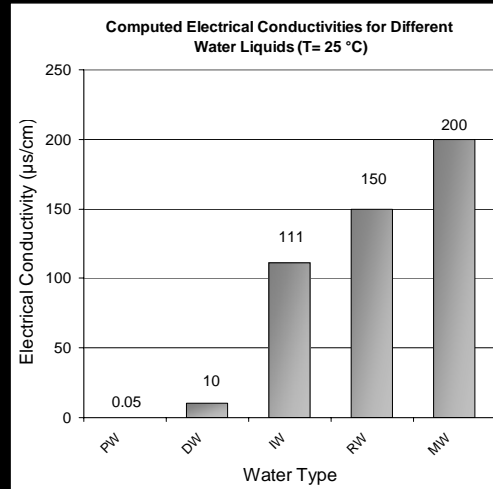
www.SID.ir

OWT0018617

OWT Ex. 2138

Tennant Company v. OWT

IPR2021-00625



municipal water resources(DW4). The values of the electrical conductivities are given for the room temperature of 25° C for all samples. As can be seen in Fig. 2, electrical conductivity shows increase by increasing the amount of the foreign impurity at the given temperature.

In Fig.3 variation of electrical conductivity of municipal water as a function of impurity is shown. Here typical concentration is increased from 100 ppm to 500 ppm for the municipal water samples. As can be seen in Fig. 3, electrical conductivity indicated by numbers 1, 2, 3, 4 and 5 for different samples. As shown in Fig.3, electrical conductivity shows an increase by increasing the amount of the foreign impurity. For example for the same room temperature of (25 °C), the electrical conductivity for 100 ppm is about 200 $\mu\text{S}/\text{cm}$ while it is increased to about 1000 $\mu\text{S}/\text{cm}$ for the impurity concentration of 500 ppm.

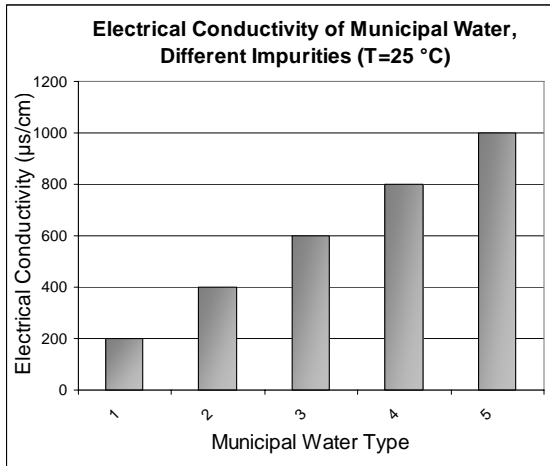


Fig. 3. Variation of electrical conductivity of municipal water as a function of impurity. Five samples indicated by numbers 1,2,3,4, and 5 show impurities of 100, 200, 300, 400, and 500 ppm, respectively.

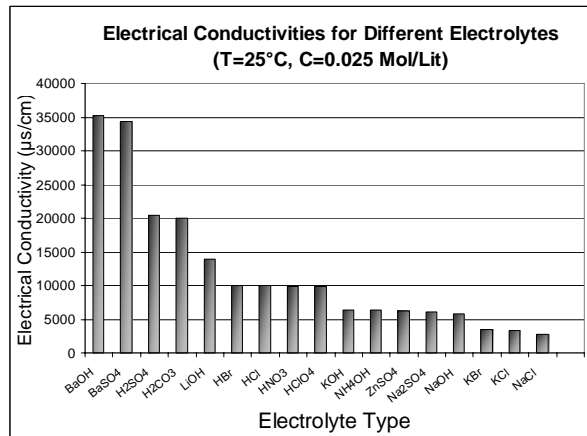


Fig. 4. Computed electrical conductivities for different electrolyte solutions.

In the second study electrical conductivity for seventeen different electrolyte solutions are computed and the results are discussed here. Results for the elec-

trical conductance at room temperature (25 °C, typical concentration of 0.025 Mol/Lit) are presented in Fig. 4. As can be seen the electrical conductivity ranging from a low value of 2807.57 $\mu\text{S}/\text{cm}$ (for NaCl) to the highest value of 35227.12 $\mu\text{S}/\text{cm}$ for the BaOH solution. All the values of the electrical conductivity are given for the room temperature and a molar concentration of 0.025 Mol/Lit.

Fig. 5 shows the variation of electrical conductivity of H_2SO_4 electrolyte as a function of molar concentration (Mol./Lit). In this study concentration is increased from 0.025 Mol/Lit to 1 Mol/Lit for the H_2SO_4 electrolyte sample. As can be seen in Fig. 5, electrical conductivity shows an increase by increasing the amount of the electrolyte concentration. For example for the same room temperature of (25 °C), the electrical conductivity for 0.025 Mol/Lit is about 20464.24 $\mu\text{S}/\text{cm}$, for 0.5 Mol/Lit is about 338747.68 $\mu\text{S}/\text{cm}$ while it is increased to about 602230.85 $\mu\text{S}/\text{cm}$ for the electrolyte concentration of 1 Mol/Lit.

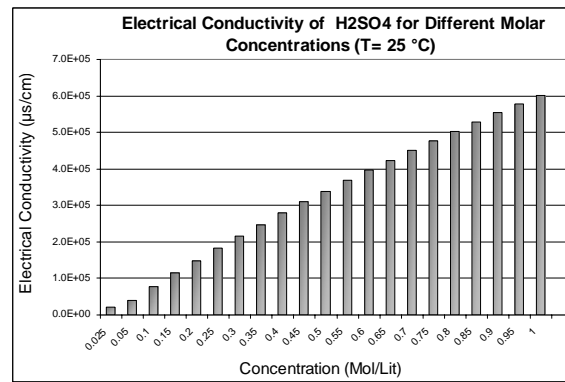


Fig. 5. Variation of electrical conductivity of H_2SO_4 as a function of molar concentration.

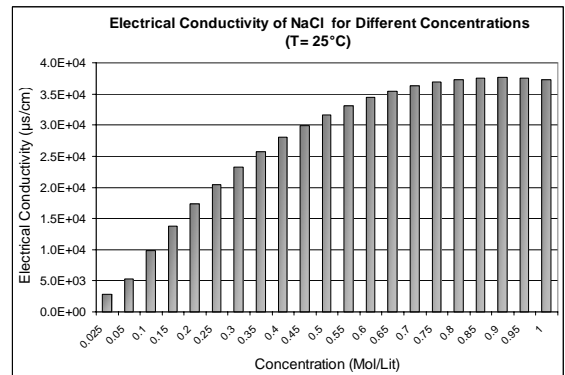


Fig. 6. Variation of electrical conductivity of NaCl as a function of molar concentration.

In Fig. 6 variation of electrical conductivity of NaCl electrolyte as a function of molar concentration (Mol./Lit) is presented. In this study concentration is increased from 0.025 Mol/Lit to 1 Mol/Lit for NaCl electrolyte. Similar to the previous case electrolyte concentration is varied and as can be seen in Fig. 6, electrical conductivity shows a notable increase by increasing the concentration of the electrolyte. For

Explore Litigation Insights

Docket Alarm provides insights to develop a more informed litigation strategy and the peace of mind of knowing you're on top of things.

Real-Time Litigation Alerts



Keep your litigation team up-to-date with **real-time alerts** and advanced team management tools built for the enterprise, all while greatly reducing PACER spend.

Our comprehensive service means we can handle Federal, State, and Administrative courts across the country.

Advanced Docket Research



With over 230 million records, Docket Alarm's cloud-native docket research platform finds what other services can't. Coverage includes Federal, State, plus PTAB, TTAB, ITC and NLRB decisions, all in one place.

Identify arguments that have been successful in the past with full text, pinpoint searching. Link to case law cited within any court document via Fastcase.

Analytics At Your Fingertips



Learn what happened the last time a particular judge, opposing counsel or company faced cases similar to yours.

Advanced out-of-the-box PTAB and TTAB analytics are always at your fingertips.

API

Docket Alarm offers a powerful API (application programming interface) to developers that want to integrate case filings into their apps.

LAW FIRMS

Build custom dashboards for your attorneys and clients with live data direct from the court.

Automate many repetitive legal tasks like conflict checks, document management, and marketing.

FINANCIAL INSTITUTIONS

Litigation and bankruptcy checks for companies and debtors.

E-DISCOVERY AND LEGAL VENDORS

Sync your system to PACER to automate legal marketing.