



Title	Characteristics and chromatographic separation of astaxanthin and its esters from the microalga haematococcus pluvialis
Advisor(s)	Chen, SF
Author(s)	Yuan, Jianping.; 袁建平
Citation	Yuan, J. [袁建平]. (1999). Characteristics and chromatographic separation of astaxanthin and its esters from the microalga haematococcus pluvialis. (Thesis). University of Hong Kong, Pokfulam, Hong Kong SAR. Retrieved from http://dx.doi.org/10.5353/th_b3123971
Issued Date	1999
URL	http://hdl.handle.net/10722/35452
Rights	The author retains all proprietary rights, (such as patent rights) and the right to use in future works.

**CHARACTERISTICS AND CHROMATOGRAPHIC
SEPARATION OF ASTAXANTHIN AND ITS ESTERS
FROM THE MICROALGA *Haematococcus pluvialis***

by


JIAN-PING YUAN

B. Sc. (Dalian College of Light Industry, P. R. China)

M. Sc. (South China University of Technology, P. R. China)

**A thesis submitted in partial fulfillment of the requirements
for the degree of Doctor of Philosophy
at The University of Hong Kong**

August 1999




DECLARATION

I declare that this thesis represents my own work, except where due acknowledgment is made, and that it has not been previously included in a thesis, dissertation or report submitted to this University or to any other institution for a degree, diploma or other qualification.

Signed J. P. Yuan

Jian-Ping Yuan



ACKNOWLEDGMENTS


I would like to express my deepest gratitude to my supervisor, Dr. Feng Chen for his moral encouragement, helpful guidance, thoughtful advice and intellectual stimulation. I have benefited a lot during my study under his supervision. I am also impressed by his efforts to supply me with necessary experimental instruments and conditions. I would like to thank him for the numerous revisions of my manuscripts and for the substantial investment in time spent on my behalf.

I wish to acknowledge that this research project was supported by the University of Hong Kong Committee on Research and Conference Grants and the Hong Kong Research Grants Council grants to Dr. Feng Chen, and that I was supported by a scholarship from the University of Hong Kong during my study.

I am grateful to Professor Si-Yuan Guo of South China University of Technology for his great help. I also acknowledge Professor Sammy Boussiba of Ben-Gurion University of the Negev, Israel for the supply of canthaxanthin standard and dry biomass samples of the alga *H. pluvialis*.

I wish to thank my colleagues in our laboratory, Miss Chui-Yee Yap, Prof. Lin Li, Prof. Jian-Jiang Zhong, Dr. Yi-Ming Zhang, Dr. Xian-Di Gong, Dr. Xian-Ming Shi, Dr. Xue-Wu Zhang, Dr. Xian-Zheng Li, Dr. Yue Jiang, Dr. Gui-Xing Ren, Dr. Rema Vazhappilly, Mr. Hui Chen, Miss Oi-Ha Lau, Miss Ping-Ping Lam, Miss Suk-Man Cheung, Mr. Zhi-You Wen, and Mr. Yin-Nin Ma for their helpful cooperation and discussion.

Finally, I have to express my thanks to my parents, my wife and my siblings for their understanding and support.



Abstract of thesis entitled

**CHARACTERISTICS AND CHROMATOGRAPHIC
SEPARATION OF ASTAXANTHIN AND ITS ESTERS
FROM THE MICROALGA *Haematococcus pluvialis***


submitted by
Jian-Ping Yuan

for the degree of Doctor of Philosophy
at The University of Hong Kong
August 1999

Reversed-phase high performance liquid chromatographic methods were developed for the separation, identification, and determination of astaxanthin esters and the isomers of astaxanthin in the unsaponified and saponified pigment extracts from the microalga *Haematococcus pluvialis*. HPLC was conducted on a Waters liquid chromatograph equipped with two 510 pumps and a 996 photodiode array detector set at 250–700 nm. Beckman Ultrasphere C₁₈ column and Waters Symmetry C₁₈ column were used to separate carotenoids and chlorophylls in pigments extracts. The mobile phase consisted of methanol, dichloromethane, acetonitrile, and water.

The hydrolysis of astaxanthin esters and the degradation of astaxanthin during saponification of the pigment extract were investigated. Different concentrations of NaOH in methanol were used for the saponification under nitrogen in darkness. The concentration of NaOH was important for promoting the hydrolysis of astaxanthin esters and minimizing the degradation of astaxanthin during saponification. A high temperature should be avoided to minimize the degradation of astaxanthin.

The purification method including extraction, saponification, and separation was established for preparing purified *trans*-astaxanthin from a high-yielding



Explore Litigation Insights

Docket Alarm provides insights to develop a more informed litigation strategy and the peace of mind of knowing you're on top of things.

Real-Time Litigation Alerts



Keep your litigation team up-to-date with **real-time alerts** and advanced team management tools built for the enterprise, all while greatly reducing PACER spend.

Our comprehensive service means we can handle Federal, State, and Administrative courts across the country.

Advanced Docket Research



With over 230 million records, Docket Alarm's cloud-native docket research platform finds what other services can't. Coverage includes Federal, State, plus PTAB, TTAB, ITC and NLRB decisions, all in one place.

Identify arguments that have been successful in the past with full text, pinpoint searching. Link to case law cited within any court document via Fastcase.

Analytics At Your Fingertips



Learn what happened the last time a particular judge, opposing counsel or company faced cases similar to yours.

Advanced out-of-the-box PTAB and TTAB analytics are always at your fingertips.

API

Docket Alarm offers a powerful API (application programming interface) to developers that want to integrate case filings into their apps.

LAW FIRMS

Build custom dashboards for your attorneys and clients with live data direct from the court.

Automate many repetitive legal tasks like conflict checks, document management, and marketing.

FINANCIAL INSTITUTIONS

Litigation and bankruptcy checks for companies and debtors.

E-DISCOVERY AND LEGAL VENDORS

Sync your system to PACER to automate legal marketing.