

[54] FLOOR MAT

[57] CLAIM

[75] Inventor: Robert Thundercloud, Chino, Calif.

The ornamental design for a floor mat, as shown and described.

[73] Assignee: Kraco Enterprises, Inc., Compton, Calif.

DESCRIPTION

[**] Term: 14 Years

FIG. 1 is a top plan view of a floor mat embodying my new design;

[21] Appl. No.: 216,991

FIG. 2 is a bottom plan view thereof;

[22] Filed: Jul. 11, 1988

FIG. 3 is a right side elevation view thereof shown on a slightly enlarged scale, the left side being substantially identical to the right side;

[52] U.S. Cl. D12/203

FIG. 4 is a lower end elevation view thereof;

[58] Field of Search D12/203; 296/1.1; 15/215, 217

FIG. 5 is an upper end elevation view thereof;

FIG. 6 is a longitudinal cross-sectional view thereof, taken along line 6—6 of FIG. 1, and shown on the same scale as FIG. 3;

[56] References Cited

U.S. PATENT DOCUMENTS

D. 288,799	2/1987	Peress	D12/203
3,488,081	1/1970	Nolen	15/215
3,526,016	9/1970	Stata	D12/203
3,577,581	7/1971	Stata	15/215
4,280,729	7/1981	Morawski	15/215

FIG. 7 is a transverse cross-sectional view thereof, taken along line 7—7 of FIG. 1;

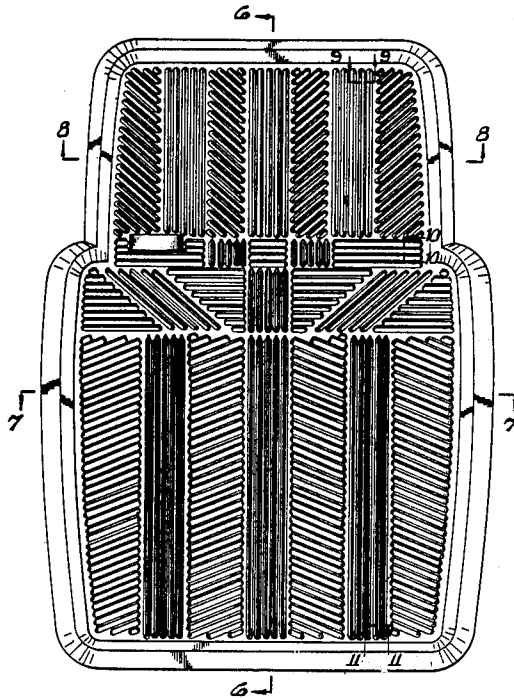
FIG. 8 is a transverse cross-sectional view thereof, taken along line 8—8 of FIG. 1;

FIG. 9 is an enlarged, fragmentary cross-sectional view taken along line 9—9 of FIG. 1;

FIG. 10 is an enlarged, fragmentary cross-sectional view taken along line 10—10 of FIG. 1; and

FIG. 11 is an enlarged, fragmentary cross-sectional view taken along line 11—11 of FIG. 1.

Primary Examiner—Susan J. Lucas
Assistant Examiner—Melody Brown



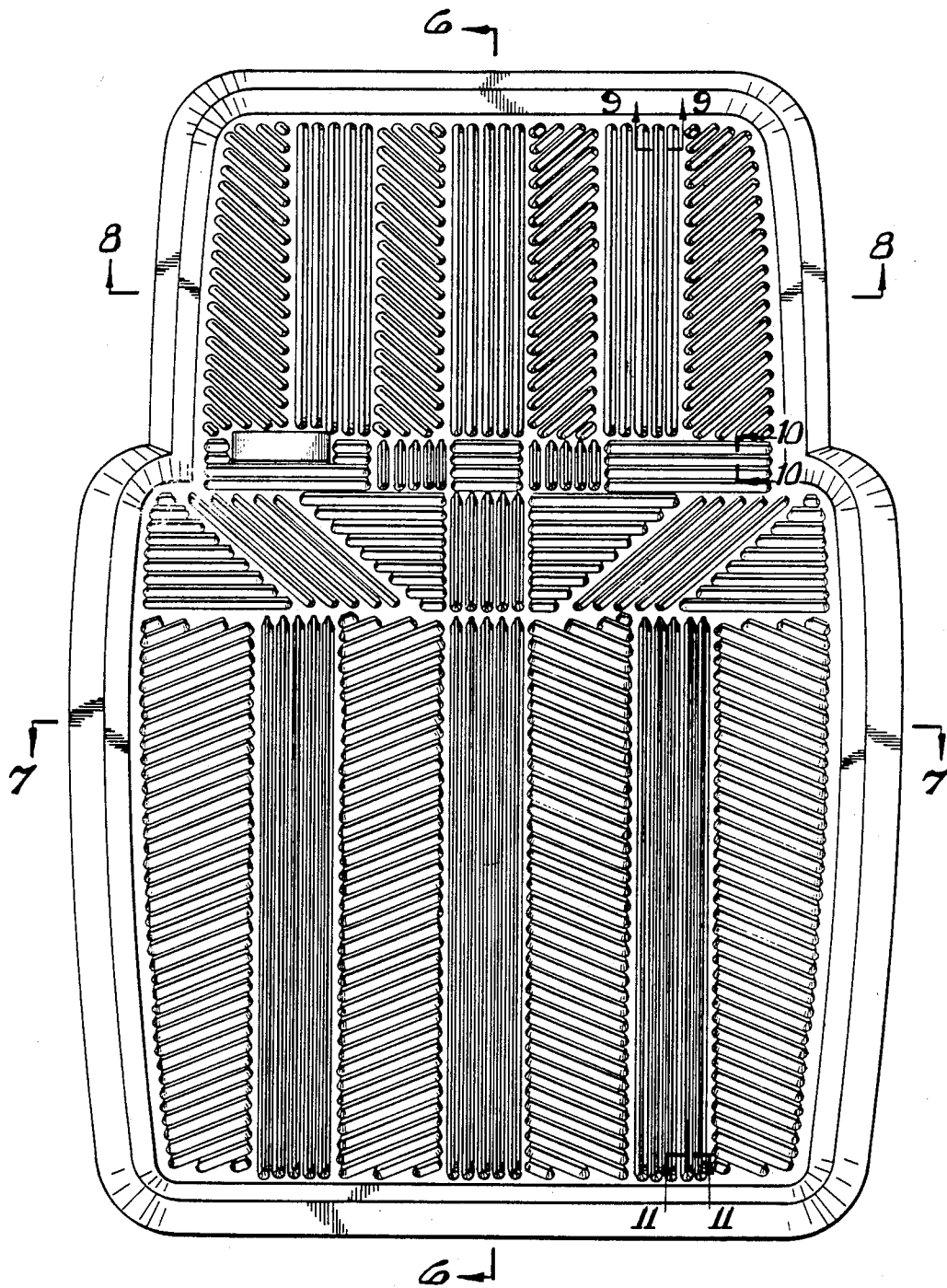


FIG. 1.

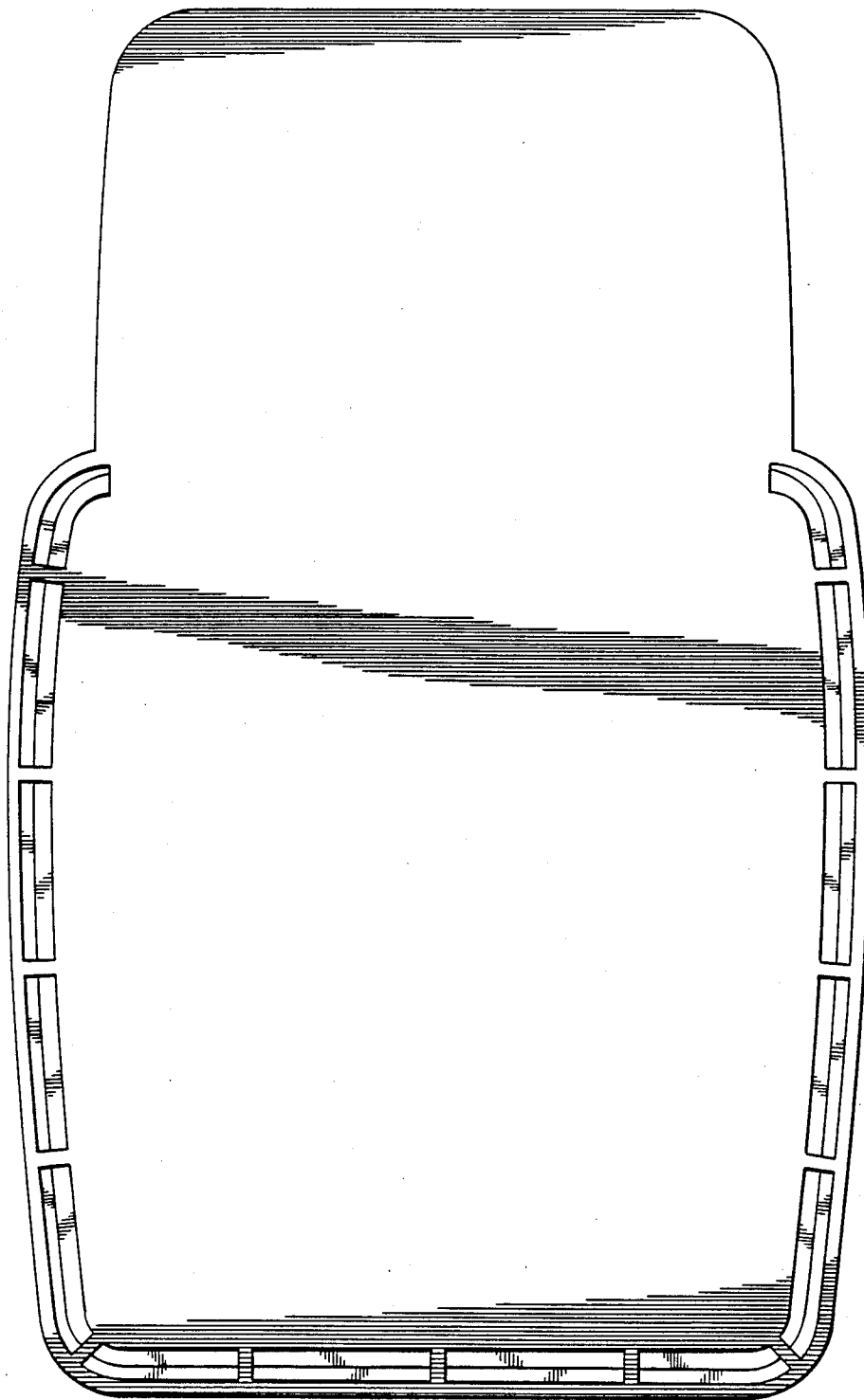


FIG. 2.



FIG. 3.

FIG. 4.



FIG. 5.



FIG. 6.



FIG. 7.



FIG. 8.



FIG. 9.



FIG. 10.

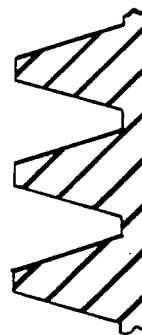


FIG. 11.