
Connecting the Explorer[®] 8300HD[™] Digital Video Recorder



Contents



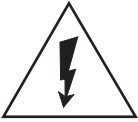

| | |
|--|----|
| Important Safety Instructions | iv |
| Change the Way You Watch TV | 1 |
| Safety First | 1 |
| The Explorer eClub | 1 |
| Identify Your 8300HD | 1 |
| What's On the Front Panel? | 2 |
| What's On the Back Panel? | 3 |
| Connecting the 8300HD | 4 |
| Connections for an HDTV and VCR | 5 |
| Connections for a Standard-Definition TV and VCR | 6 |
| Watch TV | 7 |
| Performance Tips | 8 |
| Frequently Asked Questions About HDTV | 9 |
| Picture Formats | 10 |
| Connecting the 8300HD to an HDTV With an HDMI Connector | 11 |
| Connecting the 8300HD to an HDTV With a DVI Connector | 12 |
| Connecting the 8300HD to an HDTV With Component Input (PrPbY/V) | 13 |
| Connecting the 8300HD to a Home Theater System With Component Input (PrPbY/V) | 14 |
| Connecting the 8300HD to a Stereo VCR and HDTV (optional) | 15 |
| Connecting the 8300HD to an External SATA Hard Disk Drive (optional) | 16 |
| Connecting the 8300HD in HD Mode to an SDTV With Component Input (PrPbY/V) | 18 |
| Connecting the 8300HD in SD Mode to an SDTV | 18 |
| Compliance Information | 19 |
| Index | 20 |

IMPORTANT SAFETY INSTRUCTIONS

Heed Warnings

Notice for CATV Installers

If you are a CATV installer, read the information in the box below.

| | | | | | |
|---|---|----------------|---------------------------------------|-------------|--|
| <p>Note to CATV System Installer (USA/Canada Only)</p> <p>This reminder is provided to call the CATV system installer's attention to Article 820-40 of the NEC (Section 54, Part I of the Canadian Electrical Code), that provides guidelines for proper grounding and, in particular, specifies that the CATV cable ground shall be connected to the grounding system of the building, as close to the point of cable entry as practical.</p> |  <table border="1"><tr><td>CAUTION</td></tr><tr><td>RISK OF ELECTRIC SHOCK DO NOT OPEN</td></tr><tr><td>AVIS</td></tr><tr><td>RISQUE DE CHOC ÉLECTRIQUE NE PAS OUVRIR</td></tr></table>  | CAUTION | RISK OF ELECTRIC SHOCK DO NOT OPEN | AVIS | RISQUE DE CHOC ÉLECTRIQUE NE PAS OUVRIR |
| CAUTION | | | | | |
| RISK OF ELECTRIC SHOCK DO NOT OPEN | | | | | |
| AVIS | | | | | |
| RISQUE DE CHOC ÉLECTRIQUE NE PAS OUVRIR | | | | | |
|  <p>This symbol is intended to alert you that uninsulated voltage within this product may have sufficient magnitude to cause electric shock. Therefore, it is dangerous to make any kind of contact with any inside part of this product.</p> | <p>CAUTION: To reduce the risk of electric shock, do not remove cover (or back). No user-serviceable parts inside. Refer servicing to qualified service personnel.</p> <p>WARNING TO PREVENT FIRE OR ELECTRIC SHOCK, DO NOT EXPOSE THIS UNIT TO RAIN OR MOISTURE.</p>  <p>This symbol is intended to alert you of the presence of important operating and maintenance (servicing) instructions in the literature accompanying this product.</p> | | | | |

Comply With Warnings

Avoid electric shock. Comply with all warnings and cautions in the operating instructions, as well as those that are affixed to this product.

Read, Retain, and Follow These Instructions


Read all of the instructions before you operate this product. Follow all operating instructions that accompany this product. Retain the instructions for future use. Give particular attention to all safety precautions.

Power Warnings

Providing a Power Source

A label on this product indicates the correct power source for this product. Operate this product only from an electrical outlet with the voltage and frequency indicated on the product label.


If you are uncertain of the type of power supply to your home or business, consult your cable service provider or your local power company.

| |
|---|
|  <p>WARNING:</p> <p>Avoid electric shock and fire hazard! Do not overload mains AC outlets and extension cords. For products that require battery power or other power sources to operate them, refer to the operating instructions for those products.</p> |
|---|

Grounding This Product

This product is equipped with either a three-prong (grounding pin) safety plug or a two-prong (polarized) safety plug. To properly ground this product, follow these safety guidelines:

- For a 3-prong plug (one prong on this plug is a protective grounding pin), insert the plug into a grounded mains, 3-prong outlet. **Note:** This plug fits only one way. If you are unable to insert this plug fully into the outlet, contact your electrician to replace your obsolete outlet.
- For a 2-prong plug (a polarized plug with one wide blade and one narrow blade), insert the plug into a polarized mains, 2-prong outlet in which one socket is wider than the other. **Note:** If you are unable to insert this plug fully into the outlet, try reversing the plug. If the plug still fails to fit, contact an electrician to replace your obsolete outlet.

| |
|---|
|  <p>WARNING:</p> <p>To avoid electric shock and fire hazard, match the plug and outlet connections carefully, then fully insert. If the plug and outlet do not match, or you cannot fully insert the plug, contact an electrician to update your power outlets.</p> |
|---|

Overloading

Do not overload electrical outlets, extension cords, or integral convenience receptacles as this can result in a risk of fire or electric shock. For products that require battery power or other sources to operate, refer to the operating instructions for that product.

Preventing Power Cord Damage

Arrange all power cords so that people or pets cannot walk on the cords. Do not place objects on the cords. Do not lean objects against the cords. Placing objects on or leaning objects against cords can damage the cords. Give particular attention to cords at the point at which the cord connects to plugs, at the electrical outlets, and where the cords exit the product.

Protecting Against Power Surges

To protect this product from power surge damage, ground (earth) your cable product to provide some protection against voltage surges and built-up static charges. To avoid these voltage surges that can be caused by lightning storms and power outages, do the following:

- Plug this product into a surge protector in order to reduce the risk of damage.
- Ground your antenna system, if applicable, to provide some protection against voltage surges and a built-up static charge.

Usage Warnings

Providing Ventilation

This product has openings for ventilation that protect it from overheating. To ensure the reliability of this product, do the following:

- Do not block or cover these openings.
- Do not place entertainment devices (such as VCRs or DVDs), lamps, books, vases with liquids, or other objects on top of this product.
- Do not place this product in any of the following locations:
 - On a bed, sofa, rug, or similar surface
 - Over a radiator or heat register
 - In an enclosure, such as a bookcase or rack, unless the installation provides proper ventilation

Selecting a Proper Location

Place this product in a location that is close enough to an electrical outlet and where the power cord is easily accessible to be disconnected from the wall outlet or from the rear panel of the product.

Important: The power cord is the mains power supply disconnect device.

Place this product on a stable surface. The surface must support the size and weight of this product.



WARNING:

Avoid personal injury and damage to this product!
An unstable surface may cause this product to fall.

Cleaning This Product

Before cleaning this product, unplug it from the electrical outlet. Use a damp cloth to clean this product. Do not use a liquid cleaner or an aerosol cleaner. Do not use a magnetic/static cleaning device (dust remover) to clean this product.

Protecting This Product From Foreign Objects and Water or Moisture Damage

Never push objects of any kind into this product through openings as they may touch dangerous voltage points or short out parts that could result in a fire or electric shock.

Do not expose this product to liquids or moisture. Do not place this product on a wet surface. Do not spill liquids on or near this product.



WARNING:

Avoid electric shock and fire hazard! Never push objects through the openings in this product. Foreign objects can cause electrical shorts that can result in electric shock or fire. Do not expose this product to rain or moisture. Do not place objects filled with liquid, such as vases, on this product.

Accessories

Do not use accessories with this product unless recommended by your cable service provider.

To protect this product from damage due to interference of other electronic devices, or to connect this product to additional devices, heed the instructions in the following warnings.



WARNING:

Maintain electrical safety! Power-operated devices that you connect to this product should bear the UL listing mark or CSA certification mark on the device itself. Do not modify the device. Any modifications to this device may defeat this product or the device's safety features that help to avoid any potential for electric shock or fire. If in doubt about any modifications to this device, contact qualified service personnel.



WARNING:

Use this product only with a cart, stand, bracket, table, or other mounting accessories that meet Scientific-Atlanta specification. Carefully follow all instructions for proper mounting.

Service Warnings

Servicing This Product

Do not open the cover of this product. If you open the cover, your warranty will be void. Refer all servicing to qualified personnel only. Contact your cable service provider for instructions.



WARNING:

Avoid electric shock! Opening or removing the cover may expose you to dangerous voltages. Perform only the servicing instructions included in the operating instructions. Refer all servicing to qualified service personnel.

Upon completion of any service or repairs to this product, the service technician must perform safety checks to determine that this product is in proper operating condition.

Obtaining Service for Product Damage

For damage that requires service, unplug this product from the AC outlet. Then, contact your cable service provider or qualified service personnel to obtain service for the following conditions:

- If there is damage to the power-supply cord or plug
- If liquid enters this product
- If you expose this product to rain or water
- If you drop this product, a heavy object falls on this product, or damage occurs to the cover of this product
- If this product does not operate normally by following the operating instructions
- If this product exhibits a distinct change in performance

Explore Litigation Insights

Docket Alarm provides insights to develop a more informed litigation strategy and the peace of mind of knowing you're on top of things.

Real-Time Litigation Alerts



Keep your litigation team up-to-date with **real-time alerts** and advanced team management tools built for the enterprise, all while greatly reducing PACER spend.

Our comprehensive service means we can handle Federal, State, and Administrative courts across the country.

Advanced Docket Research



With over 230 million records, Docket Alarm's cloud-native docket research platform finds what other services can't. Coverage includes Federal, State, plus PTAB, TTAB, ITC and NLRB decisions, all in one place.

Identify arguments that have been successful in the past with full text, pinpoint searching. Link to case law cited within any court document via Fastcase.

Analytics At Your Fingertips



Learn what happened the last time a particular judge, opposing counsel or company faced cases similar to yours.

Advanced out-of-the-box PTAB and TTAB analytics are always at your fingertips.

API

Docket Alarm offers a powerful API (application programming interface) to developers that want to integrate case filings into their apps.

LAW FIRMS

Build custom dashboards for your attorneys and clients with live data direct from the court.

Automate many repetitive legal tasks like conflict checks, document management, and marketing.

FINANCIAL INSTITUTIONS

Litigation and bankruptcy checks for companies and debtors.

E-DISCOVERY AND LEGAL VENDORS

Sync your system to PACER to automate legal marketing.