

EXPLORER® 2100 or 3100
Digital Home Communications Terminals






User's Installation Guide



IMPORTANT RULES FOR SAFE OPERATION

Note to the Installer

<p>Note to CATV System Installer</p> <p>This reminder is provided to call the CATV system installer's attention to Article 820-40 of the NEC (Section 54, Part I of the Canadian Electrical Code), that provides guidelines for proper grounding and, in particular, specifies that the CATV cable ground shall be connected to the grounding system of the building, as close to the point of cable entry as practical.</p> <div style="text-align: center;">  </div> <p>This symbol is intended to alert you that uninsulated voltage within this product may have sufficient magnitude to cause electric shock. Therefore, it is dangerous to make any kind of contact with any inside part of this product.</p>	<div style="text-align: center;">  </div> <p>CAUTION: To reduce the risk of electric shock, do not remove cover (or back). No user-serviceable parts inside. Refer servicing to qualified service personnel.</p> <p>WARNING TO PREVENT FIRE OR ELECTRIC SHOCK, DO NOT EXPOSE THIS UNIT TO RAIN OR MOISTURE.</p> <div style="text-align: center;">  </div> <p>This symbol is intended to alert you of the presence of important operating and maintenance (servicing) instructions in the literature accompanying this product.</p>
--	---

Read and Retain These Instructions

- Read all of the instructions before you operate this equipment. Give particular attention to all safety precautions. Retain the instructions for future reference.
- Comply with all warning and caution statements in the instructions. Observe all warning and caution symbols that are affixed to this equipment.
- Comply with all instructions that accompany this equipment.


IMPORTANT RULES FOR SAFE OPERATION, continued

Cleaning the Equipment

Before cleaning this equipment, unplug it from the electrical outlet. Use a damp cloth to clean this equipment. Do not use a liquid cleaner or an aerosol cleaner. Do not use a magnetic/static cleaning device (dust remover) to clean this equipment.

Placement

Place this equipment in a location that is close enough to an electrical outlet to accommodate the length of the power cord. Place this equipment on a stable surface. The surface must support the size and weight of this equipment.

 **WARNING:**
Avoid personal injury and damage to this equipment. An unstable surface may cause this equipment to fall.

Accessories


Do not use accessories with this equipment unless recommended by your cable company.

Ventilation

This equipment has openings for ventilation that protect it from overheating. To ensure the reliability of this equipment, do not obstruct the openings.

- Do not place other equipment, lamps, books, or any other object on the top of this equipment.

- Do not place this equipment in any of the locations that follow:
 - On a bed, sofa, rug, or similar surface
 - Over a radiator or a heat register
 - In an enclosure, such as a bookcase or equipment rack, unless the installation provides proper ventilation

 **WARNING:**
Avoid electric shock and fire hazard. Never push objects through the openings in this equipment. Objects can touch dangerous voltage points or cause electrical shorts that can result in electric shock or fire.

IMPORTANT RULES FOR SAFE OPERATION, continued

Liquid or Moisture

Do not expose this equipment to liquid or moisture. Do not place this equipment on a wet surface. Do not spill liquids on or near this equipment.

Lightning and Power Surges

Ground (earth) your cable system to provide some protection against voltage surges and built-up static charges. If you have questions, call your cable company.

Servicing

Do not open the cover of this equipment. If you open the cover, your warranty will be void. Refer all servicing to qualified personnel only. Contact your cable company for instructions.

Power Cord Protection

Arrange all power cords so that people cannot walk on the cords, place objects on the cords, or place objects against the cords, which can damage the cords. Pay particular attention to cords that are at plugs, at electrical outlets, and at the places where the cords exit the equipment.

Power Sources

A label on this equipment indicates the correct power source for this equipment. Operate this equipment only from an electrical outlet that has the voltage and frequency that the label indicates.

If you are unsure of the type of power supply to your residence, consult Scientific-Atlanta, Inc., or your local power company.



WARNING:

Avoid electric shock and fire hazard. Do not overload electrical outlets and extension cords. For equipment that requires battery power or other sources to operate, refer to the operating instructions for that equipment.

IMPORTANT RULES FOR SAFE OPERATION, continued

Grounding

This equipment has a two-prong plug. Properly ground (earth) this equipment by inserting the plug into a grounded electrical, two-socket outlet. If this plug is polarized it has one wide prong and one narrow prong. This plug fits only one way.



CAUTION:

To prevent electric shock, match wide blade of plug to wide slot, fully insert.

If you are unable to insert this plug fully into the outlet, contact an electrician to replace your obsolete outlet.

Damage that Requires Service

For damage that requires service, unplug this equipment from the electrical outlet. Refer service to qualified service personnel when any of the following occurs:

- There is damage to the power cord or plug
- Liquid enters the equipment
- A heavy object falls on the equipment
- There is exposure to rain or water
- Operation is not normal (the instructions describe the proper operation)
- If you drop this equipment, or damage the cabinet of this equipment
- If this equipment exhibits a distinct change in performance

Upon completion of any service or repairs to this equipment (home terminal), ask the service technician to perform safety checks to determine that the equipment is in proper operating condition.

Explore Litigation Insights

Docket Alarm provides insights to develop a more informed litigation strategy and the peace of mind of knowing you're on top of things.

Real-Time Litigation Alerts



Keep your litigation team up-to-date with **real-time alerts** and advanced team management tools built for the enterprise, all while greatly reducing PACER spend.

Our comprehensive service means we can handle Federal, State, and Administrative courts across the country.

Advanced Docket Research



With over 230 million records, Docket Alarm's cloud-native docket research platform finds what other services can't. Coverage includes Federal, State, plus PTAB, TTAB, ITC and NLRB decisions, all in one place.

Identify arguments that have been successful in the past with full text, pinpoint searching. Link to case law cited within any court document via Fastcase.

Analytics At Your Fingertips



Learn what happened the last time a particular judge, opposing counsel or company faced cases similar to yours.

Advanced out-of-the-box PTAB and TTAB analytics are always at your fingertips.

API

Docket Alarm offers a powerful API (application programming interface) to developers that want to integrate case filings into their apps.

LAW FIRMS

Build custom dashboards for your attorneys and clients with live data direct from the court.

Automate many repetitive legal tasks like conflict checks, document management, and marketing.

FINANCIAL INSTITUTIONS

Litigation and bankruptcy checks for companies and debtors.

E-DISCOVERY AND LEGAL VENDORS

Sync your system to PACER to automate legal marketing.