
Kodak EasyShare V610 dual lens digital camera



User's guide

www.kodak.com

For interactive tutorials, www.kodak.com/go/howto

For help with your camera, www.kodak.com/go/v610support

APPL-1033 / Page 1 of 87
APPLE INC. v. COREPHOTONICS LTD.



Eastman Kodak Company
Rochester, New York 14650
© Eastman Kodak Company, 2006

All screen images are simulated.

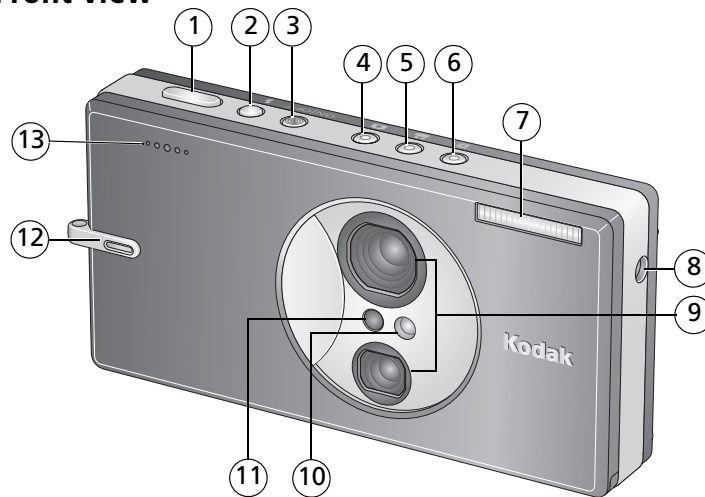
Kodak, EasyShare, and Perfect Touch are trademarks of Eastman Kodak Company.
Schneider-Kreuznach and C-Variogon are trademarks of Jos. Schneider Optische
Werke GmbH used under license by Eastman Kodak Company.


The Bluetooth word mark and logos are owned by Bluetooth SIG, Inc. and any use of
such marks by Kodak is under license.

P/N 4J4375_en

APPL-1033 / Page 2 of 87
APPLE INC. v. COREPHOTONICS LTD.

Front view



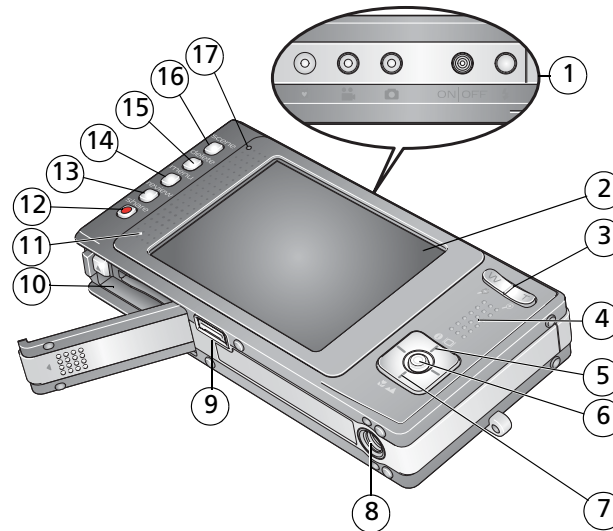
- | | | | |
|---|-----------------------------|----|---|
| 1 | Shutter button | 7 | Flash |
| 2 | Flash button | 8 | DC-In (5V)  |
| 3 | On/Off button | 9 | Lenses |
| 4 | Auto (pictures) mode button | 10 | Video/Self-timer lights |
| 5 | Video mode button | 11 | Light sensor |
| 6 | Favorites mode button | 12 | Strap post |
| | | 13 | Microphone |

www.kodak.com/go/support

EN i

APPL-1033 / Page 3 of 87
APPLE INC. v. COREPHOTONICS LTD.

Back view



- | | |
|--|--|
| 1 On/Off, Mode buttons/Battery charging lights/Bluetooth status lights | 10 Battery compartment; slot for optional SD or MMC card |
| 2 LCD | 11 Speaker |
| 3 Wide angle/Telephoto button | 12 Share button |
| 4 Grip | 13 Review button |
| 5 LCD/Info button | 14 Menu button |
| 6 OK button | 15 Delete button |
| 7 Macro/Landscape mode button | 16 Scene mode button |
| 8 Tripod socket | 17 Ready light |
| 9 Dock connector, USB, A/V Out | |

Table of contents

1	Setting up your camera	1
	Attaching the strap	1
	Loading the KLIC-7001 battery	1
	Charging the battery	2
	Turning on the camera	3
	Setting the language and date/time	3
	Storing pictures on an SD or MMC card	4
2	Taking pictures/videos	5
	Taking a picture	5
	Using the framing marks to take pictures	6
	Taking a video	6
	Using the optical zoom	7
	Using the self-timer	8
	Using the flash	9
	Using different modes	10
	Taking panoramic pictures	14
	Understanding the picture-taking icons	15
3	Working with pictures/videos	16
	Reviewing pictures/videos	16
	Deleting pictures/videos	17
	Cropping pictures	18
	Using Kodak Perfect Touch technology	18
	Editing videos	19
	Running a slide show	20
	Viewing pictures/videos in different ways	24
	Selecting multiple pictures/videos	25
	Copying pictures/videos	25
	Understanding the review icons	26

www.kodak.com/go/support

EN iii

APPL-1033 / Page 5 of 87
APPLE INC. v. COREPHOTONICS LTD.

Explore Litigation Insights

Docket Alarm provides insights to develop a more informed litigation strategy and the peace of mind of knowing you're on top of things.

Real-Time Litigation Alerts



Keep your litigation team up-to-date with **real-time alerts** and advanced team management tools built for the enterprise, all while greatly reducing PACER spend.

Our comprehensive service means we can handle Federal, State, and Administrative courts across the country.

Advanced Docket Research



With over 230 million records, Docket Alarm's cloud-native docket research platform finds what other services can't. Coverage includes Federal, State, plus PTAB, TTAB, ITC and NLRB decisions, all in one place.

Identify arguments that have been successful in the past with full text, pinpoint searching. Link to case law cited within any court document via Fastcase.

Analytics At Your Fingertips



Learn what happened the last time a particular judge, opposing counsel or company faced cases similar to yours.

Advanced out-of-the-box PTAB and TTAB analytics are always at your fingertips.

API

Docket Alarm offers a powerful API (application programming interface) to developers that want to integrate case filings into their apps.

LAW FIRMS

Build custom dashboards for your attorneys and clients with live data direct from the court.

Automate many repetitive legal tasks like conflict checks, document management, and marketing.

FINANCIAL INSTITUTIONS

Litigation and bankruptcy checks for companies and debtors.

E-DISCOVERY AND LEGAL VENDORS

Sync your system to PACER to automate legal marketing.