

PATENT OWNER'S DEMONSTRATIVES

Liquidia Technologies, Inc. v. United Therapeutics Corp.

IPR2020-00770 – U.S. Patent No. 9,604,901

June 23, 2021

CHALLENGED CLAIMS OF THE '901 PATENT

1. A pharmaceutical batch consisting of treprostinil or a salt thereof and impurities resulting from (a) alkylating a benzindene triol, (b) hydrolyzing the product of step (a) to form a solution comprising treprostinil, (c) containing the solution comprising treprostinil from step (b) with a base to form a salt of treprostinil, (d) isolating the salt of treprostinil, and (e) optionally reacting the salt of treprostinil with an acid to form treprostinil, and

wherein the pharmaceutical batch contains at least 2.9 g of treprostinil or its salt.

2. The pharmaceutical batch of claim 1, which has been dried under vacuum.

3. A pharmaceutical product comprising a therapeutically effective amount of treprostinil from a pharmaceutical batch as claimed in claim 1.

4. A pharmaceutical product comprising a therapeutically effective amount of a salt treprostinil from a pharmaceutical batch as claimed in claim 1.

5. The product of claim 4, wherein the salt is the diethanolamine salt of treprostinil.

6. A method of preparing a pharmaceutical product from a pharmaceutical batch as claimed in claim 1, comprising storing a pharmaceutical batch of a salt of treprostinil as claimed in claim 1 at ambient temperature, and preparing a pharmaceutical product from the pharmaceutical batch after storage.

7. A method as claimed in claim 6, wherein the salt of treprostinil is a diethanolamine salt.

8. A method of preparing a pharmaceutical batch as claimed in claim 1, comprising (a) alkylating a benzindene triol, (b) hydrolyzing the product of step (a) to form a solution comprising treprostinil, (c) contacting the solution comprising treprostinil from step (b) with a base to form a salt of treprostinil, (d) isolating the salt of treprostinil, and (e) optionally reacting the salt of treprostinil with an acid to form treprostinil.

9. A method as claimed in claim 8, wherein the salt of treprostinil is a diethanolamine salt.

CHALLENGED CLAIMS 1-9

- **Ground 1:** Obviousness over Phares
- **Ground 2:** Obviousness over Moriarty in view of Phares

GROUNDS FOR INSTITUTION

- **Ground 1:** Obviousness over Phares
 - **Claims 1-9, no demonstration of reasonable likelihood of obviousness**
 - The “best course of action here is to permit the parties to fully develop the record during trial before resolving these disputes.”

- **Ground 2:** Obviousness over Moriarty in view of Phares
 - **Claims 1-5 and 8-9**
 - **Claims 6-7, no demonstration of reasonable likelihood of obviousness**
 - “we are not persuaded”

LIQUIDIA FAILED TO CARRY ITS BURDENS

LIQUIDIA HAS FAILED TO PROVE ITS PRIMA FACIE CASE

■ Closed impurity claim limitations:

- Neither Moriarty nor Phares teach an impurity profile.

■ Salt Formation:

- Moriarty does not teach contacting a solution of treprostinil with a base to form a salt of treprostinil.
- Moriarty does not teach isolating a salt of treprostinil.

■ Scale:

- Phares does not teach a single reaction that yields even 1 gram of product after purification, let alone a reaction relevant to treprostinil diethanolamine.

■ Storage:

- Neither Moriarty nor Phares teach storage.
- Phares suggests instability due to polymorphs and hygroscopicity, drastically complicating the manufacture, storage, and stability of pharmaceutical batches and products.

LIQUIDIA'S SLOPPINESS IS FATAL TO THEIR PETITION

- Didn't establish that a translation was correct
- Didn't have sworn testimony from Dr. Winkler
- Provided unintelligible testimony from Dr. Hall-Ellis
- Didn't establish that their art was actual prior art

LIQUIDIA IMPROPERLY ATTEMPTS TO SHIFT BURDEN OF PROOF

- **Petitioner bears the burden for:**
 - Unpatentability over printed publication prior art
 - Collateral estoppel

“In an inter partes review instituted under this chapter, **the petitioner shall have the burden** of proving a proposition of unpatentability by a preponderance of the evidence.”

- 35 U.S.C. §316(e)

LEVEL OF ORDINARY SKILL IN THE ART

COMPARING THE PROFFERED POSA DEFINITIONS

- **Dr. Pinal:** Consistent with claims, specification, and asserted art
- **Dr. Winkler:** Self-serving and unsupported by evidence
- **Dr. Hall-Ellis:** Bizarre

DR. PINAL ACTUALLY CONSIDERED BACKGROUNDS OF THOSE IN THE ASSERTED ART + REAL PROBLEMS IN THE FIELD

“[T]he POSA in the relevant field in December 2007 would have been an **experienced process chemist or chemical engineer**. This individual must have had **experience in the production and manufacture of pharmaceutical compositions and pharmaceutical products.**”

- Dr. Pinal

beakers during salt screening. However, prior to selecting a salt for development, appropriate consideration must be given” as to “whether the manufacturing process can be scaled up, and what would be the relative ease or difficulty in the scale-up of different salts studied”), 168-69 (discussing how, the manufacturing route for pharmaceutical synthesis “usually is quite different” than that used by a discovery chemistry group).

99. Moriarty highlights the difficulties in adjusting a procedure based on general organic chemistry to a larger production scale for pharmaceutical manufacturing purposes. See EX1009, 3 (describing a synthesis of treprostinil that provided “low level of control of stereochemistry,” which “led to significant separation problems in obtaining the final product and could not be used to fulfill our scale-up needs for development of UT-15”). As evidenced by Moriarty, pharmaceutical chemical production at-scale, especially for ultra-pure products at batch scale, is significantly different from chemistry on the benchtop, as would be performed by an organic or medicinal chemist.

100. Thus, in my opinion, an organic or medicinal chemist is not an appropriate definition for the person or ordinary skill in the art. Neither is a sophomore organic chemistry student or an individual with a bachelors with five years’ experience in organic or medicinal chemistry. Rather, the POSA in the relevant field in December 2007 would have been an experienced process chemist

-48-

IPR2020-00770
United Therapeutics EX2002

IPR2020-00770
United Therapeutics EX2002

UT EX2036

DR. PINAL'S OPINION IS SUPPORTED BY EVIDENCE

“[T]he majority of medicinal chemists working in the pharmaceutical industry are organic chemists whose main concern is to design and to synthesize novel compounds as future drug entities. While they focus on this challenging primary goal, salt formation is often restricted to a marginal activity with the short term aim of obtaining nicely crystalline material. Moreover, chemists are not explicitly trained in the various aspects of pharmaceutical salts and their inherent opportunities.”

- Stahl

Preface

The origin of this book goes back to a proposition made by one of us (C. G. W.) at a meeting of the *Medicinal Section of Division VII of IUPAC* to write useful handbooks for medicinal chemists. Among the topics suggested, the preparation of pharmaceutically acceptable salts was rapidly considered as important and timely. As a matter of fact, an estimated half of all drug molecules used in medicine are administered as salts. The salt formation of drug candidates has been recognized as an essential preformulation task, as the selection of a suitable salt prior to the initiation of dosage form development has become a decision point in the netplans of the Preclinical Phase of modern drug development. Surprisingly, however, a chemist in search of a book dealing with the preparation, significance, and selection of pharmaceutically active salts will fail to find one, and also the scientific literature on this topic is rather limited and scattered across many journals and patents. On the other hand, the majority of medicinal chemists working in the pharmaceutical industry are organic chemists whose main concern is to design and to synthesize novel compounds as future drug entities. While they focus on this challenging primary goal, salt formation is often restricted to a marginal activity with the short term aim of obtaining nicely crystalline material. Moreover, chemists are not explicitly trained in the various aspects of pharmaceutical salts and their inherent opportunities. By bringing together the necessary theoretical foundations and a lot of practical experience, the objective of the present book is to fill this long felt gap in the pharmaceutical bibliography.

A concise introduction reviewing the various objectives pursued in forming salts is followed by contributions presenting the theoretical background of salt formation: dissociation and ionic equilibria, solubility and dissolution (*Chapt. 1* and *2*), basics and the evaluation of solid-state properties (*Chapt. 3*), safety and biopharmaceutical as well as pharmaceutical-technological aspects (*Chapt. 4* and *5*). *Chapt. 6, 7, and 8* reflect the practice of salt formation in an industrial research and development environment. They describe salt selection strategies, industrial large scale aspects of salt production, and the significance of salt formation in industrial processing. The involvement of authorities is dealt with in *Chapt. 9 and 10*, which are devoted to patent and regulatory issues, respectively. Addressing the practitioners at the lab bench, the last chapters of the book feature practical examples of preparation

IPR2020-00770
United Therapeutics EX2008
Page 4 of 183

IPR2020-00770
United Therapeutics EX2008
Page 1 of 183

UT EX2036

DR. WINKLER'S SELF-SERVING POSA DEFINITION

“[A] person of ordinary skill in the art (POSA) of **chemistry** at the time of the alleged invention would have a **master's degree or a Ph.D. in medicinal or organic chemistry**, or a closely related field.”

- Dr. Winkler

Petition for *Inter Partes Review* of
U.S. Patent No. 9,604,901 B2

opinions. To the extent I am provided additional documents or information, including any expert declarations in this proceeding, I may offer further opinions.

IV. PERSONS OF ORDINARY SKILL IN THE ART

14. I understand that “one of ordinary skill in the art” is not a specific, real individual, but rather a hypothetical individual who is presumed to have known the relevant art at the time of the invention. In defining “one of ordinary skill in the art,” I have been advised to consider factors such as the educational level and years of experience not only of the person or persons who have developed the invention that is the subject of the case, but also others working in the pertinent art at the time of the invention; the types of problems encountered in the art; the teachings of the prior art; patents and publications or other persons or companies; and the sophistication of the technology.

15. I have assessed the level of ordinary skill in the art based upon my review of the prior art, the patent, and my over thirty years of working in the field of organic chemistry.

16. Given the high education level of the scientists actually working in this field, a person of ordinary skill in the art (POSA) of chemistry at the time of the alleged invention would have a master's degree or a Ph.D. in medicinal or organic chemistry, or a closely related field. Alternatively, a POSA would include an

4

Liquidia - Exhibit 1002 - Page 8

Liquidia - Exhibit 1002 - Page 1

UT EX2036

DEMONSTRATIVE EXHIBIT – NOT EVIDENCE

DR. WINKLER'S SELF-SERVING POSA DEFINITION

“I have assessed the level of ordinary skill in the art based upon my review of the prior art, the patent, and **my over thirty years of working in the field of organic chemistry.**”

- Dr. Winkler

Petition for *Inter Partes Review* of
U.S. Patent No. 9,604,901 B2

opinions. To the extent I am provided additional documents or information, including any expert declarations in this proceeding, I may offer further opinions.

IV. PERSONS OF ORDINARY SKILL IN THE ART

14. I understand that “one of ordinary skill in the art” is not a specific, real individual, but rather a hypothetical individual who is presumed to have known the relevant art at the time of the invention. In defining “one of ordinary skill in the art,” I have been advised to consider factors such as the educational level and years of experience not only of the person or persons who have developed the invention that is the subject of the case, but also others working in the pertinent art at the time of the invention; the types of problems encountered in the art; the teachings of the prior art; patents and publications or other persons or companies; and the sophistication of the technology.

15. I have assessed the level of ordinary skill in the art based upon my review of the prior art, the patent, and my over thirty years of working in the field of organic chemistry.

16. Given the high education level of the scientists actually working in this field, a person of ordinary skill in the art (POSA) of chemistry at the time of the alleged invention would have a master's degree or a Ph.D. in medicinal or organic chemistry, or a closely related field. Alternatively, a POSA would include an

4

Liquidia - Exhibit 1002 - Page 8

Liquidia - Exhibit 1002 - Page 1

UT EX2036

DR. WINKLER ASSUMES WHAT HE WAS OFFERED TO PROVE

“In deciding what the level of skill of the POSA would be, I simply considered the kinds of problems that – the types of **problems that are typically encountered in organic and medicinal chemistry.**”

- Dr. Winkler

Jeffrey Winkler, Ph.D. Liquidia Technologies, Inc. vs.
United Therapeutics Corporation

1 What I said was that I'm offering
2 two -- two different ways by which one could qualify
3 as a POSA, in my opinion.
4 One would be somebody with an
5 advanced degree. And the other would be somebody
6 without an advanced degree, but with a certain
7 number, and here I said at least five years, of
8 practical experience in medicinal or organic
9 chemistry.

10 Q. Does the declaration identify the types
11 of problems that are encountered in the field?

12 MS. KANNAPPAN: Objection. Form.

13 A. In Paragraph 14, I describe only that I
14 considered a number of factors, including the types
15 of problems that are encountered in the art.

16 Q. And how did the types of problems
17 encountered in the art factor into your
18 determination of the level of skill?

19 A. Excuse me. In deciding what the level
20 of skill of the POSA would be, I simply considered
21 the kinds of problems that -- the types of problems
22 that are typically encountered in organic and
23 medicinal chemistry.

24 Q. Did you identify any of those problems
25 typically encountered in the art, in making your

www.aplusCR.com

Page 41

IPR2020-00770
United Therapeutics EX2026
Page 41 of 173

IPR2020-00770
United Therapeutics EX2026
Page 1 of 173

UT EX2036

DR. WINKLER'S UNSUPPORTED POSA DEFINITION

“I have been advised to consider factors such as the **educational level and years of experience not only of the person or persons who have developed the invention, but also others working in the pertinent art at the time of the invention...**”

- Dr. Winkler

Petition for *Inter Partes Review* of
U.S. Patent No. 9,604,901 B2

opinions. To the extent I am provided additional documents or information, including any expert declarations in this proceeding, I may offer further opinions.

IV. PERSONS OF ORDINARY SKILL IN THE ART

14. I understand that “one of ordinary skill in the art” is not a specific, real individual, but rather a hypothetical individual who is presumed to have known the relevant art at the time of the invention. In defining “one of ordinary skill in the art,”

I have been advised to consider factors such as the educational level and years of experience not only of the person or persons who have developed the invention that is the subject of the case, but also others working in the pertinent art at the time of the invention; the types of problems encountered in the art; the teachings of the prior art; patents and publications or other persons or companies; and the sophistication of the technology.

15. I have assessed the level of ordinary skill in the art based upon my review of the prior art, the patent, and my over thirty years of working in the field of organic chemistry.

16. Given the high education level of the scientists actually working in this field, a person of ordinary skill in the art (POSA) of chemistry at the time of the alleged invention would have a master's degree or a Ph.D. in medicinal or organic chemistry, or a closely related field. Alternatively, a POSA would include an

4

Liquidia - Exhibit 1002 - Page 8

Liquidia - Exhibit 1002 - Page 1

UT EX2036

PARTIES + BOARD AGREE POSA DEFINITION SHOULD BE CONSISTENT WITH PRIOR ART

“[W]e find that the level of ordinary skill in the art is **reflected by the prior art, including Phares and Moriarty.**”

- Institution Decision

IPR2020-00770
Patent 9,604,901 B2

pharmaceutical production, familiar with controlling for polymorphs and realizing highly pure products at batch scales as the challenged claims require.” *Id.*

At this stage, even if we assume Patent Owner is correct about the level of ordinary skill in the art, we find Petitioner’s evidence and arguments sufficient to demonstrate a reasonable likelihood of establishing unpatentability of the challenged claims. Accordingly, for purposes of this Decision, we need not resolve Patent Owner’s dispute regarding the level of ordinary skill in the art, which is an issue well-suited for resolution after development of a full record during trial.

Instead, for purposes of this Decision, we find that the level of ordinary skill in the art is reflected by the prior art, including Phares and Moriarty. *See In re GPAC Inc.*, 57 F.3d 1573, 1579 (Fed. Cir. 1995) (“The person of ordinary skill in the art is a hypothetical person who is presumed to know the relevant prior art.”).

Obviousness over Phares and Moriarty

Petitioner argues that claims 1–9 of the ‘901 patent would have been obvious over Moriarty and Phares. Pet. 49–75. Based on this record, we determine Petitioner has established a reasonable likelihood that it would prevail in showing the obviousness of at least claims 1–5, 8, and 9.

Claims 1–5, 8, and 9

Regarding claim 1, Petitioner argues that is a product-by-process claim (*id.* at 19), “[t]he remaining process claim elements do nothing to impart structural or functional differences in the claimed trestatinil or salt thereof, and thus, do not patentably limit the claimed pharmaceutical

22

LEVEL OF SKILL REFLECTED BY THE ART

KEN PHARES	DAVID MOTTOLA	BOB MORIARTY
<ul style="list-style-type: none">▪ Ph.D. Pharmaceutical Chemistry▪ VP of Pharmaceutical Development for ~20 years<ul style="list-style-type: none">– Managed process scale-up– Coordinated pharmaceutical development from API characterization to drug product development process scale-up.	<ul style="list-style-type: none">▪ Ph.D. Pharmacology▪ Guided product development from startup▪ R&D leadership, including quality and process improvement	<ul style="list-style-type: none">▪ President and founder of Steroids Limited, 1989-2014<ul style="list-style-type: none">– Commercial organic synthesis▪ Professor emeritus of University of Illinois, Chicago

DR. WINKLER DOESN'T KNOW WHAT HE DOESN'T KNOW

“...the types of **problems encountered** in the art...”

- Dr. Winkler

Petition for *Inter Partes Review* of
U.S. Patent No. 9,604,901 B2

opinions. To the extent I am provided additional documents or information, including any expert declarations in this proceeding, I may offer further opinions.

IV. PERSONS OF ORDINARY SKILL IN THE ART

14. I understand that “one of ordinary skill in the art” is not a specific, real individual, but rather a hypothetical individual who is presumed to have known the relevant art at the time of the invention. In defining “one of ordinary skill in the art,” I have been advised to consider factors such as the educational level and years of experience not only of the person or persons who have developed the invention that is the subject of the case, but also others working in the pertinent art at the time of the invention; the types of problems encountered in the art; the teachings of the prior art; patents and publications or other persons or companies; and the sophistication of the technology.

15. I have assessed the level of ordinary skill in the art based upon my review of the prior art, the patent, and my over thirty years of working in the field of organic chemistry.

16. Given the high education level of the scientists actually working in this field, a person of ordinary skill in the art (POSA) of chemistry at the time of the alleged invention would have a master’s degree or a Ph.D. in medicinal or organic chemistry, or a closely related field. Alternatively, a POSA would include an

4

Liquidia - Exhibit 1002 - Page 8

Liquidia - Exhibit 1002 - Page 1

UT EX2036

PROBLEMS IN THE ART ARE NOT ONES ORGANIC + MEDICINAL CHEMISTS KNOW HOW TO SOLVE

“Problems concerning the physical form of drug substances have been with us for nearly 10 years at the **interface between the disciplines essential to the development of new drugs: chemical process development, analytical chemistry, pharmaceutical sciences, pharmacokinetic, toxicology, and clinical studies**. These problems have for many years figured prominently in the **nightmares of industrial chemists and pharmacists**, not to mention those of their quality assurers, regulatory writers, and project managers.”

- Stahl

Foreword

It is not surprising with this very first book on Pharmaceutical Salts is that it appeared so late. Problems concerning the physical form of drug substances have been with us for nearly 10 years at the interface between the disciplines essential to the development of new drugs: chemical process development, analytical chemistry, pharmaceutical sciences, pharmacokinetics, toxicology, and clinical studies. These problems have for many years figured prominently in the nightmares of industrial chemists and pharmacists, not to mention those of their quality assurers, regulatory writers, and project managers.

The answer to the question “Why has this book appeared so late?” may perhaps have something to do with the fact that pharmaceutical crystal and powder engineering should be founded on crystal and powder science. But such a science does not yet exist as a single concept since knowledge in this field is scattered among different disciplines such as crystallography, crystallography, the physical chemistry and thermodynamics of multiphase systems, powder flow characteristics and mechanics, piezo-electrostatics, the physics of complex micellar systems, etc.

Academics, whose vocation it is to edit this type of book, therefore, heard about the specific problems related to pharmaceutical crystal and powder engineering fairly late from industrial colleagues who are often reticent to air their difficulties in public. Thus, it is only now that efforts at unification have begun.

This book is perhaps an attempt to found such a science, but in the sense of a market-driven effort bringing together contributions from academics and industry. The book deals not only with the problems raised by salt selection strategies and process scale-up, but also with the industrial property and regulatory aspects at the heart of the highly regulated pharmaceutical industry.

I cannot end without emphasizing that further exploration is required in areas where theoretical and practical knowledge is still lacking. For instance, the mechanisms involved in crystallography need to be elucidated since we still cannot predict the solubility of a given salt. Will it be oily or solid? Will it show several polymorphs? The crystal chemistry of crystalline surfaces – regulated by specific interactions between functional groups exposed on the

IPR2020-00770
United Therapeutics EX2008
Page 2 of 183

United Therapeutics EX2008
Page 1 of 183

UT EX2036

PROBLEMS HERE ARE NOT ONES ACADEMICS KNOW HOW TO SOLVE

“Academics ... heard about the specific problems related to pharmaceutical crystal and powder engineering fairly late from industrial colleagues who are often reticent to air their difficulties in public.”

- Stahl

Foreword

The surprise with this very first book on Pharmaceutical Salts is that it has appeared so late. Problems concerning the physical form of drug substances have been with us for nearly 10 years at the interface between the disciplines essential to the development of new drugs: chemical process development, analytical chemistry, pharmaceutical sciences, pharmacokinetics, toxicology, and clinical studies. These problems have for many years figured prominently in the nightmares of industrial chemists and pharmacists, not to mention those of their quality assurers, regulatory writers, and project managers.

The answer to the question “Why has this book appeared so late?” may perhaps have something to do with the fact that pharmaceutical crystal and powder engineering should be founded on crystal and powder science. But such a science does not yet exist as a single concept since knowledge in this field is scattered among different disciplines such as crystallography, crystallography, the physical chemistry and thermodynamics of multiphase systems, powder flow characteristics and mechanics, piezo-electrostatics, the physics of complex micellar systems, etc.

Academics, whose vocation it is to edit this type of book, therefore, heard about the specific problems related to pharmaceutical crystal and powder engineering fairly late from industrial colleagues who are often reticent to air their difficulties in public. Thus, it is only now that efforts at unification have begun.

This book is perhaps an attempt to found such a science, but in the sense of a market-driven effort bringing together contributions from academics and industry. The book deals not only with the problems raised by salt selection strategies and process scale-up, but also with the industrial property and regulatory aspects at the heart of the highly regulated pharmaceutical industry.

I cannot end without emphasizing that further exploration is required in areas where theoretical and practical knowledge is still lacking. For instance, the mechanisms involved in crystallography need to be elucidated since we still cannot predict the solubility of a given salt. Will it be oily or solid? Will it show several polymorphs? The crystal chemistry of crystalline surfaces – regulated by specific interactions between functional groups exposed on the

IPR2020-00770
United Therapeutics EX2008
Page 2 of 183

United Therapeutics EX2008
Page 1 of 183

UT EX2036

RELEVANT EVIDENCE SUPPORTS DR. PINAL'S CONCLUSIONS...

“[I]n my opinion, **an organic or medicinal chemist is not an appropriate definition for the person of ordinary skill in the art.** Neither is a sophomore organic chemistry student or an individual with a bachelors with five years' experience in organic chemistry.”

- Dr. Pinal

beakers during salt screening. However, prior to selecting a salt for development, appropriate consideration must be given” as to “whether the manufacturing process can be scaled up, and what would be the relative ease or difficulty in the scale-up of different salts studied”), 168-69 (discussing how, the manufacturing route for pharmaceutical synthesis “usually is quite different” than that used by a discovery chemistry group).

99. Moriarty highlights the difficulties in adjusting a procedure based on general organic chemistry to a larger production scale for pharmaceutical manufacturing purposes. See EX1009, 3 (describing a synthesis of treprostinil that provided “low level of control of stereochemistry,” which “led to significant separation problems in obtaining the final product and could not be used to fulfill our scale-up needs for development of UT-15”). As evidenced by Moriarty, pharmaceutical chemical production at-scale, especially for ultra-pure products at batch scale, is significantly different from chemistry on the benchtop, as would be performed by an organic or medicinal chemist.

100. Thus, in my opinion, an organic or medicinal chemist is not an appropriate definition for the person of ordinary skill in the art. Neither is a sophomore organic chemistry student or an individual with a bachelors with five years' experience in organic or medicinal chemistry. Rather, the POSA in the relevant field in December 2007 would have been an experienced process chemist

-48-

IPR2020-00770
United Therapeutics EX2002


IPR2020-00770
United Therapeutics EX2002

UT EX2036

DEMONSTRATIVE EXHIBIT – NOT EVIDENCE

...DR. WINKLER'S OPINION LACKS SUPPORT

- Dr. Winkler does not cite a single piece of evidence (except for his own CV) in rendering his opinion on the level of ordinary skill in the art.
- Instead, he makes references elsewhere to undergraduate textbooks on micro and miniscale laboratory experiments and dismisses the technology of the '901 patent as “organic chemistry 101.”



THE EXPERTS' CONTRASTING EXPERIENCE

Dr. Rodolfo Pinal

- **Ph.D. in Pharmaceutical Sciences**
- Associate Professor, Department of Industrial and Physical Pharmacy at Purdue University
- Director of Purdue's Center for Pharmaceutical Processing Research
- 30+ years studying formulation science
- **13+ years in pharmaceutical industry**
 - Research Associate + Senior Scientist in pre-formulation
 - Principal Scientist in sterile dosage forms
 - Principal Scientist + Research Leader in solid state pharmaceuticals
 - Extensive work with process chemists in the chemical synthesis department's Kilo Lab.

Dr. Jeffrey Winkler

- **Ph.D. in Chemistry**
 - 35+ years of experience in academia
 - Focuses on development of new synthetic organic methodology and natural product synthesis
 - “an expert in the field of organic chemistry”
- **Submitted unsworn “declaration” that merely copied the attorney argument in the Petition**
 - Testimony riddled with scientific errors and inaccuracies
- **Evasive and unresponsive at depositions**

DR. HALL-ELLIS'S BIZARRE POSA DEFINITION

A POSA “would typically be someone who is a **medical physicist** with a Ph.D. (or similar advanced degree) in **physics, medical physics**, or a related field, and two or more years of experience in **radiation oncology physics, treatment planning, treatment plan optimization related to radiation oncology applications, and computer programming associated with treatment plan optimization.**”

- Dr. Hall Ellis

Declaration of Sylvia Hall-Ellis, Ph.D.
Petition for *Inter Partes* Review of
U.S. Patent No. 9,604,901

cataloging and indexing practices, can be used to establish an approximate date on which a printed publication became publicly accessible.

B. Persons of Ordinary Skill in the Art

14. I am told by counsel that the subject matter of this proceeding generally relates to a searchable content repository.

15. I have been informed by counsel that a “person of ordinary skill in the art at the time of the inventions” is a hypothetical person who is presumed to be familiar with the relevant field and its literature at the time of the inventions. This hypothetical person is also a person of ordinary creativity, capable of understanding the scientific principles applicable to the pertinent field.

16. I am told by counsel that a person of ordinary skill in this subject matter art would typically be someone who is a medical physicist with a Ph.D. (or similar advanced degree) in physics, medical physics, or a related field, and two or more years of experience in radiation oncology physics, treatment planning, treatment plan optimization related to radiation oncology applications, and computer programming associated with treatment plan optimization (or equivalent degree or experience). I have been further informed by counsel that a person of ordinary skill in the art would have been familiar with and able to understand the information known in the art relating to these fields, including the publications discussed in this

5

Liquidia - Exhibit 1015 - Page 7

Liquidia - Exhibit 1015 - Page 1

UT EX2036

DEMONSTRATIVE EXHIBIT – NOT EVIDENCE

CLAIM CONSTRUCTION

LIQUIDIA OFFERED NO CONSTRUCTIONS

“The petition must set forth: ... (3) **How the challenged claim is to be construed.**”

- 37 C.F.R. §42.1-4(b)(3)

“For purposes of resolving this IPR, **Petitioner does not believe construction of claim terms is required.**” - Liquidia

Petition for *Inter Partes Review* of
U.S. Patent No. 9,604,901 B2

claim terms is required. All terms should be given their plain and ordinary meaning in the art as of December 2007.

VI. THERE IS A REASONABLE LIKELIHOOD THAT AT LEAST ONE CLAIM OF THE '901 PATENT IS UNPATENTABLE

A. State of the Art & Summary of Invalidity Arguments³

There are at least three strong bases for invalidation of the '901 patent: (1) the synthesis of the claimed compounds, including treprostinil and treprostinil diethanolamine salt, was well-known in the art; (2) the claims of the '901 patent are product-by-process claims and the claimed process does not produce a product that is materially distinct from the product produced by the prior art, thus, the claims of the '901 patent are invalid as obvious; and (3) the parent patent, U.S. patent No. 8,497,393 (the "'393 patent") was declared invalid and/or unenforceable in IPR2016-00006 under 35 U.S.C. §§ 102(b) and 103(a) and since the claim limitations of the '901 patent are substantively similar to the invalidated '393 patent, the '901 patent should be similarly declared invalid. (Exs. 1004 and 1005.)

For all of the reasons provided above, claims 1-9 of the '901 patent should be held invalid, as discussed in further detail below.

³ The non-patent literature introduced in this section and cited in the petition was publicly available before December 17, 2007. (Ex. 1015, Declaration of Sylvia Hall-Ellis, ¶¶51-71 (authenticating Wiberg, Schoffstall, and Ege (Exs. 1010, 1011, and 1013)).)

LIQUIDIA'S EVER-CHANGING MOODS

Claim Term	Liquidia's IPR Construction	Liquidia's District Court Construction
<ul style="list-style-type: none"> Pharmaceutical Batch (claims 1-4, 6, and 8) 	<ul style="list-style-type: none"> No construction required 	<ul style="list-style-type: none"> “Pharmaceutical batch made according to the process recited in steps (a) – (d) and optionally (e), wherein no purification steps appear between alkylation and salt formation”
<ul style="list-style-type: none"> Contacting the solution comprising treprostinil from step (b) with a base to form a salt of treprostinil 	<ul style="list-style-type: none"> No construction required 	<ul style="list-style-type: none"> “contacting the solution comprising treprostinil from step (b) with a base to form a salt of treprostinil, wherein the salt is formed without isolation of treprostinil after alkylation and hydrolysis”
<ul style="list-style-type: none"> Ambient temperature (claim 6) 	<ul style="list-style-type: none"> No construction required 	<ul style="list-style-type: none"> “Room temperature or, on average 25° C”
<ul style="list-style-type: none"> Storing/Storage (claim 6) 	<ul style="list-style-type: none"> No construction required 	<ul style="list-style-type: none"> Indefinite

THE BOARD FOLLOWED UT'S CONSTRUCTION FOR FOUR TERMS

- Pharmaceutical Batch
- Pharmaceutical Product
- Storing/Storage
- A Salt Treprostinil

THE BOARD'S PHARMACEUTICAL BATCH CONSTRUCTION

“[A] specific quantity of treprostinil (or its salt) that is intended to have uniform character and quality, within specified limits, and is produced according to a single manufacturing order during the same cycle of manufacture, wherein the **uniform character and quality** is such that it still contains impurities resulting from the method by which it is produced.”

- Institution Decision

IPR2020-00770
Patent 9,604,901 B2

Thus, treprostinil prepared according to Moriarty, whether it is ~99.0% or 99.7%, meets the purity requirement specified in the '901 patent.

For these reasons, we agree with Petitioner that the examiner erred in relying on the applicant's argument on the improved purity profile to allow the challenged claims. We, thus, decline to deny the Petition under § 325(d).

Claim Construction

In an *inter partes* review, we construe a claim term “using the same claim construction standard that would be used to construe the claim in a civil action under 35 U.S.C. [§] 282(b).” 37 C.F.R. § 42.100(b). Under that standard, the words of a claim “are generally given their ordinary and customary meaning,” which is “the meaning that the term would have to a person of ordinary skill in the art in question at the time of the invention, i.e., as of the effective filing date of the patent application.” *Phillips v. AWH Corp.*, 415 F.3d 1303, 1312–13 (Fed. Cir. 2005) (en banc).

Petitioner argues that no construction of claim terms is required and “[a]ll terms should be given their plain and ordinary meaning in the art” at the priority date of the '901 patent. Pet. 18–19.

Patent Owner proposes that we construe terms “pharmaceutical batch,” “pharmaceutical product,” and “a salt treprostinil.” Prelim. Resp. 8–11. Citing the FDA's definition of “batch” (*id.* at 9 (citing 21 C.F.R. § 210.3 April 1, 2007 ed.)), Patent Owner argues that

The POSA viewing the '901 patent claims in light of the '901 patent specification would have understood claim 1's 'pharmaceutical batch' to be a specific quantity of treprostinil (or its salt) that is intended to have uniform character and quality, within specified limits, and is produced according to a single manufacturing order during the same cycle of manufacture,

15

THE BOARD'S PHARMACEUTICAL PRODUCT CONSTRUCTION

“[A] chemical composition manufactured for pharmaceutical use.”

- Institution Decision

IPR2020-00770
Patent 9,604,901 B2

wherein the uniform character and quality is such that it still contains impurities resulting from the method by which it is produced.

Id. at 9 (citing Ex. 2002 ¶ 121). Patent Owner asserts that a “pharmaceutical product” is “a chemical composition suitable for pharmaceutical use.” *Id.* at 10 (citing Ex. 2002 ¶¶ 105–116). Patent Owner also contends that “a salt treprostinil” is a printing error for “a salt of treprostinil.” *Id.* at 11 (citing Ex. 2002 ¶ 128). Based on the current record, and for purposes of this Decision, we generally agree with Patent Owner’s proposed constructions of these terms because they are supported by relevant evidence. For precision, however, we construe the term “pharmaceutical product” to mean “a chemical composition manufactured for pharmaceutical use.”

Patent Owner also proposes that we construe the terms “storing”/“storage.” *Id.* at 10–11. Claims 6 and 7 require “storing a pharmaceutical batch of a salt of treprostinil as claimed in claim 1 at ambient temperature, and preparing a pharmaceutical product from the pharmaceutical batch after storage.” Patent Owner contends that an ordinarily skilled artisan would have “understood these terms to require stability of the material being stored in a batch q[u]antity in the context of commercial pharmaceutical man[u]facturing.” *Id.* at 10 (citing Ex. 2002 ¶¶ 123–124).

The '901 patent states:

Combinations of substituents and variables envisioned by this invention are only those that result in the formation of stable compounds. The term “stable”, as used herein, refers to compounds which possess stability sufficient to allow manufacture and which maintains the integrity of the compound

16

THE BOARD'S A SALT TREPROSTINIL CONSTRUCTION

“[A] salt of treprostinil.”

- Institution Decision

IPR2020-00770
Patent 9,604,901 B2

wherein the uniform character and quality is such that it still contains impurities resulting from the method by which it is produced.

Id. at 9 (citing Ex. 2002 ¶ 121). Patent Owner asserts that a “pharmaceutical product” is “a chemical composition suitable for pharmaceutical use.” *Id.* at 10 (citing Ex. 2002 ¶¶ 105–116). Patent Owner also contends that “a salt treprostinil” is a printing error for “a salt of treprostinil.” *Id.* at 11 (citing Ex. 2002 ¶ 128). Based on the current record, and for purposes of this

Decision, we generally agree with Patent Owner’s proposed constructions of these terms because they are supported by relevant evidence. For precision, however, we construe the term “pharmaceutical product” to mean “a chemical composition manufactured for pharmaceutical use.”

Patent Owner also proposes that we construe the terms “storing”/“storage.” *Id.* at 10–11. Claims 6 and 7 require “storing a pharmaceutical batch of a salt of treprostinil as claimed in claim 1 at ambient temperature, and preparing a pharmaceutical product from the pharmaceutical batch after storage.” Patent Owner contends that an ordinarily skilled artisan would have “understood these terms to require stability of the material being stored in a batch q[u]a[n]tity in the context of commercial pharmaceutical man[u]facturing.” *Id.* at 10 (citing Ex. 2002 ¶¶ 123–124).

The '901 patent states:

Combinations of substituents and variables envisioned by this invention are only those that result in the formation of stable compounds. The term “stable”, as used herein, refers to compounds which possess stability sufficient to allow manufacture and which maintains the integrity of the compound

16

THE BOARD'S STORING/STORAGE CONSTRUCTION

Requiring “stability of the material being stored in a batch quantity in the context of commercial pharmaceutical manufacturing” and “that the **stored material possesses stability** sufficient to allow manufacture and which maintains integrity for a sufficient period of time to be useful for the preparation of a pharmaceutical product.”

- Institution Decision

IPR2020-00770
Patent 9,604,901 B2

for a sufficient period of time to be useful for the purposes detailed herein.

Ex. 1001, 5:4-10.

Thus, according to Patent Owner, we should construe the terms “storing”/“storage” to “require that the stored material possesses stability sufficient to allow manufacture and which maintains integrity for a sufficient period of time to be useful for the preparation of a pharmaceutical product.” Prelim. Resp. 11 (citing Ex. 2002 ¶ 127). Based on the current record, we find Patent Owner’s argument persuasive, and for purposes of this Decision, adopt its proposed construction of “storing”/“storage.”

On this record and for purposes of this Decision, we see no need to construe any other term expressly. *See Wellman, Inc. v. Eastman Chem. Co.*, 642 F.3d 1355, 1361 (Fed. Cir. 2011) (stating that claim terms need only be construed to the extent necessary to resolve the controversy).

Prior Art Disclosures

Moriarty

Moriarty describes synthesizing treprostinil “via the stereoselective intramolecular Pauson-Khand cyclization.” Ex. 1009, 1.³ Formula 7 of Moriarty is reproduced below:

³ For Moriarty, the parties cite to the pagination added by Petitioner. For consistency, we do the same.

RELEVANT EVIDENCE SUPPORTS UT'S POSITIONS

“Based on the current record, and for the purposes of this decision, we generally agree with Patent Owner’s proposed constructions of these terms because **they are supported by relevant evidence.**”

- Institution Decision

IPR2020-00770
Patent 9,604,901 B2

wherein the uniform character and quality is such that it still contains impurities resulting from the method by which it is produced.

Id. at 9 (citing Ex. 2002 ¶ 121). Patent Owner asserts that a “pharmaceutical product” is “a chemical composition suitable for pharmaceutical use.” *Id.* at 10 (citing Ex. 2002 ¶¶ 105–116). Patent Owner also contends that “a salt treprostini^l” is a printing error for “a salt of treprostini^l.” *Id.* at 11 (citing Ex. 2002 ¶ 128). Based on the current record, and for purposes of this Decision, we generally agree with Patent Owner’s proposed constructions of the terms because they are supported by relevant evidence. For precision, however, we construe the term “pharmaceutical product” to mean “a chemical composition manufactured for pharmaceutical use.”

Patent Owner also proposes that we construe the terms “storing”/“storage.” *Id.* at 10–11. Claims 6 and 7 require “storing a pharmaceutical batch of a salt of treprostini^l as claimed in claim 1 at ambient temperature, and preparing a pharmaceutical product from the pharmaceutical batch after storage.” Patent Owner contends that an ordinarily skilled artisan would have “understood these terms to require stability of the material being stored in a batch q[u]a[n]tity in the context of commercial pharmaceutical man[u]facturing.” *Id.* at 10 (citing Ex. 2002 ¶¶ 123–124).

The '901 patent states:

Combinations of substituents and variables envisioned by this invention are only those that result in the formation of stable compounds. The term “stable”, as used herein, refers to compounds which possess stability sufficient to allow manufacture and which maintains the integrity of the compound

16

UT'S CONSTRUCTIONS FOLLOW FROM THE SPECIFICATION

“[I]t is fundamental that claims are to be construed in the light of the specifications, and both are to be read with a view to ascertaining the invention.”

- *United States v. Adams*, 383 U.S. 39, 48-49 (1966).

48

OCTOBER TERM, 1965.

Opinion of the Court.

383 U.S.

contain cuprous chloride. Furthermore, respondents' expert testified, without contradiction, that he had attempted to assemble a battery made in accordance with Skrivanoff's teachings, but was met first with a fire when he sought to make the cathode, and then with an explosion when he attempted to assemble the complete battery.

IV.

The Validity of the Patent.

The Government challenges the validity of the Adams patent on grounds of lack of novelty under 35 U. S. C. § 102 (a) (1964 ed.) as well as obviousness under 35 U. S. C. § 103 (1964 ed.). As we have seen in *Graham v. John Deere Co.*, *ante*, p. 1, novelty and nonobviousness—as well as utility—are separate tests of patentability and all must be satisfied in a valid patent.

The Government concludes that wet batteries comprising a zinc anode and silver chloride cathode are old in the art; and that the prior art shows that magnesium may be substituted for zinc and cuprous chloride for silver chloride. Hence, it argues that the “combination of magnesium and cuprous chloride in the Adams battery was not patentable because it represented either no change or an insignificant change as compared to prior battery designs.” And, despite “the fact that, wholly unexpectedly, the battery showed certain valuable operating advantages over other batteries [these advantages] would certainly not justify a patent on the essentially old formula.”

There are several basic errors in the Government's position. First, the fact that the Adams battery is water-activated sets his device apart from the prior art. It is true that Claims 1 and 10, *supra*, do not mention a water electrolyte, but, as we have noted, a stated object of the invention was to provide a battery rendered serviceable by the mere addition of water. While the claims of a

UNITED STATES v. ADAMS.

49

39

Opinion of the Court.

patent limit the invention, and specifications cannot be utilized to expand the patent monopoly, *Burns v. Meyer*, 100 U. S. 671, 672 (1880); *McCarty v. Lehigh Valley R. Co.*, 160 U. S. 110, 116 (1895), it is fundamental that claims are to be construed in the light of the specifications and both are to be read with a view to ascertaining the invention, *Seymour v. Osborne*, 11 Wall. 516, 547 (1871); *Schriber-Schroth Co. v. Cleveland Trust Co.*, 311 U. S. 211 (1940); *Schering Corp. v. Gilbert*, 153 F. 2d 428 (1946). Taken together with the stated object of disclosing a water-activated cell, the lack of reference to any electrolyte in Claims 1 and 10 indicates that water alone could be used. Furthermore, of the 11 claims in issue, three of the narrower ones include references to specific electrolyte solutions comprising water and certain salts. The obvious implication from the absence of any mention of an electrolyte—a necessary element in any battery—in the other eight claims reinforces this conclusion. It is evident that respondents' present reliance upon this feature was not the afterthought of an astute patent trial lawyer. In his first contact with the Government less than a month after the patent application was filed, Adams pointed out that “no acids, alkalines or any other liquid other than plain water is used in this cell. Water does not have to be distilled. . . .” Letter to Charles F. Kettering (January 7, 1942), R., pp. 415, 416. Also see his letter to the Department of Commerce (March 28, 1942), R., p. 422. The findings, approved and adopted by the Court of Claims, also fully support this conclusion.

Nor is *Sinclair & Carroll Co. v. Interchemical Corp.*, 325 U. S. 327 (1945), apposite here. There the patentee had developed a rapidly drying printing ink. All that was needed to produce such an ink was a solvent which evaporated quickly upon heating. Knowing that the boiling point of a solvent is an indication of its rate of

LIQUIDIA TAKES SHORTCUTS USING THE '393 IPR

LIQUIDIA DOES NOT ANALYZE THE CLAIMS AS A WHOLE

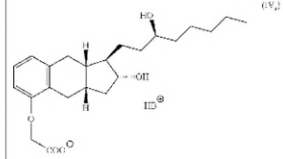
- Liquidia and Dr. Winkler identified and then considered only two differences from the '393 patent claims.
- Liquidia and Dr. Winkler decided that those differences were “immaterial.”
- Therefore, they say, the '393 patent IPR Final Written Decision controls.

LIQUIDIA + DR. WINKLER FOCUS ON “DIFFERENCES,” NOT EACH CLAIM AS A WHOLE

“**The only differences are** bolded: the '901 patent's independent claim 1 includes **an impurities limitation** in the preamble **and an amount of treprostinil** limitation at the end of the claim.”

- Dr. Winkler

Reply Declaration of Jeffrey D. Winkler, Ph.D.
IPR2020-00770

Hydrolysis	(b) hydrolyzing the product of formula VI of step (a) with a base.	(b) hydrolyzing the product of step (a) to form a solution comprising treprostinil.
Salt Formation	(c) contacting the product of step [(b)] with a base B to form a salt of formula IV _s , and 	(c) containing the solution comprising treprostinil from step (b) with a base to form a salt of treprostinil, (d) isolating the salt of treprostinil, and
Optional reformulation of treprostinil	(d) optionally reacting the salt formed in step (c) with an acid to form the compound of formula IV.	(e) optionally reacting the salt of treprostinil with an acid to form treprostinil, and wherein the pharmaceutical batch contains at least 2.9 g of treprostinil or its salt.

69. The only differences are bolded: the '901 patent's independent claim 1 include an impurities limitation in the preamble and an amount of treprostinil limitation at the end of the claim. *See also* Ex. 2025 at ¶ 42. But these differences

51

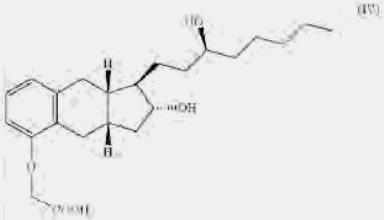
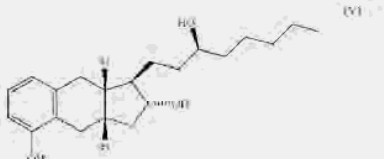
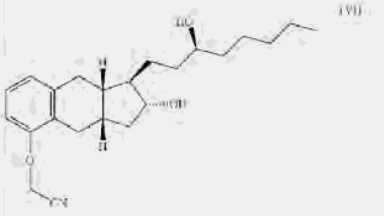
Liquidia's Exhibit 1017
IPR2020-00770
Page 55

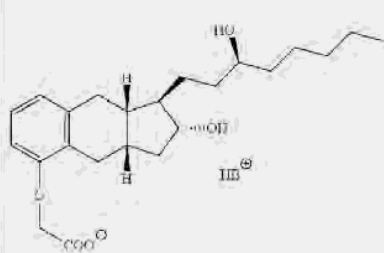
017

IPR2020-00770
Page 1

UT EX2036

LIQUIDIA + DR. WINKLER FOCUS ON “DIFFERENCES,” NOT EACH CLAIM AS A WHOLE

Limitation	'393 Patent Claim 9 ⁶	'901 Patent Claim 1
A product of treprostinil or a salt thereof	<p>A product comprising a compound having formula IV</p>  <p>or a pharmaceutically acceptable salt thereof, wherein the product is prepared by the process comprising</p>	<p>A pharmaceutical batch consisting of treprostinil or a salt thereof and impurities resulting from</p>
Alkylation of benzindene triol	<p>(a) alkylating a compound of formula V with an alkylating agent to produce a compound of formula VI.</p>  	<p>(a) alkylating a benzindene triol,</p>

Hydrolysis	<p>(b) hydrolyzing the product of formula VI of step (a) with a base,</p>	<p>(b) hydrolyzing the product of step (a) to form a solution comprising treprostinil,</p>
Salt Formation	<p>(c) contacting the product of step ([b]) with a base B to form a salt of formula IV_s, and</p> 	<p>(c) containing the solution comprising treprostinil from step (b) with a base to form a salt of treprostinil, (d) isolating the salt of treprostinil, and</p>
Optional reformulation of treprostinil	<p>(d) optionally reacting the salt formed in step (c) with an acid to form the compound of formula IV.</p>	<p>(e) optionally reacting the salt of treprostinil with an acid to form treprostinil, and</p> <p>wherein the pharmaceutical batch contains at least 2.9 g of treprostinil or its salt.</p>

DR. WINKLER ONLY CONSIDERS TWO CLAIM LIMITATIONS

“The only differences that I considered, in other words, the differences as a scientist that I felt were important here are the ones that I’m showing.”

- Dr. Winkler

Volume II
Jeffrey Winkler, Ph.D.

Liquidia Technologies, Inc. vs.
United Therapeutics Corporation

1 that there's a limitation in claim 1 of the '901
2 that describes impurities resulting from the
3 steps that are described. And then there's also
4 a limitation that states in the '901 that the
5 pharmaceutical batch contains at least 2.9 grams
6 of the treprostinil or of its salt.
7 Q. Right. And we can see that your
8 conclusion there in paragraph 69, which says the
9 only differences are bolded, right?
10 MS. KANNAPPAN: Objection, form,
11 asked and answered.
12 THE WITNESS: The only differences
13 that I considered, in other words, the
14 differences as a scientist that I felt
15 were important here are the ones that I'm
16 showing. The overriding thing in my
17 analysis is the similarity between the two
18 because they describe the identical
19 molecule prepared by the identical
20 process. And I pointed out as a scientist
21 in analyzing these two claims I would say
22 well, there's a limitation or -- or a
23 descriptor in claim 1 of the '901 that
24 refers to impurities that is not present
25 in the '393. And there's also something

Page 197
www.apetusCR.com
IPR2020-00770
United Therapeutics EX2032
Page 47 of 222

IPR2020-00770
United Therapeutics EX2032
Page 1 of 222

UT EX2036

DEMONSTRATIVE EXHIBIT – NOT EVIDENCE

DR. WINKLER CONSIDERS EVEN THESE TWO LIMITATIONS “IMMATERIAL”

“[T]hese differences are immaterial,
because they are disclosed by the exact
same combination of Moriarty and
Phares that invalidated the '393 patent.”

- Dr. Winkler

**...but a closer look shows even
these limitations are not taught by
the asserted art.**

Reply Declaration of Jeffrey D. Winkler, Ph.D.
IPR2020-00770

are immaterial, because they are disclosed by the exact same combination of Moriarty and Phares that invalidated the '393 patent.

70. Specifically, as to impurities, the '393 patent claim 1 does not exclude impurities and is thus of similar scope to claim 1 of the '901 patent. Further, although the '393 patent included claims with more specific purity limitations, those claims do not require 100% pure treprostinil or its salt, and even those narrower '393 patent claims were invalidated by the combination of Moriarty and Phares. *See* Ex. 1004, claim 2 (reciting “The product of claim 1, wherein the purity of compound of formula I in said product is at least 99.5%”); claim 10 (“The product of claim 9, wherein the purity of product of step (d) is at least 99.5%”). Further, Dr. Pinal and I agree that the alkylation and hydrolysis steps of Moriarty, Phares, and the '901 patent necessarily result in impurities. Ex. 1018 at 55:20-58:18 (“I agree [with Dr. Winkler] that there is no -- I don't know of any exception, any reaction in which there is not some sort of side-product or impurity or something like that.”); *see also* Sections XI.B and XII.B below. Thus, the impurities limitation of the '901 patent claims is obviously disclosed by the same Moriarty and Phares combination that invalidated the '393 patent claims.

71. Further, Dr. Pinal mischaracterizes the '393 Final Written Decision's discussion of impurities. Ex. 2025 at ¶ 45. While the Board did find that “treprostinil compounds produced according to the challenged claims can have different impurity

52

Liquidia's Exhibit 1017
IPR2020-00770
Page 56

Liquidia's Exhibit 1017
IPR2020-00770
Page 55

LIQUIDIA'S COMPARISON WITH THE '393 PATENT IS BOTH INACCURATE + MISLEADING

Limitation	'393 Patent Claim 9 ⁶	'901 Patent Claim 1
A product of treprostnil or a salt thereof	<p>A product comprising a compound having formula IV</p> <p>or a pharmaceutically acceptable salt thereof, wherein the product is prepared by the process comprising</p>	<p>A pharmaceutical batch consisting of treprostnil or a salt thereof and impurities resulting from</p>
Alkylation of benzindene triol	<p>(a) alkylating a compound of formula V with an alkylating agent to produce a compound of formula VI.</p>	<p>(a) alkylating a benzindene triol,</p>

Hydrolysis	(b) hydrolyzing the product of formula VI of step (a) with a base,	(b) hydrolyzing the product of step (a) to form a solution comprising treprostnil,
Salt Formation	(c) contacting the product of step ([b]) with a base B to form a salt of formula IV _s , and	(c) containing the solution comprising treprostnil from step (b) with a base to form a salt of treprostnil, (d) isolating the salt of treprostnil, and
Optional reformulation of treprostnil	(d) optionally reacting the salt formed in step (c) with an acid to form the compound of formula IV.	(e) optionally reacting the salt of treprostnil with an acid to form treprostnil, and
		wherein the pharmaceutical batch contains at least 2.9 g of treprostnil or its salt.

LIQUIDIA OVERLOOKS LACK OF OVERLAP OF DEPENDENT CLAIMS

'393 Patent	'901 Patent
▪ Missing	▪ 2. The pharmaceutical batch of claim 1, which has been dried under vacuum.
▪ Missing	▪ 3. A pharmaceutical product comprising a therapeutically effective amount of treprostinil from a pharmaceutical batch as claimed in claim 1.
▪ Missing	▪ 4. A pharmaceutical product comprising a therapeutically effective amount of a salt [of] treprostinil from a pharmaceutical batch as claimed in claim 1.
▪ Missing	▪ 6. A method of preparing a pharmaceutical product from a pharmaceutical batch as claimed in claim 1, comprising storing a pharmaceutical batch of a salt of treprostinil as claimed in claim 1 at ambient temperature, and preparing a pharmaceutical product from the pharmaceutical batch after storage.
▪ Missing	▪ 8. A method of preparing a pharmaceutical batch , as claimed in claim 1, comprising (a) alkylating a benzindene triol, (b) hydrolyzing the product of step (a) to form a solution comprising treprostinil , (c) contacting the solution comprising treprostinil from step (b) with a base to form a salt of treprostinil, (d) isolating the salt of treprostinil , and (e) optionally reacting the salt of treprostinil with an acid to form treprostinil.

GROUND 2: MORIARTY + PHARES

LIQUIDIA FAILED TO ESTABLISH MOTIVATION TO COMBINE

UT CAN ARGUE LACK OF MOTIVATION TO COMBINE

- **The '901 and '393 patent are directed to different inventions:**
 - Claim limitations are different
 - Pharmaceutical batch, impurities resulting from steps (a)-(d), at least 2.9 g, etc.
 - Claim scope is different
 - Claim construction is different
 - Level of ordinary skill in the art is different
 - Relevant field is different

UT CAN ARGUE LACK OF MOTIVATION TO COMBINE

- The Board must consider whether a POSA would have been motivated to combine the prior art in the way claimed **in the claims at issue** and had a reasonable expectation of success in doing so.
 - *PersonalWeb Techs. LLC v. Apple, Inc.*, 848 F.3d 987, 991 (Fed. Cir. 2017)
- **The issues decided in the 393 IPR are different and distinct from those at issue here.**

Issue preclusion requires that “an issue or fact or law is **actually litigated** and determined by a valid and final judgment, and the determination is essential to the judgment.”

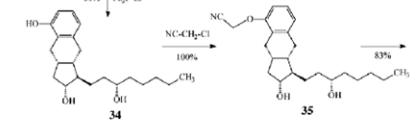
- *B & B Hardware, Inc. v. Hargis Indus., Inc.*, 135 U.S. 1293, 1303 (2015) (quoting Restatement (Second) of Judgements §27).

LIQUIDIA'S MOTIVATION IMPROPERLY STARTS WITH THE '901 PATENT ...

“A POSA at the time of invention of the '901 patent would have had reason to combine, and a reasonable expectation of success in combining, Moriarty and Phares. **The combination of Moriarty and Phares discloses the same process steps and the same treprostinil product of the '901 patent.**”

- Liquidia

Petition for *Inter Partes* Review of
U.S. Patent No. 9,604,901 B2



(Ex. 1009, 6, 13.)

B. Motivation to Combine Moriarty with Phares

A POSA at the time of invention of the '901 patent would have had reason to combine, and a reasonable expectation of success in combining, Moriarty and Phares. (Winkler Decl., ¶148.) The combination of Moriarty and Phares discloses the same process steps and same treprostinil products of the '901 patent. (*Id.*)

First, a POSA would have sought to combine Phares and Moriarty because Phares is directed to improving treprostinil, and the Moriarty process, including those steps claimed by the '901 patent, was a well-known way to make treprostinil.

(*Id.*, ¶151; see also *KSR Int'l Co. v. Teleflex Inc.*, 550 U.S. 398, 417 (2007) (“if a technique has been used to improve one device, and a person of ordinary skill in the art would recognize that it would improve similar devices in the same way, using the technique is obvious unless its actual application is beyond his or her skill.”)).

Moriarty does not teach preparation of a diethanolamine salt of treprostinil, but Phares teaches preparation of treprostinil diethanolamine by dissolving treprostinil acid and treating it with diethanolamine. (Ex. 1008, 22.) Phares further

51

WHY CHANGE MORIARTY?

at 50 °C and adding water (1:1). White needles obtained upon standing were filtered, washed with 20% ethanol–water, and dried in a vacuum oven at 55 °C to give 441 g (83%) of pure UT-15 as colorless crystalline solid; mp 126–127 °C; $[\alpha]^{25}_D +52.6$ (*c* 0.453, MeOH), $[\alpha]^{25}_D +34.0^\circ$ (*c* 0.457, EtOH). IR 3385, 2928, 2856, 1739, 1713, 1585, and 779 cm^{-1} ; ^1H NMR (CDCl_3 , 300 MHz) δ 0.87 (t, 3 H, $J=6$ Hz), 1.21–1.86 (m, 13H), 2.02–2.44 (m, 4H), 3.42–3.76 (m, 3H), 3.81 (s, 2H), 3.82–3.94 (m, 1H), 4.63–4.68 (m, 1H), 4.88–4.92 (m, 1H), 4.94–4.98 (m, 1H), 4.99–5.02 (m, 1H), 5.60 (s, 1H), 5.92–6.06 (m, 1H), 6.85 (d, 1H, $J=6$ Hz), 7.20–7.27 (m, 1H), 7.31–7.37 (m, 1H); ^{13}C NMR (MeOH, 75 MHz) δ 13.1, 22.4, 25.1, 25.3, 28.3, 31.8, 32.7, 33.2, 34.7, 36.9, 40.7, 41.0, 51.3, 65.2, 71.6, 76.3, 109.5, 121.1, 125.8, 127.4, 140.8, 155.2, 171.5; UV, λ_{max} MeOH, 217 nm; HPLC, Hypersil ODS column ($4.6 \times 250 \text{ mm}^2$), 5 μm ; flow rate 2.0 mL/min; mobile phase A, water (60%):acetonitrile (40%):trifluoroacetic acid (0.1%), and mobile phase B, water (22%):acetonitrile (78%):trifluoroacetic acid (0.1%); retention time, 15 min (purity 99.7%). Anal. Calcd for $\text{C}_{23}\text{H}_{34}\text{O}_5$: C, 70.74; H,

JOC Article

romethane–hexanes to give 1657 g (80%) of pure product; mp 113–115 °C; $[\alpha]^{25}_D +150.5$ (*c* 0.324, MeOH). IR 3416, 3080, 2925, 255, and 703 cm^{-1} ; ^1H NMR (MeOH, 300 MHz) δ 6.99 (s, 3H, $J=6$ Hz), 1.1–2.30 (m, 19H), 2.41–2.45 (m, 2H), 2.64–2.78 (m, 2H), 3.45–3.54 (m, 1H), 3.55–3.81 (m, 1H), 6.65 (d, 1H, $J=8$ Hz), 6.73 (d, 1H, $J=8$ Hz), 6.99 (t, 1H, $J=8$ Hz); ^{13}C NMR (MeOH, 75 MHz) δ 13.1, 22.4, 25.2, 25.3, 28.3, 31.8, 32.7, 33.3, 34.7, 37.0, 41.0, 51.3, 71.6, 76.3, 112.5, 119.2, 124.7, 127.7, 140.5, 152.8; UV, λ_{max} MeOH, 217 nm; HPLC, Waters Hypersil ODS column ($3.9 \times 150 \text{ mm}$), 5 μm ; flow rate 2.0 mL/min; mobile phase A, water (60%):acetonitrile (40%):trifluoroacetic acid (0.1%), and mobile phase B, water (22%):acetonitrile (78%):trifluoroacetic acid (0.1%); retention time, 15 min (purity 99.9%). Anal. Calcd for $\text{C}_{23}\text{H}_{34}\text{O}_5$: C, 70.74; H, 8.78.

in vacuo. The resulting solution was diluted with water and extracted with ethyl acetate (this process removes impurities). The aqueous layer was acidified to pH 2–3 by addition of 3 M HCl maintaining the temperature about 0 °C and then extracted with ethyl acetate. The combined organic layers were washed with water, dried (Na_2SO_4), treated with charcoal, and concentrated in vacuo to yield crude UT-15 (7) as an off-white solid. This was crystallized by dissolving the solid in ethanol at 50 °C and adding water (1:1). White needles obtained upon standing were filtered, washed with 20% ethanol–water, and dried in a vacuum oven at 55 °C to give 441 g (83%) of pure UT-15 as colorless crystalline solid; mp 126–127 °C; $[\alpha]^{25}_D +52.6$ (*c* 0.453, MeOH), $[\alpha]^{25}_D +34.0^\circ$ (*c* 0.457, EtOH). IR 3385, 2928, 2856, 1739, 1713, 1585, and 779 cm^{-1} ; ^1H NMR (CDCl_3 , 300 MHz) δ 0.87 (t, 3 H, $J=6$ Hz), 1.21–1.86 (m, 13H), 2.02–2.44 (m, 4H), 3.42–3.76 (m, 3H), 3.81 (s, 2H), 3.82–3.94 (m, 1H), 4.63–4.68 (m, 1H), 4.88–4.92 (m, 1H), 4.94–4.98 (m, 1H), 4.99–5.02 (m, 1H), 5.60 (s, 1H), 5.92–6.06 (m, 1H), 6.85 (d, 1H, $J=6$ Hz), 7.20–7.27 (m, 1H), 7.31–7.37 (m, 1H); ^{13}C NMR (MeOH, 75 MHz) δ 13.1, 22.4, 25.1, 25.3, 28.3, 31.8, 32.7, 33.2, 34.7, 36.9, 40.7, 41.0, 51.3, 65.2, 71.6, 76.3, 109.5, 121.1, 125.8, 127.4, 140.8, 155.2, 171.5; UV, λ_{max} MeOH, 217 nm; HPLC, Hypersil ODS column ($4.6 \times 250 \text{ mm}^2$), 5 μm ; flow rate 2.0 mL/min; mobile phase A, water (60%):acetonitrile (40%):trifluoroacetic acid (0.1%), and mobile phase B, water (22%):acetonitrile (78%):trifluoroacetic acid (0.1%); retention time, 15 min (purity 99.7%). Anal. Calcd for $\text{C}_{23}\text{H}_{34}\text{O}_5$: C, 70.74; H, 8.78. Found: C, 70.41; H, 8.83. Compound 7 was identical in all respects to an authentic sample of UT-15.²⁰

Acknowledgment. Scientific contribution and encouragement by Roy A. Swearingen, Ph.D. is gratefully acknowledged. Expert technical assistance was provided by Zhengzhe Song, Gang Zhao, Rajesh K. Singhal, Oscar Ivanov, and David Moriarty.

Supporting Information Available: Listing of barium (II) induced differential chemical shifts in 25a. This material is available free of charge via the Internet at <http://pubs.acs.org>.

DOI: 10.1021/jo044770a
1902 *J. Org. Chem.*, Vol. 69, No. 6, 2004
Liquidia - Exhibit 1009 - Page 13

Liquidia - Exhibit 1009 - Page 1

WHY CHANGE MORIARTY?

- Liquidia asserts a POSA would have combined Moriarty with Phares to “eliminate the intermediate purification step taught by Moriarty, thereby increasing synthetic efficiency and lowering production costs for the synthesis of treprostinil diethanolamine salt.”
- **Neither Moriarty nor Phares notes an existing problem with synthetic efficacy or production costs of the Moriarty process.**
- **Phares does not teach that salt production increases synthetic efficiency or lowers production costs.**

WHY CHANGE MORIARTY?

- Liquidia asserts a POSA would have combined Moriarty with Phares to “eliminate the intermediate purification step taught by Moriarty, thereby increasing synthetic efficiency and lowering production costs for the synthesis of treprostinil diethanolamine salt.”
- **Adding Phares’s salt formation adds steps, forms a new chemical entity, adds to the number of synthetic steps, increases complexity, imparts concerns over stability.**

THE WORKING EXAMPLE IS MORE COMPLEX THAN MORIARTY

Step No. Steps	Former Process (Batch size: 500 g)	Moriarty (EX1009) (Batch size: ~500 g)	Working example of the Process according to the present invention (Batch size: 5 kg)	
Nitrile				
1	Triol weight	500 g	457 g	5,000 g
2	Acetone	20 L (1:40 wt/wt)	20 L	75 L (1:15 wt/wt)
3	Potassium carbonate	1,300 g (6.4 eq)	1145 g	5,200 g (2.5 eq)
4	Chloroacetonitrile	470 g (4.2 eq)	433 g	2,270 g (2 eq)
5	Tetrabutylammonium bromide	42 g (0.08 eq)	39.94 g	145 g (0.03 eq)
6	Reactor size	72-Liter		50-gallon
7	Reflux time	8 hours	8 hours	No heating, Room temperature (rt.) 45 h
8	Hexanes addition before filtration	Yes (10 L)	Yes, 10 L	No
9	Filter	Celite	Celite	Celite
10	Washing	Ethyl acetate (10 L)	Ethyl acetate	Acetone (50 L)
11	Evaporation	Yes	Yes	Yes
12	Purification	Silica gel column Dichloromethane: 0.5 L Ethyl acetate: 45 L Hexane: 60 L	Silica gel column Ethyl acetate: 20-50% Hexane: 80-50%	No column
13	Evaporation after column	Yes	Yes	No
14	Yield of nitrite	109-112% Treprostinil (intermediate)	100%	Not checked
15	Methanol	7.6 L (50-L reactor)	7 L	50 L (50-gal reactor)
16	Potassium hydroxide	650 g (8 eq)	538 g	3,375g (4 eq)
17	Water	2.2 L	1.8 L	17 L
18	% of KOH	30%	30%	20%
19	Reflux time	3-3.5 h	3 h	4-5 h
20	Acid used	2.6 L (3M)	3M HCl	12 L (3M)
21	Removal of impurities	3 x 3 L Ethyl acetate	Ethyl acetate	2 x 20 L Ethyl acetate
22	Acidification	0.7 L	3 M HCl	6.5 L
23	Ethyl acetate extraction	5 x 17 L = 35 L	Yes	90 + 45 + 45 = 180 L
24	Water washing	2 x 8 L	Yes	3 x 40 L
25	Sodium bicarbonate washing	Not done	Not done	120 g in 30 L water + 15 L brine
26	Brine washing	Not done	Not done	1 x 40 L
27	Sodium sulfate	1 kg	Yes	Not done
28	Sodium sulfate filtration	Before charcoal, 6 L ethyl acetate	Yes	N/A
29	Charcoal	170 g, reflux for 1.5 h, filter over Celite, 11 L ethyl acetate	Yes	Pass hot solution (75° C.) through charcoal cartridge and clean filter. 70 L ethyl acetate
30	Evaporation	Yes, to get solid intermediate treprostinil	Yes, to get solid intermediate treprostinil	Yes, adjust to 150 L solution

THE WORKING EXAMPLE IS MORE COMPLEX THAN MORIARTY

Step No.	Steps	Former Process (Batch size: 500 g)	present invention (Batch size: 5 kg)
Nitrile			
1	Triol weight	500 g	5,000 g
2	Acetone	20 L (1:40 wt/wt)	75 L (1:15 wt/wt)
3	Potassium carbonate	1,300 g (6.4 eq)	5,200 g (2.5 eq)
4	Chloroacetonitrile	470 g (4.2 eq)	2,270 g (2 eq)
5	Tetrabutyl-ammonium bromide	42 g (0.08 eq)	145 g (0.03 eq)
6	Reactor size	72-Liter	50-gallon
7	Reflux time	8 hours	No heating, Room temperature (r.t.) 45 h
8	Hexanes addition before filtration	Yes (10 L)	No
9	Filter	Celite	Celite
10	Washing	Ethyl acetate (10 L)	Acetone (50 L)
11	Evaporation	Yes	Yes
12	Purification	Silica gel column Dichloromethane: 0.5 L Ethyl acetate: 45 L Hexane: 60 L	No column
13	Evaporation after column	Yes	No
14	Yield of nitrite	109-112%	Not checked
Treprostinil (intermediate)			
15	Methanol	7.6 L (50-L reactor)	50 L (50-gal reactor)
16	Potassium hydroxide	650 g (8 eq)	3,375g (4 eq)
17	Water	2.2 L	17 L
18	% of KOH	30%	20%
19	Reflux time	3-3.5 h	4-5 h
20	Acid used	2.6 L (3M)	12 L (3M)

21	Removal of impurities	3 x 3 L Ethyl acetate	2 x 20 L Ethyl acetate
22	Acidification	0.7 L	6.5 L
23	Ethyl acetate extraction	5 x 17 L = 35 L	90 + 45 + 45 = 180 L
24	Water washing	2 x 8 L	3 x 40 L
25	Sodium bicarbonate washing	Not done	120 g in 30 L water + 15 L brine
26	Brine washing	Not done	1 x 40 L
27	Sodium sulfate	1 kg	Not done
28	Sodium sulfate filtration	Before charcoal, 6 L ethyl acetate	N/A
29	Charcoal	170 g, reflux for 1.5 h, filter over Celite, 11 L ethyl acetate	Pass hot solution (75° C.) through charcoal cartridge and clean filter, 70 L ethyl acetate
30	Evaporation	Yes, to get solid intermediate treprostinil	Yes, adjust to 150 L solution
Treprostinil Diethanolamine Salt			
31	Salt formation	Not done	1,744 g diethanolamine, 20 L ethanol at 60-75° C.
32	Cooling	N/A	To 20° C. over weekend; add 40 L ethyl acetate; cooled to 10° C.
33	Filtration	N/A	Wash with 70 L ethyl acetate
34	Drying	N/A	Air-dried to constant wt., 2 days

Treprostinil (from 1.5 kg Treprostinil diethanolamine salt)			
35	Hydrolysis	N/A	15 L water + 25 L ethyl acetate + HCl
36	Extraction	N/A	2 x 10 L ethyl acetate
37	Water wash	N/A	3 x 10 L
38	Brine wash	N/A	1 x 10 L
39	Sodium sulfate	N/A	1 kg, stir
40	Filter	N/A	Wash with 6 L ethyl acetate
41	Evaporation	N/A	To get solid, intermediate Treprostinil
42	Crude drying on tray	1 or 3 days	Same
43	Ethanol & water for cryst.	5.1 L + 5.1 L	10.2 L + 10.2 L (same %)
44	Crystallization	20-L rotavap flask	50-L jacketed reactor
45	Temperature of crystallization	2 h r.t., fridge -0° C. 24 h	50° C. to 0° C. ramp, 0° C. overnight
46	Filtration	Buchner funnel	Aurora filter
47	Washing	20% (10 L) cooled ethanol-water	20% (20 L) cooled ethanol-water
48	Drying before oven	Buchner funnel (20 h) Tray (no)	Aurora filter (2.5 h) Tray (4 days)
49	Oven drying	15 hours, 55° C.	6-15 hours, 55° C.
50	Vacuum	<-0.095 mPA	<5 Torr
51	UT-15 yield weight	~535 g	~1,100 g
52	% yield from triol)	~91%	~89%
53	Purity	~99.0%	99.9%

DR. WINKLER'S CHEMICAL IMPOSSIBILITY

“Dr. Pinal argues that a POSA would not be motivated to eliminate the crude treprostinil isolation step because ‘the POSA would have to first neutralize the KOH by means of an acid work-up to access neutral treprostinil free acid’...Moriarty discloses that KOH can be neutralized in the presence of methanol using HCl to access the neutral treprostinil free acid. See Ex. 1009 at 13 (‘Then the reaction mixture was refluxed for 3 h and cooled at 0 °C, then 3 M aqueous HCl was added until pH 10-12.’).”
- Dr. Winkler

Reply Declaration of Jeffrey D. Winkler, Ph.D.
IPR2020-00770

60, 291.

102. A POSA would be motivated to eliminate this isolation step because a POSA would know that it would be more efficient to form a salt from a preexisting solution, without recourse to isolation of a solid, re-dissolving that solid, and then forming a salt. If a POSA actually carried out an isolation step, then a POSA would have to re-dissolve the crude treprostinil carboxylic acid in order to apply the salt formation step of Phares. A POSA would therefore be motivated to eliminate the isolation step to most efficiently prepare the treprostinil salt.

103. Dr. Pinal argues that a POSA would not be motivated to eliminate the treprostinil isolation step because “the POSA would *have to* first neutralize treprostinil by means of an acid work-up to access neutral treprostinil free acid.” Ex. 1009 at ¶ 158 (emphasis in original). According to Dr. Pinal, “an acid work-up would risk the esterification of treprostinil to form treprostinil methyl ester, when done in the presence of methanol.” *Id.* (citing Ex. 1008 at 18 (“Synthesis of methyl ester of Treprostinil”)). Dr. Pinal’s point is scientifically incorrect. Moriarty discloses that KOH can be neutralized in the presence of methanol using HCl to access the neutral treprostinil free acid. See Ex. 1009 at 13 (“Then the reaction mixture was refluxed for 3 h and cooled at 0 °C, then 3 M aqueous HCl was added until pH 10-12.”). Moriarty does not disclose the presence of any treprostinil methyl ester after neutralization of the KOH base. *Id.* (disclosing resulting 99.7%

73

Liquidia’s Exhibit 1017
IPR2020-00770
Page 77

Liquidia - Exhibit 1002 - Page 1

DR. WINKLER'S ARISTOFF HAIL MARY FAILS TO CONSIDER THE DIFFERENT PROCESSES

“**[T]he neutralization doesn't occur at pH 10 to 12...**I looked at footnote 18(c), I saw the paper by Aristoff...in 1985. And so I looked at that paper to see whether the workup procedure for the formation of the treprostiniil free acid, how that compared to what was described in Moriarty...”

- Dr. Winkler

Volume II
Jeffrey Winkler, Ph.D. Liquidia Technologies, Inc. vs.
United Therapeutics Corporation

1 Q. Do you know if you reviewed any
2 documents or materials that were not part of the
3 record in this IPR?
4 A. We looked at one journal publication
5 that I'm not sure -- the Aristoff paper, and I'm
6 not sure it was in the exhibits or not. It was
7 referenced 18(c) in the Moriarty paper, which I
8 think is Exhibit 1009.
9 (Thereupon, Exhibit Number
10 1009, previously marked for
11 identification, was referred to.)
12 BY MR. CARSTEN:
13 Q. Why did you look at reference 18(c)
14 of the Aristoff paper?
15 MS. KANNAPPAN: Objection to the
16 extent it calls for any conversations you
17 had with your lawyers, especially the
18 substance of them. Dr. Winkler, you don't
19 have to answer if that's what the question
20 is calling for.
21 THE WITNESS: I looked at 18(c)
22 because I was curious to see what the
23 reaction conditions were for the workup
24 that was done by Aristoff compared to what
25 had been reported by Moriarty.

www.aptusCR.com Page 168
IPR2020-00770
United Therapeutics EX2032
Page 18 of 222
IPR2020-00770
United Therapeutics EX2032
Page 19 of 222

WHAT HAPPENED TO THE EFFICIENCY RATIONALE?

“**[T]he neutralization doesn’t occur at pH 10 to 12...**[M]ost of the solvent was removed in vacuo. The resulting solution was diluted with water and extracted in ethyl acetate...The aqueous layer was acidified to pH 2 to 3 by addition of 3 molar HCl...**and then extracted with ethyl acetate.**

- Dr. Winkler

- **Dr. Winkler backtracks to agree Moriarty’s full work-up needs to be performed before salt form can be pursued.**

Volume II
Jeffrey Winkler, Ph.D. Liquidia Technologies, Inc. vs.
United Therapeutics Corporation

1 Q. Do you know if you reviewed any
2 documents or materials that were not part of the
3 record in this IPR?
4 A. We looked at one journal publication
5 that I'm not sure -- the Aristoff paper, and I'm
6 not sure it was in the exhibits or not. It was
7 referenced 18(c) in the Moriarty paper, which I
8 think is Exhibit 1009.
9 (Thereupon, Exhibit Number
10 1009, previously marked for
11 identification, was referred to.)
12 BY MR. CARSTEN:
13 Q. Why did you look at reference 18(c)
14 of the Aristoff paper?
15 MS. KANNAPPAN: Objection to the
16 extent it calls for any conversations you
17 had with your lawyers, especially the
18 substance of them. Dr. Winkler, you don't
19 have to answer if that's what the question
20 is calling for.
21 THE WITNESS: I looked at 18(c)
22 because I was curious to see what the
23 reaction conditions were for the workup
24 that was done by Aristoff compared to what
25 had been reported by Moriarty.

Page 168
www.apetusCR.com
IPR2020-00770
United Therapeutics EX2032
Page 18 of 222
IPR2020-00770
United Therapeutics EX2032
Page 19 of 222

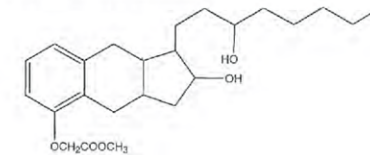
DR. WINKLER'S BACKTRACK UNDERMINES ANY MOTIVATION

Synthesis of Tritreprostiniol diethanolamine (UT-15C)

Treprostiniol acid is dissolved in a 1:1 molar ratio mixture of ethanol:water and diethanolamine is added and dissolved. The solution is heated and acetone is added as an antisolvent during cooling.

07081 PCT/US2004/016401

Synthesis of methyl ester of treprostiniol (2)



(2) (1 g; 2.56 mmol) was added to methanol (50 ml) prior saturated with aqueous hydrochloric acid and the mixture swirled to give a clear solution that was allowed to stand overnight at room temperature. Solvent was removed in vacuo and the residue was neutralized with a 20% potassium carbonate solution and extracted in dichloromethane. The organic layer was washed with water, dried over anhydrous magnesium sulfate and evaporated to yield the crude product (0.96 g). Purification by preparative tlc (silica gel plate; eluent: 7:3 (v/v) hexane-ethyl acetate) afforded 2 (0.803; 77.5%), colorless oil.

Synthesis of Tritreprostiniol diethanolamine (UT-15C)

Treprostiniol acid is dissolved in a 1:1 molar ratio mixture of ethanol:water and diethanolamine is added and dissolved. The solution is heated and acetone is added as an antisolvent during cooling.

22

Liquidia - Exhibit 1008 - Page 24

Liquidia - Exhibit 1008 - Page 1

UT EX2036

WHY CHANGE MORIARTY?

“Moriarty **does not teach preparation of a diethanolamine salt of treprostinil or preparation of a pharmaceutical product comprising treprostinil salt.**”

- Dr. Winkler

Petition for *Inter Partes Review* of
U.S. Patent No. 9,604,901 B2

and Phares because the combination of Moriarty and Phares discloses the same process steps and same treprostinil product of the '901 patent.

149. However, Moriarty does not teach preparation of a diethanolamine salt of treprostinil or preparation of a pharmaceutical product comprising treprostinil salt.

150. Phares teaches preparation of treprostinil diethanolamine by dissolving treprostinil acid and treating it with diethanolamine. (Ex. 1008 at 22.) Phares further discloses two polymorphs of treprostinil diethanolamine and their relative stabilities. (*Id.* at 85-89.)

151. A POSA would have found it obvious and been motivated to prepare the treprostinil diethanolamine salt of Phares from the treprostinil free acid obtained by the process of Moriarty for two reasons. First, a POSA would have sought to combine Phares and Moriarty because Phares is directed to improving treprostinil, and the Moriarty process, including those steps claimed by the '901 patent, was a well-known way to make treprostinil. Second, a POSA would have sought to combine Moriarty and Phares in order to eliminate the intermediate purification step taught by Moriarty, thereby increasing synthetic efficiency and lowering production costs for the synthesis of treprostinil diethanolamine salt. A POSA would understand that an intermediate purification step should be unnecessary because not

52

Liquidia - Exhibit 1002 - Page 56

Liquidia - Exhibit 1002 - Page 1

UT EX2036

DEMONSTRATIVE EXHIBIT – NOT EVIDENCE

WHY CHANGE MORIARTY?

Q: “Does Moriarty teach converting the treprostinil back into a salt?”

Dr. Winkler: “Moriarty does not explicitly teach that, no.”

Jeffrey Winkler, Ph.D. Liquidia Technologies, Inc. vs.
United Therapeutics Corporation

1 MS. KANNAPPAN: Objection. Form.
2 A. Well, I don't know exactly what you mean
3 by precursor compound.
4 I would say that a POSA reading this
5 experimental procedure for the formation of 7, would
6 understand that Moriarty, in fact, is preparing salt
7 of treprostinil, the treprostinil carboxylate, on
8 the third line of the experimental procedure.
9 **Q. Is Moriarty teaching preparing that salt
10 as the final product?**
11 A. That compound, the treprostinil salt
12 that's described in Moriarty procedure for making 7,
13 is not the final product. The final product is
14 indeed Compound 7.
15 **Q. Does Moriarty teach converting the
16 treprostinil back into a salt?**
17 A. Moriarty does not explicitly teach that,
18 no, but I think, as I mentioned in my declaration,
19 that's something that a POSA -- would be
20 straightforward chemistry for a POSA to do.
21 And, in fact, I think that Moriarty
22 probably would have been aware of something like
23 Rmodulin, R-E-M-O-D-U-L-I-N, which is the sodium
24 salt of treprostinil, and so would understand the
25 advantages of and importance of salt formation, even

Page 130

www.aptusCR.com

IPR2020-00770
United Therapeutics EX2026
Page 130 of 173

IPR2020-00770
United Therapeutics EX2026
Page 1 of 173

UT EX2036

DR. WINKLER ADMITS MORIARTY DOES NOT TEACH AT LEAST:

1. A pharmaceutical batch consisting of treprostnil or a salt thereof and impurities resulting from (a) alkylating a benzindene triol, (b) hydrolyzing the product of step (a) to form a solution comprising treprostnil, (c) containing the solution comprising treprostnil from step (b) with a base to form a salt of treprostnil, (d) isolating the salt of treprostnil, and (e) optionally reacting the salt of treprostnil with an acid to form treprostnil, and

wherein the pharmaceutical batch contains at least 2.9 g of treprostnil or its salt.

2. The pharmaceutical batch of claim 1, which has been dried under vacuum.

3. A pharmaceutical product comprising a therapeutically effective amount of treprostnil from a pharmaceutical batch as claimed in claim 1.

4. A pharmaceutical product comprising a therapeutically effective amount of a salt treprostnil from a pharmaceutical batch as claimed in claim 1.

5. The product of claim 4, wherein the salt is the diethanolamine salt of treprostnil.

6. A method of preparing a pharmaceutical product from a pharmaceutical batch as claimed in claim 1, comprising storing a pharmaceutical batch of a salt of treprostnil as claimed in claim 1 at ambient temperature, and preparing a pharmaceutical product from the pharmaceutical batch after storage.

7. A method as claimed in claim 6, wherein the salt of treprostnil is a diethanolamine salt.

8. A method of preparing a pharmaceutical batch as claimed in claim 1, comprising (a) alkylating a benzindene triol, (b) hydrolyzing the product of step (a) to form a solution comprising treprostnil, (c) contacting the solution comprising treprostnil from step (b) with a base to form a salt of treprostnil, (d) isolating the salt of treprostnil, and (e) optionally reacting the salt of treprostnil with an acid to form treprostnil.

9. A method as claimed in claim 8, wherein the salt of treprostnil is a diethanolamine salt.

NO ESTABLISHED MOTIVATION TO COMBINE

- Moriarty and Phares teach different compounds and have different focuses and aims.
- The mere fact that a modification *could* be made falls well short of a motivation such that the POSA would have made the modification.

“**[I]t is not enough** to show that ‘a skilled artisan, once presented with the two references, would have understood that they could be combined.’”

- *Johns Manville Corp. v. Knauf Insulation, Inc.*, IPR2018-00827, Paper 9, 10-11 (2018) (informative) (citing *Personal Web Techs., LLC v. Apple, Inc.*, 848 F.3d 987, 993 (Fed. Cir. 2017)).

MORIARTY + PHARES ARE DIRECTED TO DIFFERENT PROBLEMS

- Moriarty only addresses improving the **synthesis** of treprostinil.
 - Does not address or contemplate salts, prodrugs, or enantiomers thereof.
 - Does not identify anything wrong, inefficient, or undesirable about its synthesis or treprostinil product.
 - Teaches treprostinil for subcutaneous injection.
- Phares contemplates chemical modifications to treprostinil, focusing on prodrugs and their enantiomers, to yield an oral, topical, or transdermal drug.
 - Teaches treprostinil's absolute oral bioavailability is less than 10%.
 - Teaches treprostinil is irritating on skin contact, while prodrugs are not.
 - Does not teach scalability or purity.
 - Notes treprostinil diethanolamine is hygroscopic and polymorphic.

LIQUIDIA'S BELATED MOTIVATION ARGUMENTS

LIQUIDIA IMPROPERLY EXPANDS ON PETITION IN REPLY

- **Argues new motivations to combine Moriarty with Phares including:**
 - Crystal morphology
 - Safety
 - Improved bioavailability

A PROPERLY CREDENTIALLED POSA UNDERSTANDS THAT CRYSTAL MORPHOLOGY IS IMPORTANT

“Crystal morphology is an important consideration when selecting a salt form.”

- Stahl

62

PHARMACEUTICAL SALTS:

3.6. Density

For solids, different expressions of density have been defined and are considered to be of practical importance for powdered solids. The *tapped density* and the *bulk density* (also called *poured density*) describe the bulking properties of a powder and are an indirect measure of the flow properties of the powder resulting from the distributions of particle size, shape, and surface area. On the other hand, the *true density* as a theoretically derived parameter depends on the packing of the molecules in the crystal structure. It is determined by the volume of the unit cell, the number of molecules contained therein, and the molecular weight. Thus, the true density can be calculated if the crystal structure has been determined by X-ray analysis. Experimentally, the true density is measured in a gas pycnometer with He as displacement gas, as described in USP XXIV. According to one of the four thermodynamic rules for polymorphs established by Burger [23], under the conditions of measurement the more densely packed form is the more stable form at 0 K. For example, the densities of three crystalline modifications of the purine derivative, MKS 492, are 1.422, 1.411, and 1.400 g/cm³ [60]. A complete study of the polymorphic behavior of MKS 492 demonstrated that two less dense forms are monotropic in relation to the crystalline modification with the highest density. However, while the density rule is obeyed by MKS 492, it fails for some polymorphic systems. Of the four thermodynamic rules, the heat of fusion rule and the heat of transition rule are found to be more reliable.

3.7. Morphology

Crystal morphology is an important consideration when selecting a salt form. Generally, needle-shape crystals are not desirable because of their poor flow properties [61]. Therefore, it is usual to examine and to compare the crystals under a magnifying glass, light microscope, or scanning electron microscope (SEM). The microscopic techniques have been augmented by image analysis for comparing the morphology of different salts [62] [63]. Morphology of anisotropic crystals may be modified by the conditions of crystallization (crystal engineering) [65].

4. Kinetic Aspects

If phase transformations were based solely on thermodynamic rules, stable crystal forms should be obtained quite easily. However, kinetic factors

IPR2020-00770
United Therapeutics EX2008
Page 40 of 183

70

United Therapeutics EX2008
Page 1 of 183

MORIARTY DISCLOSES NEEDLE-SHAPED CRYSTALS

extracted with ethyl acetate. The combined organic layers were washed with water, dried (Na_2SO_4), treated with charcoal, and concentrated in vacuo to yield crude UT-15 (7) as an off-white solid. This was crystallized by dissolving the solid in ethanol at 50 °C and adding water (1:1). White needles obtained upon standing were filtered, washed with 20% ethanol–water, and dried in a vacuum oven at 55 °C to give 441 g (83%) of pure UT-15 as colorless crystalline solid; mp 126–127 °C; $[\alpha]^{25}_{\text{D}}$

LIQUIDIA OFFERS NO ARGUMENT + DR. WINKLER OFFERS NO OPINION ON CRYSTAL MORPHOLOGY

Q: “Is a needle crystal morphology generally desirable in pharmaceutical production?”

Dr. Winkler: “I did not offer an opinion on that...I know that in the Pinal declaration there was discussion of needles being problematic, and taught against.”

Q: “Do you have a basis for a contrary opinion?”

Dr. Winkler: “Like I said, I offered no opinion on this question.”

Jeffrey Winkler, Ph.D. Liquidia Technologies, Inc. vs. United Therapeutics Corporation

1 crystallization leads to the formation of white
2 needles, correct.

3 Q. Okay. Is a needle crystal morphology
4 generally desirable in pharmaceutical production?

5 MS. KANNAPPAN: Objection. Form.
6 Calls for speculation.

7 A. Yeah. I did not offer an opinion on
8 that.

9 Q. Based on your education, do you know the
10 answer to that question?

11 A. I know that in the Pinal declaration,
12 there was discussion of needles being problematic,
13 and taught against.

14 Q. Do you have a basis for a contrary
15 opinion?

16 A. Like I said, I offered no opinion on
17 this question.

18 Q. Did you take into account the
19 desirability of any particular crystal morphology in
20 evaluating the Moriarty reference?

21 MS. KANNAPPAN: Objection. Form.
22 A. I think my purpose in evaluating the
23 Moriarty reference was simply to establish that this
24 provided a method, a fairly detailed method, for the
25 synthesis of tereprostinal acid. And that was really

www.aptusCR.com Page 135

THE PRIOR ART CONFIRMS MORIARTY'S NEEDLES WOULD HAVE BEEN UNDESIRABLE

“Generally, **needle-shaped crystals are not desirable** because of their poor flow properties.”

- Stahl

62

PHARMACEUTICAL SALTS:

3.6. Density

For solids, different expressions of density have been defined and are considered to be of practical importance for powdered solids. The *tapped density* and the *bulk density* (also called *poured density*) describe the bulking properties of a powder and are an indirect measure of the flow properties of the powder resulting from the distributions of particle size, shape, and surface area. On the other hand, the *true density* as a theoretically derived parameter depends on the packing of the molecules in the crystal structure. It is determined by the volume of the unit cell, the number of molecules contained therein, and the molecular weight. Thus, the true density can be calculated if the crystal structure has been determined by X-ray analysis. Experimentally, the true density is measured in a gas pycnometer with He as displacement gas, as described in USP XXIV. According to one of the four thermodynamic rules for polymorphs established by Burger [23], under the conditions of measurement the more densely packed form is the more stable form at 0 K. For example, the densities of three crystalline modifications of the purine derivative, MKS 492, are 1.422, 1.411, and 1.400 g/cm³ [60]. A complete study of the polymorphic behavior of MKS 492 demonstrated that two less dense forms are monotropic in relation to the crystalline modification with the highest density. However, while the density rule is obeyed by MKS 492, it fails for some polymorphic systems. Of the four thermodynamic rules, the heat of fusion rule and the heat of transition rule are found to be more reliable.

3.7. Morphology

Crystal morphology is an important consideration when selecting a salt form. Generally, needle-shape crystals are not desirable because of their poor flow properties [61]. Therefore, it is usual to examine and to compare the crystals under a magnifying glass, light microscope, or scanning electron microscope (SEM). The microscopic techniques have been augmented by image analysis for comparing the morphology of different salts [62] [63]. Morphology of anisotropic crystals may be modified by the conditions of crystallization (crystal engineering) [65].

4. Kinetic Aspects

If phase transformations were based solely on thermodynamic rules, stable crystal forms should be obtained quite easily. However, kinetic factors

IPR2020-00770
United Therapeutics EX2008
Page 40 of 183

70

United Therapeutics EX2008
Page 1 of 183

UT EX2036

...ONLY AT THE REPLY STAGE DID DR. WINKLER DEVELOP A THEORY BASED ON PINAL'S TESTIMONY

“[A] POSA would have been motivated to eliminate the crystallization steps of Moriarty [to]...**avoid formation of the ‘white needles,’** which Dr. Pinal explains are associated with **manufacturing difficulties**...and directly form the treprostnil salt of Phares from the treprostnil solution of Moriarty.”

- Dr. Winkler

Reply Declaration of Jeffrey D. Winkler, Ph.D.
IPR2020-00770

in ethanol at 50 °C and adding water (1:1). White needles obtained upon standing were filtered, washed with 20% ethanol-water, and dried in a vacuum oven at 55 °C to give 441 g (83%) of pure UT-15 as colorless crystalline solid

Ex. 1009 at 13.

142. With respect to the yellow highlighted step, for the reasons stated above in Section XI.E.1, a POSA would be motivated to eliminate the crude treprostnil isolation step of Moriarty because a POSA would know that it would be more efficient to form a salt from a preexisting solution, without recourse to isolation of the treprostnil free acid solid, re-dissolving that solid, and then forming the treprostnil (diethanolamine) salt. See Ex. 1005 at 47.

143. With respect to the green highlighted step, a POSA would have been motivated to eliminate the crystallization steps of Moriarty because crystallization would not be needed if isolation of crude treprostnil is eliminated during the process of salt formation, and (b) eliminating crystallization would avoid formation of the “white needles,” which Dr. Pinal explains are associated with manufacturing difficulties. Ex. 2025 at ¶ 267 (quoting Ex. 2008 at 62) (“Generally, needle-shape crystals are not desirable because of their poor flow properties.”); see also Ex. 2025 at ¶ 268 (“In my industrial experience, in more than one occasion I was involved in the characterization work that led to the rejection of particular

98

Liquidia's Exhibit 1017
IPR2020-00770
Page 102

Liquidia's Exhibit 1017
IPR2020-00770
Page 103

UT EX2036

BUT EVEN DR. WINKLER AGREES MORPHOLOGY WOULD STILL BE UNPREDICTABLE

“My understanding is that the morphology of the salt would not necessarily follow from the morphology of the free acid, that’s correct, if that’s what you’re asking.”

- Dr. Winkler

Volume II
Jeffrey Winkler, Ph.D.

Liquidia Technologies, Inc. vs.
United Therapeutics Corporation

1 able to predict the crystal morphology or crystal
2 shape of any particular salt form of that
3 molecule, correct?
4
5 MS. KANNAPPAN: Objection, form.
6 THE WITNESS: My understanding is
7 that the morphology of the salt would not
8 necessarily follow from the morphology of
9 the free acid, that’s correct, if that’s
10 what you’re asking.
11 MR. CARSTEN: Why don’t we take a
12 little break. I may have a small section
13 or -- or a not-so-small section,
14 depending, but I do believe that
15 regardless, maybe a 10-minute break now
16 will expedite the remainder of the day for
17 me.
18 (Thereupon, a brief recess was
19 taken.)
20 BY MR. CARSTEN:
21 Q. Welcome back, Dr. Winkler.
22 A. Thank you.
23 Q. Same question that I’ve asked after
24 each break:
25 Did you consult with anyone about the
subject matter of your deposition during the

BATRA CONFIRMS CRYSTAL MORPHOLOGY CHALLENGES

“In light of the above-mentioned issues, **it was important to develop a more controlled crystallization process to achieve only one form and a desired morphology from a formulation standpoint.** This paper describes the **problems faced during crystallization development.**”

- Batra




Figure 1. DSC overlay of treprostinil diethanolamine (top to bottom) and sample after storage.

Treprostinil (1, UT-15) (Scheme 1) belongs to a class of stable analogues of PGI₂ called benzindene prostacyclins.¹⁰ UT-15 (1) is effective in the treatment of pulmonary arterial hypertension (PAH), a debilitating and often fatal lung disease, and has been approved by the FDA for treatment of PAH.¹¹ UT-15 is delivered subcutaneously or intravenously via a microinfusion device, has a relatively short biological half-life and is not degraded upon passage through the lungs.

The goal of this project was to identify an oral prostacyclin analogue for the treatment of PAH that was bioavailable, soluble in water, and easy to deliver. Various salts of UT-15 (1) were screened, and the treprostinil diethanolamine salt (UT-15C, 3) showed promising physical characteristics for formulation as an oral drug.

Polymorphism. Two polymorphic forms of UT-15C (3), Form A and Form B, have been identified to date. Preparation of early developmental batches of UT-15C produced Form A. However, upon storage, some of Form A partially converted to Form B to form a mixture of Forms A and B (based on melting point and confirmed by differential scanning calorimetry and XRPD data; Figures 1 and 2). On the basis of these findings, it was hypothesized that Form B was thermodynamically more stable and Form A was a metastable form, but the latter is supported by solubility data.

The “Oswald rule of solubility” states that the more kinetically accessible form is the more readily observed form.

This phenomenon is widely observed with many pharmaceutical ingredients (APIs) in the pharmaceutical industry. The melting temperatures of Form A (T_m^A) and Form B (T_m^B) were about 103 and 107 °C, respectively, and the

(8) Timko, R. J.; Crockett, A.; Bradley, R. J. EP Patent 0,490,948, 1992; *Chem. Abstr.* 1992, 117, 97344.

(9) Boland, A.; Mottram, F. EP Patent 0,022,527, 1982; *Chem. Abstr.* 1981, 94, 162743.

(10) Moriarty, R. M.; Kani, N.; Easche, L. A.; Rao, M. S.; Itoya, H.; Guo, L.; Penman, R. A.; Sauerbrey, J. P.; Tuller, S. M.; Prakash, O.; Cich, D.; Hiteoppan, A.; Qiladi, R. *J. Org. Chem.* 2004, 69, 1890-1902, and references therein.

(11) (a) Lewis, P. J.; O’Grady, J., Eds. *Clinical Pharmacology of Prostacyclin*; Raven Press: New York, 1981. (b) Vane, J. O’Grady, J., Eds. *Thrombotic Applications of Prostacyclin*; Edward Arnold: London, UK, 1993. (c) Vane, J. R.; Bergstrom, S., Eds. *Prostacyclin*; Raven Press: New York, 1979. (d) Moacada, S.; Vane, J. R. *Pharmacol. Rev.* 1979, 30, 299-331.

(12) Oswald, W. Z. *Phys. Chem.* 1897, 22, 289.

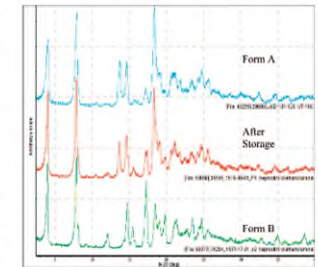


Figure 2. X-ray powder diffraction (XRPD) pattern comparison of treprostinil diethanolamine salt (UT-15C) Form A, Form A after storage, and Form B.

measured heat of fusion for Forms A and B were 109.0 J/g (53.955 kJ/mol) and 109.2 J/g (54.054 kJ/mol), respectively.

The synthesis of UT-15C (3), faced a number of challenges during the early development of the final crystallization step. The first problem to overcome was the tendency of the compound to oil-out (formation of gummy-mass) by finding the right solvent ratio. The second obstacle was designing a crystallization process that produced the desired form (Form B) consistently.

In light of the above-mentioned issues, it was important to develop a more controlled crystallization process to achieve only one form and desired morphology from a formulation standpoint. This paper describes the problems faced during the crystallization development and provides the findings and solutions that successfully resulted in a robust crystallization process for UT-15C, producing the desired form with desired particle properties (Figure 3 shows the overlay of XRPD pattern of Form A and Form B). The peaks at 13.7° 2θ and 17.2° 2θ were the characteristic values for Forms A and B, respectively, in the XRPD analysis.

Form A is a crystalline material that melts at 103–104 °C. Form B is a crystalline form that melts at a higher temperature, 106–108 °C, and was observed to form under a variety of conditions (Figure 4 shows the DSC and thermogravimetric analysis (TGA) of Form A and Form B). Evaluation of the

NEW SAFETY MOTIVATION INTRODUCED IN REPLY

“A POSA would be motivated to form a salt of treprostinil because it was known that treprostinil diethanolamine had no safety problems relative to the FDA-approved drug, Remodulin.”

- Dr. Winkler

Reply Declaration of Jeffrey D. Winkler, Ph.D.
IPR2020-00770

83. This finding is unsurprising, given that POSAs were aware that organic salts can “exhibit enhanced bioavailability and desirable formulation characteristics.” Ex. 1034 (Berge) at 7. Thus, a POSA would be motivated to form a salt form of treprostinil in order to improve bioavailability.

2. No Safety Problems Relative to FDA-Approved Remodulin

A POSA would be motivated to form a salt of treprostinil because it is known that treprostinil diethanolamine had no safety problems relative to the FDA-approved drug, Remodulin®. In fact, Phares expressly discloses that the “safety profile with UT-15C (treprostinil diethanolamine) is consistent with the reported safety profile and product labeling of [FDA-approved] Remodulin (treprostinil sodium) and other prostacyclin analogs.” Ex. 1008 at 83; *see also* Ex. 1018 at 147:22-149:9.

D. A POSA Would Have Had a Reasonable Expectation of Success in Forming Treprostinil Diethanolamine Based on the Disclosures in Phares

100. I disagree with Dr. Pinal that a POSA would not have had a reasonable expectation of success in accessing treprostinil diethanolamine based on the teachings of Phares. Ex. 2025 at ¶¶ 157-163. Phares specifically discloses combining a starting batch of treprostinil carboxylic acid and a base. Ex. 1008 at 22. In particular, Phares teaches dissolving treprostinil acid in a 1:1 molar ratio mixture of ethanol: water and **diethanolamine** (i.e., a base) to produce UT-15C

71

Liquidia's Exhibit 1017
IPR2020-00770
Page 75

Liquidia's Exhibit 1017
IPR2020-00770
Page 1

NEW BIOAVAILABILITY MOTIVATION INTRODUCED IN REPLY

Q: “Phares and its disclosure and discussion of bioavailability was available to you at the time of your original report in this case, correct?”

Dr. Winkler: “Phares, which contains the discussion of bioavailability, of which I was aware, was available to me at the time of my first declaration. That is correct.”

Volume II Liquidia Technologies, Inc. vs.

Volume II Jeffrey Winkler, Ph.D. Liquidia Technologies, Inc. vs. United Therapeutics Corporation

1 BY MR. CARSTEN:
2 Q. Sure. We went through earlier how
3 your opening report was not signed under penalty
4 of perjury.
Do you remember that?
A. Yes, I do.
7 Q. Okay. So Phares and its disclosure
8 and discussion of bioavailability was available
9 to you at the time of your original report in
10 this case, correct?
11 MS. KANNAPPAN: Objection to form.
12 THE WITNESS: Phares was
13 certainly -- Phares, which contains the
14 discussion of bioavailability, of which I
15 was aware, was available to me at the time
16 of my first declaration. That's correct.
17 BY MR. CARSTEN:
18 Q. Okay. Would a person of ordinary
19 skill in the art understand that a sodium salt of
20 treprostinil would have improved bioavailability
21 relative to the free acid?
22 MS. KANNAPPAN: Objection, form,
23 incomplete hypothetical.
24 THE WITNESS: So what I state here
25 in paragraph 98 is that a POSA would be

www.apetusCR.com Page 252

IPR2020-00770
United Therapeutics EX2032
Page 102 of 222

LIQUIDIA FAILED TO ESTABLISH REASONABLE EXPECTATION OF SUCCESS

LIQUIDIA FAILS TO ANALYZE THE CLAIMS AS A WHOLE

- Liquidia argues that “Phares successfully performed” the step of reacting treprostinil with diethanolamine to form a treprostinil diethanolamine salt.
- But that’s not relevant to the dispute.
- And none of the claims are directed solely to reacting treprostinil with diethanolamine.

Criticizing piecemeal analysis of both the claims and the prior art that “**selected bits and pieces** from prior art patents that might be modified to fit its **legally incorrect** interpretation of each claim as consisting of one word.”

- *KSR Int’l Co. v. Teleflex Inc.*, 550 U.S. 398, 406 (2007); accord *Panduit Corp. v. Dennison Mfg. Co.*, 810 F.2d 1561, 1577-78 (Fed. Cir. 1987)

LIQUIDIA'S EXPECTATION OF SUCCESS ARGUMENT IS ALL CONCLUSION + NO SUBSTANCE

- Dr. Winkler provides no support for his conclusions that a POSA would have had a reasonable expectation of success in achieving what Liquidia suggests.
- Expert testimony without basis is entitled to little or no weight.
 - 37 C.F.R. §42.65(a)

“It is well established that **conclusory statements** of counsel or a witness that a patent is invalid **do not raise a genuine issue of fact.**”

- *Biotec Biologische Naturverpackungen v. Biocorp., Inc.*
249 F.3d 1341, 1353 (Fed. Cir. 2001)

THE ART TEACHES CHALLENGES, NOT SUCCESSES

- Moriarty teaches difficulties associated with treprostinil's synthesis, purification, and scale up.
- Phares teaches complicating polymorphic forms and hygroscopicity of treprostinil diethanolamine.
- **A POSA would have been disincentivized to work on a challenging synthesis that yields multiple polymorphic forms of expected hygroscopic material.**

LIQUIDIA'S OWN ART HIGHLIGHTS UNPREDICTABILITY

“Choosing the appropriate salt, however, **can be a very difficult task**, since each salt imparts unique properties to the parent compound...Unfortunately, there is **no reliable way of predicting the influence of a particular salt species on the behavior of the parent compound**. Furthermore, even after many salts of the same basic agent have been prepared, **no efficient screening techniques exist** to facilitate selection of the salt most likely to exhibit the desired pharmacokinetic, solubility, and formulation properties.” - Berge

Journal of Pharmaceutical Sciences

JANUARY 1977
VOLUME 66 NUMBER 1



REVIEW ARTICLE

Pharmaceutical Salts

STEPHEN M. BERGE*, LYLE D. BIGHLEY*, and
DONALD C. MONKHOUSE*

Keywords: \square Pharmaceutical salts—general pharmacy, physicochemical properties, bioavailability, pharmaceutical properties, toxicology, review \square Salts, pharmaceutical—general pharmacy, physicochemical properties, bioavailability, pharmaceutical properties, toxicology, review \square Physicochemical properties—dissolution, solubility, stability, and organoleptic properties of pharmaceutical salts, review \square Bioavailability—formulation effects, absorption alteration and pharmacokinetics of pharmaceutical salts, review \square Toxicology—pharmaceutical salts, review

CONTENTS	
Potentially Useful Salts	2
Physicochemical Studies	4
Dissolution Rate	5
Solubility	7
Organoleptic Properties	8
Stability	9
Miscellaneous Properties	10
Bioavailability	10
Formulation Effects	11
Absorption Alteration	11
Pharmacokinetics	13
General Pharmacy	14
Pharmacological Effect	14
Dialysis	14
Miscellaneous	14
Toxicological Considerations	15
Toxicity of Salt Ions	15
Toxicity of Salt Form	15
Inclusions	16
References	16

The chemical, biological, physical, and economic characteristics of medicinal agents can be manipulated and, hence, often optimized by conversion to a salt form. Choosing the appropriate salt, however, can be a very difficult task, since each salt imparts unique properties to the parent compound.

Salt-forming agents are often chosen empirically. Of the many salts synthesized, the preferred form is selected by pharmaceutical chemists primarily on a practical basis: cost of raw materials, ease of crystallization, and percent yield. Other basic considerations include stability, hygroscopicity, and flowability of the resulting bulk drug. Unfortunately, there is no reliable way of predicting the influence of a particular salt species on the behavior of the parent compound. Furthermore, even after many salts of the same basic agent have been prepared, no efficient screening techniques exist to facilitate selection of the salt most likely to exhibit the desired pharmacokinetic, solubility, and formulation profiles.

Some decision-making models have, however, been developed to help predict salt performance. For example, Walsking and Appino (1) described two techniques, "decision analysis" and "potential problem analysis," and applied them to the selection of the most suitable derivative of an organic acid for development as a tablet. The derivatives considered were the free acid and the potassium, sodium, and calcium salts. Both techniques are based on the chemical, physical, and biological properties of these specific derivatives and offer a promising avenue for developing optimal salt forms.

Information on salts is widely dispersed throughout the pharmaceutical literature, much of which addresses the use of salt formation to prolong the release of the active component, thereby eliminating various undesirable drug properties (2-6). This review surveys literature of the last 25 years, emphasizing comparisons between the properties of different salt forms of the same compound. Included also is a discussion of potentially useful salt forms. Our purpose is twofold: to present an overview of the many different salts from which new drug candidates can be chosen and

Vol. 66, No. 1, January 1977 / 1

Liquidia's Exhibit 1034
IPR2020-00770
Page 1

Liquidia's Exhibit 1034
IPR2020-00770
Page 2

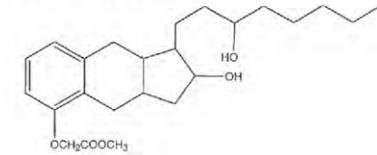
PHARES DOES NOT TEACH USEFUL SYNTHESSES OF A PHARMACEUTICAL BATCH OF TREPROSTINIL OR TREPROSTINIL DIETHANOLAMINE

Synthesis of Tritreprostini diethanolamine (UT-15C)

Treprostini acid acid is dissolved in a 1:1 molar ratio mixture of ethanol:water and diethanolamine is added and dissolved. The solution is heated and acetone is added as an antisolvent during cooling.

07081 PCT/US2004/016401

Synthesis of methyl ester of treprostini (2)



(2) (1 g; 2.56 mmol) was added to methanol (50 ml) prior saturated with aqueous hydrochloric acid and the mixture swirled to give a clear solution that was allowed to stand overnight at room temperature. Solvent was removed in vacuo and the residue was neutralized with a 20% potassium carbonate solution and extracted in dichloromethane. The organic layer was washed with water, dried over anhydrous magnesium sulfate and evaporated to yield the crude product (0.96 g). Purification by preparative tlc (silica gel plate; eluent: 7:3 (v/v) hexane-ethyl acetate) afforded 2 (0.803; 77.5%), colorless oil.

Synthesis of Tritreprostini diethanolamine (UT-15C)

Treprostini acid acid is dissolved in a 1:1 molar ratio mixture of ethanol:water and diethanolamine is added and dissolved. The solution is heated and acetone is added as an antisolvent during cooling.

22

Liquidia - Exhibit 1008 - Page 24

Liquidia - Exhibit 1008 - Page 1

UT EX2036

LIQUIDIA FAILED TO MEET ITS BURDEN ON IMPURITIES

MORIARTY DOES NOT TEACH SPECIFIC IMPURITIES

127.4, 140.8, 155.2, 171.5; UV, λ_{\max} MeOH, 217 nm; HPLC, Hypersil ODS column (4.6 × 250 mm²), 5 μ m; flow rate 2.0 mL/min; mobile phase A, water (60%):acetonitrile (40%):trifluoroacetic acid (0.1%), and mobile phase B, water (22%):acetonitrile (78%):trifluoroacetic acid (0.1%); retention time, 15 min (purity 99.7%). Anal. Calcd for C₂₃H₃₄O₅: C, 70.74; H, 8.78. Found: C, 70.41; H, 8.83. Compound 7 was identical in all respects to an authentic sample of UT-15.⁵⁰

JOC Article

romethane-hexanes to give 1657 g (80%) of pure product: mp 113–115 °C; $\lambda_{\max}^{\text{MeOH}}$ 217 nm; UV, λ_{\max} MeOH, 217 nm; HPLC, Hypersil ODS column (4.6 × 250 mm²), 5 μ m; flow rate 2.0 mL/min; mobile phase A, water (60%):acetonitrile (40%):trifluoroacetic acid (0.1%), and mobile phase B, water (22%):acetonitrile (78%):trifluoroacetic acid (0.1%); retention time, 15 min (purity 99.7%). Anal. Calcd for C₂₃H₃₄O₅: C, 70.74; H, 8.78. Found: C, 70.38; H, 8.88.

[(1*R*,2*R*,3*S*,9*S*) Hexahydro-2-hydroxy-1-[(3*S*)-3-hydroxy-1-*H*-benz[*h*]inden-2-yl]oxy]acetonitrile (5). To a stirred solution of benzamide triol 54 (452 g, 1.36 mol) in acetone (2.1 L) were added chloroacetonitrile (453 g, 3.74 mol), powdered K₂CO₃ (1.45 g, 8.29 mol), and tetrabutylammonium bromide (20.94 g, 0.12 mol) under argon. The reaction mixture was stirred under argon for 8 h, then cooled to room temperature and the solution was washed with ethyl acetate and the crystals were washed with ethyl acetate and the crystals were dried in a vacuum oven at 35 °C to give 441 g (63%) of pure UT-15 as colorless crystalline solid: mp 120–127 °C; $\lambda_{\max}^{\text{MeOH}}$ 217 nm; UV, λ_{\max} MeOH, 217 nm; HPLC, Hypersil ODS column (4.6 × 250 mm²), 5 μ m; flow rate 2.0 mL/min; mobile phase A, water (60%):acetonitrile (40%):trifluoroacetic acid (0.1%), and mobile phase B, water (22%):acetonitrile (78%):trifluoroacetic acid (0.1%); retention time, 15 min (purity 99.7%). Anal. Calcd for C₂₃H₃₄O₅: C, 70.74; H, 8.78. Found: C, 70.41; H, 8.83. Compound 7 was identical in all respects to an authentic sample of UT-15.⁵⁰

in vacuo. The resulting solution was diluted with water and extracted with ethyl acetate (this process removes impurities). The aqueous layer was acidified to pH 2–3 by addition of 3 M HCl maintaining the temperature about 50 °C and then extracted with ethyl acetate. The combined organic layers were washed with water, dried (Na₂SO₄), treated with charcoal, and concentrated in vacuo to yield crude UT-15 (7) as an off-white solid. This was crystallized by dissolving the solid in ethanol at 50 °C and adding water (1:1). White needles obtained upon standing were filtered, washed with 20% ethanol-water, and dried in a vacuum oven at 35 °C to give 441 g (63%) of pure UT-15 as colorless crystalline solid: mp 120–127 °C; $\lambda_{\max}^{\text{MeOH}}$ 217 nm; UV, λ_{\max} MeOH, 217 nm; HPLC, Hypersil ODS column (4.6 × 250 mm²), 5 μ m; flow rate 2.0 mL/min; mobile phase A, water (60%):acetonitrile (40%):trifluoroacetic acid (0.1%), and mobile phase B, water (22%):acetonitrile (78%):trifluoroacetic acid (0.1%); retention time, 15 min (purity 99.7%). Anal. Calcd for C₂₃H₃₄O₅: C, 70.74; H, 8.78. Found: C, 70.41; H, 8.83. Compound 7 was identical in all respects to an authentic sample of UT-15.⁵⁰

Supporting Information Available: Listing of barium (II) induced differential chemical shifts in 25a. This material is available free of charge via the Internet at <http://pubs.acs.org>.
JOC0447720

Acknowledgment. Scientific contribution and encouragement by Roy A. Swearingen, Ph.D. is gratefully acknowledged. Expert technical assistance was provided by Zhengzhe Song, Gang Zhao, Rajesh K. Singhal, Oscar Ivanov, and David Moriarty.

Supporting Information Available: Listing of barium (II) induced differential chemical shifts in 25a. This material is available free of charge via the Internet at <http://pubs.acs.org>.
JOC0447720

MORIARTY DOES NOT TEACH SPECIFIC IMPURITIES

127.4, 140.8, 155.2, 171.5; UV, λ_{\max} MeOH, 217 nm; HPLC, Hypersil ODS column (4.6 × 250 mm²), 5 μ m; flow rate 2.0 mL/min; mobile phase A, water (60%):acetonitrile (40%):trifluoroacetic acid (0.1%), and mobile phase B, water (22%):acetonitrile (78%):trifluoroacetic acid (0.1%); retention time, 15 min (purity 99.7%). Anal. Calcd for C₂₃H₃₄O₅: C, 70.74; H, 8.78. Found: C, 70.41; H, 8.83. Compound 7 was identical in all respects to an authentic sample of UT-15.⁵⁰

- Liquidia has not proven that impurities are inherently the result of the claimed process steps as claim 1 requires.
 - Liquidia's burden to demonstrate the 0.3% impurities met the limits of the claim.
 - Undisputed that Moriarty does not teach at least steps (c)-(d) of claim 1.

JOC Article

methane-hexanes to give 1657 g (80%) of pure product: mp 113–115 °C; IR (KBr): 150.5 (C=O), 3024, 3080, 2922, 255, and 702 cm⁻¹; ¹H NMR (MeOH, 300 MHz) δ 6.99 (d, 3H, *J* = 6 Hz), 1.1–2.30 (m, 19H), 2.41–2.45 (m, 2H), 2.64–2.78 (m, 2H), 3.45–3.54 (m, 1H), 3.55–3.81 (m, 1H), 6.65 (d, 1H, *J* = 8 Hz), 6.73 (d, 1H, *J* = 8 Hz), 6.99 (t, 1H, *J* = 8 Hz); ¹³C NMR (MeOH, 75 MHz) δ 13.1, 22.4, 25.2, 25.3, 28.3, 31.8, 32.1, 33.3, 34.7, 37.0, 41.0, 51.5, 71.6, 76.3, 112.5, 119.2, 121.7, 122.7, 149.5, 152.8; ¹⁹F NMR (MeOH, 217 nm): 184.2. Waters NovaPak C₈ column (3.9 × 150 mm), 4 μ m; flow rate 2.0 mL/min; mobile phase, water (57%):acetonitrile (43%):trifluoroacetic acid (0.1%); retention time, 3 min (purity 99.9%). Anal. Calcd for C₂₃H₃₄O₅: C, 70.86; H, 9.70. Found: C, 70.38; H, 9.89.

[(1*R*,2*R*,3*S*,5*S*) Hexahydro-2-hydroxy-1-[(3*S*)-3-hydroxy-1-*H*-benz[*h*]indeno-*2*-yl]oxy]acetonitrile (5). To a stirred solution of benzamide trial 34 (452 g, 1.36 mol) in acetone (20 L) were added chloroacetonitrile (453 g, 3.74 mol), powdered K₂CO₃ (1.45 g, 3.29 mol), and tetrabutylammonium bromide (20.94 g, 0.12 mol) under argon. The reaction mixture was stirred under argon for 8 h, then cooled to room temperature. The mixture was washed with ethyl acetate and the crystals were dried in vacuo. The resulting solution was diluted with water and extracted with ethyl acetate (this process removes impurities). The aqueous layer was acidified to pH 2–3 by addition of 3 M HCl maintaining the temperature about 20 °C and then extracted with ethyl acetate. The combined organic layers were washed with water, dried (Na₂SO₄), treated with charcoal, and concentrated in vacuo to yield crude UT-15 (7) as an off-white solid. This was crystallized by dissolving the solid in ethanol at 50 °C and adding water (1 L). White needles obtained upon standing were filtered, washed with 20% ethanol-water, and dried in a vacuum oven at 35 °C to give 441 g (63%) of pure UT-15 as colorless crystalline solid: mp 120–127 °C; IR (KBr): 3256 (O-H), 3024, 3080, 2922, 255, 1739, 1713, 1585, and 709 cm⁻¹; ¹H NMR (CDCl₃, 300 MHz) δ 0.87 (t, 3H, *J* = 6 Hz), 1.00–2.25 (m, 17H), 2.45–2.60 (m, 2H), 2.75–2.80 (m, 2H), 3.41–3.58 (m, 1H), 3.60–3.80 (m, 1H), 4.68 (s, 2H), 6.77 (d, 1H, *J* = 6 Hz), 6.80 (d, 1H, *J* = 9 Hz), and 7.09 (t, 1H, *J* = 9 Hz); ¹³C NMR (CDCl₃, 75 MHz) δ 14.2, 22.7, 25.2, 26.1, 26.6, 32.0, 32.7, 32.8, 33.1, 37.3, 41.1, 52.5, 54.6, 72.4, 75.8, 110.6, 115.7, 123.0, 126.4, 128.5, 141.7, 153.7. Anal. Calcd for C₂₃H₃₄O₅: C, 74.36; H, 8.95. Found: C, 74.62; H, 9.73.

[(1*R*,2*R*,3*S*,5*S*) 2,3,3a,9,10a-Hexahydro-2-hydroxy-1-[(3*S*)-3-hydroxy-1-*H*-benz[*h*]indeno-*2*-yl]oxy]acetic Acid (UT-15) (7). To a stirred solution of benzamide trial 35 (494 g, 1.36 mol) in methanol (7 L) was added a solution of aqueous KOH (338 g, 9.6 mol, water 1.8 L, 30% solution) at room temperature. Then the reaction mixture was refluxed for 3 h and cooled to 0 °C, then 3 M aqueous HCl was added until pH 10–12. Most of the solvent was removed

in vacuo. The resulting solution was diluted with water and extracted with ethyl acetate (this process removes impurities). The aqueous layer was acidified to pH 2–3 by addition of 3 M HCl maintaining the temperature about 20 °C and then extracted with ethyl acetate. The combined organic layers were washed with water, dried (Na₂SO₄), treated with charcoal, and concentrated in vacuo to yield crude UT-15 (7) as an off-white solid. This was crystallized by dissolving the solid in ethanol at 50 °C and adding water (1 L). White needles obtained upon standing were filtered, washed with 20% ethanol-water, and dried in a vacuum oven at 35 °C to give 441 g (63%) of pure UT-15 as colorless crystalline solid: mp 120–127 °C; IR (KBr): 3256 (O-H), 3024, 3080, 2922, 255, 1739, 1713, 1585, and 709 cm⁻¹; ¹H NMR (CDCl₃, 300 MHz) δ 0.87 (t, 3H, *J* = 6 Hz), 1.01–2.30 (m, 17H), 2.05–2.44 (m, 4H), 3.42–3.76 (m, 3H), 3.81 (s, 2H), 3.82–3.94 (m, 1H), 4.63–4.68 (m, 1H), 4.88–4.92 (m, 1H), 4.94–4.98 (m, 1H), 4.99–5.02 (m, 1H), 5.60 (s, 1H), 5.92–6.00 (m, 1H), 6.82 (d, 1H, *J* = 6 Hz), 7.20–7.27 (m, 1H), 7.31–7.37 (m, 1H); ¹³C NMR (MeOH, 75 MHz) δ 13.1, 22.4, 25.1, 25.3, 28.3, 31.8, 32.7, 33.2, 34.7, 35.8, 40.7, 41.0, 51.3, 62.7, 71.8, 76.2, 109.2, 121.1, 122.8, 127.4, 140.8, 155.2, 171.5; UV, λ_{\max} MeOH, 217 nm; HPLC, Hypersil ODS column (4.6 × 250 mm²), 5 μ m; flow rate 2.0 mL/min; mobile phase A, water (60%):acetonitrile (40%):trifluoroacetic acid (0.1%), and mobile phase B, water (22%):acetonitrile (78%):trifluoroacetic acid (0.1%); retention time, 15 min (purity 99.7%). Anal. Calcd for C₂₃H₃₄O₅: C, 70.74; H, 8.78. Found: C, 70.41; H, 8.83. Compound 7 was identical in all respects to an authentic sample of UT-15.⁵⁰

Acknowledgment. Scientific contribution and encouragement by Roy A. Swearingen, PhD, is gratefully acknowledged. Expert technical assistance was provided by Zhengzhe Song, Gang Zhao, Rajesh K. Singhal, Oscar Ivanov, and David Moriarty.

Supporting Information Available: Listing of barium (II) induced differential chemical shifts in 25a. This material is available free of charge via the Internet at <http://pubs.acs.org>.

J00347720
(50) An authentic sample was provided by Sheldon Elsh200n, Long Rx, Research Triangle Park, NC.

LIQUIDIA FAILED TO MEET ITS BURDEN ON 2.9 G SCALE

MORIARTY DOES NOT TEACH THE CLAIMED PHARMACEUTICAL BATCH AT A 2.9 GRAM SCALE

- The parties agree that Moriarty does not teach steps (c)-(e), and thus, does not teach a pharmaceutical batch prepared from a process that includes steps (c)-(e) at a 2.9 gram scale.
- Liquidia only provides an unsupported argument that the claimed 2.9 gram amount “would be possible.”

PHARES DOES NOT TEACH ANY PARTICULAR AMOUNT OF TREPROSTINIL DIETHANOLAMINE

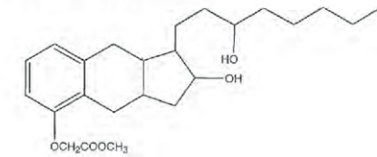
Synthesis of Tritreprostinil diethanolamine (UT-15C)

Treprostinil acid acid is dissolved in a 1:1 molar ratio mixture of ethanol:water and diethanolamine is added and dissolved. The solution is heated and acetone is added as an antisolvent during cooling.

07081

PCT/US2004/016401

Synthesis of methyl ester of treprostinil (2)



2

(2) (1 g; 2.56 mmol) was added to methanol (50 ml) prior saturated with aqueous hydrochloric acid and the mixture swirled to give a clear solution that was allowed to stand overnight at room temperature. Solvent was removed in vacuo and the residue was neutralized with a 20% potassium carbonate solution and extracted in dichloromethane. The organic layer was washed with water, dried over anhydrous magnesium sulfate and evaporated to yield the crude product (0.96 g). Purification by preparative tlc (silica gel plate; eluent: 7:3 (v/v) hexane-ethyl acetate) afforded 2 (0.803; 77.5%), colorless oil.

Synthesis of Tritreprostinil diethanolamine (UT-15C)

Treprostinil acid acid is dissolved in a 1:1 molar ratio mixture of ethanol:water and diethanolamine is added and dissolved. The solution is heated and acetone is added as an antisolvent during cooling.

22

Liquidia - Exhibit 1008 - Page 24

Liquidia - Exhibit 1008 - Page 1

UT EX2036

PHARES DOES NOT TEACH 2.9 G OF ANYTHING

- Liquidia asserts “Phares teaches a reaction of ~1 g-scale quantities.”
- Only one reaction is ~1 gram scale—a reaction to form treprostinil methyl ester, which is irrelevant to treprostinil diethanolamine.
 - Uses 1.087 g treprostinil as a starting material to yield crude treprostinil methyl ester.
 - Acidification and purification yields 0.803 grams of purified methyl ester.
 - The methyl ester was not merely a final product, rather it was used as an intermediate to make other prodrugs.

THE SCALE IN QUESTION IS PRODUCT, NOT STARTING MATERIAL

- Dr. Winkler cites his own experience in asserting reactions can be scaled up “by a factor of 3” with a reasonable expectation of success.
 - Scaling up the irrelevant synthesis of treprostinil methyl ester by a factor of 3 still only yields just 2.4 grams material.
- Dr. Winkler repeatedly confuses the amount of starting materials and the amount of product a synthesis yields.
 - Cites, e.g., EX1031 to support contention that benchtop scale-type work in a lab includes working on over 2.9 grams, but EX1021 results in just 5 mg of end product.

LIQUIDIA FAILED TO MEET ITS BURDEN ON STORAGE IN CLAIMS 6 AND 7

CLAIMS 6 + 7 REQUIRE STABILITY AT AMBIENT TEMPERATURE FOR STORAGE

6. A method of preparing a pharmaceutical product from a pharmaceutical batch as claimed in claim 1, comprising storing a pharmaceutical batch of a salt of treprostinil as claimed in claim 1 at ambient temperature, and preparing a pharmaceutical product from the pharmaceutical batch after storage.

7. A method as claimed in claim 6, wherein the salt of treprostinil is a diethanolamine salt.

BOARD NOT PERSUADED ON CLAIMS 6 + 7

“Based on the current record, we are not persuaded that Petitioner has demonstrated a reasonable likelihood of prevailing with regard to claims 6 and 7.”

- Institution Decision

IPR2020-00770
Patent 9,604,901 B2

Thus, Petitioner has demonstrated a reasonable likelihood that claim 1 of the '901 patent would have been obvious over Moriarty and Phares.

Petitioner provides analysis and citations to record evidence to show Moriarty and Phares teaches or suggests every additional limitation of claims 2–5, 8, and 9. Pet. 64–67, 70–75. Patent Owner does not argue these claims separately. Upon review of Petitioner’s arguments and the evidence of record, we determine that Petitioner has demonstrated a reasonable likelihood that these claims also would have been obvious over Moriarty and Phares.

Having done so, we institute an *inter partes* review as to all challenges raised in the Petition. See *SAS*, 138 S. Ct. at 1355–56; see also Patent Trial and Appeal Board Consolidated Trial Practice Guide 64 (Nov. 2019)⁸ (“The Board will not institute on fewer than all claims or all challenges in a petition.”). We nevertheless offer the following observations.

Claims 6 and 7

Based on the current record, we are not persuaded that Petitioner has demonstrated a reasonable likelihood of prevailing with regard to claims 6 and 7. Claim 6 is directed to “[a] method of preparing a pharmaceutical product from a pharmaceutical batch as claimed in claim 1, comprising storing a pharmaceutical batch of a salt of treprostinil as claimed in claim 1 at ambient temperature, and preparing a pharmaceutical product from the

⁸ Available at <https://www.uspto.gov/sites/default/files/documents/tpgnov.pdf>.

LIQUIDIA'S HASTY RETREAT

- Liquidia has not added any further evidence pertaining to storage or stability
- If anything, Liquidia and its expert have backtracked from the its initial positions regarding stability and storage.
 - Dr. Winkler's retraction of the polymorph stability arguments

NEITHER MORIARTY NOR PHARES TEACHES ANYTHING ABOUT STORAGE

- Moriarty does not mention or suggest storage or storage conditions
- Phares does not mention or suggest storage or storage conditions
- **Liquidia fails to explain why a POSA would have undertaken storage at ambient temperature, when treprostinil was known to be unstable and degrade under such conditions.**

LIQUIDIA FAILED TO MEET ITS BURDEN ON PHARMACEUTICAL BATCH

THE '901 PATENT CLAIMS REQUIRE STABILITY

“...compounds which possess stability sufficient to allow manufacture and which **maintain the integrity of the compound for a sufficient period of time to be useful for the purposes detailed herein.**”
 - The '901 Patent

5
 carbon atoms. Exemplary cycloalkyl groups include but not limited to cyclobutyl, cyclopentyl, cyclohexyl, and cycloheptyl.

6
 Combinations of substituents and variables envisioned by this invention are only those that result in the formation of stable compounds. The term "stable", as used herein, refers to compounds which possess stability sufficient to allow manufacture and which maintain the integrity of the compound for a sufficient period of time to be useful for the purposes detailed herein.

7
 As used herein, the term "prodrug" means a derivative of a compound that can hydrolyze, oxidize, or otherwise react under biological conditions (in vitro or in vivo) to provide an active compound. Examples of prodrugs include, but are not limited to, derivatives of a compound that include bihydrolyzable groups such as bihydrolyzable amides, bihydrolyzable esters, bihydrolyzable carbonates, bihydrolyzable carbonates, bihydrolyzable ureides, and bihydrolyzable phosphate analogues (e.g., monophosphate, diphosphate or triphosphate).

8
 As used herein, "hydrate" is a form of a compound wherein water molecules are combined in a certain ratio as an integral part of the structure complex of the compound.

9
 As used herein, "solvate" is a form of a compound where solvent molecules are combined in a certain ratio as an integral part of the structure complex of the compound.

10
 "Pharmaceutically acceptable" means in the present description being useful in preparing a pharmaceutical composition that is generally safe, non-toxic and neither biologically nor otherwise undesirable and includes being useful for veterinary use as well as human pharmaceutical use.

11
 "Pharmaceutically acceptable salts" mean salts which are pharmaceutically acceptable, as defined above, and which possess the desired pharmacological activity. Such salts include acid addition salts formed with organic and inorganic acids, such as hydrogen chloride, hydrogen bromide, hydrogen iodide, sulfuric acid, phosphoric acid, acetic acid, glycolic acid, maleic acid, malonic acid, oxalic acid, methanesulfonic acid, trifluoroacetic acid, fumaric acid, succinic acid, tartaric acid, citric acid, benzoic acid, ascorbic acid and the like. Base addition salts may be formed with organic and inorganic bases, such as sodium, ammonia, potassium, calcium, ethanolamine, diethanolamine, N-methylglucamine, choline and the like. Included in the invention are pharmaceutically acceptable salts or compounds of any of the formulae herein.

12
 Depending on its structure, the phrase "pharmaceutically acceptable salt," as used herein, refers to a pharmaceutically acceptable organic or inorganic acid or base salt of a compound. Representative pharmaceutically acceptable salts include, e.g., alkali metal salts, alkali earth salts, ammonium salts, water-soluble and water-insoluble salts, such as the acetate, aspartate (4,4-diaminodibenz-2,2-difluorinate), benzenesulfonate, benzoate, bisulfate, bisulfite, borate, bromide, butyrate, calcium, calcium acetate, camylate, carbonate, chloride, citrate, clavulinate, dihydrochloride, edetate, edylate, enolate, asylate, fumarate, gluceptate, gluconate, glutamate, glycoyllysaranilate, hexakis(isopropylphosphate, hexylresorcinate, hydralamine, hydrobromide, hydrochloride, hydroxynaphthoate, iodide, isothionate, lactate, lactobionate, laurate, malate, maleate, mandelate, meazylate, methylbromide, methylbromide, methylsulfate, meazate, naphthoate, nitrate, N-methylglucamine ammonium salt, 3-hydroxy-2-naphthoate, oleate, oxalate, palmitate, pantoate (1,1-methene-bis-2-hydroxy-3-naphthoate, einborate), pantothenate, phosphate/diphosphate, picrate, polygalacturonate, propionate, p-toluenesulfonate, salicylate, stearate, subacetate, succinate, sulfate, sulfosilylate, suramate, tartrate, tartrate, tartrate, lysolate, trichloride, and valerate salts.

13
 The present invention provides for a process for producing treprostinil and other prostacyclin derivatives and novel intermediate compounds useful in the process. The process according to the present invention provides advantages on large-scale synthesis over the existing method. For example, the purification by column chromatography is eliminated, thus the required amount of flammable solvents and waste generated are greatly reduced. Furthermore, the salt formation is a much easier operation than column chromatography. Moreover, it was found that the product of the process according to the present invention has higher purity. Therefore the present invention provides for a process that is more economical, safer, faster, greener, easier to operate, and provides higher purity.

14
 One embodiment of the present invention is a process for the preparation of a compound of formula I, or a hydrate, solvate, prodrug, or pharmaceutically acceptable salt thereof

15
 16
 17
 18
 19
 20
 21
 22
 23
 24
 25
 26
 27
 28
 29
 30
 31
 32
 33
 34
 35
 36
 37
 38
 39
 40
 41
 42
 43
 44
 45
 46
 47
 48
 49
 50
 51
 52
 53
 54
 55
 56
 57
 58
 59
 60

US 9,604,901 B2

wherein
 n is 1, 2, or 3;
 V_1 is trans-CH=CH, cis-CH=CH, or CH₂(CH₂)_m, or C—C; m is 1, 2, or 3;
 R_2 is
 (1) —C₆H₄—CH₃, wherein p is an integer from 1 to 5, inclusive,
 (2) phenoxy optionally substituted by one, two or three chloro, fluoro, trifluoromethyl, (C₁-C₃) alkyl, or (C₁-C₃)alkoxy, with the proviso that not more than two substituents are other than alkyl, with the proviso that

Liquidia - Exhibit 1001 - Page 6

9 Claims, No Drawings

See application file for complete search history.

Liquidia - Exhibit 1001 - Page 1

THE CLAIMED PHARMACEUTICAL BATCHES AND PRODUCTS ALL REQUIRE STABILITY

1. A pharmaceutical batch consisting of treprostnil or a salt thereof and impurities resulting from (a) alkylating a benzindene triol, (b) hydrolyzing the product of step (a) to form a solution comprising treprostnil, (c) containing the solution comprising treprostnil from step (b) with a base to form a salt of treprostnil, (d) isolating the salt of treprostnil, and (e) optionally reacting the salt of treprostnil with an acid to form treprostnil, and

wherein the pharmaceutical batch contains at least 2.9 g of treprostnil or its salt.

2. The pharmaceutical batch of claim 1, which has been dried under vacuum.

3. A pharmaceutical product comprising a therapeutically effective amount of treprostnil from a pharmaceutical batch as claimed in claim 1.

4. A pharmaceutical product comprising a therapeutically effective amount of a salt treprostnil from a pharmaceutical batch as claimed in claim 1.

5. The product of claim 4, wherein the salt is the diethanolamine salt of treprostnil.

6. A method of preparing a pharmaceutical product from a pharmaceutical batch as claimed in claim 1, comprising storing a pharmaceutical batch of a salt of treprostnil as claimed in claim 1 at ambient temperature, and preparing a pharmaceutical product from the pharmaceutical batch after storage.

7. A method as claimed in claim 6, wherein the salt of treprostnil is a diethanolamine salt.

8. A method of preparing a pharmaceutical batch as claimed in claim 1, comprising (a) alkylating a benzindene triol, (b) hydrolyzing the product of step (a) to form a solution comprising treprostnil, (c) contacting the solution comprising treprostnil from step (b) with a base to form a salt of treprostnil, (d) isolating the salt of treprostnil, and (e) optionally reacting the salt of treprostnil with an acid to form treprostnil.

9. A method as claimed in claim 8, wherein the salt of treprostnil is a diethanolamine salt.

THE CLAIMED PHARMACEUTICAL BATCHES AND PRODUCTS ALL REQUIRE STABILITY

1. A pharmaceutical batch consisting of treprostnil or a salt thereof and impurities resulting from (a) alkylating a benzindene triol, (b) hydrolyzing the product of step (a) to form a solution comprising treprostnil, (c) containing the solution comprising treprostnil from step (b) with a base to form a salt of treprostnil, (d) isolating the salt of treprostnil, and (e) optionally reacting the salt of treprostnil with an acid to form treprostnil, and

wherein the pharmaceutical batch contains at least 2.9 g of treprostnil or its salt.

2. The pharmaceutical batch of claim 1, which has been dried under vacuum.

3. A pharmaceutical product comprising a therapeutically effective amount of treprostnil from a pharmaceutical batch as claimed in claim 1.

4. A pharmaceutical product comprising a therapeutically effective amount of a salt treprostnil from a pharmaceutical batch as claimed in claim 1.

5. The product of claim 4, wherein the salt is the diethanolamine salt of treprostnil.

6. A method of preparing a pharmaceutical product from a pharmaceutical batch as claimed in claim 1, comprising storing a pharmaceutical batch of a salt of treprostnil as claimed in claim 1 at ambient temperature, and preparing a pharmaceutical product from the pharmaceutical batch after storage.

7. A method as claimed in claim 6, wherein the salt of treprostnil is a diethanolamine salt.

8. A method of preparing a pharmaceutical batch as claimed in claim 1, comprising (a) alkylating a benzindene triol, (b) hydrolyzing the product of step (a) to form a solution comprising treprostnil, (c) contacting the solution comprising treprostnil from step (b) with a base to form a salt of treprostnil, (d) isolating the salt of treprostnil, and (e) optionally reacting the salt of treprostnil with an acid to form treprostnil.

9. A method as claimed in claim 8, wherein the salt of treprostnil is a diethanolamine salt.

TREPROSTINIL'S POLYMORPHIC NATURE THREATENS STABILITY

- Polymorphs are chemically identical solids crystalized in physically different crystalline lattice structures.
- Polymorphs are a nightmare for the pharmaceutical industry, and require an immense amount of work to evaluate, manufacture, and store reliably.
- Treprostinil diethanolamine has an inherent “tendency...to oil-out (formation of gummy mass).”

THE POLYMORPH INTERCONVERSION DATA IS NOT REPRESENTATIVE OF STORAGE CONDITIONS

Interconversion Studies of Treprostinil Diethanolamine

Sample No.	Forms	Solvent	Experiment/ Starting Materials	Temperature	Time
1557-22-01	A vs. B	isopropanol	solid mixture # 1557-20-01 ^a	ambient	7 days
1557-47-02	A vs. B		solid mixture # 1557-35-01 ^d	15 °C	11 days
1557-33-02	A vs. B		solid mixture # 1557-35-01 ^d	30°C	1 day
1557-21-02 ^c	A vs. B		solid mixture # 1557-20-01 ^b	50°C	-
1557-20-03	A vs. B	tetrahydrofuran	solid mixture # 1557-20-01 ^c	ambient	7 days
1557-47-01	A vs. B		solid mixture # 1557-35-01 ^d	15°C	11 days
1557-33-01	A vs. B		solid mixture # 1557-35-01 ^d	30°C	1 day
1557-21-01 ^c	A vs. B		solid mixture # 1557-20-01 ^c	50°C	-

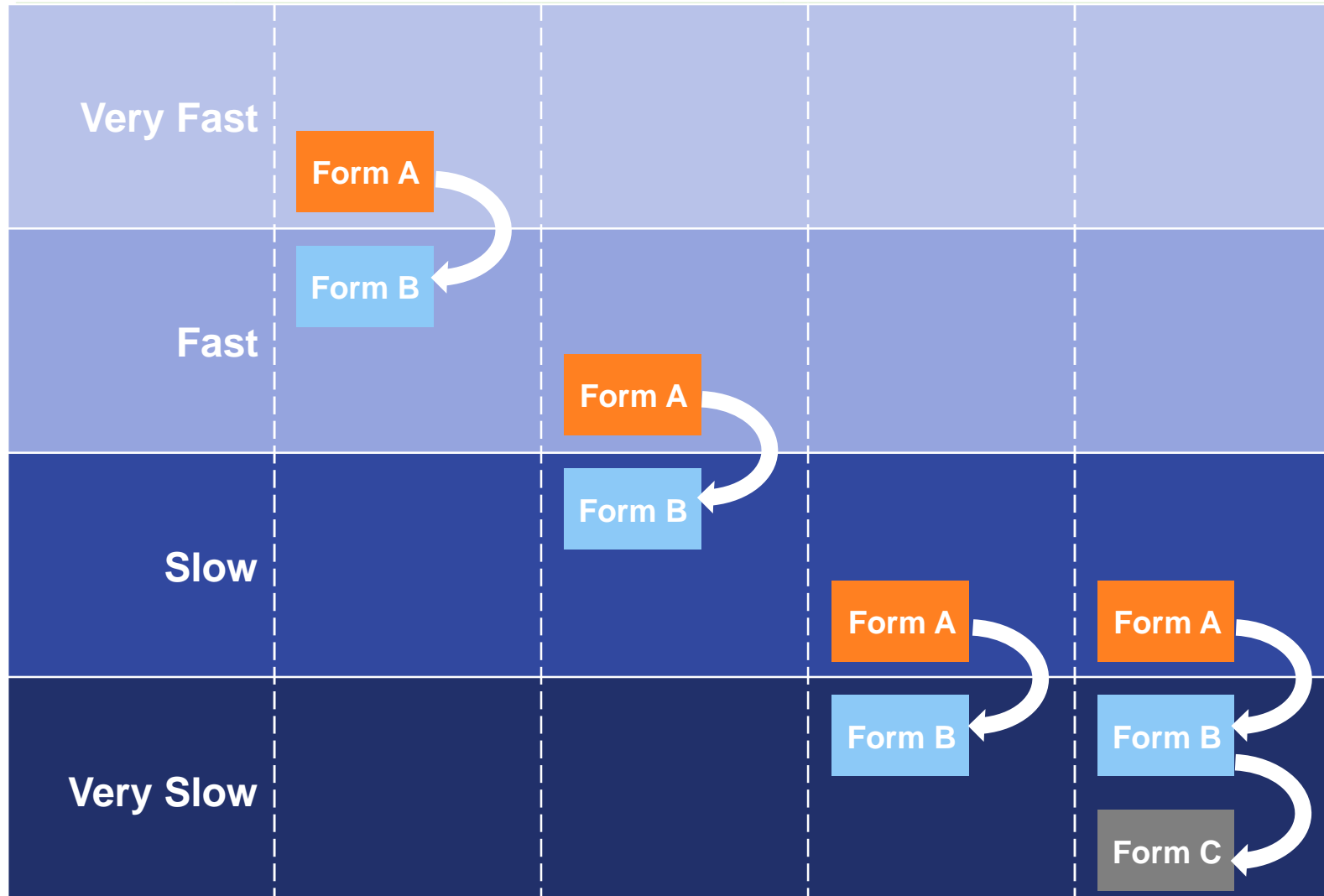
a. saturated solution Sample ID 1557-21-03

b. saturated solution Sample ID 1519-96-03

c. saturated solution Sample ID 1519-96-02

d. saturated solution prepared just prior to addition of solids

RELATIVE POLYMORPH STABILITY DOES NOT EQUATE TO STORAGE STABILITY



PHARES DOES NOT TEACH STABILITY; SUGGESTS INSTABILITY

- General nature of polymorphs and salts suggest instability.
- In addition, Phares teaches treprostinil is notably hygroscopic.
 - Polymorph Form A gains “4.9% and 28% weight after 23 days in the ~52% RH and 68% RH chambers, respectively.”
 - Polymorph Form B gains 49% water at 95% relative humidity.

DR. WINKLER AGREES STABILITY + HYGROSCOPICITY ARE IMPORTANT, “BASIC” CONSIDERATIONS IN SALT SELECTION

“I agree that the preferred form [of salt] is going to be selected on a variety of—of a number of different properties. And [Berge] lists three of them here. And I certainly agree that each of those three are important. But **there are other factors, other basic considerations that he lists that I think would also be quite important, including stability, hygroscopicity, and flowability.**”

- Dr. Winkler

Volume II
Jeffrey Winkler, Ph.D. Liquida Technologies, Inc. vs.
United Therapeutics Corporation

1 BY MR. CARSTEN:
2 Q. And it says at the top of the
3 following page, Of the many salts synthesized,
4 the preferred form is selected by pharmaceutical
5 chemists, primarily on a practical basis: cost of
6 raw materials, ease of crystallization and
7 percent yield.
8 Do you see that?
9 A. Yes, I do.
10 Q. Do you agree with Berge in that
sentence?
11 MS. KANNAPPAN: Objection to form.
12 THE WITNESS: Well, I -- I think I
13 agree that the preferred form is going to
14 be selected on a variety of -- of a number
15 of different properties. And he lists
16 three of them here. And I certainly agree
17 that each of those three are important.
18 But there are other factors, other basic
19 considerations that he lists, that I think
20 would also be quite important, including
21 stability, hygroscopicity, which is
22 H-Y-G-R-O-S-C-O-P-I-C-I-T-Y, and
23 flowability. And of course, the other
24 issue that's not explicitly addressed
25

Page 278
www.apetusCR.com
IPR2020-00770
United Therapeutics EX2032
Page 128 of 222

IPR2020-00770
United Therapeutics EX2032
Page 129 of 222

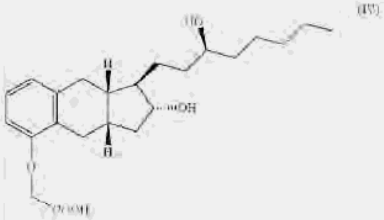
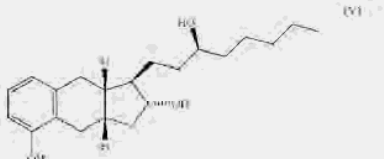
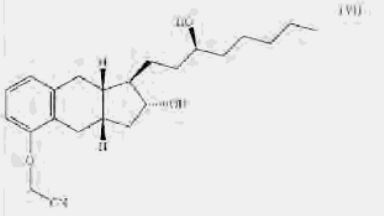
UT EX2036

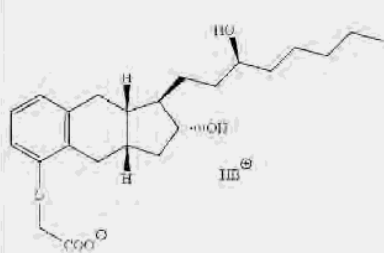
GROUND 1: PHARES

PHARES NEITHER TEACHES NOR SUGGESTS ALL OF THE CONTESTED CLAIM LIMITATIONS

1. A pharmaceutical batch consisting of treprostinil or a salt thereof and impurities resulting from (a) alkylating a benzindene triol, (b) hydrolyzing the product of step (a) to form a solution comprising treprostinil, (c) containing the solution comprising treprostinil from step (b) with a base to form a salt of treprostinil, (d) isolating the salt of treprostinil, and (e) optionally reacting the salt of treprostinil with an acid to form treprostinil, and wherein the pharmaceutical batch contains at least 2.9 g of treprostinil or its salt.

LIQUIDIA DOES NOT ANALYZE THE CLAIMS AS A WHOLE

Limitation	'393 Patent Claim 9 ⁶	'901 Patent Claim 1
A product of treprostinil or a salt thereof	<p>A product comprising a compound having formula IV</p>  <p>or a pharmaceutically acceptable salt thereof, wherein the product is prepared by the process comprising</p>	<p>A pharmaceutical batch consisting of treprostinil or a salt thereof and impurities resulting from</p>
Alkylation of benzindene triol	<p>(a) alkylating a compound of formula V with an alkylating agent to produce a compound of formula VI.</p>  	<p>(a) alkylating a benzindene triol,</p>

Hydrolysis	<p>(b) hydrolyzing the product of formula VI of step (a) with a base,</p>	<p>(b) hydrolyzing the product of step (a) to form a solution comprising treprostinil,</p>
Salt Formation	<p>(c) contacting the product of step ([b]) with a base B to form a salt of formula IV_s, and</p> 	<p>(c) containing the solution comprising treprostinil from step (b) with a base to form a salt of treprostinil, (d) isolating the salt of treprostinil, and</p>
Optional reformulation of treprostinil	<p>(d) optionally reacting the salt formed in step (c) with an acid to form the compound of formula IV.</p>	<p>(e) optionally reacting the salt of treprostinil with an acid to form treprostinil, and</p> <p>wherein the pharmaceutical batch contains at least 2.9 g of treprostinil or its salt.</p>

LIQUIDIA'S ARGUMENTS REST ON INHERENCY

- Liquidia asserts that Phares inherently discloses, *e.g.*,:
 - The same synthesis of treprostinil as set forth in independent claim 1 of the '901 patent
 - The synthesis of both enantiomeric forms of treprostinil and of the benzindene triol and nitrile intermediates thereof
 - Treprostinil carboxylic acid starting material in solution/forming a solution comprising treprostinil
 - That polymorphic Form B of treprostinil diethanolamine is stable at ambient temperature and therefore could be stored at ambient temperature

DR. WINKLER BUILT CASE ON INHERENCY BUT DID NOT CONSIDER HOW INHERENCY WORKS FOR OBVIOUSNESS

Q: “Do you have an understanding of how inherency works in an obviousness analysis?”

Dr. Winkler: “I think that’s really a legal question that I – that I **did not consider.**”

Jeffrey Winkler, Ph.D. Liquidia Technologies, Inc. vs. United Therapeutics Corporation

1 limitations here in Paragraphs 18 through 20, no.
2 **Q. Is there any implicit instruction to**
3 **consider all limitations in Paragraphs 18 through**
4 **20?**
5 MS. KANNAPPAN: Objection. Form.
6 A. Well, what I've tried to do here at this
7 part of my report, is to explain my understanding of
8 the legal concepts, as provided to me by counsel.
9 **Q. Paragraphs 18 through 20 do not discuss**
10 **the Patent Law Concept of Inherency; do they?**
11 A. In Paragraph 18, I discuss the Concept
12 of Obviousness. And in Paragraph 19 and Paragraph
13 20 are focused on the Notion of Obviousness, as a
14 legal concept.
15 **Q. Do Paragraphs 18 through 20 discuss how**
16 **inherency works in an obviousness analysis?**
17 MS. KANNAPPAN: Objection. Form.
18 A. They do not explicitly detail that, no.
19 I am summarizing here the understanding of
20 obviousness that I used in my analysis.
21 **Q. Do you have an understanding of how**
22 **inherency works in an obviousness analysis?**
23 MS. KANNAPPAN: Objection. Form.
24 A. I think that's really a legal question
25 that I -- that I did not consider.

www.aptusCR.com

Page 62

IPR2020-00770
United Therapeutics EX2026
Page 62 of 173

IPR2020-00770
United Therapeutics EX2026
Page 63 of 173

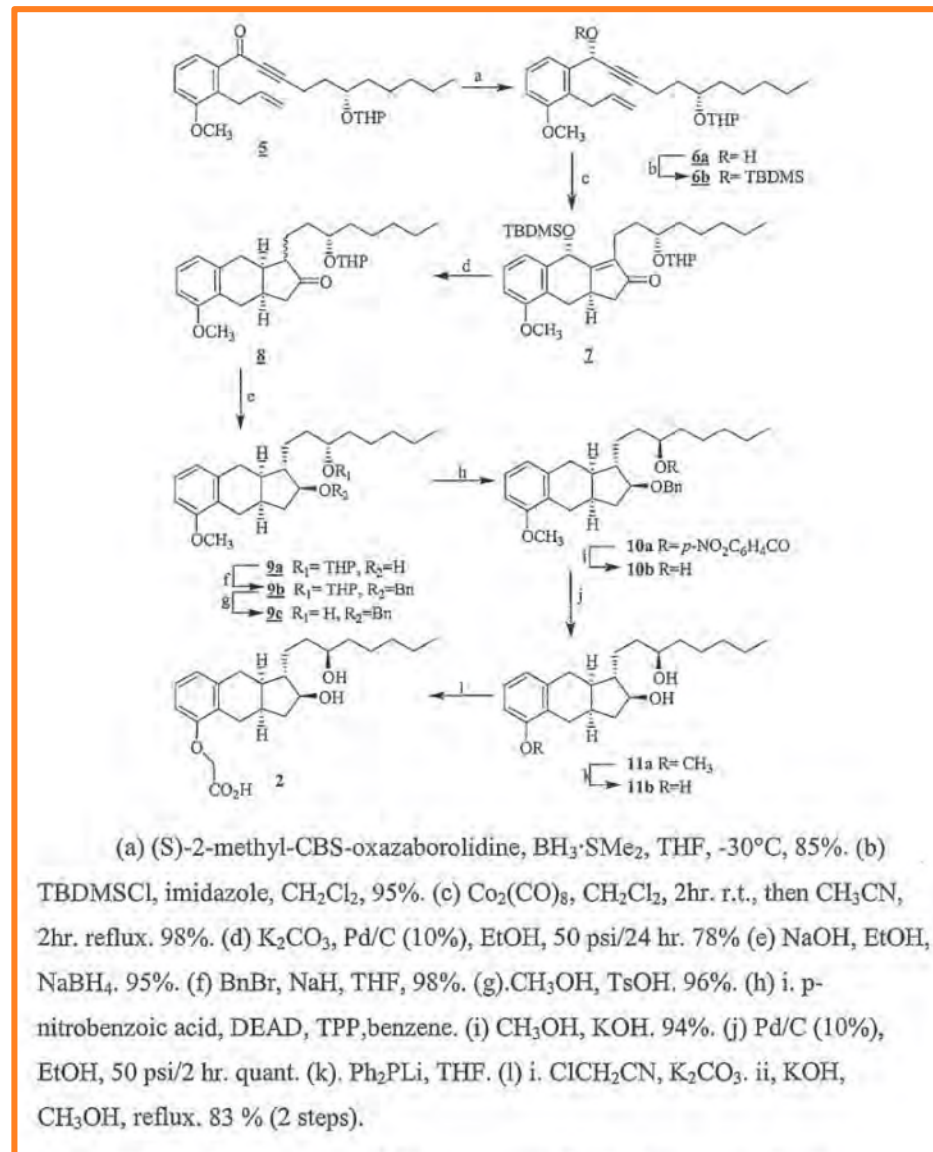
UT EX2036

DEMONSTRATIVE EXHIBIT – NOT EVIDENCE

**LIQUIDIA DOES NOT
MEET ITS BURDEN
TO SHOW THAT
PHARES TEACHES
TREPROSTINIL
SYNTHESIS**

PHARES DOES NOT TEACH A USEFUL SYNTHESIS OF TREPROSTINIL

- No scale, equivalents, or concentrations
- No work-up steps
- No purification details
- No characterization information



**LIQUIDIA DID NOT
MEET ITS BURDEN
TO SHOW PHARES
TEACHES CLAIMED
IMPURITIES**

LIQUIDIA'S ARGUMENT ON IMPURITIES IS NONSENSICAL

- **Phares does not teach anything about impurities.**
- Liquidia invokes Phares' teachings of two different polymorphs of a treprostinil salt to address the claimed impurities.
- Liquidia argues because Phares' Form A is used to make Form B, and Form A has a lower melting point than Form B, Form A must be less pure.
 - This is scientifically inaccurate.
 - This does not read on the claims or address the source of the impurities, which claim 1 states must result from the recited process steps.

LIQUIDIA RESTED ITS SYNTHESIS, IMPURITY, AND STORAGE STABILITY ARGUMENTS ON POLYMORPHS + DSC TRACES...

Phares discloses two crystalline forms of treprostinil diethanolamine salt, Form A and Form B. (Ex. 1008, 85-89; Winkler Decl., ¶68.) Form A has an endotherm, 103 °C and Form B has an endotherm, 107 °C. (Ex. 1008, 87, 88.) The higher melting point of Form B is consistent and compatible with a higher degree of purity in Form B in comparison with Form A based on these endotherm temperatures. (Winkler Decl., ¶68.) Further, Form A is utilized as the starting material for the formation of Form B. (Ex. 1008, 87; Winkler Decl., ¶69.) A POSA would understand that through this transformation, similar to that described in the '901 patent, one is typically removing impurities. (*Id.*) As such, Form A should be more pure than the starting batch and Form B more pure than Form A. (*Id.*)

This shows that Phares necessarily discloses and/or renders obvious the same process steps to make treprostinil and a salt thereof disclosed in claim 1 of the '901 patent (treprostinil diethanolamine salt). (Winkler Decl., ¶71.) This treprostinil or

...AND THEN ARGUES UT'S RESPONSE ADDRESSING POLYMORPHS + DSC ARGUMENTS IS "IRRELEVANT"

³ In his Reply Declaration, Dr. Winkler specifically addressed Dr. Pinal's criticisms that Patent Owner now points to. *See, e.g.*, Ex. 1017, ¶¶ 90-91 (explaining the '075 patent describes synthesis of treprostinil), 96 (explaining Dr. Pinal's attempt to complicate the record with extensive discussion of differential scanning calorimetry is "ultimately irrelevant" because the patent does not claim a specific polymorph), 103 (explaining that Dr. Pinal's argument that a POSA would have to first neutralize KOH before adding diethanolamine is incorrect), 156 (explaining Dr. Pinal's arguments that relate to the stability of one polymorph over another are irrelevant because the claims are not specific to one polymorph).

LIQUIDIA FAILED TO MEET ITS BURDEN ON 2.9 G SCALE

PHARES DOES NOT TEACH 2.9 G OF ANYTHING

- Liquidia asserts “Phares teaches a reaction of ~1 g scale-quantities.”
- Only one reaction is ~1 gram scale—a reaction to form treprostinil methyl ester, which is irrelevant to treprostinil diethanolamine.
 - Uses 1.087 g treprostinil as a starting material to yield crude treprostinil methyl ester.
 - Acidification and purification yields 0.803 grams of purified methyl ester.
 - The methyl ester was not merely a final product, rather it was used as an intermediate to make other prodrugs.

THE SCALE IN QUESTION IS PRODUCT, NOT STARTING MATERIAL

- Dr. Winkler cites his own experience in asserting reactions can be scaled up “by a factor of 3” with a reasonable expectation of success.
 - Scaling up the irrelevant synthesis of treprostinil methyl ester by a factor of 3 still only yields just 2.4 grams material.
- Dr. Winkler repeatedly confuses the amount of starting materials and the amount of product a synthesis yields.
 - Cites, e.g., EX1031 to support contention that benchtop scale-type work in a lab includes working on over 2.9 grams, but EX1021 results in just 5 mg of end product.

OBJECTIVE INDICIA CONFIRM PATENTABILITY

LIQUIDIA IMPROPERLY SHIFTS BURDEN OF PROOF

- Liquidia asserted in its petition:
“Patent Owner has not identified any evidence of secondary indicia.”
 - This is an improper burden shift that ignores objective indicia set forth in the '901 patent's specification.

“The principle applies most often to the less predictable fields, such as **chemistry**, where **minor changes in a product or process may yield substantially different results.**”

- *In re Soni*,
54 F.3d 746, 750 (Fed. Cir. 1995)

OBJECTIVE INDICIA CONFIRM PATENTABILITY

- The claimed inventions provide batch production of treprostinil for use as an active ingredient in a pharmaceutical composition or pharmaceutical product.

- Treprostinil is the active ingredient in three FDA-approved drugs:
 - Remodulin[®] (treprostinil) Injection
 - Tyvaso[®] (treprostinil) Inhalation Solution
 - Orenitram[®] (treprostinil) Extended-Release Tablets

THE '901 PATENT FILLED A LONG-FELT, UNMET NEED

“Because Treprostinil, and other prostacyclin derivatives are of great importance from a medicinal point of view, a need exists for an efficient process to synthesize these compounds on a large scale suitable for commercial production.”

- The '901 Patent

US 9,604,901 B2

1
2

PROCESS TO OBTAIN TREPROSTINIL

3
4

5
6

7
8

9
10

11
12

13
14

15
16

17
18

19
20

21
22

23
24

25
26

27
28

29
30

31
32

33
34

35
36

37
38

39
40

41
42

43
44

45
46

47
48

49
50

51
52

53
54

55
56

57
58

59
60

61
62

63
64

65
66

67
68

69
70

71
72

73
74

75
76

77
78

79
80

81
82

83
84

85
86

87
88

89
90

91
92

93
94

95
96

97
98

99
100

101
102

103
104

105
106

107
108

109
110

111
112

113
114

115
116

117
118

119
120

121
122

123
124

125
126

127
128

129
130

131
132

133
134

135
136

137
138

139
140

141
142

143
144

145
146

147
148

149
150

151
152

153
154

155
156

157
158

159
160

161
162

163
164

165
166

167
168

169
170

171
172

173
174

175
176

177
178

179
180

181
182

183
184

185
186

187
188

189
190

191
192

193
194

195
196

197
198

199
200

201
202

203
204

205
206

207
208

209
210

211
212

213
214

215
216

217
218

219
220

221
222

223
224

225
226

227
228

229
230

231
232

233
234

235
236

237
238

239
240

241
242

243
244

245
246

247
248

249
250

251
252

253
254

255
256

257
258

259
260

261
262

263
264

265
266

267
268

269
270

271
272

273
274

275
276

277
278

279
280

281
282

283
284

285
286

287
288

289
290

291
292

293
294

295
296

297
298

299
300

301
302

303
304

305
306

307
308

309
310

311
312

313
314

315
316

317
318

319
320

321
322

323
324

325
326

327
328

329
330

331
332

333
334

335
336

337
338

339
340

341
342

343
344

345
346

347
348

349
350

351
352

353
354

355
356

357
358

359
360

361
362

363
364

365
366

367
368

369
370

371
372

373
374

375
376

377
378

379
380

381
382

383
384

385
386

387
388

389
390

391
392

393
394

395
396

397
398

399
400

401
402

403
404

405
406

407
408

409
410

411
412

413
414

415
416

417
418

419
420

421
422

423
424

425
426

427
428

429
430

431
432

433
434

435
436

437
438

439
440

441
442

443
444

445
446

447
448

449
450

451
452

453
454

455
456

457
458

459
460

461
462

463
464

465
466

467
468

469
470

471
472

473
474

475
476

477
478

479
480

481
482

483
484

485
486

487
488

489
490

491
492

493
494

495
496

497
498

499
500

501
502

503
504

505
506

507
508

509
510

511
512

513
514

515
516

517
518

519
520

521
522

523
524

525
526

527
528

529
530

531
532

533
534

535
536

537
538

539
540

541
542

543
544

545
546

547
548

549
550

551
552

553
554

555
556

557
558

559
560

561
562

563
564

565
566

567
568

569
570

571
572

573
574

575
576

577
578

579
580

581
582

583
584

585
586

587
588

589
590

591
592

593
594

595
596

597
598

599
600

601
602

603
604

605
606

607
608

609
610

611
612

613
614

615
616

617
618

619
620

621
622

623
624

625
626

627
628

629
630

631
632

633
634

635
636

637
638

639
640

641
642

643
644

645
646

647
648

649
650

651
652

653
654

655
656

657
658

659
660

661
662

663
664

665
666

667
668

669
670

671
672

673
674

675
676

677
678

679
680

681
682

683
684

685
686

687
688

689
690

691
692

693
694

695
696

697
698

699
700

701
702

703
704

705
706

707
708

709
710

711
712

713
714

715
716

717
718

719
720

721
722

723
724

725
726

727
728

729
730

731
732

733
734

735
736

737
738

739
740

741
742

743
744

745
746

747
748

749
750

751
752

753
754

755
756

757
758

759
760

761
762

763
764

765
766

767
768

769
770

771
772

773
774

775
776

777
778

779
780

781
782

783
784

785
786

787
788

789
790

791
792

793
794

795
796

797
798

799
800

801
802

803
804

805
806

807
808

809
810

811
812

813
814

815
816

817
818

819
820

821
822

823
824

825
826

827
828

829
830

831
832

833
834

835
836

837
838

839
840

841
842

843
844

845
846

847
848

849
850

851
852

853
854

855
856

857
858

859
860

861
862

863
864

865
866

867
868

869
870

871
872

873
874

875
876

877
878

879
880

881
882

883
884

885
886

887
888

889
890

891
892

893
894

895
896

897
898

899
900

901
902

903
904

905
906

907
908

909
910

911
912

913
914

915
916

917
918

919
920

921
922

923
924

925
926

927
928

929
930

931
932

933
934

935
936

937
938

939
940

941
942

943
944

945
946

947
948

949
950

951
952

953
954

955
956

957
958

959
960

961
962

963
964

965
966

967
968

969
970

971
972

973
974

975
976

977
978

979
980

981
982

983
984

985
986

987
988

989
990

991
992

993
994

995
996

997
998

999
1000

1001
1002

1003
1004

1005
1006

1007
1008

1009
1010

1011
1012

1013
1014

1015
1016

1017
1018

1019
1020

1021
1022

1023
1024

1025
1026

1027
1028

1029
1030

1031
1032

1033
1034

1035
1036

1037
1038

1039
1040

1041
1042

1043
1044

1045
1046

1047
1048

1049
1050

1051
1052

1053
1054

1055
1056

1057
1058

1059
1060

1061
1062

1063
1064

1065
1066

1067
1068

1069
1070

1071
1072

1073
1074

1075
1076

1077
1078

1079
1080

1081
1082

1083
1084

1085
1086

1087
1088

1089
1090

1091
1092

1093
1094

1095
1096

1097
1098

1099
1100

1101
1102

1103
1104

1105
1106

1107
1108

1109
1110

1111
1112

1113
1114

1115
1116

1117
1118

1119
1120

1121
1122

1123
1124

1125
1126

1127
1128

1129
1130

1131
1132

1133
1134

1135
1136

1137
1138

1139
1140

1141
1142

1143
1144

1145
1146

1147
1148

1149
1150

1151
1152

1153
1154

1155
1156

1157
1158

1159
1160

1161
1162

1163
1164

1165
1166

1167
1168

1169
1170

1171
1172

1173
1174

1175
1176

1177
1178

1179
1180

1181
1182

1183
1184

1185
1186

1187
1188

1189
1190

1191
1192

1193
1194

1195
1196

1197
1198

1199
1200

1201
1202

1203
1204

1205
1206

1207
1208

1209
1210

1211
1212

1213
1214

1215
1216

1217
1218

1219
1220

1221
1222

1223
1224

1225
1226

1227
1228

1229
1230

1231
1232

1233
1234

1235
1236

1237
1238

1239
1240

1241
1242

1243
1244

1245
1246

1247
1248

1249
1250

1251
1252

1253
1254

1255
1256

1257
1258

1259
1260

1261
1262

1263
1264

1265
1266

1267
1268

1269
1270

1271
1272

1273
1274

1275
1276

1277
1278

1279
1280

1281
1282

1283
1284

1285
1286

1287
1288

1289
1290

1291
1292

1293
1294

1295
1296

1297
1298

1299
1300

1301
1302

1303
1304

1305
1306

1307
1308

1309
1310

1311
1312

1313
1314

1315
1316

1317
1318

1319
1320

1321
1322

1323
1324

1325
1326

1327
1328

1329
1330

1331
1332

1333
1334

1335
1336

1337
1338

1339
1340

1341
1342

1343
1344

1345
1346

1347
1348

1349
1350

1351
1352

1353
1354

1355
1356

1357
1358

1359
1360

1361
1362

1363
1364

1365
1366

1367
1368

1369
1370

1371
1372

1373
1374

1375
1376

1377
1378

1379
1380

1381
1382

1383
1384

1385
1386

1387
1388

1389
1390

1391
1392

1393
1394

1395
1396

1397
1398

1399
1400

1401
1402

1403
1404

1405
1406

1407
1408

1409
1410

1411
1412

1413
1414

1415
1416

1417
1418

1419
1420

1421
1422

1423
1424

1425
1426

1427
1428

1429
1430

1431
1432

1433
1434

1435
1436

1437
1438

1439
1440

1441
1442

1443
1444

1445
1446

1447
1448

1449
1450

1451
1452

1453
1454

1455
1456

1457
1458

1459
1460

1461
1462

1463
1464

1465
1466

1467
1468

1469
1470

1471
1472

1473
1474

1475
1476

1477
1478

1479
1480

1481
1482

1483
1484

1485
1486

1487
1488

1489
1490

1491
1492

1493
1494

1495
1496

1497
1498

1499
1500

1501
1502

1503
1504

1505
1506

1507
1508

1509
1510

1511
1512

1513
1514

1515
1516

1517
1518

1519
1520

1521
1522

1523
1524

1525
1526

1527
1528

1529
1530

1531
1532

1533
1534

1535
1536

1537
1538

1539
1540

1541
1542

1543
1544

1545
1546

1547
1548

1549
1550

1551
1552

1553
1554

1555
1556

1557
1558

1559
1560

1561
1562

1563
1564

1565
1566

1567
1568

1569
1570

1571
1572

1573
1574

1575
1576

1577
1578

1579
1580

1581
1582

1583
1584

1585
1586

1587
1588

1589
1590

1591
1592

1593
1594

1595
1596

1597
1598

1599
1600

1601
1602

1603
1604

1605
1606

1607
1608

1609
1610

1611
1612

1613
1614

1615
1616

1617
1618

1619
1620

1621
1622

1623
1624

1625
1626

1627
1628

1629
1630

1631
1632

1633
1634

1635
1636

1637
1638

1639
1640

1641
1642

1643
1644

1645
1646

1647
1648

1649
1650

1651
1652

1653
1654

1655
1

THE '901 PATENT IMPROVES ON EXISTING MANUFACTURING

“Moreover, it was found that the product of the process according to the present invention has higher purity. Therefore, **the present invention provides for a process that is more economical, safer, faster, greener, easier to operate, and provides higher purity.**”

- The '901 Patent

US 9,604,901 B2

5
6

carbon atoms. Exemplary cycloalkyl groups include but not limited to cyclobutyl, cyclopentyl, cyclohexyl, and cycloheptyl.

7
8
9
10
11
12
13
14
15
16
17
18
19
20
21
22
23
24
25

wherein, the term “prodrug” means a derivative of a compound that can hydrolyze, oxidize, or otherwise react under biological conditions (in vitro or in vivo) to provide an active compound. Examples of prodrugs include, but are not limited to, derivatives of a compound that include: bihydrolyzable groups such as bihydrolyzable amides, bihydrolyzable esters, bihydrolyzable carbonates, bihydrolyzable carbonyls, bihydrolyzable uretides, and bihydrolyzable phosphoric analogues (e.g., monophasphate, diphosphate or triphosphate).

As used herein, “hydrate” is a form of a compound wherein water molecules are combined in a certain ratio as an integral part of the structure complex of the compound.

As used herein, “solvate” is a form of a compound where solvent molecules are combined in a certain ratio as an integral part of the structure complex of the compound.

“Pharmaceutically acceptable” means in the present description being useful in preparing a pharmaceutical composition that is generally safe, non-toxic and neither biologically nor otherwise undesirable and includes being useful for veterinary use as well as human pharmaceutical use.

“Pharmaceutically acceptable salts” mean salts which are pharmaceutically acceptable, as defined above, and which possess the desired pharmacological activity. Such salts include acid addition salts formed with organic and inorganic acids, such as hydrogen chloride, hydrogen bromide, hydrogen iodide, sulfuric acid, phosphoric acid, acetic acid, glycolic acid, maleic acid, malonic acid, oxalic acid, methanesulfonic acid, trifluoroacetic acid, fumaric acid, succinic acid, tartaric acid, citric acid, benzoic acid, succinic acid, and the like. Base addition salts may be formed with organic and inorganic bases, such as sodium, ammonium, potassium, calcium, ethanolamine, diethanolamine, N-methylglucamine, choline and the like. Included in the invention are pharmaceutically acceptable salts or compounds of any of the formulae herein.

Depending on its structure, the phrase “pharmaceutically acceptable salt,” as used herein, refers to a pharmaceutically acceptable organic or inorganic acid or base salt of a compound. Representative pharmaceutically acceptable salts include, e.g., alkali metal salts, alkali earth salts, ammonium salts, water-soluble and water-insoluble salts, such as the acetate, aspartate (4,4-diaminodibenz-2,2-difluorinate), benzenesulfonate, benzoate, bisulfate, bisulfite, borate, bromide, butyrate, calcium, calcium acetate, calcium carbonate, chloride, citrate, clavulanate, dibydrochloride, edetate, edylate, enolate, asylate, fumarate, gluceptate, gluconate, glutamate, glycolylsuccinate, hexakis(isopropylphosphate), hexylresorcinate, hydabamine, hydrobromide, hydrochloride, hydroxynaphthoate, iodide, isobutanoate, lactate, lactobionate, laurate, malate, maleate, mandelate, meazylate, methylbromide, methylbromide, methylsulfate, meazate, naproxenate, nitrate, N-methylglucamine ammonium salt, 3-hydroxy-2-naphthoate, oleate, oxalate, palmitate, pantoate (1,1-methene-bis-2-hydroxy-3-naphthoate, einborate), pantothenate, phosphate/diphosphate, picrate, polygalacturonate, propionate, p-toluenesulfonate, salicylate, stearate, subacetate, succinate, sulfate, sulfosilylate, suramate, tartrate, terephthalate, tosylate, trichloride, and valerate salts.

The present invention provides for a process for producing treprostinil and other prostacyclin derivatives and novel intermediate compounds useful in the process. The process according to the present invention provides advantages on large-scale synthesis over the existing method. For example, the purification by column chromatography is eliminated, thus the required amount of flammable solvents and waste generated are greatly reduced. Furthermore, the salt formation is a much easier operation than column chromatography. Moreover, it was found that the product of the process according to the present invention has higher purity. Therefore the present invention provides for a process that is more economical, safer, faster, greener, easier to operate, and provides higher purity.

One embodiment of the present invention is a process for the preparation of a compound of formula I, or a hydrate, solvate, prodrug, or pharmaceutically acceptable salt thereof

26
27
28
29
30
31
32
33
34
35
36
37
38
39
40
41
42
43
44
45
46
47
48
49
50
51
52
53
54
55
56
57
58
59
60

wherein
 V_1 is 1, 2, or 3;
 V_2 is trans-CH=CH , cis-CH=CH , CH_2 , $(\text{CH}_2)_m$, or $\text{C}-\text{C}$; m is 1, 2, or 3;
 R_1 is
 (1) $-\text{C}_6\text{H}_4-\text{CH}_3$, wherein p is an integer from 1 to 5, inclusive,
 (2) phenoxy optionally substituted by one, two or three chloro, fluoro, trifluoromethyl, (C_1-C_3) alkyl, or (C_1-C_3) alkoxy, with the proviso that not more than two substituents are other than alkyl, with the proviso that

Liquidia - Exhibit 1001 - Page 6

9 Claims, No Drawings

See application file for complete search history.

Liquidia - Exhibit 1001 - Page 1

THE '901 PATENT IMPROVES ON TREPROSTINIL MANUFACTURING

“Additional advantages of this process are (a) **crude treprostinil salts can be stored as raw material at ambient temperature** and can be converted to treprostinil by simple acidification with diluted hydrochloric acid...” - The '901 Patent

17 by column chromatography is eliminated. The impurities carried over from intermediate steps (i.e. silylation of triol and hydrolysis of benzidene nitrile) are removed during the carbon treatment and the salt formation step. Additional advantages of this process are: (a) crude treprostinil salts can be stored as raw material at ambient temperature and can be converted to treprostinil by simple acidification with diluted hydrochloric acid, and (b) the treprostinil salts can be synthesized from the solution of treprostinil without isolation. This process provides better quality of final product as well as saves significant amount of solvents and manpower in purification of intermediates.

18 wherein the pharmaceutical batch contains at least 2.9 g of treprostinil or its salt.

2. The pharmaceutical batch of claim 1, which has been dried under vacuum.

3. A pharmaceutical product comprising a therapeutically effective amount of treprostinil from a pharmaceutical batch as claimed in claim 1.

4. A pharmaceutical product comprising a therapeutically effective amount of a salt of treprostinil from a pharmaceutical batch as claimed in claim 1.

5. The product of claim 4, wherein the salt is the diethanolamine salt of treprostinil.

6. A method of preparing a pharmaceutical product from a pharmaceutical batch as claimed in claim 1, comprising storing a pharmaceutical batch of a salt of treprostinil as claimed in claim 4 at ambient temperature, and preparing a pharmaceutical product from the pharmaceutical batch after storage.

7. A method as claimed in claim 6, wherein the salt of treprostinil is a diethanolamine salt.

8. A method of preparing a pharmaceutical batch as claimed in claim 1, comprising (a) alkylating a benzidene triol, (b) hydrolyzing the product of step (a) to form a solution comprising treprostinil, (c) contacting the solution comprising treprostinil from step (b) with a base to form a salt of treprostinil, (d) isolating the salt of treprostinil, and (e) optionally reacting the salt of treprostinil with an acid to form treprostinil, and

9. A method as claimed in claim 8, wherein the salt of treprostinil is a diethanolamine salt.

* * * * *

Liquidia - Exhibit 1001 - Page 12

See application file for complete search history.

9 Claims, No Drawings

Liquidia - Exhibit 1001 - Page 1

UT EX2036

THE '901 PATENT IMPROVES ON TREPROSTINIL MANUFACTURING

“This process provides better quality of final product as well as saves significant amount of solvents and manpower in purification of intermediates.”

- The '901 Patent

17
by column chromatography is eliminated. The impurities carried over from intermediate steps (i.e. silylation of triol and hydrolysis of benzidene nitrile) are removed during the carbon treatment and the salt formation step. Additional advantages of this process are: (a) crude treprostinil salts can be stored as raw material at ambient temperature and can be converted to treprostinil by simple acidification with diluted hydrochloric acid, and (b) the treprostinil salts can be synthesized from the solution of treprostinil without isolation. This process provides better quality of final product as well as saves significant amount of solvents and manpower in purification of intermediates.

18
wherein the pharmaceutical batch contains at least 2.9 g of treprostinil or its salt.

2. The pharmaceutical batch of claim 1, which has been dried under vacuum.

3. A pharmaceutical product comprising a therapeutically effective amount of treprostinil from a pharmaceutical batch as claimed in claim 1.

4. A pharmaceutical product comprising a therapeutically effective amount of a salt of treprostinil from a pharmaceutical batch as claimed in claim 1.

5. The product of claim 4, wherein the salt is the diethanolamine salt of treprostinil.

6. A method of preparing a pharmaceutical product from a pharmaceutical batch as claimed in claim 1, comprising storing a pharmaceutical batch of a salt of treprostinil as claimed in claim 4 at ambient temperature, and preparing a pharmaceutical product from the pharmaceutical batch after storage.

7. A method as claimed in claim 6, wherein the salt of treprostinil is a diethanolamine salt.

8. A method of preparing a pharmaceutical batch as claimed in claim 1, comprising (a) alkylating a benzidene triol, (b) hydrolyzing the product of step (a) to form a solution comprising treprostinil, (c) contacting the solution comprising treprostinil from step (b) with a base to form a salt of treprostinil, (d) isolating the salt of treprostinil, and (e) optionally reacting the salt of treprostinil with an acid to form treprostinil, and

9. A method as claimed in claim 8, wherein the salt of treprostinil is a diethanolamine salt.

Liquidia - Exhibit 1001 - Page 12

See application file for complete search history.

9 Claims, No Drawings

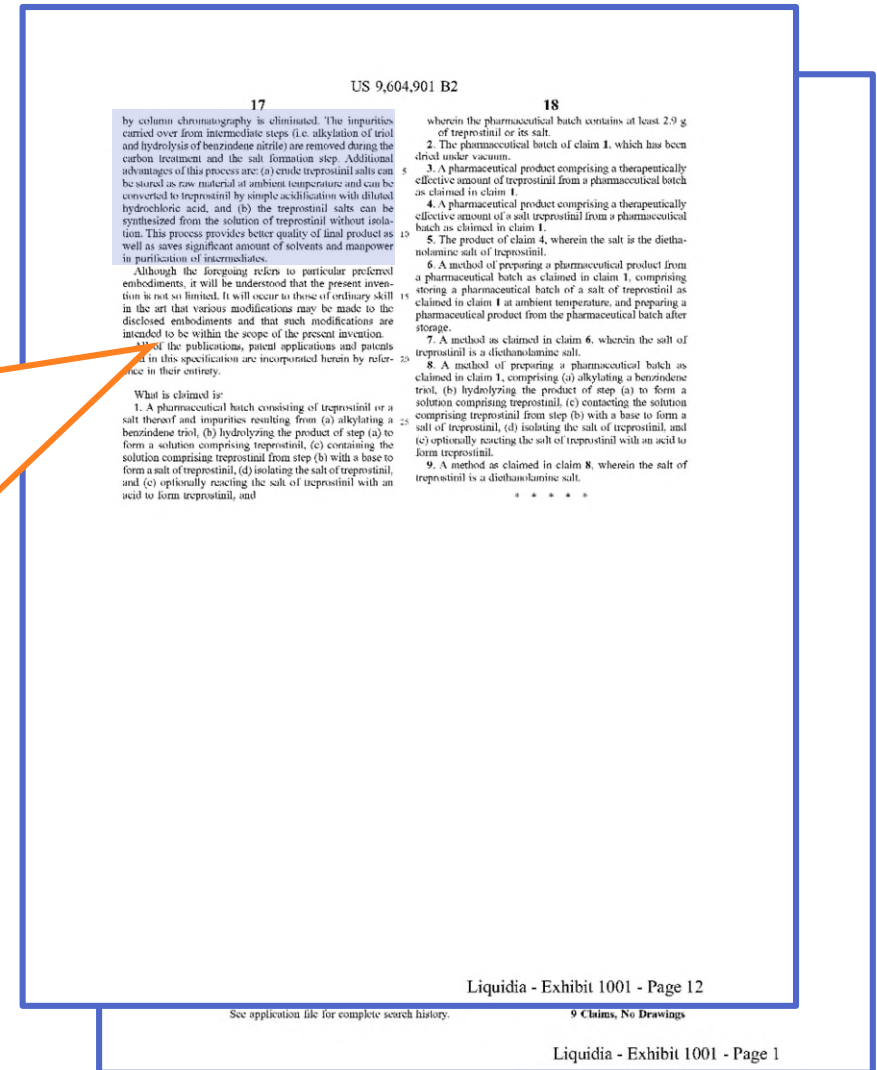
Liquidia - Exhibit 1001 - Page 1

UT EX2036

AMBIENT TEMPERATURE STORAGE STABILITY WAS UNEXPECTED

“Additional advantages of this process are: (a) **crude treprostinil salts can be stored as raw material at ambient temperature** and can be converted to treprostinil by simple acidification with diluted hydrochloric acid.”

- The '901 Patent



UT'S MOTION TO EXCLUDE

EX1002 SHOULD BE EXCLUDED

Fatal flaws of Exhibit 1002 include:

- Lacks statutorily-required oath or caveat for a declaration
 - 35 U.S.C. § 25; 37 C.F.R. § 42.2

- Hearsay without exception

- Dr. Winkler is unqualified to testify on the relevant subject matter
 - FRE 701, 701
 - Incorrect scientific analysis
 - Incorrect characterizations of the prior art

REDLINE SHOWS NEAR IDENTICAL PETITION + “DECLARATION”

- Identical analyses throughout, including:
 - Claims in view of Moriarty + Phares
 - Claims in view of Phares

Claim 1 of the '901 patent simply teaches that one can perform the cyclization and hydrolysis steps, *i.e.*, making the nitrile and then hydrolyzing to make the treprostinil carboxylic acid (salt precursor). (Ex. 1001, claim 1.) Phares teaches that the treprostinil carboxylic acid is in a solution. (Ex. 1008-~~at.~~₂₂, 40.) Treatment of Compound **11b** with KOH, CH₃OH (methanol), as explained above, would lead to the formation of a solution of treprostinil carboxylic acid after neutralization. (~~Id.~~-~~at.~~₄₀.) Phares further discloses that such treprostinil carboxylic acid can be in solution at page 22, where it teaches dissolving the treprostinil acid in ethanol/water. (~~Id.~~-~~at.~~₂₂; [Winkler Decl.](#), ¶88.)

-22-

IPR2020-00770
United Therapeutics EX2013

Moriarty teaches that UT-15 (7) has proven effective in the treatment of pulmonary hypertension and investigated for use in treating severe congestive heart failure, severe intermittent claudication, and immuno-suppression. (Ex. 1009-~~at.~~₃.) A goal of the experiments disclosed in Moriarty was to meet the demands of producing multikilogram quantities of UT-15 needed in the course of drug development. (*Id.*) Therefore, Moriarty discloses a pharmaceutical product comprising a therapeutically effective amount of treprostinil from the pharmaceutical batch. ([Winkler Decl.](#), ¶194.)

Phares further discloses a therapeutically effective amount of treprostinil and treprostinil salt. (Ex. ~~at.~~1008_{48-49, 60, 65}.) The invention of Phares “provides for compositions which may be prepared by mixing one or more compounds of the instant invention, or pharmaceutically acceptable salts thereof, with pharmaceutically acceptable carriers, excipients, binders, diluents or the like, to treat or ameliorate a variety of disorders related vasoconstriction and/or platelet aggregation.” (~~Id.~~-~~at.~~₄₈.) A “therapeutically effective dose” as defined in Phares further “refers to that amount of one or more compounds of the instant invention sufficient to result in amelioration of symptoms of the disorder.” (*Id.*) The compositions can be formulated for various routes of administration, for example, by oral administration, by transmucosal administration, by rectal

-50-

IPR2020-00770
United Therapeutics EX2013

DR. WINKLER'S TESTIMONY IS RIDDLED WITH SCIENTIFIC ERRORS

- Incorrect differential scanning calorimetry analysis
- Conflation of stability concepts
- Errors in applying introductory level acid/base chemistry to salt formation

DR. WINKLER'S DSC TESTIMONY CHANGES OVER TIME

Then: The '393 IPR

“[I]n certainly any organic chemistry textbook, it would explain that the higher melting point the purer the sample is. **Assuming, of course, the same polymorph.**”
- Dr. Winkler

193

1 Winkler

2 form.

3 A. I think that's a general

4 teaching for one of skill would

5 understand that the higher the melting

6 point -- it may even be cited in some of

7 the references that I supplied in some of

8 these general textbooks, but I'm not

9 positive. But in certainly any organic

10 chemistry textbook, it would explain that

11 the higher melting point the purer the

12 sample is.

13 Assuming, of course, the same

14 polymorph.

15 (Winkler Exhibit 13, copy of a

16 Journal of Organic Chemistry paper

17 entitled, "The Intramolecular

18 Asymmetric Pauson-Khand Cyclization

19 as a Novel and General

20 Stereoselective Route to Benzidene

21 Prostacyclins: Synthesis of UT-15

22 (Trepstinil), [SteadyMed-Exhibit

23 1004], marked for identification,

24 this date.)

25 THE WITNESS: Thank you.

DAVID FELDMAN WORLDWIDE, INC.
450 Seventh Avenue - Ste 500, New York, NY 10123 1.800.642.1099
P. 153 UT Ex 2051

0
United Therapeutics EX2007
Page 5596 of 7335

UT EX2036

DR. WINKLER'S DSC TESTIMONY CHANGES OVER TIME

Now: The '901 IPR

“Phares discloses two crystalline forms of treprostinil diethanolamine salt, Form A and Form B... **A form exhibiting a higher endotherm temperature is inherently compatible with a higher purity.** Thus, the higher melting point of Form B is consistent and compatible with a higher degree of purity in Form B in comparison with Form A based on these endotherm temperatures.”

- Dr. Winkler

Petition for *Inter Partes Review* of
U.S. Patent No. 9,604,901 B2

the “purity of compound of formula IV is at least 90.0%, 95.0%, 99.0%, [or] 99.5%,” where the formula IV is treprostinil. (*Id.* at col. 9:49-50.) This disclosure shows that the purity of treprostinil may be as low as 90.0%.

68. Phares discloses two crystalline forms of treprostinil diethanolamine salt, Form A and Form B. (Ex. 1008 at 85-89.) Form A has an endotherm at 103 °C and Form B has an endotherm at 107 °C. (Ex. 1008 at 87, 88.) A form exhibiting a higher endotherm temperature is inherently compatible with a higher purity. Thus, the higher melting point of Form B is consistent and compatible with a higher degree of purity in Form B in comparison with Form A based on these endotherm temperatures.

69. Further, Form A is utilized as the starting material for the formation of Form B. (Ex. 1008 at 87.) A POSA would understand that through this transformation, similar to that described in the '901 patent, one is typically removing impurities. As such, Form A should be more pure than the starting batch and Form B more pure than Form A.

70. The starting batch treprostinil or salt thereof contains impurities that would most likely result from the steps of alkylation and hydrolysis as described in further detail below.

71. Phares thus necessarily discloses and/or renders obvious the same process steps to make treprostinil and a salt thereof disclosed in claim 1 of the '901

28

Liquidia - Exhibit 1002 - Page 32

Liquidia - Exhibit 1002 - Page 1

UT EX2036

DEMONSTRATIVE EXHIBIT – NOT EVIDENCE

DR. WINKLER ERRS IN APPLYING INTRODUCTORY LEVEL ACID/BASE CHEMISTRY REGARDING SALT FORMATION

“[I]nstead of isolating the neutral carboxylic acid at this step by removal of the methanol, a POSA would think it **obvious to instead add diethanolamine (i.e., a base) to the treprostnil solution so that removal of the methanol would instead leave a salt, specifically, treprostnil diethanolamine salt.**”

- Dr. Winkler

Petition for *Inter Partes Review* of
U.S. Patent No. 9,604,901 B2

90. Phares further discloses combining a starting batch of treprostnil and a base. In particular, page 22 of Phares teaches dissolving treprostnil acid in a 1:1 molar ratio mixture of ethanol: water to give a solution of treprostnil acid, which is then treated with a base, **diethanolamine**. (*Id.*) However, a POSA would understand that the treprostnil acid disclosed at page 22 has been previously isolated.

91. But a POSA would know that not isolating the treprostnil before contacting it with a base is obvious based on what is taught by Phares. For example, with the treprostnil solution inherently taught by Phares at page 40, instead of isolating the neutral carboxylic acid at this step by removal of the methanol, a POSA would think it obvious to instead add diethanolamine (*i.e.*, a base) to the treprostnil solution so that removal of the methanol would instead leave a salt, specifically, treprostnil diethanolamine salt. (*Id.* at 40.)

92. A POSA would be motivated to do so to save a step of isolation of the treprostnil, and instead would wait until the salt is formed to conduct an isolation step. The result would be a process with just one isolation step, rather than two, which would be faster, more efficient and more economical. A POSA would have a reasonable expectation of success in doing so because isolation after salt formation is standard practice in the art, and is a step specifically taught in Phares. (Ex. 1008 at 22, 85-89.)

34

Liquidia - Exhibit 1002 - Page 38

Liquidia - Exhibit 1002 - Page 1

DR. WINKLER ERRS IN APPLYING INTRODUCTORY LEVEL ACID/BASE CHEMISTRY REGARDING SALT FORMATION

“Dr. Winkler leaves out the fact that the final step of Phares is carried out in methanol with potassium hydroxide (KOH, a strong base). Potassium hydroxide is a much stronger base than diethanolamine, and **any chemist would know that simply adding diethanolamine in the presence of KOH would not result in the diethanolamine salt.**”

- Dr. Pinal

d. The POSA Would Not Have Had A Reasonable Expectation of Success in Accessing Treprostinil Diethanolamine Based on the Teachings of Phares.

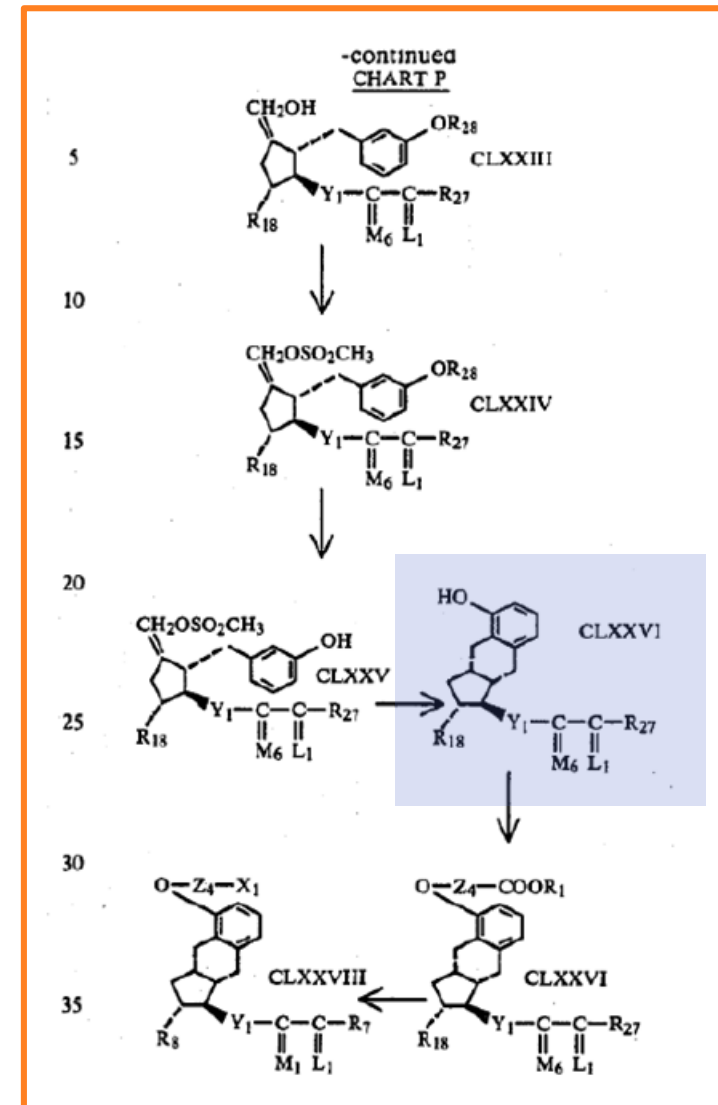
157. Dr. Winkler asserts that, given the teachings of Phares, “a POSA would understand that the treprostinil acid disclosed at page 22 has been previously isolated. But a POSA would know that not isolating the treprostinil before contacting it with a base is obvious based on what is taught by Phares.” EX1002, ¶¶90-91 (asserting that “instead of isolating the neutral carboxylic acid at this step by removal of the methanol, a POSA would have thought it obvious to instead add diethanolamine (*i.e.*, a base)” to form a salt). It is noteworthy that in Dr. Winkler’s analysis, opposite actions, such as isolating vs. not isolating treprostinil, operate in the same direction. I note that this isolation limitation Dr. Winkler seems to try to be addressing is actually a limitation from the ’066 patent—not isolating the treprostinil before contacting it with a base is not an explicit limitation of claim 1 of the ’901 patent. See EX2027, 18:31-33 (claim 5, reciting that the “base is combined with treprostinil that has not been previously isolated”).

158. Dr. Winkler further asserts that “instead of isolating the neutral carboxylic acid at this step by removal of the methanol, a POSA would think it obvious to add diethanolamine (*i.e.*, a base) to the treprostinil solution so that removal of the methanol would instead leave a salt, specifically, treprostinil

-79-

DR. WINKLER WRONGLY CHARACTERIZES PRIOR ART

- Dr. Winkler asserted Chart P of Exhibit 1014 teaches selective alkylation of a treprostinil triol intermediate.
 - It doesn't. Alkylation occurs on CLXXVI which has a single OH group—not three.
- Aristoff (Exhibit 1014) explicitly describes this compound by noting the “presence of protected R_{18} [and] M_6 hydroxyl groups.”



DR. WINKLER INCORRECTLY CITES ARISTOFF PRODRUG TEACHING FOR ALKYLATION PROPOSITION

187. Dr. Winkler also refers to this exhibit in asserting that Phares cites to the '075 patent for teaching this alleged alkylation of the triol. It does not. Rather, Phares at 9 is discussing prodrugs, including “chemically derivatizing treprostinil to make stable esters, and in some instances, the compounds were derivatized from the hydroxyl groups.” With regard to the '075 patent, Phares is limited to say: “Compounds of the present invention can also be provided by modifying the compounds found in U.S. Patent Nos. 4,306,075 and 5,153,222 in the like manner.” EX1008 (Phares), 9.

DR. WINKLER: UNSWORN DECLARANT, EVASIVE, UNWILLING TO ENGAGE WITH MATERIAL ELEMENTS OF THE CASE

- Refusal to answer questions or extreme evasiveness regarding complexity of science and basic chemistry topics:
 - Acid Neutralization
 - Counterion Selection
 - Crystal Morphology

Q. I understand that may or may not have been your intention. You say it was your intention. That's fine.

My question was very different. My question is, you agree with me that if you add HCl to a KOH solution to bring it to pH 10 to 12 you have not neutralized the KOH, correct?

MS. KANNAPPAN: Objection, form, misstates.

THE WITNESS: Well, again, what I had intended to do here was to quote the experimental procedure to -- to -- not even to neutralization, but to the acidification that's described at the top of the right column of page 13. And so what I intended to do here today was to correct that to indicate that my intention had been to include this entire portion of the experimental.

EX1012 SHOULD BE EXCLUDED

Fatal flaws of Exhibit 1012 include:

- Lack of purported Japanese document being translated
- Lack of a verified translator's declaration
- **Liquidia has repeatedly failed to cure these defects.**

FATAL FLAWS OF EXHIBIT 1012 INCLUDE:

- Liquidia's failure to establish it is a true and accurate representation of the original purported Japanese-language patent
 - FRE 802; 37 C.F.R. §42.63(b)

- Liquidia's failure to establish sufficient indicia to support a finding that EX1012 is what it purports to be; EX1012 is not self-authenticating
 - FRE 901, 902

- Liquidia's failure to provide certification by the appropriate foreign certifying authority
 - FRE 902(3)

LIQUIDIA'S NEW TESTIMONY

EX1049: “AFFIDAVIT OF BORIS LEVINE”

- **EX1049 is hearsay under FRE 802 without exception.**
 - Liquidia offers this “declaration” testimony for its truth, but Mr. Levine has not been subject to cross examination.
- **EX1049 is unfairly prejudicial under FRE 403.**
 - UT identified Kawakami, EX1012, as improper in its POPR, filed on July 14, 2020.
 - UT timely objected to EX1012 on October 27, 2020.
 - **37 C.F.R. 42.64(b)(2)** gives Petitioner ten business days to respond with supplemental evidence.
 - Liquidia filed EX1049 on June 1, 2021, 144 business days (217 days) after UT’s objections.

EX1052: “SUPPLEMENTAL DECLARATION OF SYLVIA HALL-ELLIS”

- **EX1052 is hearsay under FRE 802 without exception.**
 - Liquidia offers this “declaration” testimony for its truth, but Dr. Hall-Ellis has not been subject to cross examination.
- **EX1052 is unfairly prejudicial under FRE 403.**
 - UT identified problems with the original Hall-Ellis declaration, EX1015, in its POPR, filed on July 14, 2020.
 - UT timely objected to EX1015 on October 27, 2020.
 - **37 C.F.R. 42.64(b)(2)** gives Petitioner ten business days to respond with supplemental evidence.
 - Liquidia filed EX1052 on June 1, 2021, 144 business days (217 days) after UT’s objections.

LIQUIDIA'S REQUEST TO STRIKE

PATENT OWNER’S “CONTACTING” CONSTRUCTIONS HAVE BEEN CONSISTENT—PLAIN + ORDINARY MEANING

Passages of POR (Paper 12) to Be Stricken

- 11:10-14
- 15:12-13
- 25:7-8
- 29:5-6, 16-17
- 34:11-17
- 53:9-12
- 56:15-16, 18
- 58:14
- 59:7
- 62:12-13

- Liquidia identified a number of instances where Patent Owner appeared to suggest no purification was allowed.
- Those statements were facially inconsistent with Dr. Pinal’s testimony and were made in error.
- Patent Owner expeditiously withdrew those statements.

UT HAS NEVER CHANGED ITS CLAIM CONSTRUCTION POSITION

“I note that this isolation limitation Dr. Winkler seems to try to be addressing is actually a limitation from the '066 patent—**not isolating the treprostinil before contacting it with a base is not an explicit limitation of claim 1 of the '901 patent.**”

- Dr. Pinal

d. The POSA Would Not Have Had A Reasonable Expectation of Success in Accessing Treprostinil Diethanolamine Based on the Teachings of Phares.

157. Dr. Winkler asserts that, given the teachings of Phares, “a POSA would understand that the treprostinil acid disclosed at page 22 has been previously isolated. But a POSA would know that not isolating the treprostinil before contacting it with a base is obvious based on what is taught by Phares.” EX1002, ¶¶90-91 (asserting that “instead of isolating the neutral carboxylic acid at this step by removal of the methanol, a POSA would have thought it obvious to instead add diethanolamine (*i.e.*, a base)” to form a salt). It is noteworthy that in Winkler’s analysis, opposite actions, such as isolating vs. not isolating in the same direction. I note that this isolation limitation Dr. Winkler seems to try to be addressing is actually a limitation from the '066 patent—not isolating the treprostinil before contacting it with a base is not an explicit limitation of claim 1 of the '901 patent. See EX2027, 18:31-33 (claim 5, reciting that the “base is combined with treprostinil that has not been previously isolated”).

158. Dr. Winkler further asserts that “instead of isolating the neutral carboxylic acid at this step by removal of the methanol, a POSA would think it obvious to add diethanolamine (*i.e.*, a base) to the treprostinil solution so that removal of the methanol would instead leave a salt, specifically, treprostinil

-79-

DR. RUFFOLO CONFIRMS DR. PINAL'S UNDERSTANDING

“[A] POSA would understand that the passage in the Patent Owner’s Response upon which Liquidia relies is incorrect to the degree it suggests that Examples 2 and 3 describe synthesizing treprostinil without isolating it prior to salt formation.” - Dr. Ruffolo

however, treprostinil is formed in a basic (alkaline) aqueous solution containing an alcohol (methanol), and this solution is **not** carried forward to the salt formation step.

- The actual solution that was carried forward to the salt formation step in Example 2 is an organic phase solution (and not an aqueous phase solution) containing treprostinil, and this occurs after the treprostinil that was formed in the aqueous phase described above is transferred to an organic phase. As is clear from Example 2, the solution in which treprostinil is formed, which is the basic (alkaline) aqueous phase, is first acidified to protonate treprostinil, and this unionized form of treprostinil is then extracted into ethyl acetate (an organic solvent), and it is this treprostinil in the organic phase that is what is carried forward to the salt formation step, and not the solution in which treprostinil was formed, which was in the aqueous phase. It is this organic phase containing treprostinil, that follows the phase transition from the aqueous phase, that represents the “35-40 L from the previous step” that was used “in [the] next step”, which is the salt formation step described in Example 3. Accordingly, a POSA would recognize that the unsupported statement on which Liquidia relies could not unambiguously alter the scope of the ‘901 patent claims as Liquidia proposes.

- Furthermore, treprostinil itself has already been isolated and separated from many impurities (although not all impurities) through the many purification steps that occur in Examples 2 and 3. Simply because treprostinil is still in a solution when used in the salt formation step does not mean that treprostinil has not been isolated (as discussed in detail below). As such, a POSA would understand that the passage in the Patent Owner’s Response upon which Liquidia relies is incorrect to the degree it suggests that Examples 2 and 3 describe synthesizing treprostinil without isolating it prior to salt formation.

7

³ Ex. 2 at 11:1-12:17.

6

MOTIONS TO STRIKE ARE RARE + UNCOMMONLY GRANTED

- Motions to strike need to be justified for a significant reason.
- Liquidia's litany of proposed argument and testimony to strike is inconsistent with the withdrawn statements.
 - Benefits in specification still fall within the scope of the '901 patent claims.

“[S]triking the entirety or a portion of a party's brief is an **exceptional remedy** that the Board expects will be **granted rarely.**”

- *Consolidated Trial Practice Guide, November 2019, 80-81*

LIQUIDIA'S LITANY OF ARGUMENT + TESTIMONY TO BE STRICKEN

POR (Paper 12)	EX2002	EX2025	Sur-Reply (Paper 25)
— 4:17-5:1	— ¶¶124-26	— ¶81	— 4:8-9
— 5:13-15, 17-6:8	— ¶¶135-40	— ¶¶90-91	— 10:11-11:5
— 11:5-14	— ¶170	— ¶95	— 17:18-18:5
— 12:6-9	— ¶¶222-24	— ¶¶156-60	— 18:9-19:2
— 15:6-8, 12-16:5	— ¶¶229-30	— ¶201	— 19:12-13
— Footnote 1	— ¶¶235-36	— ¶¶204-06	— 20:18-19
— 19:8-20:18	— ¶240	— ¶210-12	— 22:10-16
— 24:14-15	— ¶¶243-44	— ¶¶217-18	— 23:1-24:2
— 25:1-3	— ¶¶274-77	— ¶222	— 24:13-25:10
— 29:3-6, 16-34:18	— ¶¶294-95	— ¶256	— Footnote 3
— 37:15-38:10	— ¶¶304-05	— ¶258	
— 50:7-51:8		— ¶276	
— 51:10-14, 18-52:2		— ¶¶283-85	
— 53:9-12		— ¶291	
— 56:14-60:16			
— 61:16-64:17			
— 65:2-18			
— 66:19-67:13			
— 68:7-69:4			

THERE IS NO BASIS TO STRIKE ANY ARGUMENT OR TESTIMONY PERTAINING TO STORAGE

“Because an expert witness is charged with the duty of giving his or her expert opinion regarding the matter before the court, **we fail to comprehend how an expert witness**, who is not an agent of the party who called him, **can be authorized to make an admission for that party.**”

- *Kirk v. Raymark Indus., Inc.*,
61 F.3d 147, 164 (3rd Cir. 1995)

- In the district court action, Dr. Ruffolo was retained to testify about the meaning of the word “storage,” not the legal requirements of practicing the claim.
 - Liquidia went beyond claim construction and asked Dr. Ruffolo about the legal question of infringement.
- UT has consistently taken the view that the claims actually require storage.
 - The parties agree that the material must be stored in order to meet the requirements of the claim.
- Dr. Pinal opined what a POSA would understand the term means, not the legal question of what the claims require.