


# Mouse Interface Summary



The tables in this appendix summarize the basic mouse interface, including selection and direct manipulation (drag and drop).

**Table A. 1 Interaction Guidelines for Common Unmodified Mouse Actions**

Action	Target	Effect on current selection state	Effect on anchor point location	Resulting operation using button 1	Resulting operation using button 2
Press	Unselected object	Clears the active selection.	Resets the anchor point to the object.	Selects the object.	Selects the object.
	Selected object	None	None	None <sup>1</sup>	None
	White space (background)	Clears the active selection.	Resets the anchor point to the button down location.	Initiates a region (marquee) selection.	Initiates a region (marquee) selection.
Click	Unselected object	Clears the active selection.	Resets the anchor point to the object.	Selects the object.	Selects the object and displays its pop-up menu.
	Selected object	None <sup>2</sup>	None <sup>2</sup>	Selects the object. <sup>1</sup>	Selects the object <sup>1</sup> and displays the selection's pop-up menu.
	White space (background)	Clears the active selection.	None	None	Displays the pop-up menu for the white space. <sup>3</sup>

**Table A. 1 Interaction Guidelines for Common Unmodified Mouse Actions** (continued)

Action	Target	Effect on current selection state	Effect on anchor point location	Resulting operation using button 1	Resulting operation using button 2
Drag	Unselected object	Clears the active selection.	Resets the anchor point to the object.	Selects the object and carries out the default transfer operation <sup>4</sup> upon the button release at the destination.	Selects the object and displays the non-default transfer pop-up menu <sup>4</sup> upon the button release at the destination.
	Selected object	None	None	Carries out the default transfer operation <sup>4</sup> on the selection upon the button release at the destination.	Displays the nondefault transfer pop-up menu <sup>4</sup> upon the button release at the destination.
	White space (background)	Clears the active selection.	None	Selects everything logically included from anchor point to active end.	Selects everything logically included from anchor point to active end and displays pop-up menu for the resulting selection.
Double-click	Unselected object	Clears the active selection.	Resets the anchor point to the object.	Selects the object and carries out the default operation.	Selects the object.
	Selected object	None	None	Carries out the selection's default operation.	Selects the object.
	White space (background)	Clears the active selection.	None	Carries out the default operation for the white space. <sup>3</sup>	None.

<sup>1</sup>Alternatively, you can support subselection for this action. Subselection means to distinguish an object in a selection for some purpose. For example, in a selection of objects, subselecting an object may define that object as the reference point for alignment commands.

<sup>2</sup>Alternatively, you can support clearing the active selection and reset the anchor point to the object — if this better fits the context of the user's task.

<sup>3</sup>The white space (or background) is an access point for commands of the view, the container, or both. For example, white space can include commands related to selection (Select All), magnification (Zoom), type of view (Outline), arrangement (Arrange By Date), display of specific view elements (Show Grid), general operation of the view (Refresh), and containment commands that insert objects (Paste).

<sup>4</sup>The default transfer operation is determined by the destination of the drag and drop. Similarly, the destination determines the transfer commands displayed in the resulting pop-up menu when the mouse button is released. If the object cannot be dragged, then you can optionally use this action to create a range selection.



**Table A. 2 Interaction Guidelines for Using the SHIFT Key to Modify Mouse Actions**

Action	Target	Effect on current selection state	Effect on anchor point location	Resulting operation using button 1	Resulting operation using button 2
SHIFT+ Press	Unselected object	Clears the active selection. <sup>1</sup>	None	Extends the selection state from the anchor point to the object. <sup>2</sup>	Extends the selection state from the anchor point to the object. <sup>3</sup>
	Selected object	Clears the active selection. <sup>1</sup>	None	Extends the selection state from the anchor point to the object. <sup>2</sup>	Extends the selection state from the anchor point to the object. <sup>3</sup>
	White space (background)	Clears the active selection. <sup>1</sup>	None	Extends the selection state from the anchor point to the object logically included at the button down point. <sup>2</sup>	Extends the selection state from the anchor point to the object logically included at the button down point. <sup>3</sup>

**Table A. 2 Interaction Guidelines for Using the SHIFT Key to Modify Mouse Actions** *(continued)*

Action	Target	Effect on current selection state	Effect on anchor point location	Resulting operation using button 1	Resulting operation using button 2
SHIFT+ Click	Unselected object	Clears the active selection. <sup>1</sup>	None	Extends the selection state from the anchor point to the object. <sup>2</sup>	Extends the selection state from the anchor point to the object <sup>2</sup> and displays the pop-up menu for the resulting selection. <sup>3</sup>
	Selected object	Clears the active selection. <sup>1</sup>	None	Extends the selection state from the anchor point to the object. <sup>2</sup>	Extends the selection state from the anchor point to the object <sup>2</sup> and displays the pop-up menu for the resulting selection. <sup>3</sup>
	White space (background)	Clears the active selection. <sup>1</sup>	None	Extends the selection state from the anchor point to the object logically included at the button down point. <sup>2</sup>	Extends the selection state from the anchor point to the object <sup>2</sup> logically included at the button down point and displays the pop-up menu for the resulting selection. <sup>3</sup>



**Table A. 2 Interaction Guidelines for Using the SHIFT Key to Modify Mouse Actions** *(continued)*

Action	Target	Effect on current selection state	Effect on anchor point location	Resulting operation using button 1	Resulting operation using button 2
SHIFT+ Drag	Unselected object	Clears the active selection. <sup>1</sup>	None	Extends the selection state from the anchor point to the object. <sup>2</sup>	Extends the selection state from the anchor point to the object <sup>2</sup> and displays the pop-up menu for the resulting selection. <sup>3</sup>
	Selected object	Clears the active selection. <sup>1</sup>	None	Extends the selection state from the anchor point to the object. <sup>2</sup>	Extends the selection state from the anchor point to the object <sup>2</sup> and displays the pop-up menu for the resulting selection. <sup>3</sup>
	White space (background)	Clears the active selection. <sup>1</sup>	None	Extends the selection state from the anchor point to the object logically included at the button down point. <sup>2</sup>	Extends the selection state from the anchor point to the object logically included at the button down point <sup>2</sup> and displays the pop-up menu for the resulting selection. <sup>3</sup>

**Table A. 2 Interaction Guidelines for Using the SHIFT Key to Modify Mouse Actions** (continued)

Action	Target	Effect on current selection state	Effect on anchor point location	Resulting operation using button 1	Resulting operation using button 2
SHIFT+ Double-click	Unselected object	Clears the active selection. <sup>1</sup>	Resets the anchor point to the object.	Extends the selection state from the anchor point to the object <sup>2</sup> and carries out the default command on the resulting selection. <sup>3</sup>	Extends the selection state from the anchor point to the object. <sup>2</sup>
	Selected object	None	None	Extends the selection state from the anchor point to the object <sup>2</sup> and carries out the default command on the resulting selection. <sup>3</sup>	Extends the selection state from the anchor point to the object. <sup>2</sup>
	White space (background)	Clears the active selection. <sup>1</sup>	None	Extends the selection state from the anchor point to the object logically included at the button down point <sup>2</sup> and carries out the default command on the resulting selection. <sup>3</sup>	Extends the selection state from the anchor point to the object logically included at the button down point. <sup>2</sup>

<sup>1</sup> Only the active selection is cleared. The active selection is the selection made from the current anchor point. Other selections made by disjoint selection techniques are not affected, unless the new selection includes those selected elements.

<sup>2</sup> The resulting selection state is based on the selection state of the object at the anchor point. If that object becomes selected, all the objects included in the range are selected. If the object is not selected, all the objects included in the range are also not selected.

<sup>3</sup> If the effect of extending the selection unselects the object or a range of objects, the operation applies to the remaining selected objects.



**Table A. 3 Interaction Guidelines for Using the CTRL Key to Modify Mouse Actions**

Action	Target	Effect on selection state	Effect on anchor point location	Resulting operation using button 1	Resulting operation using button 2
CTRL+ Press	Unselected object	None	Resets the anchor point to the object.	Selects the object. <sup>1</sup>	Selects the object. <sup>1</sup>
	Selected object	None	Resets the anchor point to the object.	None	None
	White space (background)	None	Resets the anchor point to the button down location.	Initiates a disjoint region selection.	Initiates a disjoint region selection.
CTRL+ Click	Unselected object	None	Resets the anchor point to the object.	Selects the object. <sup>1</sup>	Selects the object <sup>1</sup> and displays the pop-up menu for the entire selection.
	Selected object	None	Resets the anchor point to the object.	Unselects the object. <sup>1</sup>	Unselects the object <sup>1</sup> and displays the pop-up menu for the remaining selection.
	White space (background)	None	None	None	Displays the pop-up menu for the existing selection.
CTRL+ Drag	Unselected object	None	Resets the anchor point to the object.	Selects the object <sup>1</sup> and copies the entire selection. <sup>2</sup>	Selects the object <sup>1</sup> and displays the transfer pop-up menu upon button release at the destination.
	Selected object	None	Resets the anchor point to the object.	Copies the entire selection to the destination defined at the button up location. <sup>2</sup>	Selects the object <sup>1</sup> and displays the transfer pop-up menu upon button release at the destination.

**Table A. 3 Interaction Guidelines for Using the CTRL Key to Modify Mouse Actions** *(continued)*

Action	Target	Effect on selection state	Effect on anchor point location	Resulting operation using button 1	Resulting operation using button 2
CTRL+ Drag <i>(cont.)</i>	White space (background)	None	None	Toggles the selection state of objects logically included by region selection. <sup>3</sup>	Toggles the selection state of objects logically included by region selection <sup>3</sup> and displays the pop-up menu for the resulting selection. <sup>4</sup>
CTRL+ Double-click	Unselected object	None	Resets the anchor point to the object.	Selects the object <sup>1</sup> and carries out the default command on the selection set.	Selects the object. <sup>1</sup>
	Selected object	None	Resets the anchor point to the object.	Unselects the object and carries out the default command on the selection set. <sup>4</sup>	Unselects the object.
	White space (background)	None	None	Carries out the default command on the existing selection. <sup>5</sup>	None

<sup>1</sup> The CTRL key toggles the selection state of an object; this table entry shows the result.

<sup>2</sup> If the user releases the CTRL key before releasing the mouse button, the operation reverts to the default transfer operation (as determined by the destination). If the destination does not support a copy operation, it may reinterpret operation. If the object cannot be dragged, you can optionally use this operation to create a disjoint range selection.


<sup>3</sup> The range of objects included are all toggled to the same selection state, which is based on the first object included by the bounding region (marquee).

<sup>4</sup> If the effect of toggling cancels the selection of the object, the operation applies to the remaining selected objects.

<sup>5</sup> The white space (background) is an access point to the commands of the view, the container, or both.



# Keyboard Interface Summary



This appendix summarizes the common keyboard operations, short-cut keys, and access key assignments.

Table B.1 displays a summary of the keys used for navigation.

**Table B.1 Common Navigation Keys**

Key	Cursor movement	CTRL+CURSOR movement
LEFT ARROW	Left one unit.	Left one proportionally larger unit.
RIGHT ARROW	Right one unit.	Right one proportionally larger unit.
UP ARROW	Up one unit or line.	Up one proportionally larger unit.
DOWN ARROW	Down one unit or line.	Down one proportionally larger unit.
HOME	To the beginning of the line.	To the beginning of the data (topmost position).
END	To the end of the line.	To the end of the data (bottommost position).
PAGE UP	Up one screen (previous screen, same position). <sup>1</sup>	Left one screen (or previous unit, if left is not meaningful).
PAGE DOWN	Down one screen (next screen, same position). <sup>1</sup>	Right one screen (or next unit, if right is not meaningful).
TAB <sup>2</sup>	Next field.	To next tab position (in property sheets, next page).

<sup>1</sup> "Screen" is defined as the height of the visible area being viewed. When scrolling, leave a nominal portion of the previous screen to provide context. For example in text, PAGE DOWN includes the last line of the previous screen as its first line.

<sup>2</sup> Using the SHIFT key with the TAB key navigates in the reverse direction.

Table B.2 lists the common shortcut keys. Avoid assigning these keys to functions other than those listed.

**Table B.2 Common Shortcut Keys**

<b>Key</b>	<b>Meaning</b>
CTRL+C <sup>1</sup>	Copy
CTRL+O	Open
CTRL+P	Print
CTRL+S	Save
CTRL+V <sup>1</sup>	Paste
CTRL+X <sup>1</sup>	Cut
CTRL+Z <sup>1</sup>	Undo
F1	Display contextual Help window.
SHIFT+F1	Activate context-sensitive Help mode (What's This?).
SHIFT+F10	Display pop-up menu.
SPACEBAR <sup>2</sup>	Select (same as mouse button 1 click).
ESC	Cancel
ALT	Activate or inactivate menu bar mode.
ALT+TAB <sup>3</sup>	Display next primary window (or application).
ALT+ESC <sup>3</sup>	Display next window.
ALT+SPACEBAR	Display pop-up menu for the window.
ALT+HYPHEN	Display pop-up menu for the active child window (MDI).
ALT+ENTER	Display property sheet for current selection.
ALT+F4	Close active window.
ALT+F6 <sup>3</sup>	Switch to next window within application (between modeless secondary windows and their primary window).
ALT+PRINT SCREEN	Capture active window image to the Clipboard.
PRINT SCREEN	Capture desktop image to the Clipboard.
CTRL+ESC	Access Start button in taskbar.



**Table B.2 Common Shortcut Keys** (continued)

Key	Meaning
CTRL+F6	Display next child window (MDI).
CTRL+TAB	Display next tabbed page or child window (MDI).
CTRL+ALT+DEL	Reserved for system use.

<sup>1</sup> The system still supports shortcut assignments available in earlier versions of Microsoft Windows (ALT+BACKSPACE, SHIFT+INSERT, CTRL+INSERT, SHIFT+DELETE). You should consider supporting them (though not documenting them) to support the transition of users.

<sup>2</sup> If the context (for example, a text box) uses the SPACEBAR for entering a space character, you can use CTRL+SPACEBAR. If that is also defined by the context, define your own key.

<sup>3</sup> Using the SHIFT key with this key combination navigates in the reverse direction.

Table B.3 lists shortcut key assignments for keyboards supporting the new Windows keys. The Left Windows key and Right Windows key are handled the same. All Windows key combinations, whether currently assigned or not, are strictly reserved for definition by the system only. Do not use this key for your own application-defined functions.

**Table B.3 Windows Keys**

Key	Meaning
APPLICATION key	Display pop-up menu for the selected object.
WINDOWS key	Display Start button menu.
WINDOWS+F1	Display Help Topics browser dialog box for the main Windows Help file.
WINDOWS+TAB	Activate next application window.
WINDOWS+E	Explore My Computer.
WINDOWS+F	Find a file.
WINDOWS+CTRL+F	Find a computer.
WINDOWS+M	Minimize All.
SHIFT+WINDOWS+M	Undo Minimize All.
WINDOWS+R	Display Run dialog box.
WINDOWS+BREAK	Reserved system function.
WINDOWS+number	Reserved for computer manufacturer use.

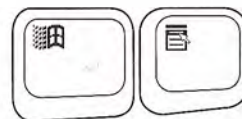
**Windows key and Application key**

Table B.4 lists the key combinations and sequences the system uses to support accessibility. Support for these options is set by users with the Windows Accessibility Options.

**Table B.4 Accessibility Keys**

<b>Key</b>	<b>Meaning</b>
LEFT ALT+LEFT SHIFT+PRINT SCREEN	Toggle High Contrast mode
LEFT ALT+LEFT SHIFT+NUM LOCK	Toggle MouseKeys
SHIFT (pressed five consecutive times)	Toggle StickyKeys
RIGHT SHIFT (held eight or more seconds)	Toggle FilterKeys (SlowKeys, RepeatKeys, and BounceKeys)
NUM LOCK (held five or more seconds )	Toggle ToggleKeys

Table B.5 lists the recommended access key assignments for common commands. While the context of a command may affect specific assignments, you should use these access keys when you including these commands in your menus and command buttons.

**Table B.5 Access Key Assignments**


<u>A</u> bout	I <u>n</u> sert <u>O</u> bject	<u>Q</u> uick View
Alw <u>A</u> ys on <u>T</u> op	<u>L</u> ink Here	<u>R</u> edo
<u>A</u> pply	M <u>a</u> ximize	<u>R</u> epeat
<u>B</u> ack	M <u>i</u> nimize	<u>R</u> estore
<u>B</u> rowse	<u>M</u> ove	<u>R</u> esume
<u>C</u> lose	<u>M</u> ove Here	<u>R</u> etry
<u>C</u> opy	<u>N</u> ew	<u>R</u> un
<u>C</u> opy Here	<u>N</u> ext	<u>S</u> ave
Create <u>S</u> hortcut	<u>N</u> o	Save <u>A</u> s
Create <u>S</u> hortcut Here	<u>O</u> pen	Select <u>A</u> ll
<u>C</u> ut	<u>O</u> pen <u>W</u> ith	Send <u>T</u> o
<u>D</u> elete	<u>P</u> aste	<u>S</u> how
<u>E</u> dit	Paste <u>L</u> ink	<u>S</u> ize
<u>E</u> xit	Paste <u>S</u> hortcut	<u>S</u> plit
<u>E</u> xplore	Page <u>S</u> etup	<u>S</u> top
<u>F</u> ile	Paste <u>S</u> pecial	<u>U</u> ndo
<u>F</u> ind	<u>P</u> ause	<u>V</u> iew
<u>H</u> elp	<u>P</u> lay	<u>W</u> hat's This?
Help <u>T</u> opics	<u>P</u> rint	<u>W</u> indow
<u>H</u> ide	<u>P</u> rint Here	<u>Y</u> es
<u>I</u> nsert	<u>P</u> roperties	

Avoid assigning access keys to OK and Cancel when the ENTER key and ESC key, respectively, are assigned to them by default.





# Guidelines Summary



The following checklist summarizes the guidelines covered in this guide. You can use this guideline summary to assist you in your planning, design, and development process.

Remember, the objective of the recommendations and suggestions in this guide is to benefit your users, not to enforce a rigid set of rules. Consistency in design makes it easier for a user to transfer skills from one task to another. When you need to diverge from or extend these guidelines, follow the principles and spirit of this guide.

## General Design

- Supports user initiation of actions
- Supports user customization of the interface
- Supports an interactive and modeless environment
- Supports direct manipulation interfaces
- Uses familiar, appropriate metaphors
- Is internally consistent; similar actions have a similar interface
- Makes actions reversible where possible; where not possible, requests confirmation
- Makes error recovery easy
- Eliminates possibilities for user errors, where possible

- Uses visual cues to indicate user interaction
- Provides prompt feedback
- Provides feedback that is appropriate to the task
- Makes appropriate use of progressive disclosure

## Design Process

- Employs a balanced team
- Uses an iterative design cycle
- Incorporates usability assessment as a part of the process
- Designs for user limitations

## Input and Interaction

- Follows basic mouse interaction guidelines
- Uses appropriate modifier keys for adjusting or adding elements to a selection
- Uses appropriate visual feedback, such as highlighting or handles, to indicate selected objects
- Supports default and nondefault drag and drop
- Supports standard transfer commands, where appropriate
- Provides keyboard interface for all basic operations
- Follows keyboard guidelines for navigation, shortcut keys, and access keys



- Keeps foreground activity as modeless as possible
- Indicates use of modes visually
- Provides access to common, basic operations through single click interaction
- Provides shortcut methods (such as double-clicking) to common or frequently used operations for experienced users

## Windows

- Provides title text for all windows and follows guidelines for defining correct title bar text and icon
- Supports single window instance model: brings the existing window to the top of the Z order when the user attempts to reopen a view or window that is already open
- Uses common dialog boxes, where applicable
- Follows common dialog box conventions when substituting these dialog boxes
- Saves and restores the window state
- Adjusts window size and position to the appropriate screen size
- Uses modeless secondary windows, wherever possible
- Avoids system modal secondary windows, except in the case of possible loss of data
- Automatically supplies a proposed name upon the creation of a new object
- Uses the appropriate message symbol in message boxes
- Provides a brief but clear statement of problem and possible remedies in message boxes

- Organizes properties into property sheets, using property pages for peer properties and list controls for hierarchical navigation
- Places command buttons that apply to the page inside a tabbed page (for example, a property sheet), and outside of a page when the user applies by window (as a set)
- Follows single document window interface (SDI) or multiple document interface (MDI or MDI alternatives) conventions

## Control Usage

- Uses system-supplied controls, wherever possible
- Provides an object pop-up menu for the title bar icon
- Provides a pop-up menu for the window
- Avoids multiple level hierarchical interfaces (menus, secondary windows) for frequently used access operations
- Uses an ellipsis only for commands that require additional input or parameters
- Uses the menu (triangular) arrow image to indicate when a control can display more information (cascading menus, drop-down control arrows, scroll bar arrows)
- Provides pop-up menus for selections and other user identifiable objects
- Supports the display of pop-up menus using mouse button 2, the keyboard shortcut keys, and action handles
- Displays pop-up menus upon the release of the mouse button
- Follows guidelines for ordering the commands on pop-up menus
- Limits commands on pop-up menus to those that apply to the selection and its immediate context
- Makes toolbars user configurable (display, position, content)

- Uses defined toolbar label images when supporting common actions
- Defines custom controls to be visually and operationally consistent with standard system controls

## Integration

- Makes full and correct use of the registry, including registration of file extensions, file types, and icons
- Avoids use of Autoexec.bat, Config.sys, or initialization (.INI) files
- Supports and registers entries for Print and Print To interfaces for file types that are printable
- Provides and registers icons in 32-x 32-, 16-x 16-, and 48-x 48-pixel sizes for application, and all document and data file types (in both color and monochrome versions)
- Registers file types supported under the system's New command
- Uses system interfaces when adding property pages for types
- Supports long filenames and universal naming convention (UNC) paths, where files are used
- Displays filenames correctly
- Follows appropriate conventions when using the taskbar to support notification and status information
- Supports appropriate behavior for creating and integrating scrap objects
- Follows guidelines for installation



- Provides an uninstall program
- Provides appropriate support for network installation
- Supports all OLE user interface guidelines, including transfer interfaces (drag and drop and nondefault drag and drop), pop-up menus, and property sheets for OLE embedded and linked objects

## User Assistance

- Provides context-sensitive Help information for elements (including controls)
- Provides task Help topics for basic procedures
- Provides tooltips for all unlabeled controls, such as in toolbars
- Follows guidelines for messages, status bar information, contextual Help, task Help, online Reference Help, and wizards

## Visual Design

- Uses color only as an enhancing, secondary form of information
- Uses a limited set of colors
- Uses system metrics for all display elements (such as color settings and fonts)
- Uses standard border styles
- Uses appropriate appearance for visual states of controls
- Supports dimensionality using light source from the upper left

- Supports guidelines for design and appearance of controls and icons
- Supports guidelines for layout and font use
- Uses correct capitalization for control labels

## Sound

- Uses audio only for secondary cues (applicable only where audio is not the primary form of information, for example, music)
- Supports system interface for sound volume
- Supports and provides appropriate visual output for system ShowSounds setting

## Accessibility

- Clearly labels all controls, icons, windows, and other screen elements (even if not visible) so they can be identified by screen review and voice input utilities
- Indicates keyboard focus
- Uses standard functions for displaying text
- Makes components of graphic images that must be separately discernible by using metafiles, drawing each component separately, or by redrawing components with null operation (NOP) when the user has installed a screen review utility
- Avoids time-out interaction or makes timing interaction user configurable
- Avoids triggering actions on user navigation in the interface

- Supports scaling or magnification views where possible and applicable
- Supports system accessibility settings (such as High Contrast Mode) and appropriately adjusts the user interface elements
- Tests for compatibility with common accessibility aids
- Includes people with disabilities in testing process
- Provides documentation in nonprinted formats, such as online
- Provides telephone support to users using text telephones (TT/TDD)

## International Users


- Provides sufficient space for character expansion for localization
- Avoids jargon and culturally dependent words or ideas
- Avoids using punctuation keys in shortcut key combinations
- Supports displaying information based on local formats
- Uses layout conventions appropriate to reading conventions
- Adjusts references to unsupported features

## Network Users

- Supports system naming and identification conventions
- Supports shared access for application and data files



# Supporting Specific Versions of Windows



This guide is primarily intended for applications designed for Microsoft Windows 95 and later releases. However, you can apply many of the conventions to other releases of Windows. This appendix covers the differences you may need to consider.

## Microsoft Windows 3.1

*The Windows Interface: An Application Design Guide* provided guidelines for applications designed for Microsoft Windows 3.1. It was included in the Microsoft Windows 3.1 Software Development Kit (SDK) and published by Microsoft Press®.

Many of the recommendations in *The Windows Interface: An Application Design Guide* were carried forward and extended into this guide to reflect the new conventions in Microsoft OLE and Microsoft Windows 95. These extended, revised, or new conventions include:

- Recommendations for applying command and direct manipulation transfer methods between applications and the system's shell components.
- Recommendations for mouse button 2, specifically, displaying pop-up menus upon a button 2 click and supporting nondefault drag and drop.

- The replacement of the Control (System) menu with the pop-up menu for the window.
- New conventions for minimizing and re-opening windows.
- Recommendations for using the title bar Close button, the What's This? button, and title bar icons and their accompanying pop-up menus.
- New guidelines for ordering the title bars of document or data file windows.
- New common dialog box interfaces and new controls — list views, tree views, column headings, progress indicators, toolbars, tooltips, property sheets, tabs, status bars, rich-text boxes, sliders, spin boxes, proportional scroll bars, and pen controls.
- Recommendations for displaying and editing properties; including guidelines for using the Properties command, property sheets, and property inspectors.
- New conventions for context-sensitive (What's This?) Help and task Help and recommendations for wizard design.
- New registry entries and shell integration conventions — support for storing application state and path information, file type association, file creation, adding commands for files, file installation, providing access to your application, extending the shell, file viewing using the Quick View command, adding sound events, icon support, and AutoPlay.
- Support for long filenames and access to network resources using universal naming conventions (UNC) pathnames.
- New OLE recommendations — container supplied pop-up menus, Properties command, and property sheets.
- Revised design conventions for window components and icons.
- Recommended conventions for supporting Microsoft telephony application programming interfaces (TAPI), messaging application programming interfaces (MAPI), Plug and Play, pen application programming interfaces, and accessibility utilities.

# Microsoft Windows NT 3.51

Windows NT 3.51 (and Windows NT Server 3.51) includes a special dynamic-link library (COMCTL32.DLL) that supports the new controls in Windows 95. As a result, you can develop applications for Windows 95 and Windows NT that have general functional and operational compatibility. However, when applying the conventions in this guide to applications designed for Windows NT, be aware of the following differences in release 3.51:

- Window visuals and shell components follow the Windows 3.1 appearance and operation.
- Close buttons and title bar icons are not supported.
- Open and Save As common dialog boxes follow Windows 3.1 appearance and conventions.
- Message box symbols follow Windows 3.1 conventions.
- Pen API interfaces are not supported.
- Registry formats and entries — support for application state and path information, shell creation, the Quick View command, adding commands for files, shell extensions, and sound event registration.
- Program Manager is still the primary interface for providing user access to applications. File Manager, rather than Windows Explorer, supports file browsing and file management.
- There is no support for the Add/Remove Programs installation object (included in Control Panel). Instead, provide an object in your application's Program Manager group.
- AutoPlay is not supported.




## Appendix D Supporting Specific Versions of Windows

- Taskbar and desktop toolbars are not supported.
- The Recycle Bin is not supported.
- The Passwords object (in Control Panel) is not supported. Use the Windows NT User Manager instead.
- Microsoft MAPI 1.0, TAPI, and Plug and Play are not supported. (Simple MAPI support is included.)
- Some system shortcut key assignments, such as CTRL+ESC and CTRL+ALT+DEL, operate differently.

For more information about these interfaces, see the documentation included in the Microsoft Win32 Software Development Kit (SDK).

# International Word Lists



This appendix contains translations of the English word list that appears on the following two pages. The intent of this list is to provide, for each of the following languages, a comprehensive set of words and phrases that either appear in the Microsoft Windows user interface or are used in describing key concepts of the operating system. Note that bold indicates command names that appear on buttons and menus. Translations are not available for some pen-based terms.

Arabic	French	Polish
Basque	German	Portuguese
Catalan	Greek	Portuguese (Brazil)
Chinese (Simplified)	Hebrew	Russian
Chinese (Traditional)	Hungarian	Slovenian
Czech	Italian	Spanish
Danish	Japanese	Swedish
Dutch	Korean	Turkish
Finnish	Norwegian	

## English

1	<b>About</b>	54	document	107	link (v.)
2	access key	55	double-click	108	<b>Link Here</b>
3	accessibility	56	double-tap	109	list box
4	action handle	57	drag	110	list view (control)
5	active	58	drag-and-drop	111	manual link
6	active end	59	drop-down combo box	112	<b>Maximize</b>
7	active object	60	drop-down list box	113	maximize button
8	active window	61	drop-down menu	114	menu
9	adornment	62	<b>Edit</b>	115	menu bar
10	<b>Always on Top</b>	63	<b>Edit menu</b>	116	menu button
11	anchor point	64	ellipsis	117	menu item
12	<b>Apply</b>	65	embedded object	118	menu title
13	auto-exit	66	<b>Exit</b>	119	message box
14	auto-repeat	67	expand (an outline)	120	<b>Minimize</b>
15	automatic link	68	<b>Explore</b>	121	minimize button
16	automatic scrolling (autoscroll)	69	extended selection	122	mixed-value
17	<b>Back</b>	70	extended selection list box	123	modal
18	barrel button (pen)	71	file	124	mode
19	barrel-tap	72	File menu	125	modeless
20	boxed edit (control)	73	<b>Find</b>	126	modifier key
21	<b>Browse</b>	74	<b>Find Next</b>	127	mouse
22	<b>Cancel</b>	75	<b>Find What</b>	128	<b>Move</b>
23	cascading menu	76	folder	129	<b>Move Here</b>
24	check box	77	font	130	Multiple Document Interface (MDI)
25	check mark	78	font size	131	multiple selection list box
26	child window	79	font style	132	My Computer (icon)
27	choose	80	function key	133	Network Neighborhood (icon)
28	click	81	gesture	134	<b>New</b>
29	Clipboard	82	glyph	135	<b>Next</b>
30	<b>Close</b>	83	group box	136	object
31	Close button	84	handle	137	<b>OK</b>
32	collapse (outline)	85	<b>Help</b>	138	OLE
33	column heading (control)	86	Help menu	139	OLE drag and drop
34	combo box	87	<b>Hide</b>	140	OLE embedded object
35	command button	88	hierarchical selection	141	OLE linked object
36	container	89	hold	142	OLE nondefault drag and drop
37	context-sensitive Help	90	hot spot	143	<b>Open</b>
38	contextual	91	hot zone	144	<b>Open With</b>
39	control	92	icon	145	option button
40	<b>Copy</b>	93	inactive	146	option-set
41	<b>Copy Here</b>	94	inactive window	147	package
42	<b>Create Shortcut</b>	95	ink	148	<b>Page Setup</b>
43	<b>Create Shortcut Here</b>	96	ink edit	149	palette window
44	<b>Cut</b>	97	input focus	150	pane
45	default	98	<b>Insert</b>	151	parent window
46	default button	99	<b>Insert Object</b>	152	password
47	<b>Delete</b>	100	insertion point	153	<b>Paste</b>
48	desktop	101	italic	154	<b>Paste Link</b>
49	destination	102	label	155	<b>Paste Shortcut</b>
50	dialog box	103	landscape	156	<b>Paste Special</b>
51	disability	104	lasso-tap	157	path
52	disjoint selection	105	lens (control)	158	<b>Pause</b>
53	dock	106	link (n.)	159	pen



## English

160	<b>Play</b>	193	rich-text box	226	StartUp folder
161	Plug and Play	194	<b>Run</b>	227	status bar
162	point	195	<b>Save</b>	228	<b>Stop</b>
163	pointer	196	<b>Save As</b>	229	tab control
164	pop-up menu	197	scroll	230	tap
165	pop-up window	198	scroll arrow	231	task bar
166	portrait	199	scroll bar	232	task-oriented Help
167	press (a key)	200	scroll box	233	template
168	press (and hold a mouse button)	201	secondary window	234	text box
169	primary container	202	select	235	title bar
170	primary window	203	<b>Select All</b>	236	title text
171	<b>Print</b>	204	selection	237	toggle key
172	printer	205	selection handle	238	toolbar
173	progress indicator (control)	206	<b>Send To</b>	239	tooltip
174	project	207	separator	240	tree view control
175	<b>Properties</b>	208	<b>Settings</b>	241	type (n.)
176	property inspector	209	<b>Setup</b>	242	type (v.)
177	property page	210	shortcut	243	unavailable
178	property sheet	211	shortcut button	244	<b>Undo</b>
179	property sheet control	212	shortcut icon	245	<b>Uninstall</b>
180	<b>Quick View</b>	213	shortcut key	246	<b>View</b>
181	read-only	214	shortcut key control	247	visual editing
182	recognition	215	<b>Show</b>	248	well control
183	Recycle Bin (icon)	216	<b>Shutdown</b>	249	<b>What's This?</b>
184	<b>Redo</b>	217	single selection list box	250	window
185	region selection	218	<b>Size</b>	251	<b>Window</b>
186	registry	219	size grip	252	Windows Explorer
187	<b>Repeat</b>	220	slider	253	wizard
188	<b>Replace</b>	221	spin box	254	workbook
189	<b>Restore</b>	222	<b>Split</b>	255	workgroup
190	Restore button	223	split bar	256	workspace
191	<b>Resume</b>	224	split box	257	<b>Yes</b>
192	<b>Retry</b>	225	Start button		

## Arabic

1	حول	45	افتراضى	90	نقطة فعالة
2	مفتاح التشغيل	46	زر الافتراضى	91	منطقة فعالة
2	مفتاح الوصول	47	حذف	92	رمز
3	إسكانية التشغيل	48	سطح المكتب	93	غير نشط
3	إسكانية الوصول	49	الوجهة	94	إطار غير نشط
4	مقبض الأداء	50	مربع حوار	95	كتابة غير مقروءة
5	نشط	51	إعاقة	96	تحرير كتابة غير مقروءة
6	نقطة النهاية النشطة	52	تحديد غير متصل	97	مركز النشاط
7	كائن نشط	53	رصف	98	إدراج
8	إطار نشط	54	مستند	99	إدراج كائن
9	عنصر إضافي	55	النقر نقرًا مزدوجًا	100	نقطة الإدراج
10	دوماً في المقدمة	55	النقر نقرًا مزدوجًا	101	مائل
11	نقطة الارتساء	56	اضغط بالقلم مرتين	102	عنونة
12	تطبيق	56	الضغط بالقلم مرتين	102	اسم
13	إنهاء تلقائي	57	سحب	103	طباعة عرضية
14	تكرار تلقائي	58	السحب والإفلات	103	اتجاه عرضي
15	ارتباط تلقائي	59	مربع تحرير وسرد منسدل	104	تحديد حر
16	تحرير تلقائي	60	مربع قائمة منسلسلة	105	عندسة
17	المتسابق	61	قائمة منسلسلة	106	ارتباط
18	زر غلاف القلم	62	تحرير	107	ربط
19	الضغط بزغ غلاف القلم	63	تحرير	108	الربط هنا
20	عنصر تحرير مربع	64	علامة القطع	109	مربع قائمة
21	استعراض	65	كائن مضمّن	110	العرض كقائمة
22	إلغاء الأمر	66	إنهاء	111	ارتباط يدوي
23	قائمة متعاقبة	67	توسيع	112	الحلّد الأقصى
24	حانة الاختيار	68	استكشاف	113	زر التكبير
25	علامة الاختيار	69	تحديد ممتد	114	قائمة
26	إطار فرعى	70	مربع قائمة تحديد ممتد	115	شريط القوائم
27	احتز	71	ملف	116	زر قائمة
28	انقر	72	ملف	117	عنصر قائمة
28	النقر	73	بحث	118	عنوان القائمة
29	الحافظة	74	بحث عن التالي	119	مربع رسائل
30	إغلاق	75	البحث عن	120	الحلّد الأدنى
31	زر الإغلاق	76	مجلد	121	زر التصغير
32	طى	77	خط	122	ثيمة مختلطة
33	عنوان العمود	78	حجم الخط	123	مشروط
34	مربع تحرير وسرد	79	نمط الخط	124	وضع
35	زر الأمر	80	مفتاح وظيفي	125	غير مشروط
36	كائن ضام	81	إشارة	126	زر معدّل
37	تعليمات تتبع السياق	82	صورة رمزية	127	المأوس
38	سياقي	83	مربع مجموعة	128	تحريك
39	عنصر تحكم	84	مقبض	128	نقل
40	نسخ	85	تعليمات	129	التحريك هنا
41	النسخ هنا	86	تعليمات	129	النقل إلى هنا
42	إنشاء اختصار	87	إخفاء	130	واجهة تعدد المستندات
43	إنشاء اختصار هنا	88	تحديد هيكلية	131	مربع قائمة تحديّدات متعددة
44	قص	89	الاستمرار في الضغط	132	الكمبيوتر الخاص

## Arabic

133	حوار شبكة الاتصال	174	خطة	217	مربع قائمة أحادية التحديد
134	جديد	175	خصائص	218	حجم
135	التالي	176	كاشف الاختصاص	219	مقبض تغيير الحجم
136	كائن	177	صفحة الخصائص	220	مربع التحرير
137	موافق	178	كشف بالخصائص	221	مربع زيادة وتقصان
138	ربط الكائنات وتضمينها	179	عنصر تحكم الكشف بالخصائص	222	انقسام
139	السحب والإفلات في ربط الكائنات وتضمينها	180	عرض سريع	223	شريط الانقسام
140	كائن مضمّن في نظام ربط الكائنات وتضمينها	181	للقراءة فقط	224	مربع الانقسام
141	كائن مرتبط في نظام ربط الكائنات وتضمينها	182	التعرف على	225	زر البدء
142	السحب والإفلات غير الافتراضي في ربط الكائنات وتضمينها	183	سلة المحذوفات	226	مجلد بدء التشغيل
143	فتح	184	إعادة	227	شريط الوضع
144	فتح بواسطة	185	تديد منطقة	227	شريط المعلومات
145	زر الخيار	186	سجل النظام	228	توقف
146	مجموعة خيارات	187	تكرار	229	تويب
147	حزمة	188	استبدال	230	ضغط
148	إعداد الصفحة	189	استرجاع	231	شريط المهام
149	إطار لوح خيارات	190	زر الاسترجاع	232	تعليمات تبغ المهام
150	حزء	191	استئناف	233	قالب
151	إطار أصلى	192	إعادة المحاولة	234	مربع نص
152	كلمة مرور	193	مربع نص منسق	235	شريط العنوان
153	لصق	194	تشغيل	236	نص العنوان
154	لصق الارتباط	194	تنفيذ	237	مفتاح متقلب
155	لصق الاختصار	195	حفظ	238	شريط الأدوات
155	اختصار اللصق	196	حفظ باسم	239	تعريف الأدوات
156	لصق خاص	197	تحرير	240	عنصر عرض هيكلي
157	مسار	198	سهم التمرير	241	نوع
158	إيقاف مؤقت	199	شريط التمرير	242	أكتب
159	قلم	200	حانة التمرير	243	غير متوفر
160	قراءة	201	إطار ناتوي	243	غير متاح
161	التوصيل والتشغيل	202	تحدد	244	تراجع
162	نقطة	203	تحدد كلي	245	إلغاء التثبيت
163	مؤشر	204	تحدد	246	عرض
164	قائمة منبقة	205	مقبض التحديد	247	تحرير مرئي
165	إطار منبثق	206	إرسال إلى	248	ما هذا
166	طباعة طولية	207	فاصل	249	إطار
166	اتجاه طولي	208	إعدادات	250	إطار
167	اضغط	209	برنامج الإعداد	251	المستكشف
168	اضغط	210	اختصار	252	معالج
169	كائن ضام أساسي	211	زر الاختصار	253	مصنف
170	إطار أساسي	212	رمز اختصار	254	مجموعة عمل
171	طباعة	213	مفتاح اختصار	255	مساحة العمل
172	طباعة	214	عنصر تحكم لفتح اختصار	256	نعم
173	مدير التقدم	215	إظهار	257	
		216	إيقاف التشغيل		



## Basque

1	...i buruz	54	dokumentua	104	lazo-kolpea
2	atzipen-tekla	55	klik bikoitza egin (v.) klik bikoitza (n.)	105	lentea
3	erabilerraztasuna			106	esteka
4	ekintza-heldulekua	56	kolpe bikoitza eman (v.) kolpe bikoitza (n.)	107	estekatu
5	aktiboa			108	<b>Estekatu hemen</b>
6	amaiera aktiboa	57	arrastatu	109	zerrenda-koadroa
7	objektu aktiboa	58	arrastatu eta jaregin	110	zerrenda-ikuspegia
8	leiho aktiboa	59	goitibeherako konbinazio-koadroa	111	eskuzko esteka
9	apaingarria	60	goitibeherako zerrenda-koadroa	112	<b>Maximizatu</b>
10	<b>Beti gainean</b>	61	goitibeherako menua	113	"Maximizatu" botoia
11	aingura-puntua	62	<b>Editatu</b>	114	menua
12	<b>Aplikatu</b>	63	<b>Edizioa menua</b>	115	menu-barra
13	auto-irteera	64	eten-puntuak	116	menu-botoia
14	auto-errepikapena	65	objektu kapsulatua	117	menu-elementua
15	esteka automatikoa	66	<b>Irten</b>	118	menu-titulua
16	korritze automatikoa	67	destolestu	119	mezu-koadroa
17	<b>Atzera</b>	68	<b>Esploratu</b>	120	<b>Ikonotu</b>
18	arkatz-botoia	69	hautapen hedatua	121	"Ikonotu" botoia
19	arkatzaren botoi-kolpea	70	hautapen hedatuko zerrenda-koadroa	122	balio nahasia
20	koadrodun edizioa			123	modala
21	<b>Arakatu</b>	71	fitxategia	124	modua
22	<b>Utzi</b>	72	Fitxategia menua	125	modugabea
23	kaskada-menua	73	<b>Aurkitu</b>	126	tekla aldatzailea
24	kontrol-laukia	74	<b>Aurkitu hurrengoa</b>	127	sagua
25	hautamarka	75	<b>Zer aurkitu</b>	128	<b>Mugitu</b>
26	leiho umea	76	karpeta	129	<b>Mugitu hona</b>
27	aukeratu	77	letra-tipoa	130	dokumentu anitzeko interfazea (MDI)
28	klik egin (v.) klik (n.)	78	letra-tamaina		
29	Arbela	79	letra-estiloa	131	hautapen anitzeko zerrenda-koadroa
30	<b>Itxi</b>	80	funtzio-tekla	132	Ordenadorea
31	"Itxi" botoia	81	keinua	133	Sarearen auzoa
32	tolestu	82	glifoa	134	<b>Berria</b>
33	zutabe-izenburua	83	talde-koadroa	135	<b>Hurrengoa</b>
34	konbinazio-koadroa	84	heldulekua	136	objektua
35	komando-botoia	85	<b>Laguntza</b>	137	<b>Ados</b>
36	edukigailua	86	Laguntza menua	138	OLE
37	testuinguruaren araberako leguntza	87	<b>Ezkutatu</b>	139	OLE arrastatu eta jaregin
38	testuingurukoa	88	hautapen hierarkikoa	140	OLE objektu kapsulatua
39	kontrola	89	mantendu	141	OLE objektu estekatu
40	<b>Kopiatu</b>	90	eragin-puntua	142	OLE arrastatu eta jaregin
41	<b>Kopiatu hemen</b>	91	eragin-zona		lehenetsigabea
42	<b>Sortu lasterbidea</b>	92	ikonoa	143	<b>Ireki</b>
43	<b>Sortu lasterbidea hemen</b>	93	inaktiboa	144	<b>Ireki honekin</b>
44	<b>Ebaki</b>	94	leiho inaktiboa	145	aukera-botoia
45	lehenetsia	95	trazua	146	aukera-multzoa
46	botoi lehenetsia	96	trazu-edizioa	147	paketea
47	<b>Ezabatu</b>	97	sarrera-fokua	148	<b>Prestatu orrialdea</b>
48	mahaia	98	<b>Txertatu menua</b>	149	paleta-leiho
49	helburua	99	<b>Txertatu objektua</b>	150	panela
50	elkarrizketa-koadroa	100	txertapuntua	151	leiho gurasoa
51	ezgaitasuna	101	etzana	152	pasahitza
52	hautapen desjarraia	102	etiketa	153	<b>Itsatsi</b>
53	ertzteratu	103	horizontala	154	<b>Itsatsi estekatz</b>

## Basque

155	<b>Itsatsi lasterbidea</b>	190	"Leheneratu" botoia	224	zatitze-koadroa
156	<b>Itsatsi berezia</b>	191	<b>Berrekin</b>	225	"Hasi" botoia
157	bide-izena	192	<b>Saiatu berriro</b>	226	"Abioa" karpeta
158	<b>Pausa</b>	193	testu aberastua-koadroa	227	egoera-barra
159	Arkatza	194	<b>Exekutatu</b>	228	<b>Gelditu</b>
160	<b>Erreproduzitu</b>	195	<b>Gorde</b>	229	fitxa-kontrola
161	Plug and Play	196	<b>Gorde honela</b>	230	kolpea eman
162	seinalatu (v.) puntua (n.)	197	korritu	231	ataza-barra
163	erakuslea	198	korritze-gezia	232	atazei orientatutako Laguntza
164	pop-up menua	199	korritze-barra	233	txantiloia
165	pop-up leihoa	200	korritze-koadroa	234	testu-koadroa
166	bertikala	201	bigarren mailako leihoa	235	titulu-barra
167	sakatu (tekla bat)	202	hautatu	236	titulu-testua
168	sakatu (eta mantendu sagu-botoia)	203	<b>Hautatu dena</b>	237	txanda-tekla
169	lehen mailako edukigailua	204	hautapena	238	tresna-barra
170	lehen mailako leihoa	205	hautapen-heldulekua	239	argibidea
171	<b>Inprimatu</b>	206	<b>Bidali hona</b>	240	zuhaitza ikusteko kontrola
172	inprimagailua	207	bereizlea	241	mota
173	progresio-adierazlea	208	<b>Ezarpenak</b>	242	idatzi
174	proiektua	209	<b>Instala</b>	243	ez-erabilgarria
175	<b>Propietateak</b>	210	lasterbidea	244	<b>Desegin</b>
176	propietate-begiralea	211	laster-botoia	245	<b>Desinstalatu</b>
177	propietate-orrialdea	212	laster-ikonoa	246	<b>Ikusi menua</b>
178	propietate-orria	213	laster-tekla	247	edizio bisuala
179	propietate-orriaren kontrola	214	laster-teklaren kontrola	248	kaxa-kontrola
180	<b>Ikustaldi bizkorra</b>	215	<b>Erakutsi</b>	249	<b>Zer da hau?</b>
181	irakurtzeko soilik	216	<b>Itzali</b>	250	leihoa
182	ezagutzea	217	hautapen bakarreko zerrenda-koadroa	251	<b>Leihoa menua</b>
183	Zakarrontzia	218	<b>Tamaina</b>	252	Windows esploradorea
184	<b>Berregin</b>	219	tamaina-heldulekua	253	morroia
185	eskualde-hautapena	220	irristaria	254	laneko liburua
186	erregistroa	221	koadro birakaria	255	lantaldea
187	<b>Errepikatu</b>	222	<b>Zatitu</b>	256	laneko espazioa
188	<b>Ordeztu</b>	223	zatitze-barra	257	<b>Bai</b>
189	<b>Leheneratu</b>				



## Catalan

1	<b>Quant a</b>	53	estiba	106	enllaç (n.)
2	tecla d'accés	54	document	107	enllaça (v.)
3	accessibilitat	55	doble clic	108	<b>Enllaça aquí</b>
4	manipulador d'acció	56		109	quadre de llista
5	actiu (masc.) / activa (fem.)	57	arrossegat	110	visualització de llista (control)
6	extrem actiu	58	arrossegat i deixa anar	111	enllaç manual
7	objecte actiu	59	quadre combinat desplegable	112	<b>Amplia a la grandària màxima</b>
8	finestra activa	60	quadre de llista desplegable	113	botó de grandària màxima
9	orla	61	menú desplegable	114	menú
10	<b>Sempre visible</b>	62	<b>Edita</b>	115	barra de menús
11	punt d'ancoratge	63	<b>menú Edició</b>	116	botó de menú
12	<b>Aplica</b>	64	punts suspensius	117	opció de menú
13	sortida automàtica	65	objecte inserit	118	nom de menú
14	repetició automàtica	66	<b>Surt</b>	119	quadre de missatge
15	enllaç automàtic	67	expandeix (un esquema)	120	<b>Redueix a la grandària mínima</b>
16	desfilada automàtica	68	<b>Explora</b>	121	botó de grandària mínima
17	<b>Enrera</b>	69	selecció millorada	122	barreja de valors
18		70	llista de selecció millorada	123	modal
19		71	fitxer	124	mode
20		72	menú Fitxer	125	amodal
21	<b>Navegació</b>	73	<b>Busca</b>	126	tecla modificadora
22	<b>Anul·la</b>	74	<b>Següent</b>	127	ratolí
23	menú en cascada	75	<b>Cerca de</b>	128	<b>Desplaça</b>
24	quadre de verificació	76	carpeta	129	<b>Desplaça aquí</b>
25	marca de verificació	77	tipus de lletra	130	interfície de múltiples documents (IMD)
26	finestra fill	78	cos (del tipus de lletra)	131	quadre de llista de selecció múltiple
27	fes un clic damunt de/selecciona/tria	79	estil (del tipus de lletra)	132	El meu ordinador (icona)
28	fes un clic damunt de	80	tecla de funció	133	Veïnatge de xarxa (icona)
29	Carpeta	81		134	<b>Crea</b>
30	<b>Tanca</b>	82		135	<b>Següent</b>
31	botó de tancament	83	quadre de grup	136	objecte
32	contrau (un esquema)	84	manipulador	137	<b>D'acord</b>
33	capçalera de columna (control)	85	<b>Ajuda</b>	138	arrossegat i deixa anar amb l'OLE
34	quadre combinat	86	menú Ajuda	139	arrossegat i deixar anar amb l'OLE
35	botó d'opció	87	<b>Amaga</b>	140	objecte inserit amb l'OLE
36	contenedor	88	selecció jerarquitzada	141	objecte enllaçat amb l'OLE
37	ajuda segons el context	89	sense deixar anar	142	arrossegat i deixa anar amb l'OLE
38	contextual	90	cap de punter		personalitzat
39	control	91	extrem actiu/zona activa	143	<b>Obre</b>
40	<b>Copia</b>	92	icona	144	Obre amb
41	<b>Copia aquí</b>	93	inactiu (masc.) / inactiva (fem.)	145	botó d'opció
42	<b>Crea un element d'accés ràpid</b>	94	finestra inactiva	146	Presentació d'opció
43	<b>Crea aquí un element d'accés ràpid</b>	95		147	envàs
44	<b>Retalla</b>	96	focus d'introducció	148	<b>Format de pàgina</b>
45	per defecte	97	<b>menú Inserció</b>	149	finestra paleta
46	botó per defecte	98	<b>Inserix un objecte</b>	150	subfinestra
47	<b>Esborra</b>	99	punt d'inserció	151	finestra pare
48	escriptori	100	cursiva	152	contrasenya
49	destinació	101	etiqueta	153	<b>Enganxa</b>
50	quadre de diàleg	102	horitzontal	154	<b>Enganxa enllaçant</b>
51	incapacitat	103		155	<b>Enganxa amb accés ràpid</b>
52	selecció disjunta	104		156	<b>Enganxa amb format</b>
		105			



## Catalan

157	camí	190	botó de restauració	224	quadre de divisió
158	<b>Pausa</b>	191	<b>Reprèn</b>	225	botó d'inici
159		192	<b>Reintenta</b>	226	carpeta d'inici
160	<b>Toca</b>	193	quadre de text ric	227	barra d'estat
161	Connexió universal (n.)/universal (adj.)	194	<b>Executa</b>	228	<b>Para</b>
162	punt	195	<b>Desa</b>	229	control tabulador
163	punter	196	<b>Anomena i desa</b>	230	
164	menú desplegable	197	desplaçament	231	barra de tasques
165	finestra desplegable	198	fletxa de desplaçament	232	ajuda orientada a tasques
166	vertical	199	barra de desplaçament	233	plantilla
167	prem (una tecla)	200	quadre de desplaçament	234	quadre de text
168	prem (sense deixar anar un botó del ratolí)	201	finestra secundària	235	barra de títol
169	contenedor principal	202	selecciona	236	títol
170	finestra principal	203	Selecciona-ho tot	237	tecla commutadora
171	<b>Imprimeix</b>	204	element(s)/bloc seleccionat(s)	238	barra d'eines
172	impressora	205	manipulador de l'element seleccionat	239	descripció d'eina
173	indicador de progrés (control)	206	Envia a	240	control de visualització d'arbre
174	projecte	207	separador	241	tipus (n.)
175	<b>Característiques</b>	208	<b>Paràmetres</b>	242	tecleja (v. intr.)
176	inspector de propietats	209	Instal·lació / Configuració	243	no disponible
177	pàgina de propietats	210	accés ràpid	244	<b>Desfés</b>
178	full de propietats	211	botó d'accés ràpid	245	<b>Desinstal·la</b>
179	control del full de propietats	212	icona d'accés ràpid	246	<b>menú Visualització</b>
180	<b>Visualització ràpida</b>	213	combinació de tecles (d'accés ràpid)	247	edició visual
181	informació només amb accés de lectura	214	control de combinació de tecles	248	control d'aspecte
182		215	<b>Visualitza</b>	249	<b>Què és?</b>
183	Paperera de reciclatge (icona)	216	<b>Tanca</b>	250	finestra
184	<b>Refés</b>	217	quadre de llista de selecció única	251	<b>menú Finestra</b>
185	àrea seleccionada	218	<b>Grandària</b>	252	Explorador del Windows
186	registre	219	manipulador de grandària	253	auxiliar
187	<b>Repeteix</b>	220	corredor	254	llibre de treball
188	<b>Substitueix</b>	221	<b>Divideix</b>	255	grup de treball
189	<b>Restaura</b>	222	<b>Divisió</b>	256	àrea de treball
		223	mainell	257	<b>Sí</b>

## Chinese (Simplified)

1	关于	47	删除	93	非活动
2	热键	48	桌面	94	非活动窗口
3	无障碍	49	目标	95	线条
4	动作句柄	50	对话框	96	线条编辑
5	活动的	51	不可用	97	输入焦点
6	活动终点	52	分离选定	98	<b>插入菜单</b>
7	活动目标	53	沿边	99	<b>插入对象</b>
8	活动窗口	54	文档	100	插入指针
9	控制栏	55	双击	101	斜体
10	前端显示	56	双点	102	标识
11	起始点	57	拖动	103	横向
12	应用	58	拖放	104	圈住并敲击
13	自动跳转	59	下拉式组合框	105	视镜
14	自动重复	60	下拉式列表	106	链接
15	自动链接	61	下拉式菜单	107	链接
16	自动滚动	62	<b>编辑</b>	108	<b>在此处链接</b>
17	后退	63	<b>编辑菜单</b>	109	列表框
18	柱状按钮	64	省略号	110	视图列表
19	按	65	内嵌对象	111	手工链接
20	框编辑区	66	<b>退出</b>	112	<b>最大化</b>
21	<b>浏览</b>	67	扩充	113	<b>最大化按钮</b>
22	取消	68	<b>资源总管</b>	114	菜单
23	层叠菜单	69	扩展选定	115	菜单栏
24	复选框	70	扩展选定列表框	116	菜单按钮
25	复选标记	71	文件	117	菜单项
26	子窗口	72	<b>文件菜单</b>	118	菜单标题
27	选择	73	<b>查找</b>	119	消息框
28	单击	74	<b>查找下一个</b>	120	<b>最小化</b>
29	剪贴板	75	<b>查找目标</b>	121	<b>最小化按钮</b>
30	关闭	76	文件夹	122	复合值
31	关闭按钮	77	字体	123	模式的
32	折叠	78	字体大小	124	模式
33	栏标题	79	字体样式	125	无模式
34	组合框	80	功能键	126	修改键
35	命令按钮	81	条形码	127	鼠标
36	容器	82	图形符号	128	<b>移动</b>
37	上下文关联帮助	83	组合框	129	<b>移动到此处</b>
38	上下文关联的	84	控点	130	多文档界面
39	控制	85	<b>帮助</b>	131	多重选定列表框
40	<b>复制</b>	86	<b>帮助菜单</b>	132	
41	<b>复制到此处</b>	87	<b>隐藏</b>	133	网上邻居
42	<b>创建快捷键</b>	88	阶层式选定	134	<b>新建</b>
43	<b>在此处创建快捷键</b>	89	保持	135	<b>下一个</b>
44	剪切	90	热点	136	对象
45	默认	91	热区	137	<b>确定</b>
46	默认按钮	92	图标	138	OLE

## Chinese (Simplified)

139	OLE 拖放	179	属性夹控制	219	尺寸控制
140	OLE 内嵌对象	180	<b>快速浏览</b>	220	滑杆
141	OLE 链接对象	181	只读	221	选值框
142	OLE 非默认拖放	182	识别	222	<b>分割</b>
143	打开	183	回收站	223	分隔条
144	用... 打开	184	<b>重做</b>	224	分隔块
145	选项按钮	185	区域选定	225	启动按钮
146	选项设置	186	注册表	226	启动文件夹
147	包	187	<b>重复</b>	227	状态栏
148	页面设置	188	<b>替换</b>	228	<b>停止</b>
149	调色板窗口	189	<b>还原</b>	229	制表符控制
150	窗格	190	还原按钮	230	按
151	父窗口	191	<b>继续</b>	231	任务栏
152	口令	192	<b>重试</b>	232	任务关联帮助
153	<b>粘贴</b>	193	多信息文本框	233	模板
154	<b>粘贴链接</b>	194	<b>运行</b>	234	文本框
155	<b>粘贴快捷键</b>	195	<b>保存</b>	235	标题栏
156	<b>选择性粘贴</b>	196	<b>另存为</b>	236	标题文本
157	路径	197	滚动	237	切换键
158	<b>暂停</b>	198	滚动箭头	238	工具栏
159	笔	199	滚动栏	239	工具提示
160	<b>播放</b>	200	滚动块	240	树形显示控制
161	即插即用	201	二级窗口	241	键入
162	指向	202	选定	242	键入
163	指针	203	<b>全选</b>	243	不可用
164	弹出式菜单	204	选定	244	<b>撤消</b>
165	弹出式窗口	205	选定句柄	245	<b>卸装</b>
166	纵向	206	<b>发送</b>	246	<b>“查看”菜单</b>
167	按	207	分隔符	247	可视化编辑
168	按下	208	<b>设置</b>	248	图形属性控制
169	主容器	209	<b>安装</b>	249	<b>这是什么?</b>
170	主窗口	210	捷径	250	窗口
171	<b>打印</b>	211	快捷按钮	251	<b>窗口菜单</b>
172	打印机	212	快捷图标	252	Windows 资源总管
173	进展指示窗	213	快捷键	253	向导
174	项目	214	快捷键控制	254	工作簿
175	<b>属性</b>	215	<b>显示</b>	255	工作组
176	属性查看	216	<b>关闭系统</b>	256	工作区
177	属性页	217	单选列表框	257	<b>是</b>
178	属性夹	218	<b>大小</b>		



## Chinese (Traditional)

1	關於	45	預設值	89	按住
2	便捷鍵	46	預設按鈕	90	觸敏點
3	存取的便利性	47	刪除	91	敏感區
4	動作控點	48	桌面	92	圖示
5	作用中	49	目的地	93	候用中
6	作用範圍邊緣	50	對話方塊	94	候用視窗
7	作用中物件	51	低階	95	未辨認筆勢
8	作用中視窗	52	不連續選擇	96	未辨認筆勢編輯
9	浮貼物件	53	定址工具列	97	待命點
10	頂端顯示設定	54	文件	98	插入功能表
11	錨點	55	輕按兩下(n.)	99	插入物件
12	應用	55	按兩下滑鼠按鈕(v.)	100	插入點
13	自動結束	56	輕點兩下(n.)	101	斜體
14	自動重複	56	輕點兩下光筆(v.)	102	標籤
15	自動連結	57	拖曳	103	橫印
16	自動捲動	58	拖放	103	橫向
17	倒退	59	下拉式組合方塊	104	勾勒光筆範圍
17	上一步	60	下拉式清單方塊	105	字框 (光筆控制項)
18	按鍵 (光筆)	61	下拉式功能表	106	連結 (n.)
19	輕按按鍵(光筆專用)	62	編輯	107	連結 (v.)
20	編輯方塊 (控制項)	63	編輯功能表	108	連結至此
21	瀏覽	64	更多選項記號	109	清單方塊
22	取消	65	內嵌物件	110	列示清單 (控制項)
23	階層式功能表	66	結束	111	手動連結
24	核取方塊	67	展開 (大綱)	112	最大化
25	核取符號	68	檔案總管	113	最大化按鈕
26	子視窗	69	擴展選定	114	功能表
27	選取	70	擴展選定清單方塊	115	功能表列
28	輕按一下(n.)	71	檔案	116	功能表按鈕
28	按一下滑鼠按鈕(v.)	72	檔案功能表	117	功能表項目
29	剪貼簿	73	尋找	118	功能表標題
30	關閉	74	找下一個	119	訊息方塊
31	關閉按鈕	75	尋找目標	120	最小化
32	隱藏細節 (大綱)	76	檔案夾	121	最小化按鈕
33	欄位標題 (控制項)	77	字型	122	混合值
34	組合方塊	78	字型大小	123	限制模式的
35	指令按鈕	79	字型樣式	124	模式
36	容器	80	功能鍵	125	非限制模式的
37	文意感應說明	81	可辨認筆勢	126	修正鍵
38	文意的	82	圖像	127	滑鼠
39	控制項	83	群組方塊	128	移動
40	複製	84	控點	129	移動至此
41	複製至此	85	說明	130	複式文件介面(MDI)
42	建立捷徑	86	說明功能表	131	複選定清單方塊
43	在此建立捷徑	87	隱藏	132	我的電腦 (圖示)
44	剪下	88	階層式選定	133	網路上的芳鄰 (圖示)

## Chinese (Traditional)

134	開新檔案	174	計劃	217	單選清單方塊
135	下一步	175	屬性	218	大小
135	下一個	175	內容	219	大小控點
136	物件	176	檢視屬性工具	220	連續調節控制
137	確定	177	屬性畫面	221	調節方塊
138	object linking and embedding (OLE)	178	內容表	222	分割
139	OLE 拖放	179	內容表控制項	223	分割軸
140	OLE 內嵌物件	180	快速檢視	224	分割方塊
141	OLE 連結物件	181	唯讀	225	開始按鈕
142	OLE 非預設拖放	182	辨識	226	啟動資料夾
143	開啓舊檔	183	資源回收桶 (圖示)	227	狀態列
144	開啓	184	重做	228	停止
145	選項按鈕	185	區域選定	229	標籤控制項
146	選項設定	186	登錄	230	輕按
147	分封	187	重複	231	工作列
147	包裝	188	取代	232	作業流程說明
148	設定列印格式	189	還原	233	範本
149	色盤視窗	190	還原按鈕	234	文字方塊
150	窗格	191	重新開始	235	標題列
151	母視窗	192	重試	236	標題文字
152	密碼	193	繁複樣式文字方塊	237	切換鍵
153	貼上	194	執行	238	工具列
154	貼上連結	195	儲存檔案	239	工具提示
155	貼上捷徑	196	另存新檔	240	樹狀結構檢視控制項
156	選擇性貼上	197	捲動	241	類型 (n.)
157	路徑	198	捲動箭頭	242	鍵入 (v.)
158	暫停	199	捲軸	243	無法使用
159	光筆	200	捲動方塊	244	復原
160	播放	201	次要視窗	245	解除安裝
161	Plug and Play	202	選定	246	檢視功能表
162	指到(v.)	203	選定全部	247	就地編輯
162	點(n.)	204	選定範圍	248	圖形屬性控制項
163	游標	205	選定控點	249	這是什麼?
164	快顯功能表	206	傳送至	250	視窗
165	快顯視窗	207	分隔字元	251	視窗功能表
166	直印	208	設定	252	Windows 檔案總管
166	縱向	209	安裝程式	253	精靈
167	按 (按鍵)	209	設定	254	活頁簿
168	按住 (滑鼠按鈕)	210	捷徑	255	工作群組
169	主容器	211	捷徑按鈕	256	工作環境
170	主要視窗	212	捷徑圖示	257	是
171	列印	213	快速鍵		
172	印表機	214	快速鍵控制項		
173	進展指標 (控制項)	215	顯示		
		216	關機		

## Czech

1	<b>Co je</b>	53	ukotvit; dok (mobile)	105
2	přístupová klávesa	54	dokument	106
3	přístupnost; usnadnění přístupu	55	poklepat	107
4	výkonný úchyt	56		108
5	aktivní	57	přetáhnout; táhnout	109
6	aktivní konec	58	umístit tažením	110
7	aktivní objekt	59	pole s rozevíracím seznamem	111
8	aktivní okno	60	rozevírací seznam	112
9	lem	61	rozevírací nabídka; nabídka	113
10	<b>Vždy navrechu</b>	62	<b>Úpravy</b>	114
11	kotevní bod	63	<b>nabídka Úpravy</b>	115
12	<b>Použit, Provést</b>	64	výpustek	116
13	automatický výstup	65	vložený objekt	117
14	automatické opakování	66	<b>Konec</b>	118
15	automatické propojení	67	rozbalit (přehled)	119
16	automatický posuv	68	<b>Prozkoumat</b>	120
17	<b>Zpět</b>	69	rozšířený výběr	121
18		70	seznam s rozšířeným výběrem	122
19		71	soubor	123
20		72	nabídka Soubor	124
21	<b>Procházet</b>	73	<b>Najít</b>	125
22	<b>Storno</b>	74	<b>Najít další</b>	126
23	vedlejší nabídka	75	<b>Co hledat</b>	127
24	zaškrtnávací políčko	76	složka	128
25	zaškrtnutí	77	písmo	129
26	dceřiné okno	78	velikost písma	130
27	zvolit	79	řez písma	
28	klepnout	80	funkční klávesa	131
29	schránka	81		132
30	<b>Zavřít</b>	82		133
31	Závěr	83	rámeček skupiny	134
32	sbalit (přehled)	84	úchyt	135
33	hlavička sloupce	85	<b>Nápověda</b>	136
34	pole se seznamem	86	nabídka Nápověda	137
35	příkazové tlačítko; tlačítko	87	<b>Skrýt</b>	138
36	kontejner	88	víceúrovňový výběr	
37	kontextová nápověda	89	držet (hold down - přidržet)	139
38	kontextový	90	aktivní bod	140
39	ovládací prvek	91	citlivá oblast	141
40	<b>Kopírovat</b>	92	íkona	142
41	<b>Kopírovat sem</b>	93	neaktivní	143
42	<b>Vytvořit zástupce</b>	94	neaktivní okno	144
43	<b>Vytvořit zástupce zde</b>	95		145
44	<b>Vyjmout</b>	96		146
45	výchozí	97	místo vstupu; zvýraznění	
46	výchozí tlačítko	98	<b>nabídka Vložit</b>	147
47	<b>Odstřít</b>	99	<b>nabídka Objekt</b>	148
48	pracovní plocha	100	kurzor	149
49	cíl	101	kurzíva	150
50	dialogové okno; dialog	102	popis	151
51	postížení	103	na šířku	152
52	nespojité výběr	104		153
				<b>Vložit</b>
				propojení
				propojit
				<b>Propojit sem</b>
				seznam
				seznam
				ruční propojení
				<b>Maximalizovat</b>
				maximalizační tlačítko
				nabídka
				řádek nabídek
				vstup nabídky; tlačítko nabídky
				položka nabídky
				název nabídky
				zpráva
				<b>Minimalizovat</b>
				minimalizační tlačítko
				neurčitý
				modální
				režim
				nemodální
				modifikační klávesa
				myš
				<b>Přesunout</b>
				<b>Přesunout sem</b>
				prostředí více dokumentů (MDI)
				seznam s násobným výběrem
				Tento počítač
				Okolní počítače
				<b>Nový</b>
				<b>Další</b>
				objekt
				<b>OK</b>
				OLE (propojování a vkládání objektů)
				přetažení OLE
				vložený objekt OLE
				propojený objekt OLE
				přetažení OLE s nabídkou
				<b>Otevřít</b>
				<b>Otevřít čím</b>
				přepínač
				skupina přepínačů; nastavená možnost
				balíček
				<b>Vzhled stránky</b>
				paleta
				část okna
				materské okno
				heslo



## Czech

154	<b>Vložit propojení</b>	189	<b>Obnovit</b>	225	tlačítko Start
155	<b>Vložit zástupce</b>	190	tlačítko Obnovit	226	složka Po spuštění
156	<b>Vložit jinak</b>	191	<b>Pokračovat</b>	227	stavový rádek
157	cesta	192	<b>Znovu</b>	228	<b>Stop</b>
158	<b>Pozastavit</b>	193	formátované textové pole	229	karta
159		194	<b>Spustit</b>	230	
160	<b>Zahrát</b>	195	<b>Uložit</b>	231	hlavní panel
161	kokamžitému použití	196	<b>Uložit jako</b>	232	nápověda postupu
162	(v.) ukázat,( n.) bod	197	posunout	233	šablona
163	ukazatel	198	šipka posuvníku	234	textové pole
164	místní nabídka	199	posuvník	235	záhlaví okna
165	překryvné okno	200	táhlo posuvníku	236	text záhlaví
166	na výšku	201	druhotné okno; vedlejší okno	237	zámek
167	stisknout	202	vybrat	238	panel nástrojů
168	stisknout (a přidržet tlačítko)	203	<b>Vybrat vše</b>	239	název
169	prvotní kontejner	204	výběr	240	strom
170	prvotní okno; hlavní okno	205	úchyt výběru	241	druh
171	<b>Tisk</b>	206	<b>Odeslat</b>	242	napsat
172	tiskárna	207	oddělovač	243	nedostupný
173	ukazatel průběhu	208	<b>Nastavení</b>	244	<b>Zpět</b>
174	projekt	209	<b>Instalátor</b>	245	<b>Odstranit instalaci</b>
175	<b>Vlastnosti</b>	210	zástupce	246	<b>nabídka Zobrazit</b>
176	inspektor vlastností	211	tlačítko zástupce	247	místní úpravy
177	karta vlastností	212	ikona zástupce	248	paleta
178	okno vlastností	213	klávesová zkratka	249	<b>Co je to?</b>
179	ovládací prvek okna vlastností	214	pole klávesové zkratky	250	okno
180	<b>Zběžné zobrazení</b>	215	<b>Zobrazit</b>	251	<b>nabídka Okno</b>
181	jen číst	216	<b>Vypnout</b>	252	Průzkumník
182		217	seznam s jediným výběrem	253	průvodce
183	Koš	218	<b>Velikost</b>	254	sešit
184	<b>Znovu</b>	219	volný roh	255	pracovní skupina
185	obtah; obtážení; obtahová	220	táhlo	256	pracovní prostor
	křivka	221	číselník	257	<b>Ano</b>
186	registr	222	<b>Rozdělit</b>		
187	<b>Opakovat</b>	223	příčka		
188	<b>Zaměnit</b>	224	dělící táhlo; táhlo příčky		

## Danish

1	<b>Om</b>	54	dokument	107	sammenkæde (v.)
2	hurtigtast	55	dobbeltklikke	108	<b>Indsæt kæde her</b>
3	brugervenlighed	56		109	liste
4	genvejshåndtag	57	trække	110	listevisningsboks (kontrollement)
5	aktiv	58	trække og slippe	111	manuel kæde
6	markeringsafslutning	59	kombinationsboks med rullepil	112	<b>Maksimer</b>
7	aktivt objekt	60	rulleliste	113	maksimeringsknap
8	aktivt vindue	61	rullemenu	114	menu
9	værktøjelement	62	<b>Rediger</b>	115	menulinje
10	<b>Altid øverst</b>	63	<b>Menuen Rediger</b>	116	menuknap
11	forankringspunkt	64	ellipse	117	menupunkt
12	<b>Anvend</b>	65	integreret objekt	118	menutitel
13	tekstboks med automatisk udgang	66	<b>Afslut</b>	119	meddelelsesboks
14	automatisk gentagelse	67	udvide (en disposition)	120	<b>Minimer</b>
15	automatisk kæde	68	<b>Stifinder</b>	121	minimeringsknap
16	automatisk rulning	69	udvidet markering	122	blandet værdis
17	<b>Tilbage</b>	70	liste, der tillader udvidet markering	123	modal
18		71	fil	124	tilstand
19		72	Menuen Filer	125	ikke-modal
20		73	<b>Søg</b>	126	ændringstast
21	<b>Gennemse</b>	74	<b>Find næste</b>	127	mus
22	<b>Annuller</b>	75	<b>Søg efter</b>	128	<b>Flyt</b>
23	undermenu	76	mappe	129	<b>Flyt hertil</b>
24	afkrydsningsfelt	77	skrifttype	130	multiple document interface (MDI)
25	afkrydsning	78	skriftstørrelse	131	liste, der tillader flere markeringer
26	underordnet vindue	79	typografi	132	Denne computer (ikon)
27	vælge	80	funktionstast	133	Andre computere (ikon)
28	klikke	81		134	<b>Ny</b>
29	Udklipsholder	82		135	<b>Næste</b>
30	<b>Luk</b>	83	gruppeboks	136	objekt
31	lukknep	84	håndtag	137	<b>OK</b>
32	skjule (disposition)	85	<b>Hjælp</b>	138	OLE
33	kolonneoverskrift (kontrollement)	86	Menuen Hjælp	139	OLE-træk og slip
34	kombinationsboks	87	<b>Skjul</b>	140	integreret OLE-objekt
35	kommandoknap	88	hierarkisk markering	141	sammenkædet OLE-objekt
36	objektbeholder	89	holde nede	142	interaktiv OLE-træk og slip
37	kontekstafhængig hjælp	90	aktivt punkt	143	<b>Åbn</b>
38	kontekstafhængig	91	aktiv zone	144	<b>Åbn med</b>
39	kontrollement	92	ikon	145	alternativknap
40	<b>Kopier</b>	93	ikke-aktiv	146	aktiveret indstilling
41	<b>Kopier hertil</b>	94	ikke-aktivt vindue	147	objektpakke
42	<b>Opret genvej</b>	95		148	<b>Sideopsætning</b>
43	<b>Opret genvej her</b>	96		149	paletvindue
44	<b>Klip</b>	97	inputfokus	150	rude
45	standard	98	<b>Menuen Indsæt</b>	151	overordnet vindue
46	standardknap	99	<b>Indsæt objekt</b>	152	adgangskode
47	<b>Slet</b>	100	indsætningspunkt	153	<b>Sæt ind</b>
48	skrivebord	101	kursiv	154	<b>Indsæt kæde</b>
49	destination	102	etiket	155	<b>Indsæt genvej</b>
50	dialogboks	103	liggende	156	<b>Indsæt speciel</b>
51	handicap	104		157	sti
52	usammenhængende markering	105		158	<b>Pause</b>
53	forankre	106	kæde (n.)	159	

## Danish

160	<b>Afspil</b>	193	tekstboks til formateret tekst	225	startknap
161	Plug and Play	194	<b>Kør</b>	226	Startmappe
162	punkt (n.)	195	<b>Gem</b>	227	statuslinje
162	pege (v.)	196	<b>Gem som</b>	228	<b>Stop</b>
163	markør	197	rulle	229	fane
164	pop-up-menu	198	rullepil	230	
165	pop-up-vindue	199	rullepanel	231	proceslinje
166	stående	200	rulleboks	232	opgaveafhængig Hjælp
167	trykke på (en tast)	201	sekundært vindue	233	skabelon
168	trykke på (og holde en musknap nede)	202	markere	234	tekstboks
169	primært destinationsobjekt	202	vælge	235	titellinje
170	primært vindue	203	<b>Marker alt</b>	236	titeltekst
171	<b>Udskriv</b>	204	det markerede	237	til/fra-tast
172	printer	205	markeringshåndtag	238	værktøjslinje
173	statusindikator (kontrollement)	206	<b>Overfør til</b>	239	værktøjstip
174	projekt	207	separator	240	træstruktur
175	<b>Egenskaber</b>	208	<b>Indstillinger</b>	241	type (n.)
176	egenskabsfremviser	209	<b>Installation</b>	242	skrive (v.)
177	egenskabsside	209	<b>Indstillinger</b>	243	ikke tilgængelig
178	egenskabsark	210	genvej	244	<b>Førtryd</b>
179	kontrollement på egenskabsark	211	genvejsknap	245	<b>Fjern installationen</b>
180	<b>Hurtig visning</b>	212	genvejsikon	246	<b>Menuen Vis</b>
181	skrivebeskyttet	213	genvejstast	247	lokal redigering
182		214	kontrollement til genvejstast	248	grafikpalet
183	Papirkurv (ikon)	215	<b>Vis</b>	249	<b>Hvad er det?</b>
184	<b>Annuler Førtryd</b>	216	<b>Luk computeren</b>	250	vindue
185	områdemarkering	217	liste, der kun tillader en enkelt markering	251	<b>Menuen Vindue</b>
186	registreringsdatabase	218	<b>Tilpas størrelse</b>	252	Windows Stifinder
187	<b>Gentag</b>	219	størrelsehandtag	253	guide
188	<b>Erstat</b>	220	skala	254	projektmappe
189	<b>Gendan</b>	221	rotationsboks	255	arbejdsgruppe
190	gendannelsesknap	222	<b>Opdel</b>	256	arbejdsområde
191	<b>Fortsæt</b>	223	delelinje	257	<b>Ja</b>
192	<b>Forsøg igen</b>	224	deleboks		



## Dutch

1	<b>Info</b>				
2	toegangstoets				
3	toegankelijkheid	52	persoon met een handicap (beter dan gehandicapte)	103	liggend
4	bewerkingsgreep	53	niet-aaneengesloten selectie	104	
5	actief	54	in werkbalkdok plaatsen	105	
6	selectie-einde	55	document	106	koppeling
7	actief object	56	dubbelklikken	107	koppelen
8	actief venster	57	slepen	108	<b>Hier koppeling maken</b>
9	grafisch hulpmiddel	58	slepen en neerzetten	109	keuzelijst
10	<b>Altijd op voorgrond</b>	59	vervolgkeuzelijst met invoervak	110	weergaveknoppen
11	fixeerpunt	60	vervolgkeuzelijst	111	handmatige koppeling
12	<b>Toepassen</b>	61	menu	112	<b>Maximaliseren</b>
13	automatisch verlaten	62	<b>Bewerken</b>	113	knop Maximaliseren
14	(zich) automatisch herhalen	63	<b>menu Bewerken</b>	114	menu
15	automatische koppeling	64	puntjes (...)	115	menubalk
16	automatisch schuiven	65	ingesloten object	116	menuknop
17	<b>Vorige</b> (wanneer het een logisch paar vormt met <b>Volgende</b> )	66	<b>Afsluiten</b>	117	opdracht
18		67	uitvouwen	118	menunaam
19		68	<b>Verkennen</b>	119	berichtvak
20		69	uitgebreide selectie	120	<b>Minimaliseren</b>
21	<b>Bladeren</b>	70	keuzelijst met uitgebreide selectie	121	knop Minimaliseren
22	<b>Annuleren</b>	71	bestand	122	met gemengde waarden
23	vervolgmenu	72	menu Bestand	123	modusgebonden
24	selectievakje	73	<b>Zoeken</b>	124	modus (pl. = modi)
25	vinkje	74	<b>Volgende zoeken</b>	125	niet-modusgebonden
26	subvenster	75	<b>Zoeken naar</b>	126	modificatietoets
27	kiezen	76	map	127	muis
28	klikken	77	lettertype	128	<b>Verplaatsen</b>
29	Klembord	78	tekengrootte	129	<b>Hierheen verplaatsen</b>
30	<b>Sluiten</b>	79	tekenstijl	130	interface voor meerdere documenten (MDI)
31	knop Sluiten	80	functietoets	131	keuzelijst met meervoudige selectie
32	samenvouwen	81		132	Deze computer (pictogram)
33	kolomnaam	82		133	Netwerkomgeving (pictogram)
34	keuzelijst met invoervak	83	groepsvak	134	<b>Nieuw</b>
35	opdrachtknop	84	greep	135	<b>Volgende</b>
36	hoofdobject	85	<b>Help</b>	136	object
37	contextafhankelijke Help	86	menu Help	137	<b>OK</b>
38	contextafhankelijk	87	<b>Verbergen</b>	138	OLE (OLE (objecten koppelen en insluiten): voluit alleen in doc en Help)
39	besturingselement	88	hiërarchische selectie	139	slepen en neerzetten (via OLE)
40	<b>Kopiëren</b>	89	ingedrukt houden	140	ingesloten OLE-object
41	<b>Hierheen kopiëren</b>	90	selectiepunt	141	gekoppeld OLE-object
42	<b>Snelkoppeling maken</b>	91	selectiegebied	142	Aangepast slepen en neerzetten (via OLE)
43	<b>Hier snelkoppeling maken</b>	92	pictogram	143	<b>Openen</b>
44	<b>Knippen</b>	93	niet-actief	144	<b>Openen met</b>
45	standaard	94	niet-actief venster	145	keuzerondje
46	standaardknop	95		146	opties
47	<b>Verwijderen</b>	96		147	OLE-pakket
48	bureaublad	97	invoerfocus	148	<b>Pagina-instelling</b>
49	doel	98	<b>menu Invoegen</b>	149	paletvenster
50	dialogovenster	99	<b>Object invoegen</b>	150	deelvenster
51	handicap (voorzichtig in context, maar handicap niet verbloemen:VB:	100	invoegpositie	151	hoofdvenster
		101	cursorief		
		102	label (gender, Masc.: de)		

## Dutch

152	wachtwoord	187	<b>Herhalen</b>	224	splitsblokje
153	<b>Plakken</b>	188	<b>Vervangen</b>	225	knop Start
154	<b>Koppeling plakken</b>	189	<b>Vorig formaat</b>	226	map Opstarten
155	<b>Snelkoppeling plakken</b>	190	knop Vorig formaat	227	statusbalk
156	<b>Plakken speciaal</b>	191	<b>Doorgaan</b>	228	<b>Stoppen</b>
157	pad	192	<b>Nogmaals</b>	229	tab
158	<b>Pauze</b>	193	RTF-vak	230	
159		194	<b>Uitvoeren (Maar: macro starten)</b>	231	taakbalk
160	<b>Afspelen</b>	195	<b>Opslaan</b>	232	taakgeoriënteerde Help
161	Plug en Play	196	<b>Opslaan als</b>	233	sjabloon (de)
162	aanwijzen	197	schuiven door	234	tekstvak
163	aanwijzer	198	schuifpijl	235	titelbalk
164	pop-up-menu	199	schuifbalk	236	venstertitel
165	pop-up-venster	200	schuifblok	237	wisseltoets
166	staand	201	secundair venster	238	werkbalk
167	drukken op (een toets)	202	selecteren	239	knopinfo
168	(een muisknop) ingedrukt houden (press a mouse button = een muisknop indrukken)	203	<b>Alles selecteren</b>	240	(besturingselement voor) structuurweergave
169	primair hoofdobject	204	selectie	241	type
170	primair venster	205	selectiegreep	242	typen
171	<b>Afdrukken</b>	206	<b>Kopiëren naar</b>	243	niet beschikbaar
172	printer	207	scheidingstekens	244	<b>Ongedaan maken</b>
173	voortgangsindicator	208	<b>Instellingen</b>	245	<b>Installatie ongedaan maken</b>
174	project	209	<b>Instellen (Setup als het programma Setup wordt bedoeld)</b>	246	<b>menu Beeld</b>
175	<b>Eigenschappen</b>	210	snelkoppeling	247	direct bewerken
176	eigenschappenweergave	211	snelkoppelingsknop	248	keuzelijst met grafische opties
177	eigenschappenpagina	212	snelkoppelingspictogram	249	<b>Wat is dit?</b>
178	eigenschappenblad	213	sneltoets	250	venster
179	besturingselement op een eigenschappenblad	214	sneltoetsvak	251	<b>menu Venster</b>
180	<b>Snel weergeven</b>	215	<b>Weergeven</b>	252	Windows Verkenner
181	alleen-lezen	216	<b>Afsluiten</b>	253	wizard (geen hoofdletter meer in lopende tekst)
182		217	keuzelijst met enkelvoudige selectie	254	werkmap
183	Prullenbak (pictogram)	218	<b>Formaat wijzigen</b>	255	werkgroep
184	<b>Opnieuw</b>	219	formaatgreep	256	werkruimte
185	gebiedselectie	220	schuifregelaar	257	<b>Ja</b>
186	het Register	221	kringveld		
		222	<b>Splitsen</b>		
		223	splitsbalk		



## Finnish

1	<b>Tietoja</b>	53	telakoida	106	linkki
2	valintanäppäin	54	asiakirja; tiedosto	107	linkittää
3	helppokäyttötoiminto	55	kaksoisnapsauttaa	108	<b>Linkitä tähän</b>
4	toimintokahva	56		109	luetteloruutu
5	aktiivinen	57	vetää	110	luettelonäyttö (ohjausobjekti)
6	valinnan aktiivinen päätös kohta	58	vetää ja pudottaa	111	manuaalinen linkki
7	aktiivinen objekti	59	avattava yhdistelmäruutu	112	<b>Suorena</b>
8	aktiivinen ikkuna	60	avattava luetteloruutu	113	suurenuspainike
9	graafinen lisäke	61	avattava valikko	114	valikko
10	<b>Aina päällimmäisenä</b>	62	<b>Muokkaa</b>	115	valikkorivi
11	ankkurikohta	63	<b>Muokkaa-valikko</b>	116	valikkopainike
12	<b>Käytä</b>	64	kolme pistettä	117	valikon vaihtoehto
13	automaattinen siirtyminen	65	upotettu objekti	118	valikon otsikko
14	automaattinen toisto	66	<b>Lopeta</b>	119	sanomaruutu
15	automaattinen linkki	67	laajentaa (jäsenys)	120	<b>Pienennä</b>
16	automaattinen vieritys	68	<b>Selaa</b>	121	pienennuspainike
17	<b>Takaisin</b>	69	laajennettu valinta	122	monitila
18		70	laajennettu valinta-luetteloruutu	123	modaalinen
19		71	tiedosto	124	tila
20		72	Tiedosto-valikko	125	ei-modaalinen
21	<b>Selaa</b>	73	<b>Etsi</b>	126	yhdistelmänäppäin
22	<b>Peruuta</b>	74	<b>Etsi seuraava</b>	127	hiiri
23	alivalikko	75	<b>Etsittävä</b>	128	<b>Siirrä</b>
24	valintaruutu	76	kansio	129	<b>Siirrä tähän</b>
25	valintamerkki	77	fontti	130	MDI-liittymä
26	ali-ikkuna	78	fonttikoko	131	monivalintainen luetteloruutu
27	valita	79	fonttityyli	132	Oma tietokone (kuvake)
28	napsauttaa	80	funktionäppäin	133	Verkkoympäristö (kuvake)
29	Leikepöytä	81		134	<b>Uusi</b>
30	<b>Sulje</b>	82		135	<b>Seuraava</b>
31	sulkemispainike	83	ryhmän kehys	136	objekti
32	kutistaa; tiivistää (jäsenys)	84	kahva	137	<b>OK</b>
33	sarakeotsikko; saraketunnus	85	<b>Ohje</b>	138	OLE
	(ohjausobjekti)	86	Ohje-valikko	139	vedä ja pudota-OLE-toiminto
34	yhdistelmäruutu	87	<b>Pilota</b>	140	upotettu OLE-objekti
35	(komento) painike	88	hierarkkinen valinta	141	linkitetty OLE-objekti
36	säilö	89	pitää painettuna	142	käyttäjän määrittämä vedä ja pudota-OLE-toiminto
37	tilannekohtainen ohje	90	kohdepiste	143	<b>Avaa</b>
38	tilannekohtainen	91	kohdealue	144	<b>Avaa sovelluksessa</b>
39	ohjausobjekti	92	kuvake	145	valintanappi
40	<b>Kopioi</b>	93	passiivinen	146	valitsimen tila
41	<b>Kopioi tähän</b>	94	passiivinen ikkuna	147	pakkaus
42	<b>Luo pikakuvake</b>	95		148	<b>Sivun asetukset</b>
43	<b>Luo pikakuvake tähän</b>	96		149	valikoimaikkuna
44	<b>Leikkaa</b>	97	syöttöalue	150	ruutu
45	oletus	98	<b>Lisää-valikko</b>	151	ylemmän tason ikkuna
46	oletuspainike	99	<b>Lisää objekti</b>	152	salasana
47	<b>Poista</b>	100	lisäyskohta	153	<b>Liitä</b>
48	työpöytä	101	kursivoitu	154	<b>Liitä linkki</b>
49	kohde	102	nimi; otsikko	155	<b>Liitä pikakuvake</b>
50	valintaikkuna	103	vaaka	156	<b>Liitä määräten</b>
51	invaliditeetti	104		157	polku
52	hajavalinta	105			



## Finnish

158	<b>Tauko</b>	191	<b>Jatka</b>	225	Käynnistä-painike
159		192	<b>Yritä uudelleen</b>	226	Käynnistys-kansio
160	<b>Soita</b>	193	monimuotoruutu	227	tilarivi
161	Plug and Play	194	<b>Suorita</b>	228	<b>Pysäytä</b>
162	osoittaa	195	<b>Tallenna</b>	229	välilehti (ohjausobjekti)
162	piste	196	<b>Tallenna nimellä</b>	230	
163	osoitin	197	vierittää	231	tehtäväpalkki
164	pikavalikko	198	vierityснуoli	232	tehtäväohje
165	ponnahdusikkuna	199	vierityspalkki	233	malli
166	pysty	200	vieritysruutu	234	muokkausruutu
167	painaa (näppäintä)	201	toissijainen ikkuna	235	otsikkorivi
168	painaa (ja pitää painettuna hiiripainiketta)	202	valita	236	otsikkoteksti
169	ensisijainen säilö	203	<b>Valitse kaikki</b>	237	tilanvaihtonäppäin
170	ensisijainen ikkuna	204	valinta	238	työkalurivi
171	<b>Tulosta</b>	205	valintakahva	239	työkaluvihje
172	kirjoitin	206	<b>Lähetä tiedosto</b>	240	puunäyttö (ohjausobjekti)
173	tilanneilmaisin (ohjausobjekti)	207	erotin	241	tyyppi; laji
174	projekti	208	<b>Asetukset</b>	242	kirjoittaa
175	<b>Ominaisuudet</b>	209	<b>Asennus</b>	243	ei käytettävissä
176	ominaisuuksien tarkastelu	210	pika-	244	<b>Kumoa</b>
177	ominaisuusryhmä	211	pikapainike	245	<b>Pura asennus</b>
178	ominaisuusikkuna	212	pikakuvake	246	<b>Näytä-valikko</b>
179	ominaisuusikkuna-ohjausobjekti	213	pikanäppäin	247	visuaalinen muokkaus
180	<b>Pikanäyttö</b>	214	pikanäppäin-ohjausobjekti	248	graafisen valinnan ohjausobjekti
181	vain luku	215	<b>Näytä</b>	249	<b>Lisätietoja</b>
182		216	<b>Sammuta</b>	250	ikkuna
183	Roskakori (kuvake)	217	yksivalintainen luetteloruutu	251	<b>Ikkuna-valikko</b>
184	<b>Tee uudelleen</b>	218	<b>Muuta kokoa</b>	252	Resurssienhallinta
185	aluevalinta	219	koonmuuttokahva	253	ohjattu toiminto
186	rekisteri	220	liukusäädin	254	työkirja
187	<b>Toista</b>	221	askellusruutu	255	työryhmä
188	<b>Korvaa</b>	222	<b>Jaa</b>	256	työtila
189	<b>Palauta</b>	223	jakopalkki	257	<b>Kyllä</b>
190	palautuspainike	224	jakoruutu		

## French

1	<b>A propos</b>	53	aligner	106	liaison
2	touche d'accès rapide	54	document	107	lier
3	accessibilité	55	cliquer deux fois	108	<b>Lier ici</b>
4	handle d'action	56	toucher deux fois	109	zone de liste
5	actif/active	57	faire glisser	110	Liste icônes
6	point de fin de sélection	58	glisser-déplacer	111	liaison manuelle
7	objet actif	59	zone de liste déroulante modifiable	112	<b>Agrandissement</b>
8	fenêtre active	60	zone de liste déroulante fixe	113	agrandir
9	barre	61	menu déroulant	114	menu
10	<b>Toujours visible</b>	62	<b>Edition</b>	115	barre de menus
11	point de début de sélection	63	<b>modifier</b>	116	bouton de menu
12	<b>Appliquer</b>	64	points de suspension	117	élément de menu
13	sortie automatique	65	objet incorporé	118	titre de menu
14	répétition automatique	66	<b>Quitter</b>	119	boîte de message
15	Liaison automatique	67	développer	120	<b>Réduction</b>
16	défilement automatique	68	<b>Explorer</b>	121	réduire
17	<b>Précédent</b>	69	sélection étendue	122	valeurs multiples
18	Bouton du stylet	70	zone de liste à sélection étendue	123	modal
19	toucher-maintenir enfoncé	71	fichier	124	mode
20	édition contrôlée	72	Fichier	125	non modal
21	<b>Parcourir</b>	73	<b>Rechercher</b>	126	touche de modification
22	<b>Annuler</b>	74	<b>Suivant</b>	127	souris
23	menu en cascade	75	<b>Rechercher</b>	128	<b>Déplacement</b>
24	case à cocher	76	dossier	129	<b>Transférer ici</b>
25	coche	77	police	130	Interface documents multiples
26	fenêtre enfant	78	taille de police	131	zone de liste à sélection multiple
27	choisir	79	style de police	132	Poste de travail
28	(v.) cliquer sur (à l'écran) / cliquer le (bouton souris) - (n.) clic	80	touche de fonction	133	Voisinage réseau
29	Presse-papiers	81	signe	134	<b>Nouveau</b>
30	<b>Fermer/Fermeture</b>	82	glyphe	135	<b>Suivant</b>
31	Fermer	83	zone de groupe	136	objet
32	réduire	84	handle	137	<b>OK</b>
33	en-tête de colonne	85	<b>Aide</b>	138	OLE
34	zone de liste modifiable	86	?	139	glisser-déplacer OLE
35	bouton de commande	87	<b>Masquer</b>	140	Objet OLE incorporé
36	conteneur (d'objets)	88	sélection hiérarchique	141	Objet OLE lié
37	aide contextuelle	89	maintenir	142	glisser-déplacer OLE non standard
38	contextuel/contextuelle	90	point d'impact	143	<b>Ouvrir</b>
39	contrôle	91	zone critique	144	<b>Ouvrir avec</b>
40	<b>Copier</b>	92	icône	145	case d'option
41	<b>Copier ici</b>	93	inactif/inactive	146	état des caractéristiques
42	<b>Créer un raccourci</b>	94	fenêtre inactive	147	ensemble
43	<b>Créer un raccourci ici</b>	95	dessin à main levée	148	<b>Mise en page</b>
44	<b>Couper</b>	96	éditeur de dessin à main levée	149	palette
45	par défaut	97	zone d'interaction	150	volet
46	bouton par défaut	98	<b>Insertion</b>	151	fenêtre parent
47	<b>Supprimer</b>	99	<b>Insérer un objet</b>	152	mot de passe
48	bureau	100	point d'insertion	153	<b>Coller</b>
49	destination	101	italique	154	<b>Coller avec liaison</b>
50	boîte de dialogue	102	nom de volume / étiquette	155	<b>Coller le raccourci</b>
51	incapacité	103	paysage	156	<b>Collage spécial</b>
52	sélection d'objets disjoints	104	toucher lasso	157	chemin
		105	loupe	158	<b>Pause</b>

## French

159	stylet	193	zone de texte RTF (Rich Text Format)	226	dossier de démarrage
160	<b>Exécuter</b>	194	<b>Exécuter</b>	227	barre d'état
161	Plug and Play	195	<b>Enregistrer</b>	228	<b>Arrêter</b>
162	(v.) amener le pointeur sur (n.) point	196	<b>Enregistrer sous</b>	229	onglet
163	pointeur	197	faire défiler	230	toucher
164	menu autonome	198	flèche de défilement	231	barre des tâches
165	fenêtre autonome	199	barre de défilement	232	aide spécifique aux tâches
166	portrait	200	curseur de défilement	233	modèle
167	appuyer (sur une touche)	201	fenêtre secondaire	234	zone de texte
168	appuyer (et maintenir enfoncé)	202	sélectionner	235	barre de titre
169	conteneur principal	203	<b>Tout sélectionner</b>	236	texte de la barre de titre
170	fenêtre principale	204	sélection	237	touche bascule
171	<b>Imprimer</b>	205	handle de sélection	238	barre d'outils
172	imprimante	206	<b>Envoyer vers</b>	239	info-bulle
173	indicateur d'état	207	séparateur	240	arborescence
174	projet	208	<b>Paramètres</b>	241	type
175	<b>Propriétés</b>	209	<b>Installation / INSTALL</b>	242	taper
176	inspecteur de propriétés	210	raccourci	243	pas disponible
177	page de propriétés	211	raccourci	244	<b>Annuler</b>
178	feuille de propriétés	212	raccourci	245	<b>Désinstaller</b>
179	feuille de propriétés	213	touche de raccourci	246	<b>Affichage</b>
180	<b>Aperçu</b>	214	touche de raccourci	247	activation sur place
181	en lecture seule	215	<b>Afficher</b>	248	sélection graphique
182	reconnaissance	216	<b>Arrêter l'ordinateur</b>	249	<b>Qu'est-ce que c'est ?</b>
183	Corbeille	217	zone de liste à sélection unique	250	fenêtre
184	<b>Annuler Annuler</b>	218	<b>Dimension</b>	251	<b>Fenêtre</b>
185	sélection par zone	219	poignée de redimensionnement	252	Explorateur Windows
186	base des registres	220	défileur	253	assistant
187	<b>Répéter</b>	221	compteur	254	classeur
188	<b>Remplacer</b>	222	<b>Fractionner</b>	255	groupe de travail
189	<b>Restauration</b>	223	barre de fractionnement	256	espace de travail
190	Restaurer	224	curseur de fractionnement	257	<b>Oui</b>
191	<b>Reprendre</b>	225	Démarrer		
192	<b>Essayer de nouveau</b>				



## German

1	<b>Info</b>	34	Dokument	107	Verknüpfen
2	Zugriffstaste	35	Doppelklicken	108	<b>Hiermit verknüpfen</b>
3	Eingabehilfe	36	Doppeltippen	109	Listenfeld
4	Aktionspunkt	37	Ziehen	110	Listenansicht
5	Aktiv	38	Drag & Drop	111	Manuelle OLE-Verknüpfung
6	Aktives Ende	39	Dropdown-Kombinationsfeld	112	<b>Maximieren</b>
7	Aktives Objekt	40	Dropdown-Listenfeld	113	Maximieren (Schaltfläche)
8	Aktives Fenster	41	Dropdown-Menü	114	Menü
9	Zubehör	42	<b>Bearbeiten</b>	115	Menüleiste
10	<b>Immer im Vordergrund</b>	43	<b>Bearbeiten (Menü)</b>	116	Menü (Schaltfläche)
11	Ankerpunkt	44	Auslassungspunkte	117	Menüelement
12	<b>Zuweisen</b>	45	Eingebettetes Objekt	118	Menütitel
13	Textfeld mit automatischer Freigabe	46	<b>Beenden</b>	119	Meldungsfeld
14	Automatische Wiederholung	47	Einblenden (einer Struktur)	120	<b>Minimieren</b>
15	Automatische OLE-Verknüpfung	48	<b>Explorer (Befehl)</b>	121	Minimieren (Schaltfläche)
16	Automatischer Bildlauf	49	Erweiterte Auswahl	122	Gemischt
17	<b>Zurück</b>	50	Listenfeld für erweiterte Auswahl	123	Modal
18	Pen-Knopf	51	Datei	124	Modus
19	Tippen mit Pen-Knopf	52	Datei (Menü)	125	Interaktiv
20	Texteditor (Steuerelement)	53	<b>Suchen</b>	126	Zusatztaste
21	<b>Durchsuchen</b>	54	<b>Weitersuchen</b>	127	Maus
22	<b>Abbrechen</b>	55	<b>Suchen nach</b>	128	<b>Verschieben</b>
23	Überlappendes Menü	56	Ordner	129	<b>Hierher verschieben</b>
24	Kontrollkästchen	57	Schriftart	130	MDI (Multiple Document Interface)
25	Markierung (Kontrollkästchen)	58	Schriftgrad	131	Listenfeld für Mehrfachauswahl
26	Untergeordnetes Fenster	59	Schriftschnitt	132	Arbeitsplatz (Symbol)
27	Wählen	60	Funktionstaste	133	Netzwerk (Symbol)
28	Klicken	61	Schriftzug	134	<b>Neu</b>
29	Zwischenablage	62	Zeichen	135	<b>Weiter</b>
30	<b>Schließen</b>	63	Gruppenfeld	136	Objekt
31	Schließen (Schaltfläche)	64	Ziehpunkt	137	<b>OK</b>
32	Ausblenden (Gliederung)	65	<b>Hilfe</b>	138	OLE
33	Spaltenüberschrift (Steuerelement)	66	? (Menü)	139	OLE-Drag & Drop
34	Kombinationsfeld	67	<b>Ausblenden</b>	140	Eingebettetes OLE-Objekt
35	Schaltfläche	68	Hierarchische Auswahl	141	Verknüpftes OLE-Objekt
36	Container	69	Halten	142	Vom Standard abweichendes OLE-Drag & Drop
37	Kontextbezogene Hilfe	70	Hot Spot	143	<b>Öffnen</b>
38	Kontextbezogen	71	Hot Zone	144	<b>Öffnen mit</b>
39	Steuerelement	72	Symbol	145	Optionsfeld
40	<b>Kopieren</b>	73	Inaktiv	146	Aktivierte Option
41	<b>Hierher kopieren</b>	74	Inaktives Fenster	147	Paket
42	<b>Verknüpfung erstellen</b>	75	Ink	148	<b>Seite einrichten</b>
43	<b>Hiermit verknüpfen</b>	76	Inkeditor	149	Palettenfenster
44	<b>Ausschneiden</b>	77	Eingabefokus	150	Fensterbereich
45	Standard	78	<b>Einfügen (Menü)</b>	151	Übergeordnetes Fenster
46	Standardschaltfläche	79	<b>Objekt einfügen</b>	152	Kennwort
47	<b>Löschen</b>	80	Einfügemarke	153	<b>Einfügen</b>
48	Desktop	81	Kursiv	154	<b>Verknüpfung einfügen</b>
49	Ziel	82	Bezeichnung	155	<b>Verknüpfung einfügen</b>
50	Dialogfeld	83	Querformat	156	<b>Inhalte einfügen</b>
51	Behinderung	84	Lasso-Tippen	157	Pfad
52	Nichtzusammenhängende Auswahl	85	Lupe	158	<b>Anhalten</b>
53	Verankern	86	Verknüpfung		

## German

159	Pen	192	<b>Wiederholen</b>	226	Autostart (Ordner)
160	<b>Wiedergeben</b>	193	RTF-Textfeld	227	Statusleiste
161	Plug & Play	194	<b>Ausführen</b>	228	<b>Beenden</b>
162	Zeigen	195	<b>Speichern</b>	229	Register
163	Zeiger	196	<b>Speichern unter</b>	230	Tippen
164	Kontextmenü	197	Bildlauf durchführen	231	Task-Leiste
165	Popup-Fenster	198	Bildlaufpfeil	232	Vorgangsbezogene Hilfe
166	Hochformat	199	Bildlaufleiste	233	Vorlage
167	Drücken (einer Taste)	200	Bildlauffeld	234	Textfeld
168	Drücken (und Halten einer Maustaste)	201	Sekundärfenster	235	Titelleiste
169	Primär-Container	202	Auswählen	236	Titeltext
170	Primärfenster	203	<b>Alle markieren</b>	237	Ein-/Aus-Taste
171	<b>Drucken</b>	204	Auswahl	238	Symbolleiste
172	Drucker	205	Auswahlpunkt	239	QuickInfo
173	Statusanzeige	206	<b>Senden an</b>	240	Strukturansicht
174	Projekt	207	Trennelement	241	Typ
175	<b>Eigenschaften</b>	208	<b>Einstellungen</b>	242	Eingeben
176	Eigenschaftanzeige	209	<b>Einrichten</b>	243	Nicht verfügbar
177	Eigenschaftengruppe	210	Verknüpfung	244	<b>Rückgängig</b>
178	Eigenschaftfenster	211	Verknüpfte Schaltfläche	245	<b>Deinstallieren</b>
179	Eigenschaftfenster-Steuerelement	212	Verknüpfungssymbol	246	<b>Ansicht (Menü)</b>
180	<b>Schnellansicht</b>	213	Tastenkombination	247	Direkte Bearbeitung
181	Schreibgeschützt	214	Steuerelement für Tastenbelegung	248	Steuerelement zur Grafikanzeige
182	Schrifterkennung	215	<b>Anzeigen</b>	249	<b>Direkthilfe</b>
183	Papierkorb (Symbol)	216	<b>Beenden</b>	250	Fenster
184	<b>Wiederherstellen</b>	217	Listefeld für Einfachauswahl	251	<b>Fenster (Menü)</b>
185	Bereichsauswahl	218	<b>Größe ändern</b>	252	Explorer
186	Registrierung	219	Element für Größenänderung	253	Assistent
187	<b>Wiederholen</b>	220	Schieber	254	Arbeitsmappe
188	<b>Ersetzen</b>	221	Drehfeld	255	Arbeitsgruppe
189	<b>Wiederherstellen</b>	222	<b>Teilen</b>	256	Arbeitsbereich
190	Wiederherstellen (Schaltfläche)	223	Fensterleiter	257	<b>Ja</b>
191	<b>Fortsetzen</b>	224	Teilungsfeld		
		225	Start (Schaltfläche)		



## Greek

1	Περίτου (της)	49	προορισμός	101	πλάγια (γραφή)	
2	πλήκτρο πρόσβασης	50	παράθυρο διαλόγου	102	ετικέτα	
3	προσβασιμότητα	51	ειδικές ανάγκες	103	οριζόντια (σελίδα)	
4	λαβή ενεργειών	52	ασυνεχής επιλογή	104		
5	ενεργός (-ή, ό)	53	αποθέτω (v.)	105		
6	ενεργό τέλος (επιλογών)	54	έγγραφο	106	δεσμός	
7	ενεργό αντικείμενο	55	διπλό κλικ	107	συνδέω	
8	ενεργό παράθυρο	56	διπλό χτύπημα	108	Σύνδεσηεδώ	
9	διάκοσμος	57	σύρω	109	πλαίσιο λίστας	
10	Πάντα σε πρώτο πλάνο	58	μεταφορά και απόθεση	110	προβολή λίστας	
11	σημείο αγκύρωσης	59	αναπτυσσόμενο σύνθετο	111	μη αυτόματος δεσμός	
12	Εφαρμογή		πλαίσιο	112	Μεγιστοποίηση	
13	αυτόματης εξόδου (πλαίσιο)	60	αναπτυσσόμενο πλαίσιο λίστας	113	κουμπί μεγιστοποίησης	
14	αυτόματης επανάληψης (πλαίσιο)	61	αναπτυσσόμενο μενού	114	μενού	
15	αυτόματος δεσμός	62	Επεξεργασία	115	γραμμή μενού	
16	αυτόματη κύλιση	63	Μενού Επεξεργασία	116	κουμπί μενού	
17	Προηγούμενος(-η, ο)	64	αποσιωπητικά	117	στοιχείο μενού	
18		65	ενσωματωμένο αντικείμενο	118	τίτλος μενού	
19		66	Έξοδος	119	παράθυρο μηνύματος	
20		67	ανάπτυξη (διάρθρωσης)	120	Ελαχιστοποίηση	
21	Αναζήτηση	68	Εξερεύνηση Διερεύνηση	121	πλήκτρο ελαχιστοποίησης	
22	Άκυρο	69	διευρυμένη επιλογή	122	μεικτής τιμής	
23	επικαλυπτόμενα μενού, δευτερεύον μενού, διαδοχικά μενού	70	πλαίσιο λίστας για διευρυμένη επιλογή	123	περιοριστικός (-ή, -ό) σε συγκεκριμένες καταστάσεις λειτουργίας	
24	πλαίσιο ελέγχου	71	αρχείο		124	κατάσταση (λειτουργίας), τρόπος (λειτουργίας)
25	μαρκάρισμα, σημάδι	72	Μενού Αρχείο		125	μη περιοριστικός (-ή, ό)
26	θυγατρικό παράθυρο	73	Εύρεση		126	πλήκτρο τροποποίησης
27	επιλογή (n.), επιλέγω, διαλέγω (v.)	74	Εύρεσηεπομένου		127	ποντίκι
28	κλικ, κάντε κλικ	75	Εύρεσητου		128	Μετακίνηση
29	Πρόχειρο	76	φάκελος		129	Μετακίνησηεδώ
30	Κλείσιμο	77	γραμματοσειρά		130	περιβάλλον πολλών εγγράφων (MDI)
31	Κουμπί "Κλείσιμο"	78	μέγεθος γραμματοσειράς		131	πλαίσιο λίστας για πολλαπλές επιλογές
32	σύμπτυξη (διάρθρωσης)	79	στυλ γραμματοσειράς		132	Ο υπολογιστής μου
33	επικεφαλίδα στήλης	80	πλήκτρο ειδικής λειτουργίας		133	Περιοχή του δικτύου
34	σύνθετο πλαίσιο	81			134	Δημιουργία
35	κουμπί εντολής	82	πλαίσιο ομάδας		135	Επόμενος(-η, ο)
36	κοντέινερ	83	λαβή		136	αντικείμενο
37	βοήθεια συναφής με το περιβάλλον	84	Βοήθεια		137	OK
38	συναφής, στο πλαίσιο, στο περιβάλλον	85	Μενού Βοήθεια		138	OLE
39	στοιχείο ελέγχου	86	Απόκρυψη		139	μεταφορά και απόθεση OLE
40	Αντιγραφή	87	ιεραρχική επιλογή		140	ενσωματωμένο αντικείμενο OLE
41	Αντιγραφήεδώ	88	κρατώ πατημένο		141	συνδεδεμένο αντικείμενο OLE
42	Δημιουργίασυντόμευσης	89	σημείο αιχμής		142	Μη προεπιλεγμένη μεταφορά και απόθεση OLE
43	Δημιουργίασυντόμευσηςεδώ	90	ζώνη αιχμής		143	Άνοιγμα
44	Αποκοπή	91	εικονίδιο		144	Άνοιγμαμε
45	προεπιλεγμένος (-η, ο), εξ ορισμού	92	ανενεργός (-ή, ό)		145	κουμπί επιλογής
46	προεπιλεγμένο κουμπί	93	ανενεργό παράθυρο		146	ορισμός επιλογής
47	Διαγραφή	94			147	πακέτο
48	επιφάνεια εργασίας	95	χώρος εισαγωγής στοιχείων (από το χρήστη)		148	Διαμόρφωσησελίδας
		96	Μενού Εισαγωγή			
		97	Εισαγωγήαντικειμένου			
		98	σημείο παρεμβολής			
		99				
		100				



## Greek

149	παράθυρο παλέτας	186	μητρώο	221	Πλαίσιο τιμών
150	τμήμα (παράθυρου)	187	Επανάληψη	222	Διαίρεση
151	γονικό παράθυρο	188	Αντικατάσταση	223	γραμμή διαίρεσης
152	κωδικός πρόσβασης	189	Επιναφορά	224	πλαίσιο διαίρεσης
153	Επικόλληση	190	Κουμπί επαναφοράς	225	Κουμπί έναρξης
154	Επικόλληση δεσμού	191	Επιστροφή Επανεκκίνηση	226	Φάκελος εκκίνησης
155	Επικόλληση συντόμευσης	192	Επανάληψη(π.), επαναλαμβάνω (v.), ξαναπροσπαθώ (v.)	227	γραμμή κατάσταση
156	Ειδική επικόλληση	193	πλαίσιο εμπλουτισμένου κειμένου	228	Διακοπή
157	Διαδρομές (στο δίσκο)	194	Εκτέλεση	229	στοιχείο καρτέλας
158	Παύση	195	Αποθήκευση	230	
159		196	Αποθήκευση	231	Γραμμή εργασιών
160	Αναπαραγωγή Εκτέλεση	197	κύλιση	232	βοήθεια σχετική με την εργασία
161	Τοποθέτηση και άμεση λειτουργία	198	βέλος κύλισης	233	Πρότυπο
162	σημαδέψτε με το δείκτη	199	γραμμή κύλισης	234	πλαίσιο κειμένου
163	δείκτης	200	πλαίσιο κύλισης	235	γραμμή τίτλου
164	αναδυόμενο μενού	201	δευτερεύον παράθυρο	236	κείμενο τίτλου
165	αναδυόμενο παράθυρο	202	επιλέγω	237	πλήκτρο-διακοπής
166	κατακόρυφη σελίδα	203	Επιλογή όλων	238	γραμμή εργαλείων
167	πάτημα (πλήκτρου)	204	επιλογή	239	επεξήγηση εργαλείου
168	πάτημα (και κράτημα ενός πλήκτρου ποντικιού)	205	λαβή επιλογής	240	στοιχείο (ελέγχου) προβολής δέντρου
169	πρωτεύον κοντέινερ	206	Αποστολή σε	241	τύπος
170	πρωτεύον παράθυρο	207	Διαχωριστικό	242	πληκτρολόγηση
171	Εκτύπωση	208	Παράμετροι	243	μη διαθέσιμος (-η, -ο)
172	εκτυπωτής	209	Εγκατάσταση Ορισμός παραμέτρων	244	Αναίρεση
173	δείκτης προόδου	210	συντόμευση	245	Κατάργηση εγκατάστασης
174	έργο	211	κουμπί συντόμευσης	246	Μενού Προβολή
175	Ιδιότητα	212	εικονίδιο συντόμευσης	247	επιτόπια επεξεργασία
176	επιθεώρηση ιδιοτήτων	213	πλήκτρο συντόμευσης	248	στοιχείο (ελέγχου) πηγής
177	σελίδα ιδιοτήτων	214	στοιχείο (ελέγχου) πλήκτρου συντόμευσης	249	Τι είναι...
178	φύλλο ιδιοτήτων	215	Επίδειξη Εμφάνιση	250	παράθυρο
179	στοιχείο (ελέγχου) φύλλου ιδιοτήτων	216	Τερματισμός λειτουργίας	251	Μενού Παράθυρο
180	Γρήγορη προβολή	217	πλαίσιο λίστας για μεμονωμένες επιλογές	252	Εξερεύνηση των Windows
181	μόνο για ανάγνωση	218	Μέγεθος	253	οδηγός
182		219	λαβή μεταβολής μεγέθους	254	βιβλίο εργασίας
183	Κάδος ανακύκλωσης	220	Αυξομειωτής	255	ομάδα εργασίας
184	Ακύρωση αναίρεσης			256	χώρος εργασίας
185	επιλογή περιοχής			257	Ναι

## Hebrew

1	אודות	53	עגן	101	הטיה
2	מקש גישה	54	מסמך	102	תווית
3	נגישות	55	לחץ פעמיים	103	לרוחב
4	נקודת אחיזה לביצוע פעולה	55	לחיצה כפולה	104	הקפה ונקישה
5	פעיל	56	הקש פעמיים	105	
6	קצה אזור פעיל	56	נקישה כפולה	106	קישור
7	אובייקט פעיל	57	גרור	107	קשר
8	חלון פעיל	58	גרור ושחרר	108	<b>קשר כאן</b>
9		59	תיבה משולבת נפתחת	109	תיבת רשימה
10	<b>תמיד עליון</b>	60	תיבת רשימה נפתחת	110	תצוגות רשימה (פקד)
11	נקודת עוגן	61	תפריט נפתח	111	קישור ידני
12	החל	62	עריכה	112	<b>הגדל</b>
13	יציאה אוטומטית	63	תפריט עריכה	113	לחצן הגדל
14	חזרה אוטומטית	64	שלוש נקודות	114	תפריט
15	קישור אוטומטי	65	אובייקט מוטבע	115	שרת תפריט
16	גלילה אוטומטית	66	יציאה	116	לחצן תפריט
17	<b>הקודם</b>	67	הרחב (חלוקה לרמות)	117	פריט תפריט
18	לחצן העט	68	<b>טייר</b>	118	כותרת תפריט
19	נקישת עט	69	בחירה מורחבת	119	תיבת הודעה
20	תיבת עריכה	70	תיבת רשימה עם אפשרות בחירה מורחבת	120	<b>מזער</b>
21	עיון	71	קובץ	121	לחצן מזער
22	<b>ביטול</b>	72	תפריט קובץ	122	ערכים מעורבים
23	תפריט מדורג	73	תפריט קובץ	123	מודאלי
24	תיבת סימון	74	<b>חפש</b>	124	מצב
25	סימן ביקורת	75	<b>חפש את הבא</b>	125	לא מודאלי
26	חלון צאצא	76	<b>חפש את</b>	126	מקש משנה מצב
27	בחר	77	תיקיה	127	עכבר
28	לחץ	78	גופן	128	<b>הזז</b>
29	לוח	79	גודל גופן	129	העבר
30	<b>סגור</b>	80	סגנון גופן	130	הזז
31	לחצן סגור	81	מקש ייעודי	131	העבר כאן
32	כווץ (חלוקה לרמות)	82	תנועת יד	132	ממשק ריבוי מסמכים (MDI)
33	כותרת עמודה	83	תמונה	133	תיבת רשימה עם אפשרות בחירה מדובה
34	תיבה משולבת	84	תיבת קבוצה	134	המחשב שלי (סמל)
35	לחצן פקודה	85	נקודת אחיזה	135	שכנים ברשת (סמל)
36	כלי קיבול	86	עזרה	136	חדש
37	עזרה תלווית הקשר	87	תפריט עזרה	137	הבא
38	תלוי הקשר	88	<b>הסתר</b>	138	אובייקט
39	פקד	89	בחירה בשלבים/הדרגתית	139	<b>אישור</b>
40	<b>העתק</b>	90	החזק (לחצן)	140	OLE
41	<b>העתק כאן</b>	91	נקודת מגע	141	
42	<b>צור קיצור דרך</b>	92	אזור מגע	142	
43	<b>צור קיצור דרך כאן</b>	93	סמל	143	
44	גזור	94	לא פעיל	144	
45	ברירת מחדל	95	חלון לא פעיל	145	
46	לחצן ברירת מחדל	96	שרבוט	146	
47	<b>מחק</b>	97	עריכת שרבוט	147	
48	שולחן עבודה	98	מוקד קלט	148	
49	יעד	99	<b>תפריט הוספה</b>	149	
50	תיבת דו-שיח	100	הוספת אובייקט		
51	מגבלה	101	נקודת כניסה		
52	בחירה לא רציפה		נסוי		

### פתיחה

### פתיחה

### פתיחה

### פתיחה

### פתיחה

### פתיחה

### פתיחה

## Hebrew

150	חלונית	185	בחירה על-ידי תיחום	220	תיבת טווח
151	חלון הורה	186	רישום	221	פצל
152	סיסמה	187	חזור על	222	פס פיצול
153	חדבק	188	החלף	223	תיבת פיצול
154	חדבקוקשר	189	שחזר	224	לחצן התחל
155	חדבקקיזור דרך	190	להצן שחזר	225	התיקיה הפעלה
156	חדבקה מיוחדת	191	חדש	226	שורת מצב
157	נתיב	192	נסה שנית	227	עצור
158	השהה	193	תיבת טקסט עשיר	228	פקד כרטיסיה
159	עט	194	הפעל	229	נקישה
160	הפעל	195	שמור	230	הקש
160	השמע	196	שמירה בשם	230	שורת משימות
160	נגן	197	גלול	231	עזרה תלויית משימה
161	הכנס-הפעל	198	חץ גלילה	232	תבנית
162	הצבע	199	פס גלילה	233	תיבת טקסט
162	נקודה	200	תיבת גלילה	234	כותרת
163	מצביע	201	חלון משני	235	סקסט כותרת
164	תפריט מוקפץ	202	בחר	236	מקש דו-מצבי
165	חלון מוקפץ	203	בחר הכל	237	סרגל כלים
166	לאורך	204	בחירה	238	תיאור כלי
167	הקש (על מקש)	204	קטע נבחר	239	פקד תצוגת עץ
168	לחץ	205	נקודת אחיזה	240	סוג
	(על לחצן עכבר והחזק אותו לחוץ)	206	שלח אל	241	הקלד
169	כלי קיבול ראשי	207	מפריד	242	לא זמין
170	חלון ראשי	208	הגדרות	243	בטל
171	הדפס	209	התקנה	244	בטל התקנה
172	מדפסת	210	קיצור דרך	245	תפריט תצוגה
173	מד התקדמות (פקד)	211	לחצן קיצור דרך	246	עריכה חזותית
174	פרוייקט	212	סמל קיצור דרך	247	פקד מאגר
175	מאפיינים	213	מקש קיצור דרך	248	מה זה?
176	סוקר מאפיינים	214		249	חלון
177	עמוד מאפיינים	215	הצג	250	תפריט חלון
178	גליון מאפיינים	216	כיבוי (המחשב)	251	סידר של Windows
179	פקד גליון מאפיינים	216	סגירה (של יישום לא מתפקד)	252	אשף
180	הצצה	216	יצואה (מ- Windows)	253	חוברת עבודה
181	קריאה בלבד	217	תיבת רשימה עם אפשרות	254	קבוצת עבודה
182	זיהוי	217	בחירה בודדת	255	שטח עבודה
183	סל מיחזור (סמל)	218	גודל	256	כו
184	בצע שוב	219	נקודת אחיזה לשינוי גודל	257	



## Hungarian

1	<b>Névjegy</b>	52	szakaszos kijelölés, nem összefüggő	104
2	hívóbetű	53	kiköt	105
3	kisegítő lehetőségek	54	dokumentum	106 csatolás
4	kezelő	55	duplán kattint	107 csatol
5	aktív	56		108 <b>Csatolás (ide)</b>
6	végpont	57	húz	109 listapanel
7	aktív objektum	58	"Fogd és vidd"	110 listatárló (vezérlés)
8	aktív ablak	59	legördülő kombinált lista	111 kézi csatolás
9	kényelmi eszközök	60	legördülő lista	112 <b>Teljes méret</b>
10	<b>Mindig látható</b>	61	legördülő menü	113 Teljes méret gomb
11	kezdőpont	62	<b>Szerkesztés</b>	114 menü
12	<b>Alkalmaz, Legyen, Érvényesít</b>	63	<b>Szerkesztés menü</b>	115 menüsor
13	automatikus kilépés	64	három pont	116 menügomb
14	automatikus ismétlés	65	beágyazott objektum	117 menüelem
15	automatikus csatolás	66	<b>Kilépés</b>	118 menücím
16	automatikus görgetés	67	kibont	119 üzenetpanel
17	<b>Vissza</b>	68	<b>Intéz, Szervez</b>	120 <b>Kis méret</b>
18		69	univerzális kijelölés	121 Kis méret gomb
19		70	lista univerzális kijelöléssel	122 kevert érték
20		71	fájl	123 modális
21	<b>Tallózás</b>	72	Fájl menü	124 mód
22	<b>Mégse</b>	73	<b>Keresés</b>	125 nem modális, független
23	almenü	74	<b>Továbbkeresés</b>	126 módosítóbillentyű
24	jelölőnégyzet	75	<b>Mit</b>	127 eger
25	pipa, iksz	76	mappa	128 <b>Áthelyezés</b>
26	származtatott ablak	77	betűtípus	129 <b>Áthelyezés ide</b>
27	választ	78	betűméret	130 többdokumentumos felület
28	kattint	79	betűstílus	131 többválasztós lista
29	Vágólap	80	funkcióbillentyű, F-billentyű,	132 Sajátgép (ikon)
30	<b>Bezárás</b>	81		133 Hálózatok (ikon)
31	Bezárás gomb	82		134 Új
32	összecsuk	83	(vezérlőelem-) csoport	135 <b>Következő</b>
33	hasábfej (vezérlés)	84	kezelő	136 objektum
34	kombinált lista	85	<b>Súgó</b>	137 <b>OK</b>
35	parancsgomb	86	Súgó menü	138 OLE
36	tároló,tartály	87	<b>Elrejtés</b>	139 irányított áthúzás
37	környezetfüggő súgó	88	hierachikus kiválasztás	140 OLE beágyazott objektum
38	környezetfügő	89	nyomva tartás	141 OLE csatolt objektum
39	vezérlőelem	90	hatáspont	142 OLE választó áthúzás/irányított
40	<b>Másolás</b>	91	érzékeny mező/terület/rész	fogd és vidd eljárás
41	<b>Másolás ide</b>	92	ikon	143 <b>Megnyitás</b>
42	<b>Parancsikon létrehozása</b>	93	inaktív	144 <b>Társítás</b>
43	<b>Parancsikon létrehozása</b>	94	inaktív ablak	145 választógomb
44	<b>Kivágás</b>	95		146 beállítás
45	alap, alapértelmezett, alapértelmezés	96		147 csomag
46	alapgomb	97	beviteli terület	148 <b>Oldalbeállítás</b>
47	<b>Törlés</b>	98	<b>Beszúrás menü</b>	149 paletta ablak
48	asztal	99	<b>Objektum beszúrása</b>	150 ablaktábla
49	cél	100	beszúrási pont	151 szülőablak
50	párbeszédpanel	101	dőlt	152 jelszó
51	kezdő	102	címke, felirat	153 <b>Beillesztés</b>
		103	fekvő	154 <b>Csatolva beillesztés</b>

## Hungarian

155	<b>Parancsikon beillesztése</b>	189	<b>Előző méret</b>	225	Start gomb
156	<b>Irányított beillesztés</b>	190	Előző méret gomb	226	Indítópult
157	elérési út	191	<b>Tovább</b>	227	állapotsor
158	<b>Szünet</b>	192	<b>Ismét</b>	228	<b>Leállítás</b>
159		193	formázott szöveget tartalmazó mező	229	bejárás vezérlése
160	<b>Lejátszás</b>	194	<b>Futtatás, Indítás</b>	230	
161	Plug and Play (Önbeállító technológia)	195	<b>Mentés</b>	231	tálca
162	rámutat, pont	196	<b>Mentés másként</b>	232	feladatfüggő súgó
163	mutató, kurzor	197	görgetés	233	sablon
164	felbukkanó menü	198	görgetőnyíl	234	itt: (adat) beviteli mező
165	felbukkanó ablak	199	görgetősáv	235	címsor
166	álló	200	görgetőcsúszka	236	cím
167	lenyom (billentyűt)	201	másodlagos ablak	237	kapcsolóbillentyű
168	lenyom (és nyomva tart- egérbillentyűt)	202	kijelöl	238	eszköztár
169	elsődleges tároló, tartály	203	<b>Mindent kijelöli</b>	239	gombnév
170	főablak	204	kijelölés	240	Fa-struktúra vezérlés
171	<b>Nyomtatás</b>	205	jelölőpont	241	típus
172	nyomtató	206	<b>Küldés</b>	242	gépel, beírás
173	folyamatjelző (vezérlés)	207	elválasztó	243	nem érhető el
174	projekt, téma	208	<b>Beállítások</b>	244	<b>Visszavonás</b>
175	<b>Tulajdonságok</b>	209	<b>Telepítés, Beállítás</b>	245	<b>Letörlés</b>
176	objektumfigyelő	210	huzárvágás	246	<b>Nézet menü</b>
177	tulajdonságcsoport	211	gyorsítógomb	247	közvetlen szerkesztés
178	tulajdonságlap	212	parancsikon	248	Grafikus kijelölés
179	tulajdonságlap-vezérlő	213	billentyűparancs	249	<b>Mi ez?</b>
180	<b>Nézőke</b>	214	billentyűparancs vezérlés	250	ablak
181	csak olvasásra	215	<b>Megjelenítés</b>	251	<b>Ablak menü</b>
182		216	<b>Kikapcsolás</b>	252	Windows Intéző
183	Lomtár (ikon)	217	egyválasztós lista	253	varázsló
184	<b>Újra, mégis</b>	218	<b>méretezés</b>	254	munkafüzet
185	bekerítés	219	méretező	255	munkacsoport
186	bejegyzés	220	csúszka	256	munkaterület
187	<b>Ismétlés</b>	221	léptetőmező	257	<b>Igen</b>
188	<b>Csere</b>	222	<b>Felosztás</b>		
		223	osztósáv		
		224	osztócsúszka		



## Italian

1	<b>Informazioni su</b>	53	posizionare	101	corsivo
2	tasto di scelta	54	documento	102	etichetta
3	accesso facilitato	55	fare doppio clic (v.)	103	orizzontale
4	identificatore dell'azione	55	doppio clic (n.)	104	selezione circolare
5	attivo	56	toccare due volte in rapida	105	lente
6	punto finale		successione (v.)	106	collegamento (n.)
7	oggetto attivo	56	doppio tocco (n.)	107	collegare (v.)
8	finestra attiva	57	trascinare	108	<b>Collega</b>
9	barra	58	caratteristica Trascina selezione (n.)	109	casella di riepilogo
10	<b>Sempre in primo piano</b>	58	trascinare e rilasciare (v.)	110	visualizzazione elementi
11	punto di ancoraggio	59	casella combinata a discesa	111	collegamento manuale
12	<b>Applica</b>	60	casella di riepilogo a discesa	112	<b>Ingrandisci</b>
13	ad uscita automatica	61	menu a discesa	113	pulsante di ingrandimento
14	a ripetizione automatica	62	<b>Modifica</b>	114	menu
15	collegamento automatico	63	<b>menu Modifica</b>	115	barra dei menu
16	scorrimento automatico	64	puntini di sospensione	116	pulsante menu
17	<b>Indietro</b>	65	oggetto incorporato	117	voce di menu
18	pulsante della penna	66	<b>Esci</b>	118	titolo di menu
19	tocco con il pulsante premuto	67	espandere (una struttura)	119	finestra di messaggio
20	casella di testo a griglia	68	<b>Gestione risorse</b>	120	<b>Riduci a icona</b>
21	<b>Sfoggia</b>	69	selezione estesa	121	pulsante di riduzione ad icona
22	<b>Annulla</b>	70	casella di riepilogo a selezione	122	valori misti
23	menu sovrapposto		estesa	123	a scelta obbligatoria
24	casella di controllo	71	file	124	modalità
25	segno di spunta	72	menu File	125	non a scelta obbligatoria
26	finestra secondaria	73	<b>Trova</b>	126	tasto di modifica dell'output di
27	scegliere	74	<b>Trova successivo</b>		tastiera/delle funzioni di tastiera
28	fare clic	75	<b>Trova</b>	127	mouse
28	scegliere	76	cartella	128	<b>Sposta</b>
29	Appunti	77	tipo di carattere	129	<b>Sposta</b>
30	<b>Chiudi</b>	78	dimensione carattere	130	interfaccia a documenti multipli
31	pulsante di chiusura	79	stile carattere		(MDI)
32	comprimere (v.)	80	tasto funzione	131	casella di riepilogo a selezione
33	intestazione di colonna	81	segno		multipla
34	casella combinata	82	icona	132	Risorse del computer
35	pulsante di comando	83	casella di gruppo	133	Risorse di rete
36	contenitore	84	quadrato di ridimensionamento	134	<b>Nuovo</b>
37	guida sensibile al contesto	85	<b>Guida</b>	135	<b>Avanti</b>
38	contestuale	86	menu ?	136	oggetto
39	controllo	87	<b>Nascondi</b>	137	<b>OK</b>
40	<b>Copia</b>	88	selezione gerarchica	138	OLE
41	<b>Copia</b>	89	tenere premuto	139	caratteristica Trascina selezione
42	<b>Crea collegamento</b>	90	area sensibile del puntatore		OLE
43	<b>Crea collegamento</b>	91	area sensibile dell'oggetto	140	oggetto incorporato OLE
44	<b>Taglia</b>	92	icona	141	oggetto collegato OLE
45	predefinito	93	inattivo	142	caratteristica Trascina selezione
46	pulsante predefinito	94	finestra inattiva		OLE non predefinita
47	<b>Elimina</b>	95	tratto	143	<b>Apri</b>
48	desktop	96	modifica tratto	144	<b>Apri con</b>
49	destinazione	97	elemento attivo	145	pulsante di opzione
50	finestra di dialogo	98	<b>menu Inserisci</b>	146	opzione attivata/impostata
51	disabilità	99	<b>Inserisci oggetto</b>	147	package
52	selezione multipla	100	punto di inserimento	148	<b>Imposta pagina</b>



## Italian

149	casella degli strumenti/tavolozza di colori	186	registro di configurazione	222	<b>Dividi</b>
150	riquadro	187	<b>Ripeti</b>	223	barra di divisione
151	finestra principale	188	<b>Sostituisci</b>	224	casella di divisione
152	password	189	<b>Ripristina</b>	225	pulsante Avvio
153	<b>Incolla</b>	190	pulsante di ripristino	226	cartella Esecuzione automatica
154	<b>Incolla collegamento</b>	191	<b>Riprendi</b>	227	barra di stato
155	<b>Incolla collegamento</b>	192	<b>Riprova</b>	228	<b>Ferma</b>
156	<b>Incolla speciale</b>	193	casella di testo RTF	229	controllo a schede
157	percorso	194	<b>Esegui</b>	230	toccare (v.)
158	<b>Interrompi</b>	195	<b>Salva</b>	230	tocco (n.)
159	penna	196	<b>Salva con nome</b>	231	barra delle applicazioni
160	<b>Riproduci</b>	197	scorrere (v.)	232	guida orientata alle attività
161	Plug and Play	198	freccia di scorrimento	233	modello
162	punto	199	barra di scorrimento	234	casella di testo
163	puntatore	200	casella di scorrimento	235	barra del titolo
164	menu di scelta rapida	201	finestra secondaria	236	testo della barra del titolo
165	finestra popup	202	selezionare (v.)	237	tasto interruttore
166	verticale	203	<b>Seleziona tutto</b>	238	barra degli strumenti
167	premere (un tasto)	204	selezione	239	descrizione comando
168	premere (e tenere premuto un pulsante del mouse)	205	quadrato di selezione	240	controllo per la visualizzazione ad albero
169	contenitore principale	206	<b>Invia a</b>	241	tipo
170	finestra principale	207	separatore	242	digitare/inserire
171	<b>Stampa</b>	208	<b>Impostazioni</b>	243	non disponibile
172	stampante	209	<b>Imposta</b>	244	<b>Annulla</b>
173	indicatore di avanzamento del processo	210	collegamento	245	<b>Rimozione</b>
174	progetto	211	pulsante di collegamento	246	<b>menu Visualizza</b>
175	<b>Proprietà</b>	212	icona di collegamento	247	modifica diretta
176	visualizzatore proprietà	213	tasto di scelta rapida	248	controllo di selezione grafica
177	scheda proprietà	214	controllo tasto di scelta rapida	249	<b>Guida rapida</b>
178	finestra proprietà	215	<b>Mostra</b>	250	finestra
179	controllo finestra proprietà	216	<b>Arresta il sistema</b> (pulsanti e opzioni)	251	<b>menu Finestra</b>
180	<b>Anteprima</b>	216	<b>Chiudi sessione</b> (comando del menu Avvio)	252	Gestione risorse
181	sola lettura	217	casella di riepilogo a selezione singola	253	installazione guidata
182	riconoscimento	218	<b>Dimensione</b>	254	cartella di lavoro
183	Cestino	219	punto di ridimensionamento	255	gruppo di lavoro
184	<b>Ripeti</b>	220	dispositivo di scorrimento	256	area di lavoro
185	selezione dell'area	221	casella di selezione	257	<b>Sì</b>

## Japanese

1	バージョン情報	46	デフォルト ボタン	90	ホット スポット
2	アクセス キー	47	削除	91	ホット ゾーン
3	ユーザー補助	48	デスクトップ	92	アイコン
4	アクション ハンドル	49	OLE 先	93	非アクティブ
5	アクティブ	50	ダイアログ ボックス	94	非アクティブ ウィンドウ
6	アクティブ エンド	51	ディザビリティ	95	インク
7	アクティブなオブジェクト	52	非連続の複数選択	96	インク編集
8	アクティブ ウィンドウ	53	ドッキング	97	入力フォーカス
9	ウィンドウの付属要素	54	ドキュメント	98	[挿入] メニュー
10	つねに手前に表示	55	ダブルクリック	99	オブジェクトの挿入
11	アンカー ポイント	56	ダブルタップ	100	挿入ポイント
12	更新	57	ドラッグ	101	斜体
13	自動フォーカス	58	ドラッグ アンド ドロップ	102	ラベル
14	オート リピート	59	ドロップダウン コンボ ボックス	103	横
15	自動リンク	60	ドロップダウン リスト ボックス	103	横置き
16	自動スクロール	61	ドロップダウン メニュー	104	囲んで選択
17	戻る	62	編集	105	レンズ
18	サイド ボタン	63	[編集] メニュー	106	リンク
19	サイド ボタンを押しなが らタップ	64	省略記号	107	リンクする
20	ボックス編集	65	埋め込みオブジェクト	108	ここにリンク
21	参照	66	～の終了	109	リスト ボックス
22	キャンセル	67	下位階層の表示	110	一覧表示
23	カスケード メニュー	67	開く	111	手動リンク
24	チェック ボックス	68	エクスペローラ	112	最大化
25	チェック マーク	69	拡張選択	113	最大化ボタン
26	子ウィンドウ	70	拡張選択リスト ボックス	114	メニュー
27	選ぶ	71	ファイル	115	メニューバー
28	クリック	72	[ファイル] メニュー	116	メニュー ボタン
29	クリップボード	73	検索	117	メニュー項目
30	閉じる	74	次を検索	118	メニュー タイトル
31	閉じるボタン	75	検索する文字列	119	メッセージ ボックス
32	下位階層の非表示	75	検索する値	120	最小化
32	閉じる	76	フォルダ	121	最小化ボタン
33	列見出し	77	フォント	122	混在設定
34	コンボ ボックス	78	フォント サイズ	123	モーダル
35	コマンド ボタン	79	フォント スタイル	124	モード
36	コンテナ	80	ファンクション キー	125	モードレス
37	状況依存のヘルプ	81	ジェスチャ	126	修飾キー
38	状況依存の	82	グリフ	127	マウス
39	コントロール	83	グループ ボックス	128	移動
40	コピー	84	ハンドル	129	ここに移動
41	ここにコピー	85	ヘルプ	130	複数ドキュメント インター フェイス
42	ショートカットの作成	86	[ヘルプ] メニュー	131	複数選択リスト ボックス
43	ショートカットをここに作成	87	隠す	132	マイ コンピュータ
44	切り取り	88	階層的な選択	133	ネットワーク コンピュータ
45	標準	89	押したまま	134	新規作成
45	デフォルト			135	次へ

## Japanese

136	オブジェクト	177	プロパティ ページ	219	サイズ変更ハンドル
137	OK	178	プロパティ シート	220	つまみ
138	OLE	179	プロパティ シート コントロ ール	221	スピン ボックス
139	OLE ドラッグ アンド ドロ ップ	180	クイック表示	222	境界の変更
140	OLE オブジェクトの埋め込み	181	読み取り専用	223	分割バー
141	OLE でリンクされたオブジェ クト	182	認識	224	分割ボックス
142	選択型 OLE ドラッグ アンド ドロップ	183	ごみ箱	225	[スタート] ボタン
143	開く	184	やり直し	226	スタートアップ フォルダ
144	アプリケーションから開く	185	領域選択	227	ステータスバー
145	オプション ボタン	186	レジストリ	228	中止
146	オプション設定	187	リピート	228	停止
147	パッケージ	188	置換	228	終了
148	ページレイアウトの設定	189	復元	228	解除
149	パレット ウィンドウ	190	元のサイズに戻すボタン	229	タブ コントロール
150	ペイン	191	再開	230	タップ
151	親ウィンドウ	192	再試行	231	タスクバー
152	パスワード	193	リッチテキスト ボックス	232	タスク対応ヘルプ
153	貼り付け	194	ファイル名を指定して実行	233	テンプレート
154	リンク貼り付け	195	保存	234	テキスト ボックス
155	ショートカットの貼り付け	196	名前を付けて保存	235	タイトルバー
156	形式を選択して貼り付け	197	スクロール	236	タイトルバーの文字
157	パス	198	スクロールバーの矢印ボタン	237	トグル キー
158	一時停止	199	スクロールバー	238	ツールバー
159	ペン	200	スクロールバーのつまみ	239	ツールのヒント
160	再生	201	2次ウィンドウ	240	ツリー表示コントロール
161	プラグ アンド プレイ	202	選択する	241	種類
162	ポイント	203	すべて選択	241	タイプ
163	ポインタ	204	選択範囲	242	入力
164	ポップアップ メニュー	205	選択ハンドル	243	利用不可
165	ポップアップ ウィンドウ	206	送る	244	元に戻す
166	縦	207	区分線	245	アンインストール
166	縦置き	208	設定	245	削除
167	押す	209	セットアップ	246	[表示] メニュー
168	押したまま	210	ショートカット	247	埋め込み先編集
169	メイン コンテナ	211	ショートカット ボタン	248	ビジュアル コントロール
170	メイン ウィンドウ	212	ショートカット アイコン	249	ヘルプ
171	印刷	213	ショートカット キー	250	ウィンドウ
172	プリンタ	214	ショートカット キー コント ロール	251	[ウィンドウ] メニュー
173	進行状況インジケータ	215	表示	252	エクスプローラ
174	プロジェクト	216	シャットダウン	253	ウィザード
175	プロパティ	216	Windows の終了	254	ワークブック
176	プロパティ インспекタ	217	単一選択リストボックス	255	ワークグループ
		218	サイズ	256	ワークスペース
				257	はい



Korean

1	정보	47	삭제	94	비활성 창
2	선택키	48	바탕 화면	95	링크
3	장애인용	49	대상	96	링크 편집
4	작업 핸들	50	대화 상자	97	입력 가능 영역
5	활성	51	장애	98	삼입 메뉴
6	선택 끝점	52	다중 선택	99	개체 삼입
7	활성 개체	53	고정	100	삼입 포인터
8	활성 창	54	문서	101	기울임꼴
9	사용하기 편리하도록 화면에 표시	55	두 번 누르기	102	레이블
10	항상 위	56	두 번 누르기	102	이름표
11	선택 시작점	57	끝기	103	가로 방향
11	기준 위치점	58	끌어서 놓기	104	원형으로 영역 선택
12	적용	59	나열형 콤보 상자	105	렌즈(제어)
13	자동 종료	60	나열형 목록 상자	106	연결
14	자동 반복	61	나열형 메뉴	107	연결하다
15	자동 연결	62	편집	108	연결 대상
16	자동 이동	63	편집 메뉴	109	목록 상자
17	뒤로	64	생략 기호	110	목록 표시(제어)
18	펜 단추	65	포함된 개체	111	수동 연결
19	펜 두들기	66	종료	112	전체 화면 표시
20	상자형 편집 영역(제어)	67	하위 수준 표시(개요)	113	전체 화면 표시 단추
21	찾아보기	68	파일 탐색	114	메뉴
22	취소	69	선택 영역 확장	115	메뉴 표시줄
23	계단식 메뉴	70	선택 영역을 확장할 수 있는	116	메뉴 단추
24	확인란	71	목록 상자	117	메뉴 항목
25	확인 표시	72	파일 메뉴	118	메뉴 이름
26	하위 문서 창	73	찾기	119	메시지 상자
27	선택	74	다음 찾기	120	아이콘 표시
28	누르기	75	찾을 문자열	121	아이콘 표시 단추
29	클립보드	76	폴더	122	혼합값
30	닫기	77	글꼴	123	모달
31	닫기 단추	78	글꼴 크기	124	모드
32	하위 수준 숨기기(개요)	79	글꼴 유형	125	모드리스
33	열 머리글(제어)	80	기능키	126	수정키
34	콤보 상자	81	체크	127	마우스
35	명령 단추	82	모양	128	이동
36	다른 개체를 포함하는 개체	83	그룹 창	129	여기에 이동
37	현재 상황에 맞는 도움말	84	핸들	130	다중 문서 인터페이스
38	상황에 맞는	84	조종	131	다중 선택 목록 상자
39	제어	85	도움말	132	내 컴퓨터(아이콘)
39	조절	86	도움말 메뉴	133	네트워크 환경(아이콘)
40	복사	87	숨기기	134	새 파일
41	여기에 복사	88	계층적 선택	135	다음
42	단축 아이콘 만들기	89	취기	136	개체
43	여기에 단축 아이콘 만들기	90	핫 스폿	137	확인
44	잘라내기	91	핫 존	138	개체 연결 및 포함
45	기본값	92	아이콘	139	OLE 끌어서 놓기
46	기본 단추	93	비활성	140	OLE 포함 개체
				141	OLE 연결 개체

## Korean

142	OLE 조건적 끌어서 놓기	180	잡잔 보기	220	슬라이더
143	열기	181	읽기 전용	221	스핀 상자
144	파일 열 프로그램	182	인식	222	나눔
145	옵션 단추	183	휴지통(아이콘)	223	나눔줄
146	옵션 설정	184	재실행	224	나눔 상자
147	꾸러미	185	영역 선택	225	시작 단추
148	쪽 설정	186	시스템 등록	226	시작 폴더
149	모음 창	187	반복	227	상태 표시줄
149	색상표 창	188	바꾸기	228	정지
150	틀	189	화면 복귀	229	램 제어
151	상위 창	190	화면 복귀 단추	230	두들기기
152	암호	191	재시작	231	작업 표시줄
153	붙여넣기	192	재시도	232	작업 순서 도움말
154	연결하여 붙여넣기	193	서식 유지 입력란	233	작업 파일
155	단축 붙여넣기	194	실행	234	입력란
156	선택하여 붙여넣기	195	저장	235	제목 표시줄
157	경로	196	다른 이름으로 저장	236	제목 문자열
158	일시 중지	197	이동	237	전환키
159	펜	198	이동 화살표	238	도구 모음
160	재생	199	이동 줄	239	도구 설명
161	플러그 앤 플레이(주변기기 자동 설치)	200	이동 위치표	240	트리 표시 제어
162	포인트	201	부속 창	241	유형
163	포인터	202	선택하다	241	종류
164	돌출 메뉴	203	전체 선택	242	입력한다
165	돌출 창	204	선택	243	사용 불가능
166	세로 방향	205	선택 핸들	244	실행 취소
167	(키) 두들기기	206	보내기	245	설치 삭제
168	(마우스 단추) 누르기	207	구분자	246	보기 메뉴
169	다른 개체를 포함하는 기본 개체	208	설정	247	포함된 위치를 현재 위치에서 편집
170	기본 창	209	설치	248	그래픽 정보 표시
171	인쇄	210	단축	249	설명
172	프린터	211	단축 단추	250	창
173	작업 진행 표시등(제어)	212	단축 아이콘	251	창 메뉴
174	프로젝트	213	단축키	252	파일 탐색기
175	등록 정보	214	단축키 제어	253	마법사
175	속성	215	표시	254	통합 문서
176	등록 정보 보기	215	보기	255	작업 그룹
177	등록 정보 쪽	216	시스템 종료	256	작업 영역
178	등록 정보 시트	217	단일 선택 목록 상자	257	예
179	등록 정보 제어	218	크기		
		219	창 크기 조절 핸들		

## Norwegian

1	<b>Om</b>	54	dokument	107	koble
2	tilgangstast	55	dobbeltklikke	108	<b>Lag kobling her</b>
3	tilgjengelighet	56		109	listebooks
4	handlingshåndtak	57	dra	110	listevisning (kontroll)
5	aktiv	58	dra og slippe	111	manuell kobling
6	markeringsavslutning	59	kombinasjonsboks	112	<b>Maksimer</b>
7	aktivt objekt	60	rullegardinliste	113	maksimeringsknapp
8	aktivt vindu	61	rullegardinmeny	114	meny
9	verktøyelement	62	<b>Rediger</b>	115	menylinje
10	<b>Alltid øverst</b>	63	<b>Rediger-menyen</b>	116	menyknapp
11	forankringspunkt	64	ellipse	117	menyelement
12	<b>Bruk</b>	65	innebygd objekt	118	menytittel
13	automatisk avslutning	66	<b>Avslutt</b>	119	meldingsboks
14	automatisk gjentakelse	67	utvide (en disposisjon)	120	<b>Minimer</b>
15	automatisk kobling	68	<b>Utforsk</b>	121	minimeringsknapp
16	automatisk rulling (autorulling)	69	utvidet merking	122	blandet verdi
17	<b>Tilbake</b>	70	liste med utvidet merking	123	modal
18		71	fil	124	modus
19		72	fil-menyen	125	ikke-modal
20		73	<b>Søk etter</b>	126	modifiseringstast
21	<b>Bla gjennom</b>	74	<b>Søk etter neste</b>	127	mus
22	<b>Avbryt</b>	75	<b>Søk etter</b>	128	<b>Flytt</b>
23	undermeny	76	mappe	129	<b>Flytt hit</b>
24	avmerkingsboks	77	skrift	130	flerdokumentgrensesnitt (MDI)
25	merke	78	skriftstørrelse	131	flervalgsliste
26	undervindu	79	skriftstil	132	Min datamaskin (ikon)
27	velge	80	funksjonstast	133	Andre maskiner (ikon)
28	klikke	81		134	<b>Ny</b>
29	utklippstavle	82		135	<b>Neste</b>
30	<b>Lukk</b>	83	gruppeboks	136	objekt
31	lukkeknapp	84	håndtak	137	<b>OK</b>
32	skjule (disposisjon)	85	<b>Hjelp</b>	138	OLE
33	kolonneoverskrift (kontroll)	86	Hjelp-menyen	139	OLE dra og slipp
34	kombinasjonsboks	87	<b>Skjul</b>	140	innebygd OLE-objekt
35	kommandoknapp	88	hierarkisk merking	141	koblet OLE-objekt
36	beholder	89	holde	142	utvidet OLE dra og slipp
37	kontekstavhengig hjelp	90	fokus	143	<b>Åpne</b>
38	kontekstavhengig	91	fokuseringssone	144	<b>Åpne i</b>
39	kontroll	92	ikon	145	alternativknapp
40	<b>Kopier</b>	93	inaktiv	146	valgt alternativ
41	<b>Kopier hit</b>	94	inaktivt vindu	147	pakke
42	<b>Lag snarvei</b>	95		148	<b>Utskriftsformat</b>
43	<b>Lag snarvei her</b>	96		149	palettvindu
44	<b>Klipp ut</b>	97	inndatafokus	150	rute
45	standard	98	<b>Sett inn-menyen</b>	151	hovedvindu
46	standardknapp	99	<b>Sett inn objekt</b>	152	passord
47	<b>Slett</b>	100	innsettingspunkt	153	<b>Lim inn</b>
48	skrivebord	101	kursiv	154	<b>Lim inn kobling</b>
49	mål	102	etikett	155	<b>Lim inn snarvei</b>
50	dialogboks	103	liggende	156	<b>Lim inn utvalg</b>
51	funksjonshemming	104		157	bane
52	ikke sammenhengende utvalg	105		158	<b>Pause</b>
53	forankre	106	kobling	159	



## Norwegian

160	<b>Spill</b>	193	boks for rik tekst	226	Oppstart-mappen
161	Plug and Play	194	<b>Kjør</b>	227	statuslinje
162	peke	195	<b>Lagre</b>	228	<b>Stopp</b>
162	punkt	196	<b>Lagre som</b>	229	kategorikontroll
163	peker	197	rulle	230	
164	hurtigmeny	198	rullepil	231	oppgavelinje
165	forklaringsvindu	199	rullefelt	232	oppgaveorientert hjelp
166	stående	200	rulleboks	233	mal
167	trykke (en tast)	201	sekundærvindu	234	tekstboks
168	klikke (og holde nede en musetast)	202	merke	235	tittellinje
169	primærbeholder	203	<b>Merk alt</b>	236	titteltekst
170	primærvindu	204	merket område	237	veksletast
171	<b>Skriv ut</b>	205	markeringshåndtak	238	verktøylinje
172	skriver	206	<b>Send til</b>	239	verktøytips
173	fremdriftsindikator (kontroll)	207	skilletegn	240	trevningskontroll
174	prosjekt	208	<b>Innstillinger</b>	241	type
175	<b>Egenskaper</b>	209	<b>Installasjon</b>	242	skrive
176	egenskapsvisning	210	snarvei	243	ikke tilgjengelig
177	egenskaps side	211	snarveisknapp	244	<b>Angre</b>
178	egenskapsark	212	snarveisikon	245	<b>Avinstaller</b>
179	egenskapsarkkontroll	213	hurtigtast	246	<b>Vis-menyen</b>
180	<b>Hurtigvisning</b>	214	hurtigtastkontroll	247	visuell redigering
181	skrivebeskyttet	215	<b>Vis</b>	248	grafikkontroll
182		216	<b>Avslutt</b>	249	<b>Hva er dette?</b>
183	Papirkurv (ikon)	217	enkeltvalgliste	250	vindu
184	<b>Gjør om</b>	218	<b>Størrelse</b>	251	<b>Vindu-menyen</b>
185	områdemerking	219	skaleringshåndtak	252	Windows Utforsker
186	register	220	glidebryter	253	veiviser
187	<b>Gjenta</b>	221	verdisettingsboks	254	arbeidsbok
188	<b>Erstatt</b>	222	<b>Del</b>	255	arbeidsgruppe
189	<b>Gjenopprett</b>	223	delelinje	256	arbeidsområde
190	gjenopprettingsknapp	224	deleboks	257	<b>Ja</b>
191	<b>Fortsett</b>	225	startknapp		
192	<b>Prøv på nytt</b>				



## Polish

154	<b>Wklej łączenia</b>	189	<b>Przywróć</b>	224	pole podziału
155	<b>Wklej skrót</b>	190	przycisk Przywróć	225	przycisk Start
156	<b>Wklej specjalnie</b>	191	<b>Wznów</b>	226	folder startowy
157	ścieżka	192	<b>Ponów próbe</b>	227	pasek stanu
158	<b>Pauza</b>	193	pole tekstu RTF	228	<b>Zatrzymaj</b>
159		194	<b>Uruchom</b>	229	formant karty
160	<b>Odtwarzaj</b>	195	<b>Zapisz</b>	230	
161	Plug and Play	196	<b>Zapisz jako</b>	231	pasek zadań
162	punkt	197	przewiń	232	Pomoc zorientowana zadaniowo
163	wskaźnik	198	strzałka przewijania	233	szablon
164	menu podręczne	199	pasek przewijania	234	pole tekstowe
165	okno podręczne	200	pole przewijania	235	pasek tytułu
166	pionowa	201	okno podrzędne	236	tekst tytułu
167	naciśnij (klawisz)	202	zaznacz	237	klawisz przełącznikowy
168	naciśnij (i przytrzymaj przycisk)	203	<b>Zaznacz wszystko</b>	238	pasek narzędzi
169	główny kontener	204	zaznaczenie	239	etykieta narzędziowa
170	główne okno	205	uchwyt zaznaczenia	240	formant widoku drzewa
171	<b>Drukuj</b>	206	<b>Wyślij do</b>	241	typ
172	drukarka	207	separator	242	wpisz
173	wskaźnik postępu	208	<b>Ustawienia</b>	243	niedostępny
174	projekt	209	<b>Instalator</b>	244	<b>Cofnij</b>
175	<b>Właściwości</b>	210	skrót	245	<b>Odinstaluj</b>
176	inspektor właściwości	211	przycisk skrótu	246	<b>menu Widok</b>
177	strona właściwości	212	ikona skrótu	247	edycja wizualna
178	arkusz właściwości	213	klawisz skrótu	248	formant graficzny
179	formant arkusza właściwości	214	formant klawisza skrótu	249	<b>Co to jest?</b>
180	<b>Krótki przegląd</b>	215	<b>Pokaż</b>	250	okno
181	tylko-odczyt	216	<b>Zamknięcie systemu</b>	251	<b>menu Okno</b>
182		217	pole listy z pojedynczym wyborem	252	Ekspłorator Windows
183	Kosz (ikona)	218	<b>Rozmiar</b>	253	kreator
184	<b>Ponów</b>	219	uchwyt rozmiaru	254	skoroszyt
185	wybór obszaru	220	suwak	255	grupa robocza
186	rejestracja	221	pokrętło	256	obszar roboczy
187	<b>Powtórz</b>	222	<b>Podział</b>	257	<b>Tak</b>
188	<b>Zamień</b>	223	pasek podziału		





## Portuguese

158	<b>Pausa/Interromper</b>	191	<b>Continuar</b>	225	botão Iniciar
159		192	<b>Repetir/Tentar de Novo</b>	226	pasta de Arranque
160	<b>Reproduzir</b>	193	caixa de texto melhorado	227	barra de estado
161	Plug and Play	194	<b>Executar</b>	228	<b>Parar</b>
162	ponto	195	<b>Guardar</b>	229	controlo de tabulação
163	ponteiro	196	<b>Guardar Como</b>	230	
164	menu de sobreposição	197	rolar	231	barra de tarefas
165	janela de sobreposição	198	seta de deslocamento	232	Ajuda relacionada com a tarefa
166	vertical	199	barra de deslocamento	233	modelo
167	premir (uma tecla)	200	caixa de deslocamento	234	caixa de texto
168	premir (e manter premido um botão do rato)	201	janela secundária	235	barra de título
169	recipiente principal	202	seleccionar	236	texto do título
170	janela principal	203	<b>Seleccionar Tudo</b>	237	tecla de comutação
171	<b>Imprimir</b>	204	selecção	238	barra de ferramentas
172	impressora	205	ponto de controlo de selecção	239	descrição
173	indicador de progresso (controlo)	206	<b>Enviar Para</b>	240	controlo da vista da árvore
174	projecto	207	separador	241	tipo (n.)
175	<b>Propriedades</b>	208	<b>Definições</b>	242	escrever (v.)
176	inspector de propriedades	209	<b>Configurar</b>	243	indisponível
177	página de propriedades	210	atalho	244	<b>Anular</b>
178	folha de propriedades	211	botão de atalho	245	<b>Desinstalar</b>
179	controlo de folha de propriedades	212	ícone de atalho	246	<b>menu Ver</b>
180	<b>Apresentação</b>	213	tecla de atalho	247	edição visual
181	Só de Leitura	214	controlo de teclas de atalho	248	controlo de propriedades gráficas
182		215	<b>Mostrar</b>	249	<b>O Que É Isto?</b>
183	Reciclagem (ícone)	216	<b>Encerrar</b>	250	janela
184	<b>Repetir</b>	217	caixa de listagem de selecção única	251	<b>menu Janela</b>
185	selecção de grupo	218	<b>Dimensionar (v.), Tamanho (n.)</b>	252	Explorador do Windows
186	registo	219	controlo de dimensionamento	253	assistente
187	<b>Repetir</b>	220	controlo de escala	254	(o) livro
188	<b>Substituir</b>	221	caixa de controlo rotativo	255	grupo de trabalho
189	<b>Restaurar</b>	222	<b>Dividir</b>	256	área de trabalho
190	botão Restaurar	223	barra de divisão	257	<b>Sim</b>
		224	caixa de divisão		



## Portuguese – Brazil

1	<b>Sobre</b>	52	seleção descontínua (n.), descontinuar seleção (v.)		rótulo
2	tecla de acesso			103	paisagem
3	acessibilidade	53	encaixar	104	
4	alças de manipulação	54	documento	105	
5	ativo(a)	55	clique duas vezes	106	vínculo (n.)
6	fim ativo	56		107	vincular (v.)
7	objeto ativo	57	arrastar	108	<b>Vincular Aqui</b>
8	janela ativa	58	arrastar-e-soltar	109	caixa de listagem
9	controle de opções gráficas	59	caixa de combinação suspensa	110	modo de lista (controle)
10	<b>Sempre Visível</b>	60	caixa de listagem suspensa	111	vínculo manual
11	ponto de âncora	61	menu suspenso	112	<b>Maximizar</b>
12	<b>Aplicar</b>	62	<b>Editar</b>	113	botão Maximizar
13	saída automática (n.), sair automaticamente (v.)	63	<b>Menu Editar</b>	114	menu
14	repetição automática (n.), repetir automaticamente (v.)	64	reticências	115	barra de menu
15	vínculo automático	65	objeto incorporado	116	botão de menu
16	rolagem automática	66	<b>Sair</b>	117	item de menu
17	<b>Voltar</b>	67	expandir (tópicos)	118	título de menu
18		68	<b>Explorar</b>	119	caixa de mensagem
19		69	seleção estendida	120	<b>Minimizar</b>
20		70	caixa de listagem de seleção estendida	121	botão Minimizar
21	<b>Procurar</b>	71	arquivo	122	valor misto
22	<b>Cancelar</b>	72	Menu Arquivo	123	modal
23	menu em cascata	73	<b>Localizar</b>	124	modo
24	caixa de verificação	74	<b>Localizar Próxima</b>	125	sem modo
25	marca de verificação	75	<b>Localizar</b>	126	tecla de modificação
26	janela filho	76	pasta	127	mouse
27	escolher	77	fonte	128	<b>Mover</b>
28	clique	78	tamanho da fonte	129	<b>Mover Aqui</b>
29	Área de Transferência	79	estilo da fonte	130	interface de múltiplos documentos (MDI)
30	<b>Fechar</b>	80	tecla de função	131	caixa de listagem de seleção múltipla
31	botão Fechar	81		132	Meu Computador (ícone)
32	ocultar (tópicos)	82		133	Ambiente de Rede (ícone)
33	cabeçalho da coluna (controle)	83	caixa de grupo	134	<b>Novo</b>
34	caixa de combinação	84	alças	135	<b>Avançar</b>
35	botão de comando	85	<b>Ajuda</b>	136	objeto
36	recipiente	86	Menu Ajuda	137	<b>OK</b>
37	Ajuda relacionada ao contexto	87	<b>Ocultar</b>	138	OLE
38	relacionado(a) ao contexto	88	seleção hierárquica	139	arrastar-e-soltar OLE
39	controle	89	manter pressionado(a)	140	objeto incorporado OLE
40	<b>Copiar</b>	90	ponto interativo	141	objeto vinculado OLE
41	<b>Copiar Aqui</b>	91	área interativa	142	arrastar-e-soltar OLE não padrão
42	<b>Criar Atalho</b>	92	ícone	143	<b>Abrir</b>
43	<b>Criar Atalho Aqui</b>	93	inativo(a)	144	<b>Abrir Com</b>
44	<b>Recortar</b>	94	janela inativa	145	botão de opção
45	padrão	95		146	conjunto de opções
46	botão padrão	96		147	pacote
47	<b>Excluir</b>	97	foco de entrada	148	<b>Configurar Página</b>
48	área de trabalho	98	<b>Menu Inserir</b>	149	janela de paleta
49	destino	99	<b>Inserir Objeto</b>	150	painel
50	caixa de diálogo	100	ponto de inserção	151	janela pai
51	incapacidade	101	itálico	152	senha
		102	according to context: nome, etiqueta,		



## Portuguese – Brazil

153	<b>Colar</b>	188	<b>Substituir</b>	224	caixa de divisão
154	<b>Colar Vínculo</b>	189	<b>Restaurar</b>	225	botão Iniciar
155	<b>Colar Atalho</b>	190	botão Restaurar	226	pasta Iniciar
156	<b>Colar Especial</b>	191	<b>Continuar</b>	227	barra de status
157	caminho	192	<b>Repetir</b>	228	<b>Parar</b>
158	<b>Pausa</b>	193	caixa de rich-text	229	controle de tabulação (if it refers to tabul.), controle de guias (if it refers to 'tabs' in a dial. box)
159		194	<b>Executar</b>		
160	<b>Reproduzir; Jogar</b>	195	<b>Salvar</b>	230	
161	Plug and Play	196	<b>Salvar Como</b>	231	barra de tarefas
162	ponto	197	rolar	232	Ajuda relacionada à tarefa
163	ponteiro	198	seta de rolagem	233	modelo
164	menu pop-up	199	barra de rolagem	234	caixa de texto
165	janela pop-up	200	caixa de rolagem	235	barra de título
166	retrato	201	janela secundária	236	texto do título
167	pressione (uma tecla )	202	selecionar	237	tecla de alternância
168	pressione (e mantenha pressionado o botão do mouse)	203	<b>Selecionar Tudo</b>	238	barra de ferramentas
169	recipiente primário	204	seleção	239	descrição de ferramenta
170	janela primária	205	alças de seleção	240	modo de árvore (controle)
171	<b>Imprimir</b>	206	<b>Enviar Para</b>	241	tipo
172	impressora	207	separador	242	digitar
173	indicador de progresso (controle)	208	<b>Configurações</b>	243	não disponível
174	projeto	209	<b>Programa de Instalação</b>	244	<b>Desfazer</b>
175	<b>Propriedades</b>	210	atalho	245	<b>Desinstalar</b>
176	inspetor de propriedades	211	botão de atalho	246	<b>Menu Exibir</b>
177	página de propriedades	212	ícone de atalho	247	edição visual
178	folha de propriedades	213	tecla de atalho	248	controle de entalhe
179	controle da folha de propriedades	214	controle de tecla de atalho	249	<b>O Que É Isto?</b>
180	<b>Visualização Rápida</b>	215	<b>Mostrar</b>	250	janela
181	somente leitura	216	<b>Desligar</b>	251	<b>Menu Janela</b>
182		217	caixa de listagem de seleção única	252	Windows Explorer
183	Lixeira (ícone)	218	<b>Tamanho</b>	253	assistente
184	<b>Refazer</b>	219	alças de dimensionamento	254	pasta de trabalho
185	seleção de região	220	controle deslizante	255	grupo de trabalho
186	registro	221	caixa de rotação	256	área de trabalho
187	<b>Repetir</b>	222	<b>Divisão (n.), Dividir (v.)</b>	257	<b>Sim</b>
		223	barra de divisão		

## Russian

1	О программе	46	основная кнопка	87	Скрыть
2	клавиша доступа	47	Удалить	88	Иерархическое выделение
3	доступность; легкость использования	48	рабочий стол	89	удерживать
4	ручка	49	место назначения, получатель	90	острие
5	активный	50	диалоговое окно	91	область взаимодействия
6	активный край	51	физический недостаток	92	значок
7	активный объект	52	несвязное выделение	93	неактивный
8	активное окно	53	закрепить; пристыковать	94	неактивное окно
9	элемент оформления	54	документ	95	
10	Поверх остальных[окон]	55	(v.) дважды щелкнуть; дважды нажать кнопку мыши; (п.) двойной щелчок; двойное нажатие кнопки мыши	96	
11	начало выделения			97	фокус ввода
12	Применить			98	Вставка
13	автопереход; поле с автоматическим переходом	56		99	Вставить объект
14	самоповторяющийся (событие и т.п.)	57	1) перетащить (объект); 2) протащить (указатель по списку, тексту и т.п.; линию); 3) выделить (фрагмент текста, элементы списка, объекты и т.п.); 4) переместить указатель при нажатой кнопке мыши (если ни одно из предыдущих выражений не подходит)	100	курсор
15	автоматически обновляемая связь			101	наклонное (начертание); курсивное
16	автопрокрутка			102	наклейка; подпись
17	Назад			103	альбомная
18				104	
19				105	
20		58	перетащить [с помощью мыши]	106	связь
21	Обзор (кнопка); обзор, просмотр	59	поле с раскрывающимся списком	107	связать
22	Отмена (кнопка)	60	раскрывающийся список	108	Связать здесь
23	Отменить (команда)	61	меню; раскрывающееся меню	109	список
24	подменю	62	править, изменять	110	список
25	флажок	63	Правка	111	связь, обновляемая вручную
26	отметка; галочка	64	многоточие	112	Развернуть
27	дочернее окно	65	встроенный объект	113	кнопка развертывания окна
28	выбрать (v.) щелкнуть; нажать кнопку мыши; выбрать с помощью мыши; (п.) щелчок; нажатие кнопки мыши	66	Выход	114	меню
29	Буфер обмена	67	развернуть (иерархию, структуру)	115	строка меню
30	Закрывать	68	Просмотр	116	кнопка раскрытия меню
31	Кнопка закрытия окна	69	расширенное выделение	117	пункт меню
32	свернуть (структуру)	70	список с расширенным выделением	118	заглавие меню
33	заголовок столбца	71	файл	119	окно сообщения
34	поле со списком	72	Документ; Файл	120	Свернуть
35	кнопка	73	Найти	121	Кнопка свертывания [окна]
36	[объект-]контейнер	74	Поиск далее	122	смешанное (состояние элемента интерфейса)
37	контекстная справка	75	Образец	123	модальный
38	контекстный	76	папка	124	режим
39	элемент управления	77	шрифт	125	немодальный
40	Копировать	78	размер шрифта	126	преобразующая клавиша
41	Копировать сюда	79	начертание	127	мышь
42	Создать ярлык	80	функциональная клавиша	128	Переместить
43	Создать ярлык здесь	81		129	Переместить сюда
44	Вырезать	82		130	многодокументная среда (MDI)
45	используемый по умолчанию; предустановленный	83	рамка группы, группа	131	список с множественным выбором
		84	ручка	132	Мой компьютер
		85	Справка	133	Сетевая окрестность
		86	?	134	Создать
				135	Далее (Next/Back); Следующий (Next/Previous)
				136	объект



## Russian

137	ОК (русские буквы)	178	окно свойств		Показать
138	OLE	179	элемент управления из таблицы свойств	216	Завершении работы
139	OLE-перетаскивание			217	простой список
140	внедренный OLE-объект	180	Быстрый просмотр	218	Размер
141	связанный OLE-объект	181	только для чтения, только чтение (флажок)	219	ручка размера
142	условное OLE-перетаскивание			220	ползунок
143	Открыть	182		221	счетчик
144	Открыть с помощью	183	Корзина	222	Разбить
145	переключатель	184	Вернуть	223	линия разбивки
146	параметр установлен	185	охват	224	вешка разбивки
147	сверток	186	[системный] реестр	225	кнопка Пуск
148	Макет страницы	187	Повторить	226	Загружаемые при запуске; Автозапуск
149	окно палитры	188	Заменить	227	строка состояния
150	область (окна)	189	Восстановить	228	Останов, Остановить, Стоп
151	родительское окно	190	Кнопка восстановления размеров окна	229	ярлык
152	пароль			230	
153	Вставить	191	Продолжить	231	панель задач
154	Вставить связь	192	Повтор (кнопка); повторить	232	справка по задачам
155	Вставить ярлык	193	форматируемое поле	233	шаблон
156	Специальная вставка	194	Выполнить	234	поле
157	путь	195	Сохранить	235	заголовок окна
158	Пауза	196	Сохранить как	236	текст заголовка
159		197	прокручивать	237	переключатель; клавиша-переключатель
160	Воспроизведение	198	кнопка прокрутки	238	панель инструментов
161	[самоадаптируемое] устройство (Plug and Play)	199	полоса прокрутки	239	всплывающая подсказка
162	указать на; подвести указатель к; установить указатель на указатель	200	бегунок	240	средство просмотра дерева
163	указатель	201	вспомогательное окно	241	тип
164	всплывающее меню	202	выбрать; выделить	242	вводить
165	всплывающее окно	203	Выделить все	243	недоступный
166	книжная (ориентация)	204	выделение; выделенные объекты	244	Отменить
167	нажать (клавишу)	205	ручка выделения	245	Удалить
168	нажать и удерживать кнопку мыши	206	Отправить	246	Вид
169	главный контейнер	207	разделитель	247	правка на месте
170	главное окно	208	Настройка	248	клетка
171	Печать	209	Установка	249	Что это такое?
172	принтер	210	ярлык	250	окно
173	индикатор выполнения, показатель выполнения	211	кнопка действия	251	Окно
174	проект	212	значок ярлыка, ярлык	252	Проводник
175	Свойства	213	быстрая клавиша; сочетание клавиш; клавиши быстрого вызова	253	мастер
176	инспектор свойств объекта	214	поле определения сочетания клавиш	254	рабочая книга
177	карточка свойств	215	Вывести; Отобразить	255	рабочая группа
				256	рабочее пространство
				257	Да



## Slovenian

1	<b>Vizitka</b>	53	združitev	105
2	tipka za dostop	54	dokument	106
3	Pripomočki za invalide	55	dvoklik	107
4	oprimek dejanja	56		108
5	aktivno	57	povleči	109
6	aktivni konec	58	povleči in spustiti	110
7	aktivni predmet	59	spustni kombinirani seznam	111
8	aktivno okno	60	okence za spustni seznam	112
9	prirobnik	61	spustni meni	113
10	<b>Vedno na vrhu</b>	62	<b>Uredi</b>	114
11	sidrišče	63	<b>meni Uredi</b>	115
12	<b>Uporabi</b>	64	tri pike	116
13	samodejni izhod	65	vdelan predmet	117
14	samodejna ponovitev	66	<b>Izhod</b>	118
15	samodejna povezava	67	razširiti (oris)	119
16	samodejno drsenje (samodrsenje)	68	<b>Raziskuj</b>	120
17	<b>Nazaj</b>	69	razširjeni izbor	121
18		70	okence seznama za razširjeni izbor	122
19		71	datoteka	123
20		72	meni Datoteka	124
21	<b>Prebrskaj</b>	73	<b>Najdi</b>	125
22	<b>Prekliči</b>	74	<b>Nadaljuj iskanje</b>	126
23	stopničasti meni	75	<b>Najdi (Kaj)</b>	127
24	potrditveno polje	76	mapa	128
25	potrditveni znak	77	pisava	129
26	podrejeno okno	78	velikost pisave	130
27	izbrati	79	slog pisave	131
28	klikniti	80	funkejska tipka	132
29	odložišče	81		133
30	<b>Zapri</b>	82		134
31	gumb Zapri	83	okvirček skupine	135
32	strniti (oris)	84	oprimek	136
33	naslov stolpca (krmilo)	85	<b>Pomoč</b>	137
34	kombinirani seznam	86	meni Pomoč	138
35	ukazni gumb	87	<b>Skrij</b>	139
36	vsebnik	88	hierarhični izbor	140
37	pomensko občutljiva pomoč	89	zadržati	141
38	pomensko skladno	90	občutljiva točka	142
39	krmilo	91	občutljivo področje	143
40	<b>Kopiraj</b>	92	ikona	144
41	<b>Kopiraj sem</b>	93	neaktivno	145
42	<b>Ustvari bližnjico</b>	94	neaktivno okno	146
43	<b>Ustvari bližnjico tu</b>	95		147
44	<b>Izreži</b>	96		148
45	privzeto	97	vnosno žarišče	149
46	privzeti gumb	98	<b>meni Vstavi</b>	150
47	<b>Izbriši</b>	99	<b>Vstavi predmet</b>	151
48	namizje	100	mesto vstavljanja	152
49	cilj	101	ležeče (pisava)	153
50	pogovorno okno	102	oznaka	154
51	telesna okvara	103	ležeče (format)	155
52	nepovezani izbor	104		156
				106
				107
				108
				109
				110
				111
				112
				113
				114
				115
				116
				117
				118
				119
				120
				121
				122
				123
				124
				125
				126
				127
				128
				129
				130
				131
				132
				133
				134
				135
				136
				137
				138
				139
				140
				141
				142
				143
				144
				145
				146
				147
				148
				149
				150
				151
				152
				153
				154
				155
				156

## Slovenian

157	pot	191	<b>Nadaljuj</b>	225	gumb Start
158	<b>Premor / Začasna prekinitev</b>	192	<b>Poskusi znova</b>	226	Mapa - Zagon
159		193	vnosno polje za obogateno besedilo	227	statusna vrstica
160	<b>Predvajaj</b>	194	<b>Poženi</b>	228	<b>Ustavi</b>
161	Plug and Play	195	<b>Shrani</b>	229	jeziček
162	pokazati	196	<b>Shrani kot</b>	230	
163	kazalec	197	drseti	231	opravilna vrstica
164	pojavní meni	198	drсна puščica	232	opravilno usmerjena pomoč
165	pojavnó okno	199	drsní trak	233	predloga
166	pokončno	200	drsník	234	vnosno polje
167	pritisniti (tipko)	201	dodatno okno	235	naslovná vrstica
168	pritisniti (in zadržati miškino tipko)	202	izbrati	236	besedílo naslova
169	osnovní vsebník	203	<b>Izberi vse</b>	237	preklopná tipka
170	osnovno okno	204	izbor	238	orodná vrstica
171	<b>Tiskaj</b>	205	izbírni oprímek	239	opís orodja
172	tiskalník	206	<b>Pošlji</b>	240	krmílo za drevesní pogled
173	kazalník poteka (krmílo)	207	ločilo	241	vrsta
174	projicirati	208	<b>Nastavitve</b>	242	natipkati
175	<b>Lastnosti</b>	209	<b>Priprava</b>	243	ni na voljo
176	prikaz lastnosti	210	bližnjica	244	<b>Razveljavi</b>
177	strán z lastnostmi	211	gumb bližnjice	245	<b>Odstrani</b>
178	okno z lastnostmi	212	íkona bližnjice	246	<b>meni Pogled</b>
179	krmílo v oknu z lastnostmi	213	tipka bližnjice	247	neposredno urejanje
180	<b>Hitri vpogled</b>	214	krmílo za tipko bližnjice	248	krmílo za grafično izbír
181	samo za branje	215	<b>Pokaži</b>	249	<b>Kaj je to?</b>
182		216	<b>Zaustavítev sistema</b>	250	okno
183	Koš (íkona)	217	okence seznama za enojno izbír	251	<b>meni Okno</b>
184	<b>Uveljavi</b>	218	<b>Velikost</b>	252	Raziskovalec
185	izbírâ področja	219	velikostni oprímek	253	čarovník
186	register	220	drsná letév	254	delovni zvezek
187	<b>Ponovi</b>	221	vrtilno polje	255	delovná skupina
188	<b>Zamenjaj</b>	222	<b>Razdeli</b>	256	delovni prostor
189	<b>Obnovi</b>	223	delilná črta	257	<b>Da</b>
190	gumb Obnovi	224	okenski delilník		



## Spanish

1	<b>Acerca de</b>	54	documento	106	vínculo (n.)
2	tecla de acceso	55	hacer doble clic	107	vincular (v.)
3	accesibilidad	56	puntear dos veces	108	<b>Vincular aquí</b>
4	controlador de acciones	57	arrastrar	109	cuadro de lista
5	activo	58	arrastrar y colocar	110	presentación de iconos or "ver lista" depending on context.
6	fin de la selección activa	59	cuadro combinado desplegable	111	vínculo manual
7	objeto activo	60	cuadro de lista desplegable	112	<b>Maximizar</b>
8	ventana activa	61	menú desplegable	113	botón de maximizar
9	opción gráfica	62	<b>Edición</b>	114	menú
10	<b>Siempre visible</b>	63	<b>menú Edición</b>	115	barra de menús
11	inicio de la selección activa	64	puntos suspensivos	116	botón de menú
12	<b>Aplicar</b>	65	objeto incrustado	117	elemento de menú
13	salida automática	66	<b>Salir</b>	118	título de menú
14	repetición automática	67	expandir (un esquema)	119	cuadro de mensaje
15	vínculo automático	68	<b>Explorar</b>	120	<b>Minimizar</b>
16	desplazamiento automático	69	selección extendida	121	botón de minimizar
17	<b>Atrás</b>	70	cuadro de lista de selección extendida	122	valores mezclados
18	botón del lápiz	71	archivo	123	modal
19	puntear con el botón presionado	72	menú Archivo	124	modo
20	edición en casilla (control)	73	<b>Buscar</b>	125	sin modo
21	<b>Examinar</b>	74	<b>Buscar siguiente</b>	126	tecla modificadora
22	<b>Cancelar</b>	75	<b>Buscar</b>	127	mouse
23	menú en cascada	76	carpeta	128	<b>Mover</b>
24	casilla de verificación	77	fuentes	129	<b>Mover aquí</b>
25	marca de verificación	78	tamaño de fuente	130	interfaz de documentos múltiples (MDI)
26	ventana secundaria	79	estilo de fuente	131	cuadro de lista de selección múltiple
27	elegir	80	tecla de función	132	Mi PC (icono)
28	hacer clic	81	signo	133	Entorno de red (icono)
29	Portapapeles	82	símbolo gráfico	134	<b>Nuevo</b>
30	Cerrar	83	cuadro de grupo	135	<b>Siguiente</b>
31	botón "Cerrar"	84	controlar (v.) controlador (n.)	136	objeto
32	contraer (esquema)	85	<b>Ayuda</b>	137	<b>Aceptar</b>
33	encabezado de columna (control)	86	menú Ayuda	138	OLE
34	cuadro combinado	87	<b>Ocultar</b>	139	Arrastrar y colocar de OLE
35	botón de comando	88	selección jerárquica	140	Objeto incrustado de OLE
36	contenedor	89	mantener presionado	141	Objeto vinculado de OLE
37	ayuda interactiva	90	punto interactivo	142	Arrastrar y colocar no predeterminado de OLE
38	contextual	91	zona interactiva	143	<b>Abrir</b>
39	control	92	icono	144	<b>Abrir con</b>
40	<b>Copiar</b>	93	inactivo	145	botón de opción
41	<b>Copiar aquí</b>	94	ventana inactiva	146	opción establecida
42	<b>Crear acceso directo</b>	95	trazo	147	paquete
43	<b>Crear acceso directo aquí</b>	96	editor de trazos	148	<b>Preparar página</b>
44	<b>Cortar</b>	97	zona de entrada [de datos]	149	ventana de paleta
45	predeterminado	98	<b>menú Insertar</b>	150	panel
46	botón predeterminado	99	<b>Insertar objeto</b>	151	ventana principal
47	<b>Eliminar</b>	100	punto de inserción	152	contraseña
48	escritorio	101	cursiva	153	<b>Pegar</b>
49	destino	102	etiqueta	154	<b>Pegar vínculo</b>
50	cuadro de diálogo	103	horizontal	155	<b>Pegar acceso directo</b>
51	Discapacidades	104	punteo en la selección		
52	selección disjunta	105	lente (control)		
53	acoplar				



## Spanish

156	<b>Pegado especial</b>	191	<b>Reanudar</b>	224	cuadro de división
157	ruta de acceso	192	<b>Reintentar</b>	225	botón "Inicio"
158	<b>Pausa</b>	193	cuadro de texto enriquecido	226	carpeta Inicio
159	lápiz	194	<b>Ejecutar</b>	227	barra de estado
160	<b>Reproducir</b>	195	<b>Guardar</b>	228	<b>Detener</b>
161	Plug and Play	196	<b>Guardar como</b>	229	control de fichas
162	señalar(v.) punto (n.)	197	desplazar	230	puntear
163	puntero	198	flecha de desplazamiento	231	barra de tareas
164	menú emergente	199	barra de desplazamiento	232	Ayuda relativa a la tarea
165	ventana emergente	200	cuadro de desplazamiento	233	plantilla
166	vertical	201	ventana secundaria	234	cuadro de texto
167	presionar (una tecla)	202	seleccionar	235	barra de título
168	presionar (y mantener presionado un botón del mouse)	203	<b>Seleccionar todo</b>	236	texto de título
169	contenedor primario	204	selección	237	tecla para alternar
170	ventana principal	205	controlador de selección	238	barra de herramientas
171	<b>Imprimir</b>	206	<b>Enviar a</b>	239	sugerencias
172	impresora	207	separador	240	control de visión en árbol
173	indicador de progreso (control)	208	<b>Configuración</b>	241	tipo (n.)
174	proyecto	209	<b>Instalar</b> for an application or <b>Configurar</b> for a device already installed	242	escribir (v.)
175	<b>Propiedades</b>	210	acceso directo	243	no disponible
176	monitor de propiedades	211	botón de acceso directo	244	<b>Deshacer</b>
177	página de propiedades	212	icono de acceso directo	245	<b>Desinstalar</b>
178	hoja de propiedades	213	tecla de método abreviado	246	<b>menú Ver</b>
179	control de la hoja de propiedades	214	control de la tecla de método abreviado	247	edición visual
180	<b>Vista rápida</b>	215	<b>Mostrar</b>	248	control de opciones gráficas
181	sólo lectura	216	<b>Apagar el sistema</b>	249	<b>¿Qué es esto?</b>
182	reconocimiento	217	cuadro de lista de selección simple	250	ventana
183	Papelera de reciclaje (icono)	218	<b>Tamaño</b>	251	<b>menú Ventana</b>
184	<b>Rehacer</b>	219	ajuste de tamaño	252	Explorador de Windows
185	selección de área	220	control deslizante	253	asistente
186	Registro de configuraciones	221	cuadro selector	254	libro [de trabajo]
187	<b>Repetir</b>	222	<b>Dividir</b>	255	grupo de trabajo
188	<b>Reemplazar</b>	223	barra de división	256	área de trabajo
189	<b>Restaurar</b>			257	<b>Sí</b>
190	botón "Restaurar"				

## Swedish

1	<b>Om</b>	53	docka	106	länk
2	snabbtangent	54	dokument	107	länka
3	Hjälpmedel (ikonen Accessibility)/tillgänglighet	55	dubbelklicka på	108	<b>Länka hit</b>
4	funktionshandtag	56		109	listruta
5	aktiv	57	dra	110	listvy
6	aktiv slutpunkt	58	dra och släpp	111	manuell länk
7	aktivt objekt	59	nedrullningsbar kombinationsruta	112	<b>Maximera</b>
8	aktivt fönster	60	nedrullningsbar listruta	113	maximeringsknapp
9	fönsterfält	61	nedrullningsbar meny	114	meny
10	<b>Alltid överst</b>	62	<b>Redigera</b>	115	menyrad
11	startpunkt	63	<b>Redigera-meny</b>	116	menyknapp
12	<b>Verkställ</b>	64	punkter	117	menyobjekt
13	flytta automatiskt	65	inbäddat objekt	118	menytitel
14	upprepa automatiskt	66	<b>Avsluta</b>	119	meddelanderuta
15	automatisk länk	67	expandera	120	<b>Minimera</b>
16	automatisk rullning	68	<b>Utforska</b>	121	minimeringsknapp
17	<b>Föregående</b>	69	utökad markering	122	blandvärde
18		70	listruta för utökad markering	123	modal
19		71	fil	124	läge
20		72	Arkiv-meny	125	icke-modal
21	<b>Bläddra</b>	73	<b>Sök</b>	126	ändringstangent
22	<b>Avbryt</b>	74	<b>Sök nästa</b>	127	mus
23	undermeny	75	<b>Sök efter</b>	128	<b>Flytta</b>
24	kryssruta	76	mapp	129	<b>Flytta hit</b>
25	markering	77	teckensnitt	130	multiple document interface (MDI)
26	underfönster	78	teckenstorlek	131	listruta för multipel markering
27	välj	79	teckenstil	132	Den här datorn
28	klicka	80	funktionstangent	133	Nätverket
29	Urklipp	81		134	<b>Ny/nytt</b>
30	<b>Stäng</b>	82		135	<b>Nästa</b>
31	stängningsknapp	83	gruppruta	136	objekt
32	komprimera	84	handtag	137	<b>OK</b>
33	kolumnrubrik	85	<b>Hjälp</b>	138	OLE
34	kombinationsruta	86	Hjälp-meny	139	dra och släpp (OLE)
35	kommandoknapp	87	<b>Dölj</b>	140	inbäddat objekt (OLE)
36	behållare	88	hierarkisk markering	141	länkat objekt (OLE)
37	sammanhangsberoende hjälp	89	hålla ned	142	utökad dra och släpp (OLE)
38	sammanhangsberoende	90	aktiv punkt	143	<b>Öppna</b>
39	kontroll	91	aktiveringszon	144	<b>Öppna med</b>
40	<b>Kopiera</b>	92	ikon	145	alternativknapp
41	<b>Kopiera hit</b>	93	inaktiv	146	valt alternativ
42	<b>Skapa genväg</b>	94	inaktivt fönster	147	paket
43	<b>Skapa genväg här</b>	95		148	<b>Utskriftsformat</b>
44	<b>Klipp ut</b>	96		149	palett-fönster
45	standard	97	inmatningsfokus	150	fönsterruta
46	standardknapp	98	<b>Infoga-meny</b>	151	moderfönster
47	<b>Ta bort</b>	99	<b>Infoga objekt</b>	152	lösenord
48	skrivbord	100	insättningspunkt	153	<b>Klistra in</b>
49	mål	101	kursiv	154	<b>Klistra in länk</b>
50	dialogruta	102	titel	155	<b>Klistra in genväg</b>
51	oförmåga	103	liggande	156	<b>Klistra in special</b>
52	osammanhängande markering	104		157	sökväg
		105		158	<b>Paus</b>

## Swedish

159		193	rich text-ruta	226	mappen Autostart
160	<b>Spela upp</b>	194	<b>Kör</b>	227	statusfält
161	Plug and Play	195	<b>Spara</b>	228	<b>Stanna</b>
162	peka	196	<b>Spara som</b>	229	flik
163	pekare	197	rulla	230	
164	pop up-meny	198	rullningspil	231	Aktivitetsfältet
165	pop up-fönster	199	rullningslist	232	aktivitetsberoende hjälp
166	stående	200	rullningsruta	233	mall
167	tryck på	201	sekundärt fönster	234	textruta
168	håll ned	202	markera	235	namnlist
169	primär behållare	203	<b>Markera allt</b>	236	text i namnlist
170	primärt fönster	204	markering	237	växlingstangent
171	<b>Skriv ut</b>	205	markeringshandtag	238	verktygsfält
172	skrivare	206	<b>Skicka till</b>	239	funktionsbeskrivning
173	förloppsindikator	207	avgränsare	240	trädkontroll
174	projekt	208	<b>Inställningar</b>	241	typ
175	<b>Egenskaper</b>	209	<b>Inställningar/ installationsprogram</b>	242	skriva
176	egenskapsgranskare	210	genväg	243	ej tillgänglig
177	egenskapssida	211	genvägsknapp	244	<b>Ångra</b>
178	egenskapsförteckning	212	genvägsikon	245	<b>Avinstallera</b>
179	kontroll i egenskapsförteckning	213	kortkommando	246	<b>Visa-meny</b>
180	<b>Snabbgranskning</b>	214	kortkommandokontroll	247	direktredigering
181	skrivskydd	215	<b>Visa</b>	248	grafikkontroll
182		216	<b>Avsluta</b>	249	<b>Förklaring</b>
183	Papperskorgen	217	listruta för enkel markering	250	fönster
184	<b>Gör om</b>	218	<b>Storlek/Ändra storlek</b>	251	<b>Fönster-meny</b>
185	områdesmarkering	219	storleksgrepp	252	Utforskaren
186	Registret	220	skjutreglage	253	guide
187	<b>Upprepa</b>	221	rotationsruta	254	arbetsbok
188	<b>Ersätt</b>	222	<b>Dela</b>	255	arbetsgrupp
189	<b>Återställ</b>	223	delningslist	256	arbetsyta
190	knappen Återställ	224	delningsruta	257	<b>Ja</b>
191	<b>Fortsätt</b>	225	startknappen		
192	<b>Försök igen</b>				



## Turkish

1	<b>Hakkında</b>	54	belge	107	bağla
2	erişim tuşu	55	çift tıklama	108	<b>Buraya Bağla</b>
3	erişilebilirlik	56		109	liste kutusu
4	eylem tutacağı	57	sürüklemek	110	liste görünümü (denetim)
5	etkin	58	sürükle ve bırak	111	el ile bağlantı
6	bitiş ucu	59	açılan bileşim kutusu	112	<b>Ekranı Kapla</b>
7	etkin nesne	60	açılan liste kutusu	113	ekranı kaplama düğmesi
8	etkin pencere	61	açılan menü	114	menü
9	takı	62	<b>Düzenle</b>	115	menü çubuğu
10	<b>Devamlı Üstte</b>	63	<b>Düzen menüsü</b>	116	menü düğmesi
11	başlangıç ucu	64	üç nokta	117	menü ögesi
12	<b>Uygula</b>	65	katılmış nesne	118	menü başlığı
13	otomatik çıkış	66	<b>Çıkış</b>	119	ileti kutusu
14	otomatik yineleme	67	(seviye) genişlet	120	<b>Simge Durumuna Küçült</b>
15	otomatik bağlantı	68	<b>Araştır</b>	121	simge durumuna küçültme düğmesi
16	otomatik kaydırma	69	genişletilmiş seçim		
17	<b>Geri</b>	70	genişletilmiş seçim listesi kutusu	122	karışık değer
18		71	dosya	123	kipsel
19		72	Dosya menüsü	124	kip
20		73	<b>Bul</b>	125	kipsiz
21	<b>Gözet</b>	74	<b>Sonrakini Bul</b>	126	değiştirici tuş
22	<b>İptal Et</b>	75	<b>Ne Bulunsun</b>	127	fare
23	basamaklı menü	76	klasör	128	<b>Taşı</b>
24	onay kutusu	77	yazıtıpi	129	<b>Buraya Taşı</b>
25	onay imi	78	yazıtıpi boyutu	130	Çoklu Belge Arabirimi
26	alt pencere	79	yazıtıpi biçemi	131	çoklu seçim listesi kutusu
27	seçmek	80	işlev tuşu	132	Bilgisayarım (simge)
28	tıklamak	81		133	Ağ Komşuları (simge)
29	Pano	82		134	<b>Yeni</b>
30	<b>Kapat</b>	83	grup kutusu	135	<b>Sonraki</b>
31	Kapat düğmesi	84	tutaç	136	nesne
32	(seviye) daralt	85	<b>Yardım</b>	137	<b>Tamam</b>
33	sütun başlığı	86	Yardım menüsü	138	OLE
34	bileşim kutusu	87	<b>Gizle</b>	139	OLE sürükle ve bırak
35	komut düğmesi	88	sırasal seçim	140	OLE katılmış nesne
36	kap	89	basılı tutmak	141	OLE bağlanmış nesne
37	içeriğe duyarlı yardım	90	sıcak nokta	142	OLE varsayılan dışı sürükleme ve bırakma
38	içeriksiz	91	sıcak bölge		
39	denetim	92	simge	143	<b>Aç</b>
40	<b>Kopyala</b>	93	etkin değil	144	<b>Birlikte Aç</b>
41	<b>Buraya Kopyala</b>	94	etkin olmayan pencere	145	seçenek düğmesi
42	<b>Kısayol Yarat</b>	95		146	seçim ayarı
43	<b>Burada Kısayol Yarat</b>	96		147	paket
44	<b>Kes</b>	97	giriş odağı	148	<b>Sayfa Yapısı</b>
45	ön değer	98	<b>Ekle menüsü</b>	149	palet penceresi
46	saptanan düğme	99	<b>Nesne Ekle</b>	150	yarı pencere
47	<b>Sil</b>	100	ekleme noktası	151	ana pencere
48	masaüstü	101	italik	152	parola
49	hedef	102	etiket	153	<b>Yapıştır</b>
50	iletişim kutusu	103	yatay	154	<b>Bağlantı Yapıştır</b>
51	engellilik	104		155	<b>Kısayol Yapıştır</b>
52	düzensiz seçim	105		156	<b>Özel Yapıştır</b>
53	yapışık	106	bağlantı	157	yol

## Turkish

158	<b>Durakla</b>	191	<b>Devam Et</b>	225	Başlat düğmesi
159		192	<b>Yeniden Dene</b>	226	Başlangıç klasörü
160	<b>Çal</b>	193	zengin metin kutusu	227	durum çubuğu
161	Tak ve Kullan	194	<b>Çalıştır</b>	228	<b>Dur</b>
162	yazıtipi boyutu birimi (n.) / işaretleme (v.)	195	<b>Kaydet</b>	229	sekme denetimi
163	işaretçi	196	<b>Farklı Kaydet</b>	230	
164	açılır menü	197	kaydırmak	231	görev çubuğu
165	açılır pencere	198	kaydırma oku	232	göreve duyarlı Yardım
166	düşey	199	kaydırma çubuğu	233	şablon
167	basamak	200	kaydırma kutusu	234	metin kutusu
168	basın (ve basılı tutun)	201	ikincil pencere	235	başlık çubuğu
169	birincil kap	202	seçmek (n.) / Seç (v.)	236	başlık metni
170	ön pencere	203	<b>Tümünü Seç</b>	237	değiştirme tuşu
171	<b>Yazdır</b>	204	seçim	238	araç çubuğu
172	yazıcı	205	seçim tutacağı	239	araç bilgisi
173	durum göstergesi (denetim)	206	<b>Gönder</b>	240	araç görüntümlü denetim
174	proje	207	ayırıcı	241	tür
175	<b>Özellikler</b>	208	<b>Ayarlar</b>	242	yaz
176	özellik denetleyicisi	209	<b>Kur</b>	243	kullanılamaz
177	özellik sayfası	210	kısayol	244	<b>Geri Al</b>
178	özellik tablosu	211	kısayol düğmesi	245	<b>Kaldır</b>
179	özellik tablosu denetimi	212	kısayol simgesi	246	<b>Görünüm menüsü</b>
180	<b>Hızlı Bakış</b>	213	kısayol tuşu	247	yerinde düzenleme
181	salt okunur	214	kısayol tuşu denetimi	248	görüntüsel denetim
182		215	<b>Göster</b>	249	<b>Bu Nedir?</b>
183	Geri Dönüşüm Kutusu (simge)	216	<b>Oturumu Kapat</b>	250	pencere
184	<b>Yinele</b>	217	tek seçim listesi kutusu	251	<b>Pencere menüsü</b>
185	bölge seçimi	218	<b>Boyut</b>	252	Windows Gezgini
186	kayıt	219	boyutlandırma tutacağı	253	sihirbaz
187	<b>Yinele</b>	220	kaydırıcı	254	çalışma kitabı
188	<b>Değiştir</b>	221	fırıldak kutusu	255	çalışma grubu
189	<b>Eski Durumuna Getir</b>	222	<b>Böl</b>	256	çalışma alanı
190	Eski Durumuna Getir düğmesi	223	bölme çubuğu	257	<b>Evet</b>
		224	bölme kutusu		





# Glossary

## A

**accelerator key** See shortcut key.

**access bar** See desktop toolbar.

**access key** The key that corresponds to an underlined letter on a menu or control (also referred to as a mnemonic or mnemonic access key).

**accessibility** Designing software to be usable and accessible to the widest range of users, including users with disabilities.

**action handle** A special handle, primarily designed for pen-based interaction, that provides access to a selected object's operations, through a pop-up menu, drag and drop, or both.

**active** The state when an object is the focus of user input and its operations are available.

**active end** The ending point for a selected range of objects. It is usually established at the object logically nearest the hot spot of the pointer when a user releases a mouse button or lifts the tip of a pen from the input surface. *Compare* anchor point.

**active window** The window in which a user is currently working or directing input. An active window is typically at the top of the Z order and is distinguished by the color of its title bar. *Compare* inactive window.

**adornment** A control or status area that is attached to the edge of a pane or window, such as a toolbar or ruler.

**anchor point** The starting point for a selected range of objects. An anchor point is usually established at the object logically nearest the hot spot of the pointer when a user presses a mouse button or touches the tip of a pen to the input surface. *Compare* active end.

**anti-aliasing** A graphic design technique that involves adding colored pixels to smooth the jagged edges of a graphic.

**apply** To commit a set of changes or pending transactions made in a secondary window, typically without closing that window.

**auto-exit** A text box in which the input focus automatically moves to the next control as soon as a user types the last character.

**auto-joining** The movement of text to fill a remaining gap after a user deletes other text.

**automatic scrolling** A technique where a display area automatically scrolls without direct interaction with a scroll bar.

**auto-repeat** An event or interaction that is automatically repeated. Auto-repeat events usually occur when a user holds down a keyboard key or presses and holds a special control (for example, scroll bar buttons).

**B**

**barrel-tap** A pen action that involves holding down the barrel button of a pen while tapping. It is the equivalent of clicking mouse button 2.

**box edit** A standard Microsoft Windows pen interface control that provides a discrete area for entering each character. A user can also edit text within the control.

**C**

**cancel** To halt an operation or process and return to the state before it was invoked. *Compare* stop.

**caret** *See* insertion point.

**cascading menu** A menu that is a submenu of a menu item (also referred to as a hierarchical menu, child menu, or submenu).

**check box** A standard Windows control that displays a setting, either checked (set) or unchecked (not set). *Compare* option button.

**child menu** *See* cascading menu.

**child window** A document window used within an MDI window. *See also* multiple document interface.

**chord** To press more than one mouse button at the same time.

**click** (v.) To position the pointer over an object and then press and release a mouse button. (n.) The act of clicking. *See also* press.

**Clipboard** The area of storage for objects, data, or their references after a user carries out a Cut or Copy command.

**close** To remove a window.

**code page** A collection of characters that make up a character set.

**collection** A set of objects that share some common aspect.

**column heading** A standard Windows control that can be used to provide interactive column titles for a list.

**combo box** A standard Windows control that combines a text box and interdependent list box. *Compare* drop-down combo box.

**command button** A standard Windows control that initiates a command or sets an option (also referred to as a push button).

**composite** A set or group of objects whose aggregation is recognized as an object itself (for example, characters in a paragraph, a named range of cells in a spreadsheet, or a grouped set of drawing objects).

**constraint** A relationship between a set of objects, such that making a change to one object affects another object in the set.

**container** An object that holds other objects.

**context menu** *See* pop-up menu.

**context-sensitive Help** Information about an object and its current condition. It answers the questions "What is this" and "Why would I want to use it?" *Compare* reference Help and task-oriented Help.

**contextual** Specific to the conditions in which something exists or occurs.

**contiguous selection** A selection that consists of a set of objects that are logically sequential or adjacent to each other (also referred to as range selection). *Compare* disjoint selection.



**control** An object that enables user interaction or input, often to initiate an action, display information, or set values.

**Control menu** The menu, also referred to as the System menu, displayed on the left end of a title bar in Windows 3.1. A pop-up menu of a window replaces the Control menu.

**cursor** A generic term for the visible indication of where a user's interaction will occur. *See also* input focus, insertion point, and pointer.

## D

**data-centered design** A design in which users interact with their data directly without having to first start an appropriate editor or application.

**data link** A link that propagates a value between two objects or locations.

**default** An operation or value that the system or application assumes, unless a user makes an explicit choice.

**default button** The command button that is invoked when a user presses the ENTER key. A default button typically appears in a secondary window.

**delete** To remove an object or value.

**desktop** The visual work area that fills the display. The desktop is also a container and can be used as a convenient location to place objects stored in the file system.

**desktop toolbar** A toolbar that docks to the desktop, similar to the taskbar. *See also* taskbar.

**dialog base unit** A device-independent measure to use for layout. One horizontal unit is equal to one-fourth of the average character width for the current system font. One vertical unit is equal to one-eighth of an average character height for the current system font.

**dialog box** A secondary window that gathers additional information from a user. *Compare* message box, palette window, and property sheet.

**dimmed** *See* unavailable.

**disabled** *See* unavailable.

**disjoint selection** A selection that consists of a set of objects that are not logically sequential or physically adjacent to each other. *Compare* contiguous selection. *See also* extended selection.

**dock** To manipulate an interface element, such as a toolbar, such that it aligns itself with the edge of another interface element, typically a window or pane.

**document** A common unit of data (typically a file) used in user tasks and exchanged between users.

**document window** A window that provides a primary view of a document (typically its content).

**double-click** (v.) To press and release a mouse button twice in rapid succession. (n.) The act of double-clicking.

**double-tap** (v.) To press and lift the pen tip twice in rapid succession. It is typically interpreted as the double-click of the mouse. (n.) The act of double-tapping.

**drag** To press and hold a mouse button (or press the pen tip) while moving the mouse (or pen).



**drag and drop** A technique for moving, copying, or linking an object by dragging. The destination determines the interpretation of the operation. *Compare* nondefault drag and drop.

**drop-down combo box** A standard Windows control that combines the characteristics of a text box with a drop-down list box. *Compare* combo box.

**drop-down list box** A standard Windows control that displays a current setting, but can be opened to display a list of choices.

**drop-down menu** A menu that is displayed from a menu bar. *See also* menu and pop-up menu.

## E

**edit field** *See* text box.

**Edit menu** A common drop-down menu that includes general purpose commands for editing objects displayed within a window, such as Cut, Copy, and Paste.

**ellipsis** The “...” suffix added to a menu item or button label to indicate that the command requires additional information to be completed. When a user chooses the command, a dialog box is usually displayed for user input of this additional information.

**embedded object** *See* OLE embedded object.

**event** An action or occurrence to which an application can respond. Examples of events are clicks, key presses, and mouse movements.

**explicit selection** A selection that a user intentionally performs with an input device. *Compare* implicit selection.

**extended selection** A selection technique that is optimized for the selection of a single object or single range using contiguous selection techniques (that is, canceling any existing selection when a new selection is made). However, it also supports modifying an existing selection using disjoint selection techniques. *See also* disjoint selection.

**extended selection list box** A list box that supports multiple selection, but is optimized for a selection of a single object or single range. *See also* extended selection and list box. *Compare* multiple selection list box.

## F

**File menu** A common drop-down menu that includes commands for file operations, such as Open, Save, and Print.

**flat appearance** The recommended visual display of a control when it is nested inside another control or scrollable region.

**folder** A type of container for objects — typically files.

**font** A set of attributes for text characters.

**font size** The size of a font, typically represented in points.

**font style** The stylistic attributes of a font — such as bold, italic, and underline.

## G

**gesture** A set of lines or strokes (inking) drawn on the screen that is recognized and interpreted as a command or character. *See also* recognition and ink.

**glyph** A generic term used to refer to any graphic or pictorial image that can be used on a button or in a message box. *Compare* icon.

**grayed** *See* unavailable.

**group box** A standard Windows control that groups a set of controls.

## H

**handle** An interface element added to an object that provides a control point for moving, sizing, reshaping, or other operations pertaining to that object.

**Help menu** A common drop-down menu that includes commands that provide access to Help information or other forms of user assistance. *See* also context-sensitive Help and task-oriented Help.

**heterogeneous selection** A selection that includes objects with different properties or type. *Compare* homogeneous selection.

**hierarchical menu** *See* cascading menu.

**hold** To continue pressing a keyboard key, mouse button, or pen tip.

**homogeneous selection** A selection that includes objects with the same properties or type. *Compare* heterogeneous selection.

**hot spot** The specific portion of the pointer (or pointing device) that defines the exact location, or object, to which a user is pointing.

**hot zone** The interaction area of a particular object or location with which a pointer or pointing device's hot spot must come in contact.

## I

**icon** A pictorial representation of an object. *Compare* glyph.

**implicit selection** A selection that is the result of inference or the context of some other operation. *See* also explicit selection.

**inactive** The state of an object when it is not the focus of a user's input.

**inactive window** A window in which a user's input is not currently being directed. An inactive window is typically distinguished by the color of its title bar. *Compare* active window.

**indeterminate** *See* mixed-value appearance.

**ink** The unrecognized, freehand drawing of lines on the screen with a pen. *See* also gesture and ink edit.

**ink edit** A standard Windows control for input and editing of "ink." *See* also ink.

**input focus** The location where the user is currently directing input.

**input focus appearance** The visual display of a control or other object that indicates when it has the input focus.

**insertion point** The location where text or graphics will be inserted (also referred to as the caret). Also used for text box controls to indicate input focus.

**inside-out activation** A technique that allows a user to directly interact with the content of an OLE embedded object without executing an explicit activation command. *Compare* outside-in activation.



**J**

**jump** A special form of a link that navigates to another location (also referred to as a hyperlink).

**L**

**label** The text (or graphic) that identifies a control (also referred to as a caption).

**landscape** An orientation where the long dimension of a rectangular area (for example, screen or paper) is horizontal.

**lasso-tap** A pen gesture that results in a region selection by drawing a circle around the object to be selected and tapping within that circle.

**lens** *See* writing tool.

**link** (v.) To form a connection between two objects. (n.) A reference to an object that is linked to another object. *See also* OLE linked object.

**link path** The descriptive form of referring to the location of a link source (also referred to as a moniker).

**list box** A standard Windows control that displays a list of choices. *See also* extended selection list box.

**list view** A standard Windows list box control that displays a set of objects. The control also supports different views and drag and drop.

**locale** A collection of language-related user preferences for formatting information, such as time, currency, or dates.

**localization** The process of adapting software for different countries, languages, or cultures.

**M**

**marquee** *See* region selection.

**maximize** To make a window its largest size. *See also* minimize.

**MDI** *See* multiple document interface.

**menu** A list of textual or graphical choices from which a user can choose. *See also* drop-down menu and pop-up menu.

**menu bar** A horizontal bar at the top of a window, below the title bar, that contains menus. *See also* drop-down menu.

**menu button** A command button that displays a menu.

**menu item** A choice on a menu.

**menu title** A text or graphic label that designates a particular menu. For drop-down menus, the title is the entry in the menu bar; for cascading menus the menu title is the name of its parent menu item.

**message box** A secondary window that is displayed to inform a user about a particular condition. *Compare* dialog box, palette window, and property sheet.

**minimize** To minimize the size of a window; in some cases this means to hide the window. *See also* maximize.

**mixed-value appearance** The visual display for a control when it reflects a mixed set of values.

**mnemonic** *See* access key.



**modal** A restrictive or limiting interaction because of operating in a mode. Modal often describes a secondary window that restricts a user's interaction with other windows. A secondary window can be modal with respect to its primary window or to the entire system. *Compare* modeless.

**mode** A particular state of interaction, often exclusive in some way to other forms of interaction.

**modeless** Not restrictive or limiting interaction. Modeless often describes a secondary window that does not restrict a user's interaction with other windows. *Compare* modal.

**modifier key** A keyboard key that, when pressed (and held), changes the actions of ordinary input.

**moniker** *See* link path.

**mouse** A commonly used input device that has one or more buttons used to interact with a computer. It is also used as a generic term to include other pointing devices that operate similarly (for example, trackballs and headpointers).

**multiple document interface (MDI)** A technique for managing a set of windows whereby documents are opened into windows (sometimes called child windows) that are constrained to a single primary (parent) window. *See also* child window and parent window.

**multiple selection list box** A list box that is optimized for making multiple, independent selections. *Compare* extended selection list box and single selection list box.

**My Computer** A standard Windows icon that represents a user's private, usually local, storage.

## N

**Network Neighborhood** A standard Windows icon that represents access to objects that are stored on the network file system.

**nondefault drag and drop** A drag (transfer) operation whose interpretation is determined by a user's choice of command. These commands are included in a pop-up menu displayed at the destination when the object is dropped. *Compare* drag and drop.

## O

**object** An entity or component identifiable by a user that can be distinguished by its properties, operations, and relationships.

**object-action paradigm** The basic interaction model for the user interface in which the object to be acted upon is specified first, followed by the command to be executed.

**OLE (Microsoft OLE)** The name that describes the technology and interface for implementing support for object interaction.

**OLE embedded object** A data object that retains the original editing and operating functionality of the application that created it, while physically residing in another document.

**OLE linked object** An object that represents or provides an access point to another object that resides at another location in the same container or a different, separate container. *See also* link.

**OLE visual editing** The ability to edit an OLE embedded object in place, without opening it into its own window.

**open appearance** The visual display of an object when the user opens the object into its own window.

**operation** A generic term that refers to the actions that can be done to or with an object.

**option button** A standard Windows control that allows a user to select from a fixed set of mutually exclusive choices (also referred to as a radio button). *Compare* check box.

**option-set appearance** The visual display for a control when its value is set.

**outside-in activation** A technique that requires a user to perform an explicit activation command to interact with the content of an OLE embedded object. *Compare* inside-out activation.

**P**

**package** An OLE encapsulation of a file so that it can be embedded in an OLE container.

**palette window** A modeless secondary window that displays a toolbar or other choices, such as colors or patterns. *Compare* dialog box and message box. *See also* property sheet.

**pane** One of the separate areas in a split window.

**parent window** A primary window that provides window management for a set of child windows. *See also* child window and multiple document interface.

**pen** An input device that consists of a pen-shaped stylus that a user employs to interact with a computer.

**persistence** The principle that the state of an object is automatically preserved.

**point** (v.) To position the pointer over a particular object and location. (n.) A unit of measurement for type (1 point equals approximately 1/72 inch).

**pointer** A graphic image displayed on the screen that indicates the location of a pointing device (also referred to as a cursor).

**pop-up menu** A menu that is displayed at the location of a selected object (also referred to as a context menu or shortcut menu). The menu contains commands that are contextually relevant to the selection.

**pop-up window** A secondary window with no title bar that is displayed next to an object; it provides contextual information about that object.

**portrait** An orientation where the long dimension of a rectangular area (for example, screen or paper) is vertical.

**press** To press and release a keyboard key or to touch the tip of a pen to the screen. *See also* click.

**pressed appearance** The visual display for an object, such as a control, when it is being pressed.

**primary window** The window in which the main interaction takes place. *See also* secondary window and window.

**progress indicator** Any form of feedback that provides the user with information about the state of a process.

**progress indicator control** A standard Windows control that displays the percentage of completion of a particular process as a graphical bar.



**project** A window or task management technique that consists of a container holding a set of objects, such that when the container is opened, the windows of the contained objects are restored to their former positions.

**properties** Attributes or characteristics of an object that define its state, appearance, or value.

**property inspector** A dynamic properties viewer that displays the properties of the current selection, usually of a particular type of object. *Compare* property sheet.

**property page** A grouping of properties on a tabbed page of a property sheet. *See also* property sheet.

**property sheet** A secondary window that displays the properties of an object when a user chooses its Properties command. *Compare* dialog box and property inspector. *See also* property page.

**property sheet control** A standard Windows control used to create property sheet interfaces.

**proximity** The ability of some pen devices to detect the presence of the pen without touching the pen to the input surface.

**push button** *See* command button.

## R

**radio button** *See* option button.

**range selection** *See* contiguous selection.

**recognition** The interpretation of strokes or gestures as characters or operations. *See also* gesture.

**reference Help** A form of online Help information that can contain conceptual and explanatory information. *Compare* task-oriented Help and context-sensitive Help.

**region selection** A selection technique that involves dragging out a bounding outline (also referred to as a marquee) to define the selected objects.

**Recycle Bin** The standard Windows icon that represents the repository for deleted files.

**relationship** The context or way an object relates to its environment.

**rich-text box** A standard Windows control that is similar to a standard text box, except that it also supports individual character and paragraph properties.

## S

**scope** The definition of the extent that a selection is logically independent from other selections. For example, selections made in separate windows are typically considered to be independent of each other.

**scrap** An icon created when the user transfers a data selection from within a file to a shell container.

**scroll** To move the view of an object or information to make a different portion visible.

**scroll arrow button** A component of a scroll bar that allows the information to be scrolled by defined increments when the user clicks it. The direction of the arrow indicates the direction in which the information scrolls.

**scroll bar** A standard Windows control that supports scrolling.



**scroll box** A component of a scroll bar that indicates the relative position (and optionally the proportion) of the visible information relative to the entire amount of information. The user can drag the scroll box to view areas of information not currently visible. *See also* scroll bar shaft.

**scroll bar shaft** The component of a scroll bar that provides the visual context for the scroll box. Clicking (or tapping) in the scroll bar shaft scrolls the information by a screenful. *See also* scroll box.

**secondary window** A window that provides information or supplemental interaction related to objects in a primary window.

**select** To identify one or more objects upon which an operation can be performed.

**selection** An object or set of objects that have been selected.

**selection appearance** The visual display of an object when it has been selected.

**selection handle** A graphical control point of an object that provides direct manipulation support for operations of that object, such as moving, sizing, or scaling.

**separator** An entry in a menu used to group menu items together.

**shell** A generic term that refers to the interface that allows the user control over the system.

**shortcut** A generic term that refers to an action or technique that invokes a particular command or performs an operation with less interaction than its usual method.

**shortcut icon** A link presented as an icon that provides a user with access to another object.

**shortcut key** A keyboard key or key combination that invokes a particular command (also referred to as an accelerator key).

**shortcut menu** *See* pop-up menu.

**single selection list box** A list box that only supports selection of a single item in the list.

**size grip** A special control that appears at the junction of a horizontal and vertical scroll bar or the right end of a status bar and provides an area that a user can drag to size the lower right corner of a window.

**slider** A standard Windows control that displays and sets a value from a continuous range of possible values, such as brightness or volume.

**spin box** A control composed of a text box and increment and decrement buttons that allows a user to adjust a value from a limited range of possible values.

**split bar** A division between panes that appears where a window has been split; the split bar visually separates window panes.

**split box** A special control added to a window, typically adjacent to the scroll bar, that allows a user to split a window or adjust a window split.

**status bar** An area that allows the display of state information of the information being viewed in the window, typically placed at the bottom of a window.

**status bar control** A standard Windows control that provides the functionality of a status bar.

**stop** To halt a process or action, typically without restoring the state before the process began. *Compare* cancel.

**submenu** *See* cascading menu.

**System menu** *See* Control menu.

## T

**tab control** A standard Windows control that looks similar to a notebook or file divider and provides navigation between different pages or sections of information.

**tap** To press and lift the pen tip from the screen, usually interpreted as a mouse click.

**targeting** To determine where pen input is directed.

**taskbar** A special toolbar that docks on an edge of the desktop supplied by the system. The taskbar includes the Start button, buttons for each open primary window, and a status area.

**task-oriented Help** Information about the steps involved in carrying out a particular task. *Compare* context-sensitive Help and reference Help.

**template** An object that automates the creation of new objects of a particular type.

**text box** A standard Windows control in which a user can enter and edit text (also referred to as the edit field).

**thread** A process that is part of a larger process or program.

**title bar** The horizontal area at the top of a window that identifies the window. The title bar also acts as a handle for dragging the window.

**toggle key** A keyboard key that alternates between turning a particular operation, function, or mode on or off.

**toolbar** A frame or special area that contains a set of other controls.

**toolbar button** A command button used in a toolbar (or status bar).

**toolbar control** A standard Windows control designed with the same characteristics as the toolbar.

**tooltip** A standard Windows control that provides a small pop-up window that provides descriptive text, such as a label, for a control or graphic object.

**transfer appearance** The visual feedback displayed during a transfer operation.

**transaction** A unit of change to an object.

**tree control** A standard Windows control that allows a set of hierarchically related objects to be displayed as an expandable outline.

**type** (v.) To enter a character from the keyboard. (n.) A classification of an object based on its characteristics, behavior, and attributes.

## U

**unavailable** The state of a control whose normal functionality is not presently available to a user (also referred to as grayed, dimmed, and disabled).

**unavailable appearance** The visual display for a control when it is unavailable.

**undo** To reverse a transaction.

**unfold button** A command button used to expand a secondary window to a larger size to reveal additional controls or information.



**V**

**visual editing** *See* OLE visual editing.

**W**

**well control** A control that is used to display color or pattern choices, typically used like an option button.

**white space** The background area of a window. (The color need not literally be white.)

**window** A standard Windows object that displays information. A window is a separately controllable area of the screen that typically has a rectangular border. *See also* primary window and secondary window.

**wizard** A form of user assistance that automates a task through a dialog with the user.

**wordwrap** The convention where, as a user enters text, existing text is automatically moved from the end of a line to the next line.

**workbook** A window or task management technique that consists of a set of views that are organized like a tabbed notebook.

**workspace** A window or task management technique that consists of a container holding a set of objects, where the windows of the contained objects are constrained to a parent window. Similar to the multiple document interface, except that the windows displayed within the parent window are of objects that are also contained in the workspace.

**writing tool** A standard Windows pen interface control that supports text editing.

**Z**

**Z order** The layered relationship of a set of objects, such as windows, on the display screen.



# Bibliography

## General Design

Baecker, Ronald M., and Buxton, William A. S. *Readings in Human-Computer Interaction: A Multidisciplinary Approach*. Los Altos, Calif.: M. Kaufmann, 1987.

Brooks, Frederick P. *The Mythical Man-Month: Essays on Software Engineering*. Reading, Mass.: Addison-Wesley Pub. Co., 1975.

Heckel, Paul. *The Elements of Friendly Software Design*. New Ed., San Francisco: SYBEX, 1991.

Lakoff, George, and Johnson, Mark. *Metaphors We Live By*. Chicago: University of Chicago Press, 1980.

Laurel, Brenda, Ed. *The Art of Human-Computer Interface Design*. Reading, Mass.: Addison-Wesley Pub. Co., 1990.

Norman, Donald A. *The Design of Everyday Things*. New York: Basic Books, 1990.

Norman, Donald A., and Draper, Stephen, W., Eds. *User Centered System Design: New Perspectives on Human-Computer Interaction*. Hillsdale, N.J.: L. Erlbaum Associates, 1986.

Shneiderman, Ben. *Designing the User Interface: Strategies for Effective Human-Computer Interaction*. Reading, Mass.: Addison-Wesley, 1992.

Tognazzini, Bruce. *Tog on Interface*. Reading, Mass.: Addison-Wesley, 1992.

## Graphic Information Design

Blair, Preston. *Cartoon Animation*. How to Draw and Paint Series. Tustin, Calif.: Walter Foster Pub., 1989.

Dreyfuss, Henry. *Symbol Sourcebook: An Authoritative Guide to International Graphic Symbols*. New York: Van Nostrand Reinhold Co., 1984.

Thomas, Frank., and Johnston, Ollie. *Disney Animation: The Illusion of Life*. New York: Abbeville Press, 1984.

Tufte, Edward R. *Envisioning Information*. Cheshire, Conn.: Graphics Press, 1990.

Tufte, Edward R. *The Visual Display of Quantitative Information*. Cheshire, Conn.: Graphics Press, 1983.

## Usability

Dumas, Joseph S., and Redish, Janice C. *A Practical Guide to Usability Testing*. Norwood, N.J.: Ablex Pub. Corp., 1993.

Nielsen, Jakob. *Usability Engineering*. Boston: Academic Press, 1993.

Rubin, Jeffrey. *Handbook of Usability Testing: How to Plan, Design, and Conduct Effective Tests*. New York: Wiley, 1994.

Whiteside, John, Bennett, John, and Holtzblatt, Karen. "Usability Engineering: Our Experience and Evolution." In *Handbook of Human-Computer Interaction*, Martin Helander (Ed.), Elsevier Science Pub. Co., Amsterdam, 1988.

Wiklund, Michael E., Ed. *Usability in Practice: How Companies Develop User-Friendly Products*. Boston: AP Professional, 1994.

## Object-Oriented Design

Booch, Grady. *Object-Oriented Analysis and Design with Applications*. Redwood City, Calif.: Benjamin/Cummings Pub. Co., 1994.

Peterson, Gerald E., Ed. *Tutorial: Object-Oriented Computing: Volume 2: Implementations*. Washington, D.C.: Computer Society Press of the IEEE, 1987.

Rumbaugh, James, et al. *Object-Oriented Modeling and Design*. Englewood Cliffs, N.J.: Prentice Hall, 1991.

## Organizations

The following organizations publish journals and sponsor conferences on topics related to user interface design.

SIGCHI (Special Interest Group in Computer Human Interaction)

Association for Computing Machinery

1515 Broadway

New York, NY 10036-5701

212-869-7440

SIGGRAPH (Special Interest Group on Graphics)

Association for Computing Machinery

1515 Broadway

New York, NY 10036-5701

212-869-7440

Human Factors and Ergonomics Society

P.O. Box 1369

Santa Monica, CA 90406-1369

310-394-1811

## Accessibility

For a list of accessibility aids available for Microsoft Windows, accessibility software vendors, potential test sites, or facilities for producing accessible documentation, contact:

Microsoft Sales Information Center  
 One Microsoft Way  
 Redmond, WA 98052-6399  
 (800) 426-9400 (voice)  
 (800) 892-5234 (text telephone)  
 (206) 936-7329 (FAX)

An assistive technology program in your area can provide referrals to programs and services available to you. To locate the assistive technology program nearest to your location, contact:

National Information System  
 Center for Development Disabilities  
 University of South Carolina  
 Benson Building  
 Columbia, SC 29208  
 (803) 777-4435 (voice or text telephone)  
 (803) 777-6058 (FAX)

The Trace Research and Development Center publishes references and materials on accessibility, including:

Vanderheiden, Gregg C., and Vanderheiden, Katherine R. *Accessible Design of Consumer Products: Guidelines for the Design of Consumer Products to Increase Their Accessibility to People with Disabilities or Who Are Aging*. Madison, Wis.: Trace Research and Development Center, 1991.

Vanderheiden, Gregg C. *Application Software Design Guidelines: Increasing the Accessibility of Applications Software to People with Disabilities and Older Users (Version 1.1)*. Madison, Wis.: Trace Research and Development Center, 1994.

Borden, Fatherly, Ford, and Vanderheiden, Eds. *Trace Resource Book: Assistive Technologies for Communication, Control and Computer Access*. Madison, Wis.: Trace Research and Development Center, 1993.

For information on these books and other resources available from the Trace Research and Development Center, contact them at:

Trace Research and Development Center  
 University of Wisconsin - Madison  
 S-151 Waisman Center  
 1500 Highland Avenue  
 Madison, WI 5705-2280  
 (608) 263-2309 (voice)  
 (608) 263-5408 (text telephone)  
 (608) 262-8848 (FAX)





# Index

- 16-x 16-pixel icons 250, 392
- 32-x 32-pixel icons 250, 392
- 48-x 48-pixel icons 250, 392

## A

- Abbreviating filenames 268
- Abbreviating window titles
  - in taskbar buttons 26
  - in title bars 101
- About command 126
- Absolute path to link source 90
- Accelerator keys *See* Shortcut keys
- Access bars *See* Desktop toolbars
- Access keys
  - assigning 34
  - defined 33
  - for active object menus 308
  - for controls in secondary windows 186
  - for MDI workspace menus 308
  - for menu items 138
  - for menu titles 134 – 135
  - for primary container menus 308
  - international considerations 418
  - nonunique 34
  - providing by using static text fields 162
  - setting in the registry 252
  - table of access key assignments 441
- Accessibility
  - accessibility aids 406 – 407
  - bibliography 525
  - color of interface elements 412
  - documentation, providing in alternative formats 414
  - ensuring compatibility with screen review utilities 408 – 410
  - High Contrast Mode 412
  - Accessibility (*continued*)
    - keyboard and mouse interface 413
    - keys supporting Windows accessibility options 440
    - navigational interfaces 411
    - overview 403
    - packaging, making easy to remove 414
    - scalability of screen elements 412
    - ShowSounds option 402
    - summary of guidelines 449
    - support services, providing 414
    - time-based interfaces 411
    - types of disabilities 404 – 405
    - usability testing 414 – 415
    - user's point of focus 411
    - using sound in applications 401
  - Action handles
    - See also* Handles
    - accessing operations for a selection 69
    - defined 37
    - displaying pop-up menus 69
    - replacing selected characters 68
    - using in boxed edit controls 170
    - using in ink edit controls 171
  - Activating objects
    - inside-out activation 297, 299
    - outside-in activation 297 – 299
  - Activating windows 103 – 104
  - Active end of selection 48, 56
  - Active hatched border 304 – 305
  - Active object menus 307
  - Active selection 395 – 396
  - Active window 103
  - Add mode key 57
  - Adjusting mouse selections 49 – 54
  - Adornments 300, 310 – 313

## Index

- Advanced users, designing for 15
  - Aesthetics 7
  - Alignment of interface elements 389
  - ALT key
    - See also* Keyboard interface
    - accessing drop-down menus 123
    - activating menu bars 123
    - avoiding in shortcut key assignments 36
    - canceling a drop-down menu 123
    - international considerations 418
    - using in modifier key combinations 35
    - using with access keys 33
  - ALT+~ key combination 418
  - ALT+arrow key combination 123, 130
  - ALT+double-click 61
  - ALT+ENTER key combination 61
  - ALT+ESC key combination 36, 103
  - ALT+F4 key combination 61
  - ALT+F6 key combination 181
  - ALT+HYPHEN key combination 130
  - ALT+number key combinations 36
  - ALT+SPACEBAR key combination 36, 130
  - ALT+TAB key combination 35, 36, 103, 109
  - Always on Top property
    - for application desktop toolbars 271
    - for palette windows 208
    - providing for secondary windows 181
  - Anchor point
    - See also* Mouse interface summary
    - keyboard selection 56
    - mouse selection 48
  - Animating pointers 395
  - Animation, designing 400
  - ANSI character sets 419
  - Anti-aliasing 391
  - Appbars *See* Desktop toolbars
  - Application desktop toolbars *See* Desktop toolbars
  - Application icons 392
  - Application key 36, 129
  - Application path information, registering 241
  - Application shortcuts, placing in the Programs menu 260
  - Application state information, registering 238 – 240
  - Apply command 65, 190
  - Arrow keys
    - accessing drop-down lists 153
    - accessing drop-down menus 123
    - accessing window pop-up menus 130
    - basic function of 45
    - navigating between controls 185
    - selecting items in list boxes 150
    - switching between tabs 165
    - using for contiguous selections 56
    - using for scrolling 115
    - using with the ALT key 123, 130
    - using with the SHIFT key 56
  - Arrow pointers 30
  - Assessment *See* Usability testing
  - Attributes of objects *See* Properties
  - Audio feedback
    - accessibility considerations 404
    - importance of 7
    - summary of guidelines 449
    - using sound as notification 401 – 402
  - Auto-exit text boxes 158
  - Auto-joining 63
  - Auto-repeat 111
  - Autoexec.bat file 259
  - Automatic scrolling 82 – 83, 114 – 115
  - AutoPlay feature, supporting 264 – 266
  - Autorun.inf file 264
- ## B
- BACKSPACE key 63
  - Barrel button
    - barrel-dragging 38, 77
    - barrel-tapping 38
  - Basic elements of the Windows environment
    - desktop 23
    - icons 26
    - Start button 25
    - status area 26
    - taskbar 24
    - window buttons 26
    - windows 28
  - Beginning users, designing for 15



Bibliography 523 – 526

Bitmaps *See* Graphic design

Bold text 386

Borders

color of control borders 373

illustrations

active hatched border 305

control border styles 372 – 376

OLE objects distinguished by use of borders 291

window border style 373

of active OLE embedded objects 304 – 305

of controls 372 – 376, 383

of OLE embedded or linked objects 290

of windows

border style 373

described 96

using to resize windows 107

Boxed edit controls 169 – 170

Breaking links 324

Browsing the file system 195

Buttons

*See also specific type of button*

avoiding the triangular arrow graphic 391

border styles 374 – 375

capitalization of labels for 387

check boxes 147 – 149

command buttons 141 – 145

default buttons in secondary windows 184

flat appearance 383

for displaying pop-up menus 144

for setting tool modes 144

layout and spacing of 388

menu buttons 144 – 145

mixed-value appearance 379 – 380

mouse buttons 31

option buttons 145 – 147

option-set appearance 378 – 379

pen barrel button 38

positioning in secondary windows 389

pressed appearance 377 – 378

shortcut buttons in Help 349 – 350

size of 386

title bar buttons 101 – 102

toolbar buttons 176 – 178

unavailable appearance 381 – 382

Buttons (*continued*)

unfold buttons 142, 182

using to support creation of objects 88

window buttons 26

## C

Cancel command

accessing in secondary windows 186

avoiding access key assignments for 34

canceling a drag and drop transfer 81

canceling the closing of a property sheet 191

discarding pending transactions 65

in dialog boxes 194

in message boxes 212 - 213

in property sheets 190

in the Open dialog box 196

in the Save As dialog box 200

vs. Close command 60

Capitalization

general guidelines for 387

of check box labels 148

of command buttons 142

of file type names 247

of group box labels 164

of list box labels 149

of menu items 139, 252

of option button labels 146

of tab labels 165

of text field labels 157

CAPS LOCK key 34

Captions for output of speech and sound 402

Caret *See* Insertion point

Cascade command 225

Cascading menus 133 – 134

Cascading secondary windows 182

CD-ROM AutoPlay feature, supporting 264 – 266

Change Icon dialog box 323

Character keys

assigning as access keys 33 – 34

assigning as shortcut keys 35 – 36

international considerations 418

text keys for text entry 33

Character sets 419

Characteristics of objects 18

## Index

- Check boxes
  - border style 375
  - capitalization of labels for 388
  - described 147 – 149
  - flat appearance 383
  - illustrations 147, 148, 377 – 383
  - labeling 147
  - layout of 388
  - mixed-value appearance 148, 379
  - option-set appearance 378
  - pressed appearance 377
  - unavailable appearance 381
- Check mark in menus 137
- Checklists for design guidelines 443 – 450
- Child menus *See* Cascading menus
- Child windows
  - See also* Multiple document interface (MDI)
  - defined 220
- Chording 32
- Clear command 86
- Clicking
  - See also* Mouse interface summary
  - button 1 31
  - button 2 31
  - CTRL+click 49 – 53, 435
  - defined 31
  - selecting objects with the mouse 48 – 53
  - SHIFT+click 50 – 53, 432
- Client-server applications
  - designing 421
  - installing 262
- Clipboard 74 – 77
- Close & Return To command 315
- Close button 102, 105
- Close command
  - closing windows 105
  - handling pending changes 61, 64
  - in the File menu 124
  - in the pop-up menu for title bar icons 98
  - in the window pop-up menu 129
  - vs. Cancel command 60
- Closing MDI windows 222
- Closing property sheets 191
- Closing windows 60 – 61, 105 – 106
- Code pages 419
- Cognitive disabilities, interface recommendations for 405
- Collection of objects, defined 19
- Colon, using with labels 408
- Color
  - accessibility considerations 404, 412
  - general guidelines for 368 – 370
  - international considerations 368
  - of borders for controls 373
  - of borders for OLE objects 291
  - of handles 397
  - of icons 392
  - of jumps in Help 353
  - of task Help topic windows 348
  - providing the option to customize 370
- Color dialog box 206 – 207
- Column heading controls 164
- Combo boxes
  - See also* Drop-down combo boxes
  - described 159
- Command buttons
  - accessing in secondary windows 185 – 186
  - appearance of
    - bold outline for default 386
    - flat appearance 383
    - mixed-value appearance 380
    - option-set appearance 378
    - pressed appearance 378
    - unavailable appearance 381
  - border styles 374 – 375
  - capitalization of labels for 387
  - default button 184
  - described 141 – 145
  - ellipsis in button labels 142
  - illustrations 141, 144, 378 – 383
  - in dialog boxes 194
  - in message boxes 212 – 213
  - in wizards 359
  - labeling 142
  - layout of
    - general guidelines 388, 389
    - in dialog boxes 194
    - in property sheets 190
  - menu buttons 144 – 145

- Command buttons (*continued*)
  - unfold buttons 142, 182
  - using to display pop-up menus 144 – 145
  - using to set tool modes 144
- Command method of transferring objects 74 – 77, 279 – 283
- Commands
  - See also* Menu items
  - registering 251 – 252
  - unavailable appearance 135
- Common dialog box interfaces *See* Dialog boxes
- Complexity, managing 8
- Composite, defined 19
- Composition, described 19
- Compound documents
  - See also* Object linking and embedding (OLE)
  - described 277 – 279
- Config.sys file 259
- Consistency
  - importance of 5
  - supporting standard system settings 275
  - with graphic images 391
  - with metaphors 5
- Constraint, defined 19
- Container, defined 19
- Containment, defined 19
- Contents page in Help Topics window 354 – 355
- Context (relationships) of objects, described 18
- Context-sensitive Help
  - guidelines for writing 342
  - illustrations 340 – 343
  - pointer for 340
  - pop-up menus for 342
  - pop-up windows for 215, 341
  - What's This? command
    - access to context-sensitive Help 339 – 342
    - including in icon pop-up menus 132
- Contextual operations 58
- Contextual user assistance
  - See also* Context-sensitive Help
  - Help command button 346
  - status bar messages 344 – 346
  - tooltips 343 – 344
- Contiguous selection
  - adjusting 50 – 54
  - defined 46
- Contiguous selection (*continued*)
  - hierarchical 47
  - keyboard selection 56
- Continuous scrolling *See* Automatic scrolling
- Control menu, replaced by window pop-up menu 129
- Control Panel
  - adding objects to 273
  - adding to the Passwords object 273 – 274
- Control, putting the user in 3
- Controls
  - See also specific type of control*
  - accessing in secondary windows 185 – 186
  - avoiding in the window title area 101
  - border styles 374 – 376
  - boxed edit controls 169 – 170
  - buttons 141 – 149
  - capitalization of labels for 387
  - check boxes 147 – 149
  - column headings 164
  - combo boxes 159
  - command buttons 141 – 145
  - compatibility with screen review utilities 408
  - default font for labels 384
  - defined 140
  - defining access keys for 34
  - drop-down combo boxes 160 – 161
  - drop-down list boxes 152 – 153
  - extended selection list boxes 153 – 154
  - for record-processing applications 422
  - frame adornments 310 – 313
  - group boxes 163 – 164
  - ink edit controls 170 – 171
  - labeling 141
  - labeling by using static text fields 162
  - layout of
    - general guidelines 388, 389
    - in dialog boxes 194
    - international considerations 420
  - list boxes 149 – 157
  - list view controls 155
  - multiple selection list boxes 153 – 154
  - nesting in a scrollable region or control 383
  - option buttons 145 – 147



## Index

### Controls (*continued*)

- overview of 140 – 141
  - pen-specific controls 169 – 171
  - placing adjacent to scroll bars 116
  - pop-up menus for 128, 141
  - progress indicators 167 – 168
  - property sheet controls 166
  - rich-text boxes 159
  - scroll bars 166
  - shortcut key input controls 163
  - single selection list boxes 151 – 152
  - sliders 167
  - spin boxes 161 – 162
  - standard text boxes 158
  - static text fields 162
  - status bars 172 – 175
  - summary of guidelines 446
  - tabs 165
  - text fields 157 – 163
  - toolbars 172 – 178, 310 – 313
  - tooltip controls 168
  - tree view controls 156 – 157
  - using to support creation of objects 88
  - visual states 377 – 383
  - wells 169
- Conventions for supporting operations 58 – 61
- Convert dialog box 326 – 328
- Converting object types 326 – 328
- Copy command
- creating new objects 87
  - described 74
  - feedback not required for 84
  - in icon pop-up menus 131, 132
  - replacing the last entry on the Clipboard 77
- Copy Here command 80
- Copy-hook handlers 254
- Copying files when installing applications 257 – 260
- Copying objects
- See also* Transfer operations
  - command method 74 – 77
  - described 73
  - direct manipulation method 77 – 81
- Create Shortcut command 131, 283
- Create Shortcut Here command 81

### Creation operations

- See also* Object linking and embedding (OLE)
- using controls 88
- using templates 88
- using the Copy command 87
- using the Insert command 88
- using the New command 88

### Critical messages 210

### CTRL key

- See also* Keyboard interface
- adjusting mouse selections 49
- displaying CTRL key combinations in menus 139
- guidelines for modifying mouse actions with 435 – 436
- using for region selection 54
- using for transfer operations 87
- using in modifier key combinations 35
- using in shortcut key combinations 35
- using with navigation keys 44

### CTRL+ALT key combination 418

### CTRL+C key combination 87

### CTRL+click 435

### CTRL+double-click 436

### CTRL+drag 49 – 53, 87, 435

### CTRL+F6 key combination 225

### CTRL+O key combination 61

### CTRL+press 435

### CTRL+SPACEBAR key combination 56

### CTRL+TAB key combination 165, 225

### CTRL+V key combination 87

### CTRL+X key combination 87

### Cultural issues *See* Internationalization

### Cursors

- See also* Insertion point; Pointers
- blinking cursor provided by the system 382
- indicating the input focus 44, 62
- mouse pointers 29
- overtyping cursor 63
- role in keyboard selection 56

### Customizable interface, creating a sense of user control 3

### Cut command

- described 74
- feedback for 83
- in icon pop-up menus 131, 132
- replacing the last entry on the Clipboard 77

**D**

- Data-centered design 17 – 21, 235
- Deactivating windows 103 – 104
- Default button in secondary windows 184
- Default command 59
- Default drag and drop
  - See also* Transfer operations
  - overview of 78 – 79
- Default menu items 138
- Default operations
  - See also* Transfer operations
  - shortcut techniques for 59
- Delete command
  - in icon pop-up menus 131, 132
  - in the Edit menu 125
  - specialized form of 86
- DELETE key 63
- Deleting files to the Recycle Bin 273
- Deleting text 63
- Design concepts 17 – 21
- Design cycle 9 – 12
- Design guidelines
  - See also* Design principles; Special design considerations; Visual design
  - checklists 443 – 450
  - extending xix
  - how to apply xix
  - relationship to other guidelines xx
  - supporting specific versions of Windows 451 – 454
- Design methodology 9 – 14, 444
- Design principles
  - See also* Visual design
  - aesthetics 7
  - bibliography 531
  - consistency 5
  - directness 4
  - feedback 7
  - forgiveness 6
  - progressive disclosure 8
  - simplicity 8
  - user in control 3
  - visual communication 365 – 371
- Design tradeoffs 16
- Desktop toolbars
  - controls included with the system 175
  - integrating with the system 271 – 272
- Desktop, described 23
- Diacritical marks affecting spacing 420
- Dialog base units 386
- Dialog boxes
  - See also* Secondary windows
  - avoiding an ellipsis in title text 193
  - Change Icon dialog box 323
  - Color dialog box 206 – 207
  - commands in 194
  - common interfaces 195
  - Convert dialog box 326 – 328
  - default button in 184
  - defining title text for 193
  - Find dialog box 202
  - Font dialog box 205
  - font usage in 384
  - Help button in 346
  - Insert Object dialog box 286 – 288
  - layout of 194
  - Links dialog box 324
  - Open dialog box 195 – 198
  - Page Setup dialog box 203 – 205
  - Paste Special dialog box 281, 282
  - Print dialog box 202
  - Print Setup dialog box 203
  - purpose of 193
  - Replace dialog box 202
  - Save As dialog box 198 – 201
- Differences between Windows 95 and other versions of Windows 451 – 454
- Dimmed items *See* Unavailable appearance
- Direct manipulation
  - canceling a drag and drop transfer 81
  - creating OLE embedded or linked objects 283 – 284
  - default drag and drop 78
  - differentiating transfer and selection when dragging 81
  - feedback 84 – 86
  - importance of 4
  - nondefault drag and drop 79 – 81
  - overview 72 – 73
  - scrolling when transferring by dragging 82 – 83

## Index

- Disabilities *See* Accessibility
  - Disabled items *See* Unavailable appearance
  - Disjoint selection
    - adjusting 51 – 53
    - defined 46
  - Display resolution, VGA 234
  - Displaying linked or embedded objects 290 – 292
  - Docking toolbars 174
  - Document icons 392
  - Document windows
    - See also* Multiple document interface (MDI)
    - defined 220
  - Document-centered design 17
  - Documentation for products, designing for accessibility 414
  - Double-clicking
    - See also* Mouse interface summary
    - as a selection shortcut 57
    - default operations for 59
    - defined 31
  - Double-tapping 38, 57
  - Drag and drop
    - See also* Transfer operations
    - canceling a drag and drop transfer 81
    - creating OLE embedded or linked objects 283
    - default operations for 59, 78
    - designing transfer appearance 398 – 399
    - differentiating transfer and selection when dragging 81
    - feedback 84 – 86
    - illustrations
      - automatic scrolling based on velocity of dragging 83
      - “no drop” pointer 86
      - nondefault drag and drop operation 79
      - pointers for transfer operations 85
      - translucent and outline appearance 398
    - nondefault drag and drop 79 – 81
    - nondefault transfer completion commands 80
    - scrolling when transferring by dragging 82 – 83
    - taskbar window buttons as destinations 268
  - Drag handlers 254
  - Dragging
    - See also* Drag and drop; Mouse interface summary
    - CTRL+drag 49 – 53, 435
    - defined (mouse) 31
    - defined (pen) 38
  - Dragging (*continued*)
    - selecting objects with the mouse 48 – 53
    - selecting objects with the pen 55
    - SHIFT+drag 50 – 53, 433
  - Drop handlers 254
  - Drop-down combo boxes 160 – 161
  - Drop-down list boxes 152 – 153
  - Drop-down menus
    - described 121
    - Edit menu 124 – 125
    - File menu 124
    - Help menu 125 – 126
    - interaction with 122 – 124
    - View menu 125
    - Window menu 125
  - Duplicate command 86, 125
- E**
- Edit command 296, 300, 316
  - Edit menu
    - adding commands for selected objects 295
    - Copy command 74
    - Cut command 74
    - Delete command 125
    - described 124
    - Duplicate command 125
    - Find and Replace command 125
    - Links command 324
    - Paste command 74 – 77
    - Paste Link command 75
    - Paste Shortcut command 75
    - Paste Special command 75
    - Repeat command 125
    - Undo command 125
  - Editing
    - committing transactions 64 – 65
    - deleting text 63
    - illustrations
      - handles for an object 64
      - pen action handle with alternative characters 69
      - pen action handle with pop-up menu 70
      - pen editing gestures 72
      - pen selection handle in a text box 67



Editing (*continued*)illustrations (*continued*)

- pen Wordlist displayed for a selected word 69
- pen writing tool button 67
- pen writing tool on-screen keyboard 70
- pen writing tool windows 68
- selecting text with the pen selection handle 68

## inserting text 62

## OLE embedded objects

- opening embedded objects 313 – 316
- visual editing in place 300 – 313
- OLE linked objects 316 – 320

## providing access to properties 65 – 66

## text 62 – 63

## using a pen

- editing in pen-enabled controls 66 – 71, 169 – 171
- gestures for editing 71 – 72

## using handles 63

## using overtype mode 62

## using the keyboard 62

## using the mouse 62

## Ellipsis

- avoiding in dialog box titles 193
- in abbreviated path names 268
- in command button labels 142
- in list box entries 150
- in menu items 136
- in tab labels 386
- in taskbar window buttons 26
- in truncated filenames 267

## Embedded objects

*See also* Object linking and embedding (OLE)

defined 279

## Enabling printing 253

## END key 45

## ENTER key

- accessing controls 186
- accessing the OK command 34, 186
- activating OLE embedded objects 300
- activating the default button in secondary windows 184
- activating the default command 61
- duplicate ENTER keys on the keyboard 33
- using as a text entry key 33
- using with the ALT key 61

## ESC key

- accessing the Cancel command 34, 186
- canceling a drag and drop transfer 81
- closing a drop-down list box 153
- closing a drop-down menu 123
- closing a pop-up menu 128
- function of 36
- using with the ALT key 36, 103

Evaluation *See* Usability testing

## Exit &amp; Return To command 315

## Exit command 124

## Expanding a secondary window by unfolding 182

## Explicit selection 45

## Extended selection

- keyboard selection 56 – 57
- mouse selection 49 – 54

## Extended selection list boxes 153 – 155

## Extensions

- avoiding in title bar text 100
- file naming conventions 266
- handling in the Save As dialog box 200 – 201
- registering 242 – 246
- table of common extensions 243 – 246

**F**

## F1 key 61, 342

## F1 through F12 keys, assigning as shortcut keys 35

## Feedback

*See also* Audio feedback; Special design considerations; Visual design

- changing the pointer to indicate a pop-up window 215
- for activation of linked objects 90
- for command method transfers 83
- for direct manipulation transfers 84 – 86
- for selection 46
- importance of 7, 83
- using message boxes for 209 – 214
- using pointers for 394
- using progress indicators for 168
- using sound as notification 401 – 402
- using status bar messages for 345
- validating input in secondary windows 187

## Index

### Fields

- See also* Text boxes
- aligning 389
- border styles 375, 376
- capitalization of labels for 388
- static text fields 162
- text fields 157

### File menu

- described 124
- primary container menu 306

### File types

- defining short type names 248
- defining type names 247
- file naming conventions 266
- handling in the Save As dialog box 200 – 201
- registering
  - application identifier key 247 – 248
  - filename extension key 242 – 246
  - overview 242
- table of common filename extensions 243

### Filenames

- abbreviating 268
- browsing for 195
- capitalization of 387
- displaying title text for unsaved files 100
- ellipsis in 267, 268
- file naming conventions 266 – 268
- handling in the Save As dialog box 198 – 201
- registering extensions 242 – 246
- table of common extensions 243 – 246
- truncating 267

### Files

- browsing for 195
- copying when installing applications 257 – 260
- finding 133
- opening 195 – 198
- properties of 65

### Find and Replace command 125

### Find command 133

### Find dialog box 202

### Find page in Help Topics window 357 – 358

### Flashing taskbar window button 270

### Flat appearance for controls 383

### Folder for application shortcuts in Start menu 260

### Folder icons, illustrated 27

### Font dialog box 205

### Fonts

- avoiding italic and serif fonts 370
- guidelines for choosing 370
- illustrations
  - default font usage in windows 385
  - effective and ineffective choices 370
- installing 262
- international considerations 419, 420
- system font settings 384 – 387

### Forgiveness 6

### Frame adornments 300, 310 – 313

### Full-screen display 272

### Full-text search 357

### Function keys

- assigning as shortcut keys 35
- displaying in menus as shortcut keys 139

## G

### Gestures

- advantages and disadvantages of 40
- for editing 71 – 72
- illustrations of 55, 72
- overview of 40
- recognition of 41
- selecting objects by using 55
- targeting 42
- when to avoid using 40

### Glossary 511

### Glyphs *See* Graphic design

### Graphic design

- See also* Icons
- bibliography 523
- designing graphic images 390 – 395

### Grayed items *See* Unavailable appearance

### Green underlined text in Help 353

### Group boxes

- border style 376
- described 163 – 164
- flat appearance 383

Group boxes (*continued*)

- illustrations 164, 388
- labeling 164
- layout of 388

## Grouping related interface components 388 – 389

## Guidelines

*See also* Design principles; Special design considerations; Visual design

- checklists 443 – 450
- extending xix
- how to apply xix
- relationship to other guidelines xx
- supporting specific versions of Windows 451 – 454

**H**

## Hand pointer 91

## Handlers for shell extensions 254 – 256

## Handles

- action handles for pen interface
  - accessing operations for a selection 69
  - defined 37
  - displaying pop-up menus 69
  - replacing selected characters 68
  - using in boxed edit controls 170
  - using in ink edit controls 171
- appearance of 397 – 398
- color of 397
- for OLE embedded or linked objects 329
- illustrations
  - handles for an object 64, 329
  - pen action handle 69, 70
  - pen selection handle 67, 68
  - selected graphic object with handles 397
  - solid and hollow handles 397
- overview of 63 – 64
- selection handles for pen interface 67, 68, 170
- size of 397

## Handwriting, targeting input of 42

## Hatched border for active OLE embedded objects 304 – 305

Header controls *See* Column heading controls

## Hearing disabilities, interface recommendations for 404

## Help

*See also* Help Topics browser

- context-sensitive 339 – 343
- Help command button 346
- illustrations
  - context-sensitive Help for an icon 343
  - Help button in a secondary window 346
  - methods of accessing What's This? 340
  - pointer for context-sensitive Help 340
  - pop-up menu for a control 342
  - pop-up window for context-sensitive Help 341
  - reference Help window 351
  - task topic with shortcut button 350
  - window for task Help topic 347
- jumps 353
- pop-up window for context-sensitive Help 215
- reference Help 350 – 353
- shortcut buttons in 349 – 350
- summary of guidelines 448
- task-oriented 347 – 350

## Help button 212, 346

## Help Contents 354 – 355

## Help Index 356 – 357

## Help menu 125 – 126, 351, 354

## Help Topics browser

- Contents page 354 – 355
- Find page 357 – 358
- guidelines for writing Help Contents entries 355
- guidelines for writing Help Index keywords 357
- illustrations 355 – 358
- Index page 356 – 357
- providing access to 348, 354

## Heterogeneous selection 46

Hierarchical menus *See* Cascading menus

## Hierarchical selection 47

## High Contrast Mode 412

## Highlighting selections 396

## Holding down keyboard keys 33

## HOME key 45

## Homogeneous selection 46

Hot key controls *See* Shortcut key input controls

## Hot spot

- of mouse pointer 31, 394 – 395
- of pen gestures 40, 71



## Index

### Hot zone

- defined 31
- for detecting a pen double-tap 38
- for different types of controls 140
- for drag operations 82

Hourglass pointer 30, 394

Hyperlinks *See* Jumps; Links

## I

I-beam pointer 30, 399

Icon handlers 254

### Icons

- 16 x 16 pixel 250, 392
- 32 x 32 pixel 250, 392
- 48 x 48 pixel 250, 392
- accessibility considerations 410
- anti-aliasing of graphic images 391
- application icons 392
- as the sole representation of an object 220
- capitalization of labels for 387
- changing for an OLE object 323
- color 392
- consistency of design 391, 393
- context-sensitive Help for 343
- described 26
- designing 390 – 393
- displaying OLE objects as 292, 294, 322
- document icons 392
- illustrations
  - application and supported document icons 392
  - icons for basic objects 27
  - system-supplied icon for file type 393
  - template icon 88
  - three sizes of icons 392
  - title bar icons 97 – 98
  - use of perspective and dimension in graphics 393
- labeling 292
- metaphors for 4, 393
- monochrome 392
- pop-up menus for 130 – 133
- registering commands for 251
- registering 250
- size of 392

### Icons (*continued*)

- template icons 88
- title bar icons 97 – 98

Implicit selection 45

Import File command 315

Inactive window 103

Index page in Help Topics window 356 – 357

Information services, designing 424 – 425

Informational messages 210

Ink edit controls 170 – 171

Inking 37, 41

### Input focus

- appearance of 382
- defined 44
- keyboard selection 56
- targeting at text to be edited 62

### Input techniques

*See also* Navigation; Selection

#### keyboard input

- access keys 33 – 34
- common actions 33
- mode keys 34 – 35
- shortcut keys 35 – 36
- text keys 33

#### mouse input

- common actions 31 – 32
- pointers 29 – 31

#### pen input

- actions defined for a pen 38 – 39
- gestures 40 – 41, 71 – 72
- inking 37, 41
- overview 37 – 39
- recognition 41
- targeting 42
- summary of guidelines 444

Insert command 88

INSERT key 63

### Insert Object command

- creating OLE embedded or linked objects 285 – 289
- descriptive text for 288
- dialog box for, illustrated 286, 287

Inserting OLE embedded or linked objects 285 – 289

Inserting text 62

## Insertion point

- indicating the input focus 62, 382
- moving with the keyboard 44
- role in keyboard selection 56

## Inside-out activation of objects 297

## Installation

- copying files 257 – 260
- designing an installation program 260 – 262
- installing applications on a network 262
- installing fonts 262
- installing information services 425
- providing access to applications 260
- supporting AutoPlay 264 – 266
- uninstalling an application 263 – 264

## Integrating with the system

*See also* Object linking and embedding (OLE); Registry

- application desktop toolbars 271 – 272
- Control Panel integration 273 – 274
- file naming conventions 266 – 268
- full-screen display 272
- installation
  - copying files 257 – 260
  - designing an installation program 260 – 262
  - installing applications on a network 262
  - installing fonts 262
  - providing access to applications 260
  - supporting AutoPlay 264 – 266
  - uninstalling an application 263 – 264

modeless interaction 276

Plug and Play support 275

Recycle Bin integration 273

summary of guidelines 447

system settings, supporting 275

taskbar integration 268 – 270

## Interactivity of software, maximizing 4

## Intermediate users, designing for 15

## Internationalization

- avoiding references to unsupported features 420
- character sets 419
- color, considerations in visual design 368
- documenting terms and product changes 416
- formats for categories of information 419 – 420
- graphics 417 – 418
- keyboards 418

Internationalization (*continued*)

- layout of interface elements 420
- overview 415
- summary of guidelines 450
- text translation 416 – 417
- word lists for localization 455 – 510

## Italic fonts, avoiding 370

**J**

## Jumps

- distinguishing with a hand pointer or button 90
- using in reference Help 353

**K**

## Keyboard accessibility aids 407

## Keyboard characters, international considerations 418

## Keyboard filters 407

## Keyboard interface

- access keys 33 – 34, 441
- accessibility considerations 413
- accessibility keys 440
- common actions 33
- for controls in secondary windows 185 – 186
- for drop-down menus 123 – 124
- for list boxes 150
- for navigation 44 – 45, 437
- for OLE active object menus 308 – 309
- for pop-up menus 129, 130
- for pop-up windows 215
- for scrolling 45, 115
- for selection 56 – 57
- for sliders 167
- for switching between windows 225
- for tabs 165
- for text fields 157
- for toolbars and status bars 173
- for well controls 169
- input focus 44, 56
- mode keys 34 – 35
- shortcut keys 35 – 36, 438
- summary 437 – 441

## Index

### Keyboard interface (*continued*)

- text keys 33
- uses of keyboard input 32
- Windows keys 439

Keyboard layouts, international considerations 418

Keys, registry *See* Registry

Keywords for the Help Index, writing 357

## L

### Labels

- accessibility considerations 408 – 409
- aligning 389
- capitalization (general guidelines) 387
- default font for control labels 384
- for check boxes 147
- for command buttons 142
- for controls (general guidelines) 141
- for group boxes 164
- for list boxes 149
- for menu items 138 – 139
- for OLE embedded objects 292
- for OLE linked objects 292
- for option buttons 146
- for sliders 167
- for tabs 165
- for text fields 157
- for wells 169
- using static text fields as labels 162

Language disabilities, interface recommendations for 405

Languages *See* Internationalization

Lasso-tap gesture 55

Layered order of windows *See* Z order

### Layout

- aligning interface elements 389
- fonts 384 – 387
- grouping and spacing 388 – 389
- illustrations
  - default font usage in windows 385
  - layout of buttons 390
  - recommended layout of controls and text 388
- impact of 384
- international considerations 420

### Layout (*continued*)

- keyboards, international 418
- positioning interface elements 389
- size of interface components 384 – 387

Lens *See* Writing tool for pen interface

Light source 371

Link Here command 80

Linking objects, described 73, 89

### Links

- See also* Object linking and embedding (OLE)
- absolute and relative paths to 90
- activating 90
- applying operations to linked objects 89 – 90
- breaking 324
- changing the source of 324 – 326
- creating 279 – 289
- described 89
- properties of 320
- updating 318, 324
- ways of presenting in the interface 89

Links command 324, 326

Links dialog box 324

### List boxes

- border style 375
- described 149 – 151
- drop-down 152 – 153
- ellipsis in text entries 150
- extended selection 153 – 154
- illustrations 151, 153, 154, 156
- keyboard selection and scrolling 150
- labeling by using static text fields 149
- layout of 388
- list view controls 155
- multiple selection 153 – 154
- scrolling entries in 150 – 151
- single selection 151 – 152
- supporting transfer operations 151
- tree view controls 156 – 157
- unavailable appearance 149

List view controls 155

Locale, defined 419



## Localization

- See also* Internationalization
- defined 415
- summary of guidelines 450
- word lists 455 – 510

## Long filenames

- displayed in the Open dialog box 196
- file naming conventions 266 – 268
- naming shared application files 259

**M**

MAPI (Messaging API) 424

Marquee *See* Region selection

Maximize button 102, 107

Maximize command 107, 129

Maximizing windows 107, 224

MDI *See* Multiple document interface

## Menu bars

- described 121
- keyboard access to 123

Menu buttons 144 – 145

## Menu items

- alternating to indicate two states 138
- bold text for default commands 386
- capitalization of 139, 387
- check mark next to 137
- default 138
- default font for 384
- defining access keys for 138
- defining shortcut keys for 35
- disabling 136
- displaying shortcut keys in 139
- ellipsis in 136
- formats for 135
- illustrations 135, 136
- labeling 138 – 139
- registering commands 251 – 252
- separators between 135
- unavailable appearance 135
- using for state settings 137

## Menu titles

- capitalization of 387
- default font for 384

Menu titles (*continued*)

- defining access keys for 134 – 135
- defining text for 134
- disabling 136
- illustration of access keys in 135

## Menus

*See also specific type of menu*

- active object 307
- border style 373
- cascading 133 – 134
- drop-down 121 – 126
- Edit menu 124 – 125
- File menu 124
- Help menu 125 – 126
- illustrations
  - access keys in a menu bar 135
  - formats for menu items 135
  - inappropriate menu item separator 136
  - menu bar 122
  - pen access to pop-up menus 128
  - pop-up menu 126
- pop-up 126 – 133
- primary container 306
- separators in 135
- unavailable 136
- View menu 125
- Window menu 125
- workspace 306

## Message boxes

- avoiding the question mark symbol in 211
- command buttons in 212 – 213
- defining text for 213 – 214
- defining title bar text for 209
- for opening files 197
- for property sheets 191
- Help button in 346
- illustrations
  - information, warning, and critical message boxes 210
  - message box choices 213
  - progress message box 212
- importance of 209
- progress indicators in 168

## Index

- Message boxes (*continued*)
  - symbols in 210
  - types of 209 – 212
- Message notification by the taskbar 270
- Messages
  - See also* Message boxes
  - critical 210
  - for OLE objects
    - changing additional links with same source 326
    - invalid source 325
    - link source files unavailable 334
    - link source type changed 335
    - link updating 336
    - object's application busy 333
    - object's application cannot run standalone 332
    - object's application unavailable 333
    - status line messages 336 – 337
  - guidelines for writing 213 – 214
  - in status bars 344 – 346
  - informational 210
  - warning 210
- Messaging API (MAPI) 424
- Metaphors
  - See also* Visual design
  - applying object-based concepts 20
  - consistency with 5
  - international considerations 417
  - objects as metaphor 18 – 20
  - overview of design principles 4
  - using in the design of icons 393
- Microsoft Exchange, interacting with 424 – 425
- Microsoft OLE *See* Object linking and embedding
- Minimize button 102, 108
- Minimize command 108, 129
- Minimizing MDI windows 223 – 224
- Minimizing windows 26, 108
- Mixed-value appearance for controls 379 – 380
- Mnemonics *See* Access keys
- Modal secondary windows 183
- Mode keys 34 – 35
- Modeless secondary windows 183, 276
- Modes, avoiding 4
- Modifier keys
  - adjusting mouse selections 49 – 53
  - avoiding multiple modifier assignments 35
  - defined 35
  - guidelines for modifying mouse actions with 431 – 434, 435 – 436
  - using for contiguous selections 56
  - using for disjoint selections 57
  - using for region selection 54
- Monochrome icons 392
- Mouse accessibility 413
- Mouse actions
  - button 1 vs. button 2 31
  - clicking 31
  - common, unmodified mouse actions 429 – 430
  - double-clicking 31
  - dragging 31
  - modifying with the CTRL key 435 – 436
  - modifying with the SHIFT key 431 – 434
  - pointing 31
  - pressing 31
- Mouse buttons 31
- Mouse interface summary 429 – 436
- Mouse navigation 44
- Mouse pointers
  - See also* Pointers
  - common forms 30
- Mouse selection
  - active end 48
  - anchor point 48
  - basic selection 48
  - region selection 54
  - selection adjustment 49 – 54
  - shortcut for 57
- Move command 106, 129
- Move Here command 80
- Movement disabilities, interface recommendations for 405
- Moving MDI windows 223 – 224
- Moving objects
  - See also* Transfer operations
  - command method 74 – 77
  - described 73
  - direct manipulation method 77 – 81
- Moving the taskbar 24

Moving windows 106

Multi-line text boxes 159

Multiple document interface (MDI)

- advantage of using 220
- alternatives to 225 – 232
- displaying secondary windows 221
- illustrations 221, 223, 224
- limitations of 225
- maximizing windows 108
- minimizing windows 108
- moving and sizing windows 223 – 224
- opening and closing windows 222
- pop-up menu for application icon 133
- selecting a window model 233 – 235
- switching between child windows 225
- title bar icons 98
- title bar text 99
- Window menu 125
- workspace menu 306

Multiple selection list boxes 153 – 154

Multiple selections 58

Multiple-clicking 32

## N

Naming files

- displaying title text for unsaved files 100
- filename conventions 266 – 268
- Save As dialog box 198 – 201
- shared application files 259

Naming installation programs 262

Navigation

- See also* Scrolling
- accessibility considerations 411, 413
- in secondary windows 185 – 186
- keyboard techniques 44 – 45, 437
- mouse and pen techniques 44
- switching between windows 225

Nested controls 383

Network computing

- designing client-server applications 421
- designing for network access 421

Network computing (*continued*)

- designing shared data files 422
- summary of guidelines 450

Network file access, using UNC names 267

Network installation of applications 262

New command

- creating objects 88
- for template objects 89
- in pop-up menu for MDI application icon 133
- registering file types for 249

“No drop” pointer 30, 86

Nondefault drag and drop handlers 254

Nondefault drag and drop

- See also* Transfer operations
- overview of 79 – 81

Nonscrolling regions in reference Help 353

Notational conventions xx

Notification

- See also* Message boxes
- of pending message for inactive application 270

NUM LOCK key 34

## O

Object characteristics 18

Object linking and embedding (OLE)

- access to commands for selected objects 295 – 296
- access to properties of objects
  - Links command 324 – 326
  - Properties command 321 – 324
- activating objects 297 – 299
- appearance of open objects 314 – 316, 399
- compound documents 277 – 279
- considerations for window management 225
- converting object type 326 – 328
- creating objects
  - container offering different OLE link options 284
  - using direct manipulation 77 – 81, 283 – 284
  - using scraps 285
  - using the command method 74 – 77
  - using the Create Shortcut command 283
  - using the Insert Object command 285 – 289
  - using the Paste command 279 – 280
  - using the Paste Link command 283



## Index

- Object linking and embedding (OLE) (*continued*)
  - creating objects (*continued*)
    - using the Paste Shortcut command 283
    - using the Paste Special command 280 – 282
    - using toolbar buttons 289
  - displaying messages
    - linked object messages 334 – 336
    - object application messages 332 – 334
    - status line messages 336 – 337
  - displaying objects
    - as icons 292, 294
    - appearance of selected open embedded object 315
    - identifying objects by using borders 290 – 291
  - editing embedded objects
    - Convert dialog box 326
    - effect of scrolling increment on visual editing 313
    - frame adornment integration 310 – 313
    - handles for an active embedded object 329
    - hatched border for active object 304 – 305
    - keyboard interface integration 308 – 309
    - menu integration 305 – 308
    - opening embedded objects 313 – 316
    - overview 300 – 304
    - palette window integration 310 – 313
    - toolbar integration 310 – 313
    - viewing and changing properties 321 – 324
    - visual editing menu layout 306
  - editing linked objects
    - automatic and manual updating 318
    - Change Icon dialog box 323
    - editing a link source 317
    - Links dialog box 324
    - operations available for links 319
    - out-of-date links 320
    - overview 316 – 318
    - viewing and changing properties 320
  - handles for objects 329
  - linked objects
    - Link page in property sheet 323
    - linked object as an individual selection 294
    - linked object as part of multiple selection 293
    - Links dialog box 324
    - Paste link option in Paste Special dialog box 282
  - menus
    - active object menus 307
    - drop-down menus for selected object 295
    - pop-up menu for active object 308
    - pop-up menu for selected OLE object 296
    - primary container menu 306
    - workspace menu 306
  - messages for objects 325, 326, 332 – 336
  - model of interaction 277 – 279
  - property sheets for OLE objects 322
  - registering 253
  - selecting objects 293 – 296
  - undo operations 330 – 332
- Object properties 18, 65
- Object type
  - See also* File types
  - converting 326 – 328
  - defined 19
- Object-oriented design 17 – 21, 524
- Observing users
  - See also* Usability testing
  - during initial product design 9
- OK command
  - accessing in secondary windows 186
  - avoiding access key assignments for 34
  - committing pending transactions 65
  - in dialog boxes 194
  - in message boxes 212
  - in property sheets 190
- OLE packages 287
- On-screen keyboards
  - accessibility aids 407
  - for the pen writing tool 70
- Online documentation *See* Help; Reference Help
- Open appearance of objects, designing 399
- Open command
  - editing OLE embedded objects 313
  - editing OLE linked objects 316
  - in icon pop-up menus 131, 132
  - in the File menu 124
  - in the Open dialog box 196
  - in the primary container menu 306

- Open dialog box 195 – 198
  - Open With command 296
  - Opening
    - files 195 – 198
    - MDI windows 222
    - OLE embedded objects 313 – 316
    - shortcut icons 196
    - windows 60, 104
  - Operating environment, integrating with
    - See* Integrating with the system
  - Operations, defined 18
  - Option buttons
    - capitalization of labels for 388
    - described 145 – 147
    - flat appearance 383
    - illustrations 145, 146, 377 – 383
    - labeling 146
    - layout of 388
    - mixed-value appearance 146
    - option-set appearance 378
    - pressed appearance 377
    - unavailable appearance 381
  - Option-set appearance for controls 378 – 379
  - Order of windows *See* Z order
  - Organizations involved in user interface design 525
  - Outside-in activation of objects 297
  - Overtyping mode 62
- P**
- Packages 287
  - Packaging of products, designing for accessibility 414
  - PAGE DOWN key 45, 115
  - Page Setup dialog box 203 – 205
  - PAGE UP key 45, 115
  - Palette windows
    - Always on Top property 208
    - defining 207 – 208
    - distinguished by size of title bar 207
    - illustrations 207, 208
    - integrating for active OLE objects 310 – 313
    - pop-up menu for 208
    - title text font and size 208
  - Panes 116 – 119
  - Parent windows
    - See also* Multiple document interface (MDI)
    - defined 220
  - Passwords object, adding services to 273 – 274
  - Paste command
    - embedding objects 279 – 280
    - feedback for 83
    - in icon pop-up menus 131
    - overview of transfer operations 74 – 77
  - Paste Link command 75, 283
  - Paste Shortcut command 75, 283
  - Paste Special command
    - descriptive text for 282
    - dialog box, illustrated 281
    - overview of transfer operations 75 – 77
    - transferring OLE embedded or linked objects 280 – 282
  - Path names
    - abbreviating by using an ellipsis in 268
    - avoiding in title bar text 100
  - Paths for applications, registering 241
  - Paths to link source, storing 90
  - Pause command 65
  - Pen-enabled controls
    - access to pop-up menus 69, 128
    - boxed edit controls 169 – 170
    - editing in 66 – 71
    - gestures for editing 71 – 72
    - illustrations
      - action handle with alternative characters 69
      - action handle with pop-up menu 70
      - boxed edit control 170
      - eraser toolbar button 171
      - gestures 72
      - ink edit control 171
      - pen writing tool button 67
      - selecting text with the selection handle 68
      - selection handle in a text box 67
      - Wordlist displayed for a selected word 69
      - writing tool button 67
      - writing tool on-screen keyboard 70
      - writing tool windows 68
    - ink edit controls 170 – 171

## Index

### Pen input

- barrel-dragging 38, 77
- barrel-tapping 38
- direct manipulation of objects 77
- double-tapping 38
- dragging 38
- editing in pen-enabled controls 66–71
- gestures 40–41, 71–72
- illustrations
  - common pen pointers 39
  - gestures 72
  - targeting handwritten input 42
- inking 37, 41
- pressing 38
- recognition 41
- support for proximity 39
- tapping 38
- targeting 42

### Pen navigation 44

### Pen pointers 39–40

### Pen proximity 39

### Pen selection 55, 57

### Persistence 20

### Physical movement disabilities, interface recommendations for 405

### Plug and Play, supporting 275

### Pointers

- animating 395
- common forms of 30
- context-sensitive Help pointer 340
- described 29
- designing 394–395
- displaying during transfer operations 85–86, 399
- hot spot 31, 394–395
- hourglass 30, 394
- I-beam 30, 399
- illustrations
  - common mouse pointers 30
  - common pen pointers 39
  - hand pointer 91
  - “no drop” pointer 86
  - pointer hot spots 395
  - pointers for transfer operations 85

### Pointers (*continued*)

- indicating jumps in Help 353
- pen 39–40
- using to provide feedback 394

### Pointing devices *See* Mouse input

### Pointing, described 31

### Pop-up menu handlers 254

### Pop-up menus

- access to 130
- avoiding shortcut keys in 129, 140
- described 126–127
- for active OLE objects 308
- for controls 128, 141
- for icons 130–133
- for palette windows 208
- for primary windows 129–130
- for secondary windows 129, 180
- for selected OLE objects 295
- illustrations 126, 128
- interaction with 128–129
- keyboard access to 129, 130
- menu buttons for 144–145
- order of commands in 127
- pen access to 69, 128

### Pop-up windows

- contextual Help 341
- described 215
- illustrations 215, 341, 343
- tooltips 343

### Porting Windows 3.1–based applications 21

### Power users, designing for 15

### Pressed appearance for controls 377–378

### Pressing

- See also* Mouse interface summary
- keyboard keys 33
- mouse buttons 31
- pen barrel button 38
- pen tip 38

### Primary container menu 306

### Primary windows

- See also* Windows
- defined 95
- illustration of common components 96



- Principles of design *See* Design principles
  - Print command
    - described 86
    - in icon pop-up menus 132
    - in the File menu 124
    - in the primary container menu 306
    - registering 253
  - Print dialog box 202
  - Print Here command 253
  - Print Setup dialog box 203
  - Print To command 253
  - Printing, enabling 253
  - Procedural Help *See* Task-oriented Help
  - Product integration *See* Integrating with the system
  - Programs menu, placing application shortcuts in 260
  - Progress indicators 167 – 168
  - Progressive disclosure 8
  - Projects 231 – 232
  - Properties
    - See also* Properties command; Property sheets
    - displaying for grouped items 193
    - displaying for heterogeneous selections 193
    - displaying for multiple selections 192
    - object characteristics, described 18
    - providing access to 65 – 66
  - Properties command
    - described 65
    - for OLE linked or embedded objects 295, 296, 321 – 324
    - in icon pop-up menus 131, 132
    - in palette windows 208
    - providing feedback for implicit selections 46
  - Property inspectors 187, 191 – 192
  - Property pages 188 – 189
  - Property sheet handlers 254
  - Property sheets
    - See also* Property inspectors
    - adding pages to 254
    - closing 191
    - controls for 166
    - defined 187
    - for grouped items 193
    - for heterogeneous selections 193
    - for multiple selection of objects 192
    - for OLE linked or embedded objects 321 – 323
  - Properties sheets (*continued*)
    - Help button in 346
    - illustrations
      - drop-down list for tabbed pages 189
      - Link page in property sheet of OLE linked object 323
      - OLE embedded and linked object property sheets 322
      - prompt for pending property changes 191
      - tabbed pages 188
    - including samples on property pages 191
    - navigation in 188 – 189
    - positioning command buttons in 190
    - size of 386
    - transaction commands in 190
  - Prototyping 10
  - Push buttons *See* Command buttons
- Q**
- Question mark button for What's This? command 340
  - Question mark symbol, avoiding in message boxes 211
  - Quick View command 132, 256
- R**
- Radio buttons *See* Option buttons
  - Range selection *See* Contiguous selection
  - Read-only text boxes 158
  - Recognition of pen strokes and gestures 41
  - Record-processing applications, designing 422
  - Recycle Bin, supporting 273
  - Redo command 65
  - Reference Help
    - adding jumps to 353
    - adding menus and toolbar buttons to 352
    - defined 350
    - guidelines for writing 352 – 353
    - including nonscrolling regions in 353
    - providing access to 351
    - window for 351 – 352
  - Region selection 54
  - Registry
    - adding property pages 254
    - enabling printing 253
    - hierarchical structure, described 238

## Index

### Registry (*continued*)

- icons for unregistered file types, illustrated 242
- indicating inside-out activation of objects 298
- key names, conventions for 238
- purpose of 237
- registering application path information 241
- registering application state information 238 – 240
- registering commands 251 – 252
- registering filename extensions
  - application identifier key 247 – 248
  - filename extension key 242 – 246
  - overview 242
  - table of common extensions 243
- registering icons 250
- registering OLE 253
- registering services for the Passwords object 274
- registering shared files 258
- registering shell extensions 254 – 256
- registering sound events 257
- registering the location of System directory 258
- registering uninstall programs 263
- supporting creation 249 – 250
- supporting the Quick View command 256
- values, size limit for 238
- vs. Win.ini file 259

Related Topics button in Help 349

Relationships between objects 18

Relative path to link source 90

Removing installed applications 263 – 264

Rename command 131, 132

Repeat command 65, 125

Replace command 125

Replace dialog box 202

Resizing windows

- maximizing 107
- MIDI windows 223 – 224
- minimizing 108
- pointers used for 30
- restoring to previous size 108
- using a size grip 109
- using sizing borders 107

Resolution, VGA 234

Restore button 102, 108

Restore command 108, 129

Restoring windows 108

Resume command 65

Rich-text boxes 159

Right-click menus *See* Pop-up menus

Right-clicking *See* Clicking

## S

Save All command 133

Save As command 64

Save As dialog box 198 – 201

Save command

- described 64
- displaying the Save As dialog box 198
- in the File menu 124
- in the primary container menu 306

Save Copy As command 315

Saved Search icon, illustrated 27

Scalability of screen elements 412

Scope of selection 47

Scraps 285

Screen enlargement utilities 406

Screen resolution, VGA 234

Screen review utilities

- compatibility with 408 – 410
- described 406

Scroll arrows 110 – 111

Scroll bars

- avoiding as an interface for setting values 166
- components of 109 – 114
- illustrations 110, 112
- placing controls adjacent to 116
- purpose of scroll bar controls 166

Scroll boxes 111 – 113

SCROLL LOCK key 45, 115

Scrolling

- automatic scrolling 82 – 83, 114 – 115
- illustrations 83, 112, 114
- in a single row of tabs 165
- in container applications 313
- in list boxes 150 – 151
- keyboard scrolling 45, 115
- nonscrolling regions in Help topics 353
- providing scroll bars in windows 109 – 110

Scrolling (*continued*)

- using scroll arrows 110 – 111
- using the scroll bar shaft 113 – 114
- using the scroll box 111 – 113
- when transferring objects by dragging 82 – 83

## Secondary windows

- See also* Dialog boxes; Message boxes; Windows
- activating 103
- appearance and behavior of 179 – 180
- button for What's This? command in title bar 180
- cascading 182
- closing 106
- default button in 184
- described 179
- displayed by MDI parent or child window 221
- Help button in 346
- highlighting selections in 396
- illustration of typical secondary window 180
- interaction with other windows 180 – 182
- layout of 388 – 390
- modal 183
- modeless 183, 276
- navigation in 185 – 186
- opening 104
- palette windows 207 – 208
- pop-up menu for 129, 180
- pop-up windows 215
- positioning 183
- property inspectors 187, 191 – 192
- property sheets 187 – 193
- size of 386
- summary of guidelines 445
- taskbar window buttons for, avoiding 268
- unfolding 182
- validation of input 187

## Seizure disorders, interface recommendations for 405

## Select key (SPACEBAR)

- opening and closing pop-up windows 215
- using for disjoint selections 57
- using for explicit selections 56

## Selecting objects 293 – 296, 315

## Selection

- See also* Mouse interface summary
- active end 48, 56
- active selection 395 – 396
- anchor point 48, 56
- appearance 395 – 398
- contiguous 46, 56
- described 45 – 46
- differentiating transfer and selection when dragging 81
- disjoint 46, 57
- explicit vs. implicit 45
- feedback for 46
- hierarchical 47
- highlighting 396
- homogeneous vs. heterogeneous 46
- illustrations
  - adjusting selections 49 – 53
  - examples of selection appearance 396
  - hierarchical selection 47
  - pen selection 55
  - selected graphic object with handles 397
  - selected OLE objects 293 – 294
- multiple 58
- pointer for selecting text 30
- region selection 54
- scope of 47
- shortcuts 57
- subselection 49
- using handles 63, 329, 397
- with the keyboard 56 – 57
- with the mouse 48 – 54
- with the pen 55

## Selection handles

- See also* Handles
- for OLE embedded or linked objects 329
- for the pen interface 67, 68, 170

Selection range *See* Contiguous selection

## Send To command

- described 86
- in icon pop-up menus 131, 132
- in the File menu 124

## Separators 135



## Index

- Serif fonts, avoiding 370
- Setting up applications *See* Installation
- Setup options, designing 260
- Shadow effect used in the interface 371
- Shared files
  - designing shared data files 422
  - installing 258 – 259
  - registering 258
- Shell extensions
  - handlers for 254
  - registering 254 – 256
- Shell, integrating with
  - using desktop toolbars 271
  - using the registry 254 – 256
- SHIFT key
  - See also* Keyboard interface
  - displaying SHIFT key combinations in menus 139
  - guidelines for modifying mouse actions with 431 – 434
  - international considerations 418
  - using for contiguous selections 56
  - using for disjoint selections 57
  - using for region selection 54
  - using in modifier key combinations 35
  - using in shortcut key combinations 35
  - using to adjust mouse selections 50 – 53
- SHIFT+ALT+TAB key combination 35, 103, 109
- SHIFT+arrow key combination 56
- SHIFT+click 432
- SHIFT+double-click 434
- SHIFT+drag 50 – 53, 433
- SHIFT+F1 key combination 61
- SHIFT+F10 key combination 129, 300
- SHIFT+F8 key combination 57
- SHIFT+press 431
- SHIFT+TAB key combination 185
- Short type names
  - registering 248
  - using with the Paste command 280
  - using with the Paste Special command 281
- Shortcut buttons in task Help topics 349 – 350
- Shortcut icons
  - defined 27
  - labeling icons for OLE linked objects 292
  - opening 196
- Shortcut icons (*continued*)
  - placing in the Programs menu 260
  - using UNC paths for 262
- Shortcut key input controls 163
- Shortcut keys
  - assigning 35 – 36
  - avoiding in pop-up menus 129
  - defined 35
  - displaying in menus 139
  - for active objects 309
  - for common viewing commands 61
  - for primary containers 309
  - for transfer operations 87
  - international considerations 418
  - providing an interface for customizing 36, 163
  - table of accessibility keys 440
  - table of common shortcut keys 438 – 439
  - table of Windows keys 439
- Shortcut menus *See* Pop-up menus
- Shortcuts
  - See also* Drag and drop; Shortcut icons; Shortcut keys
  - default operations for 59
  - for selection 57
  - for tasks in Help topics 349
  - for transfer operations 87
  - for viewing objects 61
  - keyboard 35 – 36, 438 – 440
  - mouse 57, 59
  - pen 57
- Show Objects command 290
- ShowSounds option 402
- Simplicity 8
- Single document interface 219 – 220
- Single selection list boxes 151 – 152
- Size command 107, 129
- Size grip 109
- Size of handles 397
- Size of icons 392
- Size of interface components 384 – 387
- Sizing windows
  - maximizing 107
  - MDI windows 223 – 224
  - minimizing 108

- Sizing windows (*continued*)
  - pointers used for 30
  - restoring to previous size 108
  - using a size grip 109
  - using sizing borders 107
- Sliders 167
- Software integration *See* Integrating with the system
- Sound
  - accessibility considerations 401
  - providing the option to customize 402
  - registering sound events 257
  - ShowSounds option 402
  - SoundSentry option 402
  - summary of guidelines 449
  - supplementing with other forms of information 401
  - uses of 401
- SoundSentry option 402
- SPACEBAR key
  - opening and closing pop-up windows 215
  - using as a text entry key 33
  - using as the Select key 56
  - using for disjoint selections 57
  - using with the ALT key 36, 130
  - using with the CTRL key 56
- Spacing of interface components 388–389
- Special design considerations
  - accessibility
    - accessibility aids 406–407
    - color 412
    - compatibility with screen review utilities 408–410
    - documentation, packaging, and support 414
    - keyboard and mouse interface 413
    - navigational interfaces 411
    - overview 403
    - scalability of screen elements 412
    - time-based interfaces 411
    - types of disabilities 404–405
    - usability testing 414
    - user's point of focus 411
  - information services 424–425
  - internationalization
    - avoiding references to unsupported features 420
    - character sets 419
    - documenting terms and product changes 416
  - Special design considerations (*continued*)
    - internationalization (*continued*)
      - formats for categories of information 419–420
      - graphics 417–418
      - keyboards 418
      - layout of interface elements 420
      - overview 415
      - text translation 416–417
    - Microsoft Exchange 424–425
    - network computing 421–422
    - records processing 422
    - sound 401–402
    - telephony 423
  - Speech disabilities, interface recommendations for 405
  - Spin boxes 161–162
  - Split bars 118
  - Split boxes 117
  - Split command 118
  - Splitting windows 116–119
  - Start button 25
  - Start menu, placing application shortcuts in 260
  - State information for applications, registering 238–240
  - Static text fields
    - described 162
    - illustrations 162, 388
    - layout of 388, 408
    - using for compatibility with screen review utilities 408
    - using to label list boxes 149
    - using to label text fields 157
  - Status area of the taskbar, described 26
  - Status bars
    - avoiding in secondary windows 180
    - controls included with the system 175
    - described 172
    - illustrated 173
    - interaction with 173
    - providing messages in 344–346
    - providing tooltips for 173, 343
    - supporting user options 174–175
    - using progress indicators in 168
  - Status field border style 376
  - Status message boxes 212



## Index

### Status notification

- adding to the taskbar 269 – 270
- for minimized windows 108

### Stop command 65

### Submenus *See* Cascading menus

### Support services, accessibility considerations 414

### Supporting operations for objects 58 – 61

### Switching between MDI child windows 225

### Switching between windows 103, 181

### Switching mouse buttons 31

### Symbols, using in graphics that will be localized 417

### System folder icons, illustrated 27

### System menu *See* Window pop-up menu

### System settings, supporting 275

### System, integrating with *See* Integrating with the system

## T

### TAB key

- basic function of 45
- navigating in secondary windows 185
- using as a text entry key 33
- using with the ALT key 35, 36, 103, 109
- using with the CTRL key 165, 225
- using with the SHIFT key 185

### Tabs

- capitalization of labels for 387
- ellipsis in tab label 386
- illustrations 165, 188
- labeling 165
- scrolling 165
- single vs. multiple rows of 165
- size of 386
- switching between 165
- tab controls 165
- tabbed property pages 188 – 189

### TAPI (Telephony API) 423

### Tapping 38

### Targeting

- See also* Pen input
- guidelines for 42

### Task-oriented Help

- See also* Help Topics browser
- guidelines for writing 348 – 349

### Task-oriented Help (*continued*)

- illustrations 347, 350
- providing access to 348
- shortcut buttons in 349 – 350
- task topic windows 347 – 348

### Taskbar

- as a drag and drop destination 268
- avoiding buttons for certain types of windows 268
- described 24
- hiding to provide more screen space 272
- illustrations
  - button indicating a pending message 270
  - status indicator in the taskbar 269
  - taskbar in a different location 25
  - tooltip showing full title for window button 26
  - window buttons on the taskbar 24
- message notification 270
- moving 24
- obscuring with full-screen display of windows 272
- removing buttons when windows are closed 106
- representing minimized windows 108
- representing open primary windows 104
- Start button, described 25
- status area 26
- status notification 269 – 270
- window buttons 26, 268

### Telephony API (TAPI) 423

### Telephony design considerations 423

### Template icons 88

### Templates for object creation 88

### Testing product design *See* Usability testing

### Text boxes

- auto-exit 158
- border style 375
- capitalization of labels for 388
- combo boxes 159
- drop-down combo boxes 160 – 161
- illustrations 158 – 161
- read-only 158
- rich-text boxes 159
- shortcut key input controls 163
- spin boxes 161 – 162
- standard text box 158

### Text editing *See* Editing



- Text fields
  - See also* Text boxes
  - border style 375
  - capitalization of labels for 157, 388
  - described 157
  - labeling by using static text fields 157
  - static text fields 162
- Text keys 33
- Text labels *See* Labels
- Text selection *See* Selection
- Three-dimensional effects in visual design 371
- Tile command 225
- Title bar icons
  - accessing the pop-up menu for 98
  - defining the pop-up menu for 132
  - for documents or data files 97
  - for MDI application and document windows 98
  - for tool or utility applications 97
  - illustrations 97–98
- Title bars
  - See also* Title bar icons; Title text
  - accessing the window pop-up menu 130
  - avoiding drawing in or adding controls to 101
  - buttons in 101–102
  - described 96
  - dragging to move a window 106
  - illustrations 97–98
- Title text
  - abbreviating 101
  - avoiding path names and extensions in 100
  - capitalization of 387
  - default font for 384
  - defining 98–101
  - distinguishing multiple views of a file 100
  - for Help windows 348, 353
  - illustrations 99, 100
  - order of filename and application name 98
- Toggle keys 34
- Toolbars
  - See also* Palette windows
  - button appearance 380, 381, 382
  - button images for common functions 176–178
  - button size 386
  - controls included with the system 175
- Toolbars (*continued*)
  - described 172
  - desktop toolbars 271–272
  - docking 174
  - for reference Help 351
  - hiding or closing to provide more screen space 272
  - illustrations 172
  - integrating for active OLE objects 310–313
  - interaction with 173
  - obscuring with full-screen display of windows 272
  - providing tooltips for 173, 343
  - spacing of controls in 389
  - supporting user options 174–175
  - using to insert objects 289
- Tooltips
  - controls for 168
  - defined 343
  - displaying and removing 343
  - for toolbars and status bars 173
  - for window buttons on the taskbar 26
  - illustrations 168, 343
  - pop-up windows for 215
- Topic titles in Help, defining 348, 353
- Trackbar controls *See* Sliders
- Tradeoffs in design 16
- Transaction-based applications, designing 422
- Transactions 64–65
- Transfer operations
  - See also* Transferring OLE linked or embedded objects
  - canceling a drag and drop transfer 81
  - command method 74–77, 279–283
  - default drag and drop 78
  - designing transfer appearance 398–399
  - differentiating transfer and selection when dragging 81
  - direct manipulation method 77–83, 283–284
  - feedback 83–86
  - illustrations
    - automatic scrolling based on velocity of dragging 83
    - feedback for transfer operations 85
    - “no drop” pointer 86
    - nondefault drag and drop operation 79
    - pointers for transfer operations 85
    - translucent and outline appearance 398

## Index

### Transfer operations (*continued*)

- nondefault drag and drop 79–81
- nondefault transfer completion commands 80
- overview 72–73
- scrolling when transferring by dragging 82–83
- shortcut keys for 87
- specialized transfer commands 86
- supporting for list boxes 151

### Transferring OLE linked or embedded objects

- command method 74–77, 279–283
- direct manipulation method 77–83, 283–284
- paths to link source, storing 90
- using scraps 285
- using the Create Shortcut command 283
- using the Paste command 279–280
- using the Paste Link command 283
- using the Paste Shortcut command 283
- using the Paste Special command 280–282

### Translation of text

- considerations for 416–417
- word lists for localization 455–510

### Tree view controls 156–157

### Truncating filenames 267

### Type names *See* File types

### Type, object

- See also* File types
- converting 326–328
- defined 19

### Typing input with the keyboard 33

### Typographic conventions xx

## U

### Unavailable appearance

- list boxes 149
- menu items 135, 136
- menu titles 136
- using for controls 381–382

### UNC paths, supporting 262, 267, 421

### Understanding users 15

### Undo command 65, 125

### Undo operations for OLE embedded objects 330–332

### Unfold buttons 142, 182

### Unfolding secondary windows 182

### Uninstalling an application 263–264

### Universal naming convention (UNC) 262, 267, 421

### Up-down controls *See* Spin boxes

### Update command 315

### Updating links 318, 324

### Usability testing

- accessibility considerations 414–415
- as part of the design process 12
- bibliography 524
- purpose of 11
- testing techniques 13–14

### User assistance

- See also* Accessibility; Help
- context-sensitive Help 339–343
- Help command button 346
- Help Topics browser 354–358
- reference Help 350–353
- status bar messages 344–345
- summary of guidelines 448
- task-oriented Help 347–350
- tooltips 343–344
- wizards 358–363

### Users

- characteristics of 15
- user-centered design principles 3–8
- user in control 3

## V

### Validation of input 187

### Verbs for commands 251–252

### VGA resolution 234

### View menu 125, 307

### Viewing objects

- common operations for 59
- shortcut techniques 61

### Views, managing *See* Window management

### Visual design

- accessibility considerations 404, 410, 412
- animation 400
- anti-aliasing of graphic images 391
- appearance of controls 377–383
- bibliography 532
- border styles 372–376



Visual design (*continued*)

- color 368 – 370
  - consistency of graphic images 391
  - dimensionality 371
  - fonts 370, 384 – 387
  - handles 397 – 398
  - icons 390 – 393
  - illustrations
    - application and supported document icons 392
    - border styles 372 – 376
    - default font usage in windows 385
    - drag transfer, translucent and outline appearance 398
    - fonts, effective and ineffective 370
    - handles, solid and hollow 397
    - icon sizes 392
    - layout of buttons 390
    - layout of controls and text 388
    - open appearance for an object 399
    - pointer hot spots 395
    - selected graphic object with handles 397
    - selection appearance 396
    - system-supplied icon for file type 393
    - use of perspective and dimension in graphics 393
  - importance of 365
  - international considerations 417, 420
  - layout 384 – 390
  - metaphors 4
  - open appearance 314 – 316, 399
  - pointer design 394 – 395
  - principles of composition and organization 366 – 368
  - secondary windows 386, 388 – 390
  - selection appearance 395 – 398
  - size of interface components 384 – 387
  - states for controls 377 – 383
  - summary of guidelines 448
  - transfer appearance 398 – 399
- Visual disabilities, interface recommendations for 404
- Voice input systems 407

**W**

- Walkthroughs, conducting 14
- Warning messages 210
- Well controls 169, 379

- What's This? command
  - access to context-sensitive Help 339 – 342
  - guidelines for writing context-sensitive Help 342
  - including in icon pop-up menus 132
- Win.ini file, avoiding use of 259
- Window borders
  - style of 373
  - using to resize windows 107
- Window buttons
  - as drag and drop destinations 268
  - avoiding for certain types of windows 268
  - described 26
  - ellipsis in 26
  - flashing to indicate pending message 270
  - for applications running in the background 268
  - placing on the taskbar 26, 268
- Window frames 96
- Window management
  - illustrations
    - example of project design 232
    - example of workbook design 230
    - example of workspace design 227
    - maximized MDI child window 224
    - MDI parent and child window 221
    - minimized MDI child window 223
  - MDI alternatives 225 – 232
  - multiple document interface (MDI) 220 – 225
  - projects 231 – 232
  - selecting a window model 233 – 235
  - single document interface 219 – 220
  - workbooks 229 – 231
  - workspaces 227 – 229
- Window menu in MDI applications 125, 225, 306
- Window panes 116 – 119
- Window pop-up menu 129 – 130
- Window Z order *See* Z order
- Windows
  - See also* Dialog boxes; Message boxes; Secondary windows
  - activating 103 – 104
  - closing 60 – 61, 105 – 106, 222
  - components of 96 – 102
  - deactivating 103 – 104
  - default font usage in 384



## Index

### Windows (*continued*)

- full-screen display 272
  - illustrations
    - common window components 96
    - MDI parent and child window title bars 100
    - moving the split bar 118
    - scroll bar 110, 112
    - scrolling with the scroll bar shaft 114
    - split box location 117
    - split window 116
    - title bar icons 97–98
    - title text order 99
  - maximizing 107, 223–224
  - minimizing 108, 223–224
  - moving 106, 223–224
  - opening 60, 104, 222
  - palette windows 207–208, 310–313
  - pop-up menu for 129–130
  - pop-up windows 215
  - primary 95
  - property inspectors 187, 191–192
  - property sheets 187–193
  - restoring 108
  - scrolling 109–116
  - size grip for 109
  - size recommendations 386
  - sizing 106–109, 223
  - splitting 116–119
  - summary of guidelines 445
  - switching between 103, 181, 225
  - use of windows, described 28
- Windows 3.1–based applications, porting 21
- Windows environment
- See also* Integrating with the system
  - overview of 23–28

### Windows keys

- avoiding use with modifier keys 36
  - table of WINDOWS key combinations 439
- Windows NT, supporting specific versions of 453–454
- Windows version 3.1, supporting 451–452
- Wizards 358–363
- Word lists for localization 455–510
- Word wrap 62
- Workbooks 229–231
- Workspace menu 306
- Workspaces 227–229
- Writing tool for pen interface 66–71

## Z

### Z order

- activating windows 103
- for application desktop toolbars 271
- for palette windows 208
- for secondary windows 181
- opening windows 60, 105
- pasting objects in Z-ordered contexts 76
- selecting objects in Z-ordered contexts 54



## THE WINDOWS® INTERFACE GUIDELINES FOR SOFTWARE DESIGN

Here are the Microsoft® guidelines for creating well-designed, visually and functionally consistent user interfaces for applications that run on the Microsoft Windows operating system. **THE WINDOWS INTERFACE GUIDELINES FOR SOFTWARE DESIGN** is an essential handbook for all programmers and designers working with the latest release of Windows, regardless of experience level or development tools used.

This book covers the basic principles of user interface design and design methodologies and specifies how data-centered concepts such as objects and properties can be applied to interface design. It includes detailed information on mouse, keyboard, and pen interaction and on how to use the common interface elements supplied by the system. This book also includes information about special considerations such as network computing, international users, and users with disabilities.

### Topics include:

- *General input techniques*—navigation, selection, viewing, editing, and creation, including both command and direct manipulation methods such as drag and drop.
- *Windows*—primary and secondary types and their components, including property sheets, dialog boxes, message boxes, palette windows, and pop-up windows.
- *Menus, controls, and toolbars*—types and their components and when to use them.
- *Microsoft OLE*—how to support design interfaces for OLE embedded and linked objects, visual editing, and other forms of activation.
- *User assistance*—how to use contextual forms of help, including tooltips and wizards.
- *Integration with the system*—designing your software so that its interface functions and operates consistently with Windows.
- *Visual design*—effective use of color, layout, fonts, and graphics.

If you are developing or are considering developing applications for Microsoft Windows,

**THE WINDOWS INTERFACE GUIDELINES FOR SOFTWARE DESIGN** is a key resource.

U.S.A. \$29.95

U.K. £27.49

Canada \$39.95

[Recommended]

Microsoft® Press

Operating Systems/Windows/Programming

ISBN 1-55615-679-0



9 0000



Petitioner Exhibit 1031, Page 579

9 781556 156793