



US00D766149S

(12) **United States Design Patent** (10) **Patent No.:** **US D766,149 S**
Kim et al. (45) **Date of Patent:** **** Sep. 13, 2016**

(54) **VEHICLE FRONT FENDER**
(71) Applicant: **GM GLOBAL TECHNOLOGY OPERATIONS LLC**, Detroit, MI (US)
(72) Inventors: **Jeasoo Kim**, Troy, MI (US); **Phillip A. Zak, Jr.**, West Bloomfield, MI (US)
(73) Assignee: **GM Global Technology Operations LLC**, Detroit, MI (US)
(**) Term: **14 Years**
(21) Appl. No.: **29/525,859**
(22) Filed: **May 4, 2015**
(51) **LOC (10) Cl.** **12-16**
(52) **U.S. Cl.**
USPC **D12/184**
(58) **Field of Classification Search**
USPC D12/88, 90, 91, 92, 181, 196, 400, 184;
D21/424, 433, 434; 280/727, 770, 847,
280/848, 849; 296/181.1, 181.2, 181.5
CPC B62D 25/02; B62D 25/16; B62D 25/161;
B62D 25/168; B62D 25/184; B62D 25/18
See application file for complete search history.

D686,552 S * 7/2013 Weil D12/184
D691,530 S * 10/2013 Song D12/184
D692,798 S 11/2013 Thurber
D695,172 S * 12/2013 Kavaja D12/184
D698,713 S * 2/2014 Endo D12/184
D699,649 S * 2/2014 Okue D12/184
D703,596 S * 4/2014 Campbell D12/184
D704,607 S * 5/2014 Thurber D12/184
D707,600 S * 6/2014 Johnson D12/184
D711,299 S * 8/2014 Laviolette D12/184
D711,300 S * 8/2014 Laviolette D12/184
D711,797 S * 8/2014 Tsuchida D12/184
D716,708 S * 11/2014 Beermann D12/184
D718,687 S * 12/2014 Ishizuka D12/184
D719,074 S * 12/2014 Koizumi D12/184
D722,930 S * 2/2015 George D12/184
D731,373 S * 6/2015 Howell D12/184
D735,101 S * 7/2015 Nissl D12/184
D740,188 S * 10/2015 Blanski D12/184
D741,223 S * 10/2015 Kim D12/91
D746,193 S * 12/2015 Glover D12/184
D748,023 S * 1/2016 Nissl D12/184
D749,027 S * 2/2016 McMahan D12/184

(Continued)

Primary Examiner — Rosemary K Tarcza
Assistant Examiner — Yolanda Robinson
(74) *Attorney, Agent, or Firm* — Reising Ethington P.C.

(57) **CLAIM**
The ornamental design for a vehicle front fender, as shown and described.

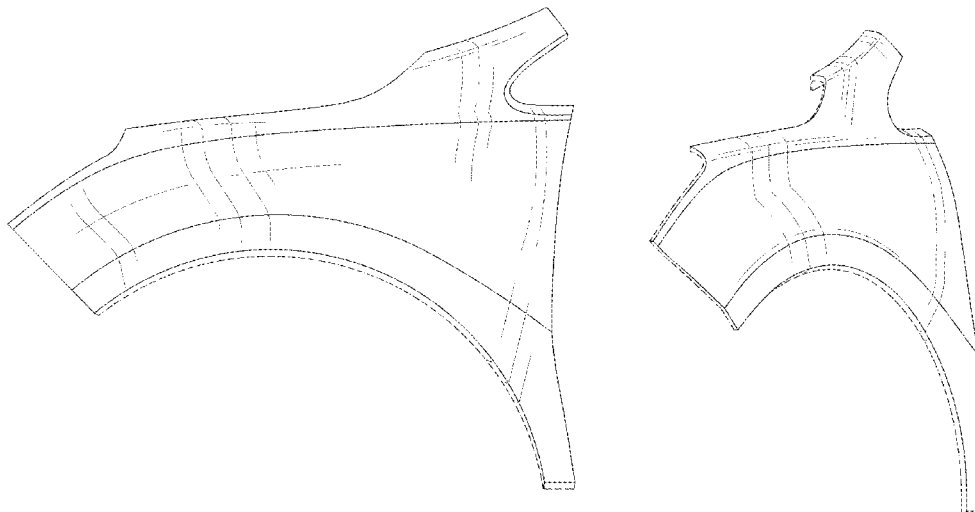
(56) **References Cited**
U.S. PATENT DOCUMENTS

D516,464 S * 3/2006 Parkinson D12/92
D608,691 S * 1/2010 Zak, Jr. D12/91
D660,214 S * 5/2012 Cartabiano D12/184
D679,230 S * 4/2013 Aikawa D12/184
D680,928 S * 4/2013 Tani D12/184
D681,523 S * 5/2013 Messale D12/184
D683,679 S * 6/2013 Platto D12/184
D685,305 S * 7/2013 Tase D12/184
D685,705 S * 7/2013 Munson D12/184
D686,125 S * 7/2013 McCabe D12/184
D686,536 S * 7/2013 McCabe D12/92

DESCRIPTION

FIG. 1 is a side elevation view of the vehicle front fender; FIG. 2 is a top plan view thereof; FIG. 3 is a front view thereof; and, FIG. 4 is a perspective view thereof. The broken lines shown in the drawings depict portions of the vehicle front fender that form no part of the claimed design.

1 Claim, 2 Drawing Sheets



US D766,149 S

Page 2

(56)

References Cited

U.S. PATENT DOCUMENTS

9,278,716 B1 * 3/2016 Joseph B62D 25/18
2016/0059901 A1 * 3/2016 Joseph B62D 25/18
296/198

D750,001 S * 2/2016 Thole D12/184 * cited by examiner

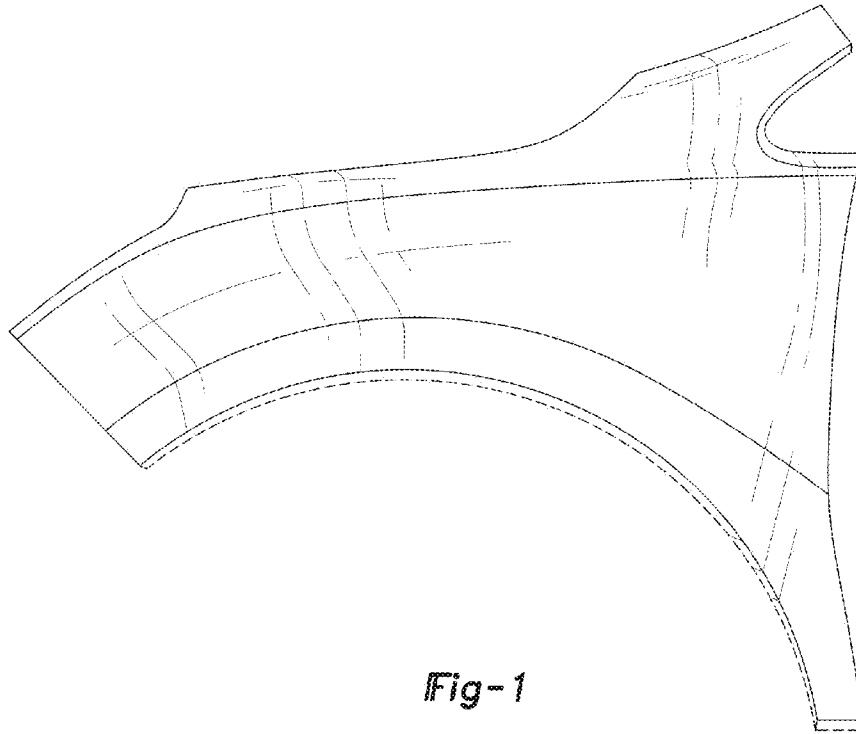


Fig-1

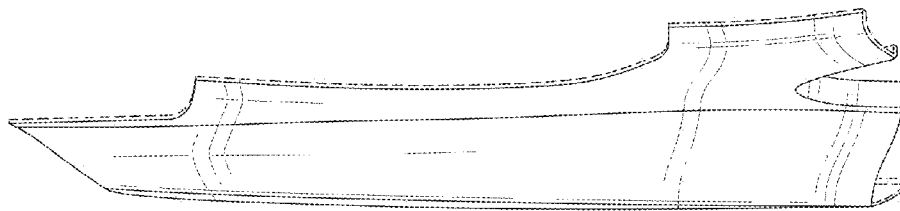


Fig-2

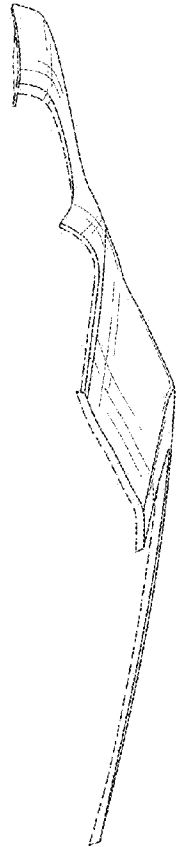


Fig-3

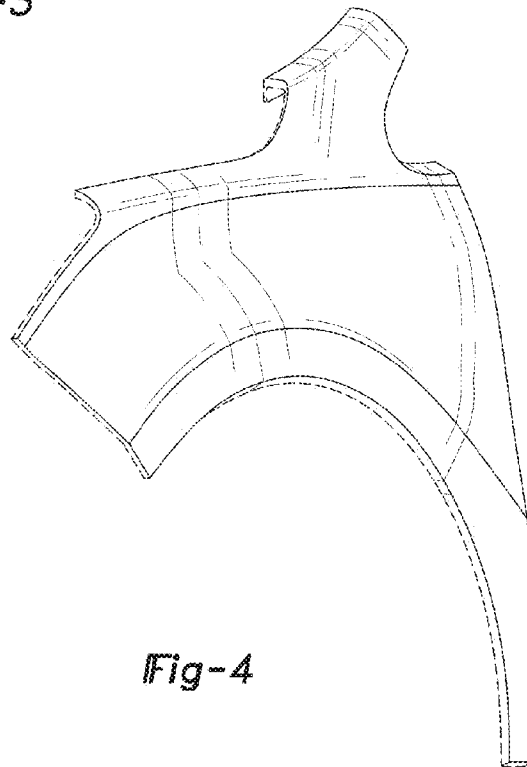


Fig-4