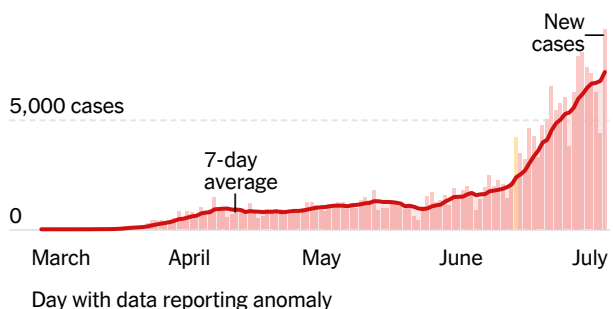


Texas Coronavirus Map and Case Count

By The New York Times Updated July 7, 2020, 2:10 P.M. E.T.



TOTAL CASES
210,117

DEATHS
2,734

Includes confirmed and probable cases where available

- Map
- By county
- New cases
- Tips
- Latest news »

There have been at least 210,117 cases of coronavirus in Texas, according to a New York Times database. As of Tuesday afternoon, at least 2,734 people had died.

Cases in Texas

Total cases	Deaths	Per capita	Hot spots
-------------	--------	------------	-----------



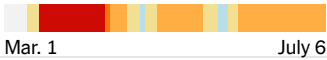

Use two fingers to pan and zoom. Tap for details.

Sources: State and local health agencies and hospitals.

► [About this data](#)

Cases by county

+ Show all

	▼ CASES	PER 100,000	DEATHS	PER 100,000	WHEN CASES WERE...	
					DOWN	UP
Texas	210,117	725	2,734	9		Mar. 1 July 6
Harrison	363	545	30	45		

Show less

► [About this data](#)

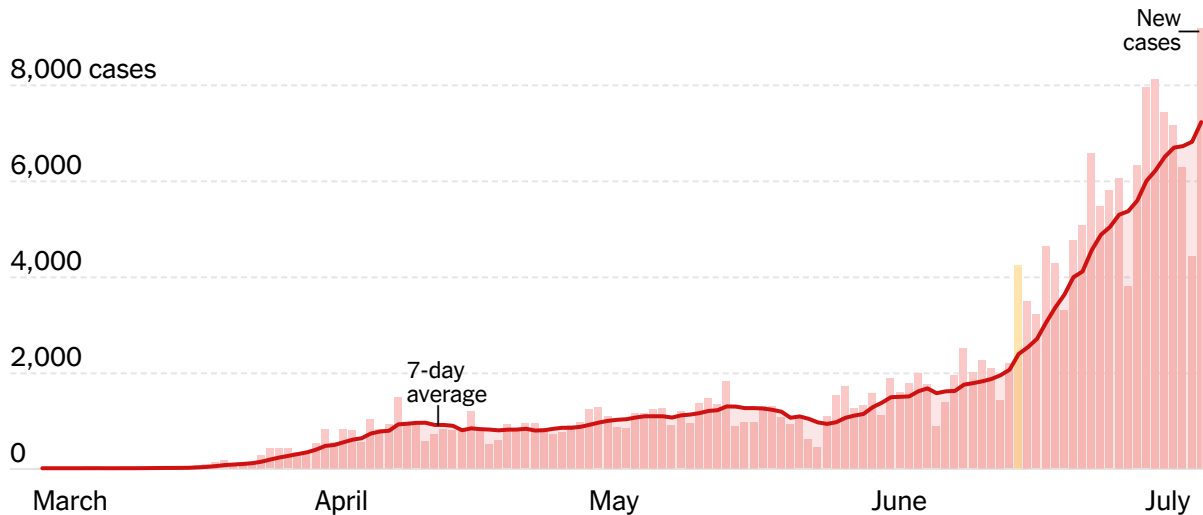
In the tallies shown on this page, The Times is now including cases and deaths in some counties that have been identified by public health officials as probable coronavirus patients.

The New York Times is engaged in a comprehensive effort to track details about every reported case in the United States, collecting information from federal, state and local officials around the clock. The numbers in this

article are being updated several times a day based on the latest information our journalists are gathering from around the country.

We're tracking what has reopened in Texas »

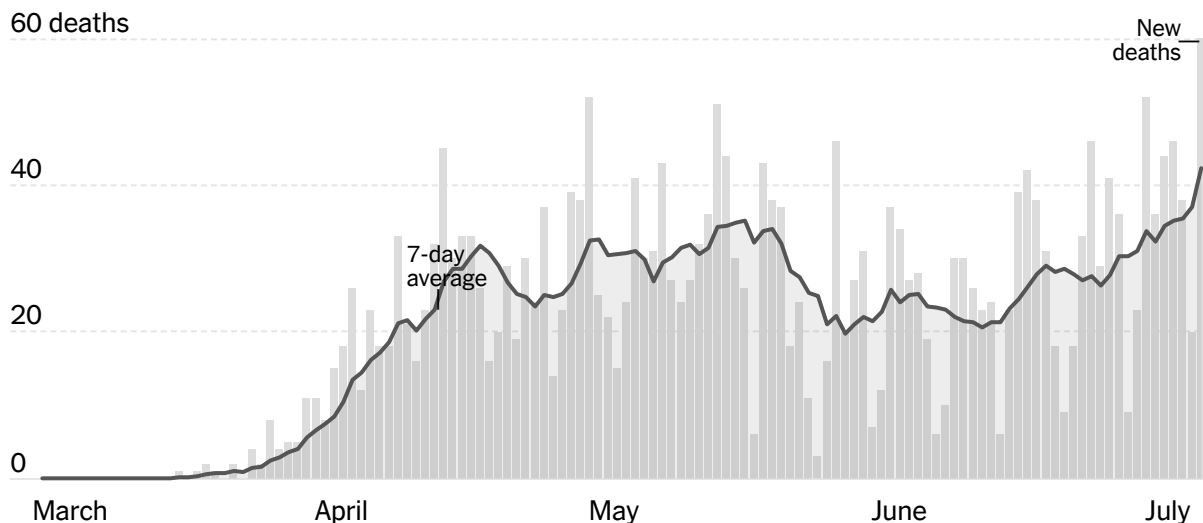
New reported cases by day in Texas



These are days with a data reporting anomaly. The Times is working to provide more information.

Note: The seven-day average is the average of a day and the previous six days of data.

New reported deaths by day in Texas



Note: Scale for deaths chart is adjusted from cases chart to display trend.

The New York Times has found that official tallies in the United States and in more than a dozen other countries have undercounted deaths during the coronavirus outbreak because of limited testing availability.

About the data

In data for the United States, The Times is now including cases and deaths that have been identified by public health officials as probable coronavirus patients. Some states and counties only report figures in which a coronavirus infection was confirmed through testing. Because confirmed cases are widely considered to be an undercount of the true toll, some state and local governments have started identifying probable cases and deaths using criteria that were developed by states and the federal government.

Confirmed cases and deaths are counts of individuals whose coronavirus infections were confirmed by a laboratory test. **Probable cases and deaths** count individuals who did not have a confirmed test but were evaluated using criteria developed by national and local governments. Some governments are reporting only confirmed cases, while others are reporting both confirmed and probable numbers. And there is also another set of governments that are reporting the two types of numbers combined without providing a way to separate the confirmed from the probable. The Times is now using the total of confirmed and probable counts when they are available individually or combined. Otherwise only the confirmed count will be shown.

Governments often revise data or report a large increase in cases on a single day without historical revisions, which can cause an irregular pattern in the daily reported figures. The Times is excluding these anomalies from seven-day averages when possible.

Read more about the methodology and download county-level data for coronavirus cases in the United States from The New York Times on GitHub.

Tracking the Coronavirus

World | **World Deaths** | **U.S. Cities** | **U.S. Deaths** | **Nursing homes** |
New York City | **Reopening** | **Vaccines**

Countries

Germany	Mexico	U.K.
India	Spain	United States
Italy		

State by state

Alabama	Maine	Oregon
Alaska	Maryland	Pennsylvania
Arizona	Massachusetts	Puerto Rico
Arkansas	Michigan	Rhode Island
California	Minnesota	South Carolina
Colorado	Mississippi	South Dakota
Connecticut	Missouri	Tennessee
Delaware	Montana	Texas
Florida	Nebraska	Utah
Georgia	Nevada	Vermont
Hawaii	New Hampshire	Virginia
Idaho	New Jersey	Washington
Illinois	New Mexico	Washington, D.C.
Indiana	New York	West Virginia
Iowa	North Carolina	Wisconsin
Kansas	North Dakota	Wyoming
Kentucky	Ohio	
Louisiana	Oklahoma	

ADVERTISEMENT

What you can do

Experts' understanding of how the Covid-19 works is growing. It seems that there are four factors that most likely play a role: how close you get to an infected person; how long you are near that person; whether that person expels viral droplets on or near you; and how much you touch your face afterwards

Explore Litigation Insights

Docket Alarm provides insights to develop a more informed litigation strategy and the peace of mind of knowing you're on top of things.

Real-Time Litigation Alerts



Keep your litigation team up-to-date with **real-time alerts** and advanced team management tools built for the enterprise, all while greatly reducing PACER spend.

Our comprehensive service means we can handle Federal, State, and Administrative courts across the country.

Advanced Docket Research



With over 230 million records, Docket Alarm's cloud-native docket research platform finds what other services can't. Coverage includes Federal, State, plus PTAB, TTAB, ITC and NLRB decisions, all in one place.

Identify arguments that have been successful in the past with full text, pinpoint searching. Link to case law cited within any court document via Fastcase.

Analytics At Your Fingertips



Learn what happened the last time a particular judge, opposing counsel or company faced cases similar to yours.

Advanced out-of-the-box PTAB and TTAB analytics are always at your fingertips.

API

Docket Alarm offers a powerful API (application programming interface) to developers that want to integrate case filings into their apps.

LAW FIRMS

Build custom dashboards for your attorneys and clients with live data direct from the court.

Automate many repetitive legal tasks like conflict checks, document management, and marketing.

FINANCIAL INSTITUTIONS

Litigation and bankruptcy checks for companies and debtors.

E-DISCOVERY AND LEGAL VENDORS

Sync your system to PACER to automate legal marketing.