

UNITED STATES PATENT AND TRADEMARK OFFICE
CERTIFICATE OF CORRECTION

PATENT NO. : 8,168,620 B2
APPLICATION NO. : 10/518016
DATED : May 1, 2012
INVENTOR(S) : Amar Lulla et al.

Page 1 of 1

It is certified that error appears in the above-identified patent and that said Letters Patent is hereby corrected as shown below:

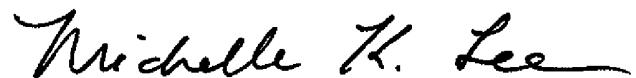
In the claims:

Column 12, Claim 7, Line 7; Replace: "a suspending agent a thickening agent" with --a suspending agent, a thickening agent--

Column 12, Claim 10, Lines 20-21; Replace: "phenyl mercury borate, or benzoic acid" with --phenyl mercury borate, benzoic acid--

Column 13, Claim 24, Lines 19-20; Replace: "dosage form of as a nasal spray" with --dosage form of a nasal spray--

Signed and Sealed this
Eighteenth Day of November, 2014



Michelle K. Lee
Deputy Director of the United States Patent and Trademark Office


IN THE UNITED STATES PATENT AND TRADEMARK OFFICE

Patentees:	Amar Lulla, et al.	§	
Patent No.:	8,168,620 B2	§	Group Art Unit: 1616
Issued:	May 1, 2012	§	
For:	COMBINATION OF AZELASTINE AND STEROIDS	§	Examiner: Thor B. Nielson
		§	
		§	Confirmation No.: 4912
		§	
		§	

Mail Stop: Certificate of Correction Branch
 Commissioner for Patents
 PO Box 1450
 Alexandria, VA 22313-1450

CERTIFICATE OF FILING

Pursuant to 37 C.F.R. § 1.8, I hereby certify that this correspondence is being electronically submitted to the U.S. Patent and Trademark Office website, www.uspto.gov, on

09-18-2014

 Adijuma Krenzer

PETITION FOR CERTIFICATE OF CORRECTION

Commissioner:


Patentees hereby request that a Certificate of Correction be issued pursuant to 37 C.F.R. §1.322 and 37 C.F.R. §1.323 to correct the mistakes as set out in the attached draft certificate.

The mistakes to be corrected are minor and editorial in nature. The Commissioner is hereby authorized to charge payment of any fees associated with submission of the Certificate of Correction submitted herewith to Deposit Account 50-1515, Conley Rose, P.C.

Respectfully submitted,

Date: 9-18-14

CONLEY ROSE, P.C.
 5601 Granite Parkway, Suite 500
 Plano, Texas 75024
 (972) 731-2288
 (972) 731-2289 (fax)



Rodney B. Carroll
 Reg. No. 39,624

ATTORNEY FOR APPLICANTS

**UNITED STATES PATENT AND TRADEMARK OFFICE
CERTIFICATE OF CORRECTION**

Page 1 of 1

PATENT NO. : 8168620
 APPLICATION NO.: 10518016
 ISSUE DATE : May 1, 2012
 INVENTOR(S) : Amar Lulla, Geena Malhotra

It is certified that an error appears or errors appear in the above-identified patent and that said Letters Patent is hereby corrected as shown below:

In the claims:

Column 12, Claim 7, Line 7; Replace: "a suspending agent a thickening agent" with --a suspending agent, a thickening agent--
 Column 12, Claim 10, Lines 20-21; Replace: "phenyl mercury borate, or benzoic acid" with --phenyl mercury borate, benzoic acid--
 Column 13, Claim 24, Lines 19-20; Replace: "dosage form of as a nasal spray" with --dosage form of a nasal spray--

MAILING ADDRESS OF SENDER (Please do not use customer number below):

Conley Rose, P.C., Rodney B. Carroll
 5601 Granite Parkway, Suite 500
 Plano, Texas 75024

This collection of information is required by 37 CFR 1.322, 1.323, and 1.324. The information is required to obtain or retain a benefit by the public which is to file (and by the USPTO to process) an application. Confidentiality is governed by 35 U.S.C. 122 and 37 CFR 1.14. This collection is estimated to take 1.0 hour to complete, including gathering, preparing, and submitting the completed application form to the USPTO. Time will vary depending upon the individual case. Any comments on the amount of time you require to complete this form and/or suggestions for reducing this burden, should be sent to the Chief Information Officer, U.S. Patent and Trademark Office, U.S. Department of Commerce, P.O. Box 1450, Alexandria, VA 22313-1450. DO NOT SEND FEES OR COMPLETED FORMS TO THIS ADDRESS. SEND TO: Attention Certificate of Corrections Branch, Commissioner for Patents, P.O. Box 1450, Alexandria, VA 22313-1450.

If you need assistance in completing the form, call 1-800-PTO-9199 and select option 2.



APPLICATION NO.	ISSUE DATE	PATENT NO.	ATTORNEY DOCKET NO.	CONFIRMATION NO.
10/518,016	05/01/2012	8168620	CRT/20632 US (4137-04700)	4912

30652 7590 04/11/2012
CONLEY ROSE, P.C.
5601 GRANITE PARKWAY, SUITE 750
PLANO, TX 75024

ISSUE NOTIFICATION

The projected patent number and issue date are specified above.

Determination of Patent Term Adjustment under 35 U.S.C. 154 (b) (application filed on or after May 29, 2000)

The Patent Term Adjustment is 987 day(s). Any patent to issue from the above-identified application will include an indication of the adjustment on the front page.

If a Continued Prosecution Application (CPA) was filed in the above-identified application, the filing date that determines Patent Term Adjustment is the filing date of the most recent CPA.

Applicant will be able to obtain more detailed information by accessing the Patent Application Information Retrieval (PAIR) WEB site (<http://pair.uspto.gov>).

Any questions regarding the Patent Term Extension or Adjustment determination should be directed to the Office of Patent Legal Administration at (571)-272-7702. Questions relating to issue and publication fee payments should be directed to the Application Assistance Unit (AAU) of the Office of Data Management (ODM) at (571)-272-4200.

APPLICANT(s) (Please see PAIR WEB site <http://pair.uspto.gov> for additional applicants):

Amar Lulla, Mumbai, INDIA;
Geena Malhotra, Mumbai, INDIA;

**INFORMATION DISCLOSURE
STATEMENT BY APPLICANT**
(Not for submission under 37 CFR 1.99)

Application Number		10518016
Filing Date		2005-07-06
First Named Inventor	Amar Lulla	
Art Unit	1616	
Examiner Name	Thor B. Nielsen	
Attorney Docket Number	CRT/20632 US(4137-04700)	

	9	4710495		1987-12-01	Bodor	
	10	5837699		1998-11-17	Sequeira, et al.	
	11	3755302		1973-08-28	Ercoli, et al.	
	12	3557162		1971-01-19	Voorschoten, et al.	
	13	5420120		1995-05-30	Boltralik	
	14	3828080		1974-08-06	May, et al.	
	15	5081113		1992-01-14	Claussner, et al.	
Change(s) applied to document /J.L.B./ 3/28/2012	16	4861765		1989-08-29	Jouvoinal Mitsukuchi et al.	
	17	4267173		1981-05-12	Draper	
	18	4221787		1980-09-09	Bodor, et al.	
	19	5608093		1997-03-04	Stache, et al.	

INFORMATION DISCLOSURE STATEMENT BY APPLICANT (Not for submission under 37 CFR 1.99)	Application Number		10518016
	Filing Date		2005-07-06
	First Named Inventor	Amar Lulla	
	Art Unit	1616	
	Examiner Name	Thor B. Nielsen	
	Attorney Docket Number	CRT/20632 US(4137-04700)	

U.S.PATENTS						Remove
Examiner Initial*	Cite No	Patent Number	Kind Code ¹	Issue Date	Name of Patentee or Applicant of cited Document	Pages, Columns, Lines where Relevant Passages or Relevant Figures Appear
	1	4198403		1980-04-15	Alvarez	
	2	6261539		2001-07-17	Adjei, et al.	
	3	4187301		1980-02-05	Edwards	
	4	5972920		1999-10-26	Seidel	
	5	4377575		1983-03-22	Stache et al. Phillipps, et al.	
Change(s) applied to document, /J.L.B./ 3/28/2012	6	3856828		1974-12-24	Phillipps, et al.	
	7	4113680		1978-09-12	Kamano, et al.	
	8	4093721		1978-06-06	Phillipps, et al.	

/Thor Nielsen/

01/13/2012

**INFORMATION DISCLOSURE
STATEMENT BY APPLICANT**
(Not for submission under 37 CFR 1.99)

Application Number		10518016
Filing Date		2005-07-06
First Named Inventor	Amar Lulla	
Art Unit	1616	
Examiner Name	Thor B. Nielsen	
Attorney Docket Number	CRT/20632 US(4137-04700)	

46	0154481	WO		2001-08-02	Rohm and Haas Company	<input type="checkbox"/>
47	1191965	GB		1970-05-13	Warner-Lambert Pharmaceutical Company	<input type="checkbox"/>
48	0048587	WO		2000-08-24	Novartis AG, et al.	<input type="checkbox"/>
Change(s) applied to document /JLB/ 4/3/2012	49	0104118	WO	1/2001 2011-01-10	Almirall Prodesfarma S.A.	<input type="checkbox"/>
	50	0157025	WO	2001-08-09	Pfizer Products Inc.	<input type="checkbox"/>

If you wish to add additional Foreign Patent Document citation information please click the Add button **Add**

NON-PATENT LITERATURE DOCUMENTS

Remove

Examiner Initials*	Cite No	Include name of the author (in CAPITAL LETTERS), title of the article (when appropriate), title of the item (book, magazine, journal, serial, symposium, catalog, etc), date, pages(s), volume-issue number(s), publisher, city and/or country where published.	T ⁵
	1	"Azelastine," STN Registry No. 58581-89-8, STN Registry File, Retrieved 2010-11-23, page 1.	<input type="checkbox"/>
	2	"Fluticasone Furoate," STN Registry No. 397864-44-7, STN Registry File, Retrieved 2010-11-23, page 1.	<input type="checkbox"/>
	3	Astelin (azelastine hydrochloride) Nasal Spray, MedPointe Pharmaceuticals, 2006, U.S. Physicians Desk Reference, pp. 1876-1877.	<input type="checkbox"/>
	4	Veramyst (fluticasone furoate) Nasal Spray, GlaxoSmithKline, 2007, Summary Sheet, pp. 1-20.	<input type="checkbox"/>

/Thor Nielsen/

01/13/2012



UNITED STATES PATENT AND TRADEMARK OFFICE

UNITED STATES DEPARTMENT OF COMMERCE
United States Patent and Trademark Office
Address: COMMISSIONER FOR PATENTS
P.O. Box 1450
Alexandria, Virginia 22313-1450
www.uspto.gov

Table with 5 columns: APPLICATION NO., FILING DATE, FIRST NAMED INVENTOR, ATTORNEY DOCKET NO., CONFIRMATION NO.
Row 1: 10/518,016, 07/06/2005, Amar Lulla, CRT/20632 US (4137-04700), 4912
Row 2: 30652, 7590, 03/20/2012, CONLEY ROSE, P.C., 5601 GRANITE PARKWAY, SUITE 750, PLANO, TX 75024
Row 3: EXAMINER NIELSEN, THOR B
Row 4: ART UNIT 1616, PAPER NUMBER
Row 5: MAIL DATE 03/20/2012, DELIVERY MODE PAPER

Please find below and/or attached an Office communication concerning this application or proceeding.

The time period for reply, if any, is set in the attached communication.



UNITED STATES DEPARTMENT OF COMMERCE

U.S. Patent and Trademark Office

Address : COMMISSIONER FOR PATENTS

P.O. Box 1450

Alexandria, Virginia 22313-1450

APPLICATION NO./ CONTROL NO.	FILING DATE	FIRST NAMED INVENTOR / PATENT IN REEXAMINATION	ATTORNEY DOCKET NO.
10/518,016 04700)	06 July, 2005	LULLA ET AL.	CRT/20632 US (4137-

CONLEY ROSE, P.C. 5601 GRANITE PARKWAY, SUITE 750 PLANO, TX 75024	EXAMINER	
	THOR NIELSEN	
	ART UNIT	PAPER
	1616	20120315

DATE MAILED:

Please find below and/or attached an Office communication concerning this application or proceeding.

Commissioner for Patents

The references identified on the attached Information Disclosure Statement, filed on 02/23/2012, have been considered. TBN

/T. N./
Examiner, Art Unit 1616

INFORMATION DISCLOSURE STATEMENT BY APPLICANT (Not for submission under 37 CFR 1.99)	Application Number		10518016	
	Filing Date		2005-07-06	
	First Named Inventor	Amar Lulla		
	Art Unit	1616		
	Examiner Name	Thor B. Nielsen		
	Attorney Docket Number	CRT/20632 US (4137-04700)		

U.S.PATENTS						Remove
Examiner Initial*	Cite No	Patent Number	Kind Code ¹	Issue Date	Name of Patentee or Applicant of cited Document	Pages,Columns,Lines where Relevant Passages or Relevant Figures Appear
	1					

If you wish to add additional U.S. Patent citation information please click the Add button. Add

U.S.PATENT APPLICATION PUBLICATIONS						Remove
Examiner Initial*	Cite No	Publication Number	Kind Code ¹	Publication Date	Name of Patentee or Applicant of cited Document	Pages,Columns,Lines where Relevant Passages or Relevant Figures Appear
	1					

If you wish to add additional U.S. Published Application citation information please click the Add button. Add

FOREIGN PATENT DOCUMENTS								Remove
Examiner Initial*	Cite No	Foreign Document Number ³	Country Code ² j	Kind Code ⁴	Publication Date	Name of Patentee or Applicant of cited Document	Pages,Columns,Lines where Relevant Passages or Relevant Figures Appear	T ⁵
	1							<input type="checkbox"/>

If you wish to add additional Foreign Patent Document citation information please click the Add button. Add

NON-PATENT LITERATURE DOCUMENTS				Remove
Examiner Initials*	Cite No	Include name of the author (in CAPITAL LETTERS), title of the article (when appropriate), title of the item (book, magazine, journal, serial, symposium, catalog, etc), date, pages(s), volume-issue number(s), publisher, city and/or country where published.		T ⁵

/Thor Nielsen/

03/15/2012

**INFORMATION DISCLOSURE
STATEMENT BY APPLICANT**
(Not for submission under 37 CFR 1.99)

Application Number		10518016
Filing Date		2005-07-06
First Named Inventor	Amar Lulla	
Art Unit	1616	
Examiner Name	Thor B. Nielsen	
Attorney Docket Number	CRT/20632 US (4137-04700)	

1	Office Action dated March 29, 2011 (3 pages) from counterpart application, AU2009243422.	<input type="checkbox"/>
2	Astelin (azelastine hydrochloride) Nasal Spray, MedPointe Pharmaceuticals, 2006, U.S. Physicians Desk Reference, pp. 1876-1877.	<input type="checkbox"/>
3	Veramyst (fluticasone furoate) Nasal Spray, GlaxoSmithKline, 2007, Summary Sheet, pp. 1-20.	<input type="checkbox"/>
4	BARNES, PETER J., "Chronic obstructive pulmonary disease: new opportunities for drug development," Trends in Pharmacological Sciences, Vol. 19, No. 10, 1998, pp. 415-423.	<input type="checkbox"/>
5	BARNES, PETER J., "Novel approaches and targets for treatment of chronic obstructive pulmonary disease," American Journal of Respiratory and Critical Care Medicine, Vol. 160, 1999, pp. S72-S79.	<input type="checkbox"/>
6	BARNES, PETER J., "Efficacy of inhaled corticosteroids in asthma," The Journal of Allergy and Clinical Immunology, Vol. 102, No. 4, 1998, pp. 531-538, 1998.	<input type="checkbox"/>
7	BOWLER, SIMON, "Long acting beta agonists," AUSTRALIAN FAMILY PHYSICIAN, Vol. 27, No. 12, 1998, pp. 1115, 1117-1118, plus cover.	<input type="checkbox"/>
8	KNOBIL, K., et al., "Adding salmeterol is more effective than increasing the dose of fluticasone for patients with asthma who are symptomatic on low dose fluticasone," European Respiratory Review, Copenhagen, DK, Vol. 12, Suppl. 29, December 1998 (1998-12), pages 19S-20S.	<input type="checkbox"/>
9	LUMRY, WILLIAM R., "A review of the preclinical and clinical data of newer intranasal steroids in the treatment of allergic rhinitis," Allergy Clin. Immunol., October 1999, 104 (4 Pt 1), pp. S150-S158 plus one correction page.	<input type="checkbox"/>
10	MELTZER, et al., "Onset of therapeutic effect of fluticasone propionate aqueous nasal spray," Ann. Allergy Asthma Immunol., 2001, Vol. 86, No. 3, pp. 286-291.	<input type="checkbox"/>
11	MÖLLMANN, H., et al., "Handbook of pharmacokinetic / pharmacodynamic correlation, Chapter 14, Pharmacokinetic-Pharmacodynamic Correlations of Corticosteroids, 323-336, CRC Press, 1995. /Thor Nielsen/	<input type="checkbox"/>

**INFORMATION DISCLOSURE
STATEMENT BY APPLICANT**
(Not for submission under 37 CFR 1.99)

Application Number	10518016
Filing Date	2005-07-06
First Named Inventor	Amar Lulla
Art Unit	1616
Examiner Name	Thor B. Nielsen
Attorney Docket Number	CRT/20632 US (4137-04700)

12	NAEDELE-RISHA, R., et al., "Dual components of optimal asthma therapy: scientific and clinical rationale for the use of long acting beta-agonists with inhaled corticosteroids," THE JOURNAL OF THE AMERICAN OSTEOPATHIC ASSOCIATION, Vol. 101, No. 9, September 2001, pp. 526-533.	<input type="checkbox"/>
13	O'CONNOR, B. J., "Combination therapy," Pulmonary Pharmacology and Therapeutics, Vol. 11, No. 5/6, 1998, pp. 397-399.	<input type="checkbox"/>
14	HOLGATE, STEPHEN T., Difficult Asthma, 1999, cover page and publishing information.	<input type="checkbox"/>
15	PCT/GB01/03495, International Preliminary Examination Report, date of mailing: August 30, 2002.	<input type="checkbox"/>
16	POPPER, T. L., et al., "Structure-activity relationship of a series of novel topical corticosteroids," Journal of Steroid Biochemistry, 1987, Vol. 27, pp. 837-843.	<input type="checkbox"/>
17	TANAKA, et al., "Synthesis of 4H-furo[3,2-b]indole derivatives. III (1). Preparation of 4H-furo[3,2-b]indole-2-carboxylic acid derivatives," Journal Heterocyclic Chemistry, Vol. 16, pp. 785-788, 1979.	<input type="checkbox"/>
18	UENO, et al., "Synthesis and evaluation of antiinflammatory activities of a series of corticosteroid 17. Alpha - esters containing a functional group," JOURNAL OF MEDICINAL CHEMISTRY, AMERICAN CHEMICAL SOCIETY, Vol. 34, No. 8, August 1991, pp. 2468-2473.	<input type="checkbox"/>
19	VAN DER MOLEN, et al., "Effects of the long acting beta agonist formoterol on asthma control in asthmatic patients using inhaled corticosteroids," Thorax, Vol. 52, No. 6, 1997, pp. 535-539.	<input type="checkbox"/>
20	Comparative data of azelastine with steroids, 2011.	<input type="checkbox"/>
21	Malhotra Exhibit B, August 2011.	<input type="checkbox"/>
22	PETTERSSON, BERTIL, et al., "Re-evaluation of the classical mycoplasma lipophilum cluster (Weisburg, et al., 1989) and description of two new clusters in the hominis group based on 16S rDNA sequences," Int'l Journal of Systematic & Evolutionary Microbiology, 2001, Vol. 51, pp. 633-643.	<input type="checkbox"/>

/Thor Nielsen/

03/15/2012

INFORMATION DISCLOSURE STATEMENT BY APPLICANT (Not for submission under 37 CFR 1.99)	Application Number	10518016
	Filing Date	2005-07-06
	First Named Inventor	Amar Lulla
	Art Unit	1616
	Examiner Name	Thor B. Nielsen
	Attorney Docket Number	CRT/20632 US (4137-04700)

If you wish to add additional non-patent literature document citation information please click the Add button **Add**

EXAMINER SIGNATURE

Examiner Signature	/Thor Nielsen/	Date Considered	03/15/2012
--------------------	----------------	-----------------	------------

*EXAMINER: Initial if reference considered, whether or not citation is in conformance with MPEP 609. Draw line through a citation if not in conformance and not considered. Include copy of this form with next communication to applicant.

¹ See Kind Codes of USPTO Patent Documents at www.USPTO.GOV or MPEP 901.04. ² Enter office that issued the document, by the two-letter code (WIPO Standard ST.3). ³ For Japanese patent documents, the indication of the year of the reign of the Emperor must precede the serial number of the patent document. ⁴ Kind of document by the appropriate symbols as indicated on the document under WIPO Standard ST.16 if possible. ⁵ Applicant is to place a check mark here if English language translation is attached.

INFORMATION DISCLOSURE STATEMENT BY APPLICANT (Not for submission under 37 CFR 1.99)	Application Number		10518016
	Filing Date		2005-07-06
	First Named Inventor	Amar Lulla	
	Art Unit		1616
	Examiner Name	Thor B. Nielsen	
	Attorney Docket Number		CRT/20632 US (4137-04700)

CERTIFICATION STATEMENT

Please see 37 CFR 1.97 and 1.98 to make the appropriate selection(s):

That each item of information contained in the information disclosure statement was first cited in any communication from a foreign patent office in a counterpart foreign application not more than three months prior to the filing of the information disclosure statement. See 37 CFR 1.97(e)(1).

OR

That no item of information contained in the information disclosure statement was cited in a communication from a foreign patent office in a counterpart foreign application, and, to the knowledge of the person signing the certification after making reasonable inquiry, no item of information contained in the information disclosure statement was known to any individual designated in 37 CFR 1.56(c) more than three months prior to the filing of the information disclosure statement. See 37 CFR 1.97(e)(2).

- See attached certification statement.
- The fee set forth in 37 CFR 1.17 (p) has been submitted herewith.
- A certification statement is not submitted herewith.

SIGNATURE

A signature of the applicant or representative is required in accordance with CFR 1.33, 10.18. Please see CFR 1.4(d) for the form of the signature.

Signature	/Rodney B. Carroll/	Date (YYYY-MM-DD)	2012-02-23
Name/Print	Rodney B. Carroll	Registration Number	39624

This collection of information is required by 37 CFR 1.97 and 1.98. The information is required to obtain or retain a benefit by the public which is to file (and by the USPTO to process) an application. Confidentiality is governed by 35 U.S.C. 122 and 37 CFR 1.14. This collection is estimated to take 1 hour to complete, including gathering, preparing and submitting the completed application form to the USPTO. Time will vary depending upon the individual case. Any comments on the amount of time you require to complete this form and/or suggestions for reducing this burden, should be sent to the Chief Information Officer, U.S. Patent and Trademark Office, U.S. Department of Commerce, P.O. Box 1450, Alexandria, VA 22313-1450. DO NOT SEND FEES OR COMPLETED FORMS TO THIS ADDRESS. **SEND TO: Commissioner for Patents, P.O. Box 1450, Alexandria, VA 22313-1450.**

/Thor Nielsen/

03/15/2012

Privacy Act Statement

The Privacy Act of 1974 (P.L. 93-579) requires that you be given certain information in connection with your submission of the attached form related to a patent application or patent. Accordingly, pursuant to the requirements of the Act, please be advised that: (1) the general authority for the collection of this information is 35 U.S.C. 2(b)(2); (2) furnishing of the information solicited is voluntary; and (3) the principal purpose for which the information is used by the U.S. Patent and Trademark Office is to process and/or examine your submission related to a patent application or patent. If you do not furnish the requested information, the U.S. Patent and Trademark Office may not be able to process and/or examine your submission, which may result in termination of proceedings or abandonment of the application or expiration of the patent.

The information provided by you in this form will be subject to the following routine uses:

1. The information on this form will be treated confidentially to the extent allowed under the Freedom of Information Act (5 U.S.C. 552) and the Privacy Act (5 U.S.C. 552a). Records from this system of records may be disclosed to the Department of Justice to determine whether the Freedom of Information Act requires disclosure of these records.
2. A record from this system of records may be disclosed, as a routine use, in the course of presenting evidence to a court, magistrate, or administrative tribunal, including disclosures to opposing counsel in the course of settlement negotiations.
3. A record in this system of records may be disclosed, as a routine use, to a Member of Congress submitting a request involving an individual, to whom the record pertains, when the individual has requested assistance from the Member with respect to the subject matter of the record.
4. A record in this system of records may be disclosed, as a routine use, to a contractor of the Agency having need for the information in order to perform a contract. Recipients of information shall be required to comply with the requirements of the Privacy Act of 1974, as amended, pursuant to 5 U.S.C. 552a(m).
5. A record related to an International Application filed under the Patent Cooperation Treaty in this system of records may be disclosed, as a routine use, to the International Bureau of the World Intellectual Property Organization, pursuant to the Patent Cooperation Treaty.
6. A record in this system of records may be disclosed, as a routine use, to another federal agency for purposes of National Security review (35 U.S.C. 181) and for review pursuant to the Atomic Energy Act (42 U.S.C. 218(c)).
7. A record from this system of records may be disclosed, as a routine use, to the Administrator, General Services, or his/her designee, during an inspection of records conducted by GSA as part of that agency's responsibility to recommend improvements in records management practices and programs, under authority of 44 U.S.C. 2904 and 2906. Such disclosure shall be made in accordance with the GSA regulations governing inspection of records for this purpose, and any other relevant (i.e., GSA or Commerce) directive. Such disclosure shall not be used to make determinations about individuals.
8. A record from this system of records may be disclosed, as a routine use, to the public after either publication of the application pursuant to 35 U.S.C. 122(b) or issuance of a patent pursuant to 35 U.S.C. 151. Further, a record may be disclosed, subject to the limitations of 37 CFR 1.14, as a routine use, to the public if the record was filed in an application which became abandoned or in which the proceedings were terminated and which application is referenced by either a published application, an application open to public inspections or an issued patent.
9. A record from this system of records may be disclosed, as a routine use, to a Federal, State, or local law enforcement agency, if the USPTO becomes aware of a violation or potential violation of law or regulation.

/Thor Nielsen/

03/15/2012

ALL REFERENCES CONSIDERED EXCEPT WHERE LINED THROUGH. /T.N./

INFORMATION DISCLOSURE STATEMENT BY APPLICANT (Not for submission under 37 CFR 1.99)	Application Number		10518016	
	Filing Date		2005-07-06	
	First Named Inventor	Amar Lulla		
	Art Unit	1616		
	Examiner Name	Thor B. Nielsen		
	Attorney Docket Number	CRT/20632 US (4137-04700)		

U.S.PATENTS						Remove
Examiner Initial*	Cite No	Patent Number	Kind Code ¹	Issue Date	Name of Patentee or Applicant of cited Document	Pages,Columns,Lines where Relevant Passages or Relevant Figures Appear
	1					

If you wish to add additional U.S. Patent citation information please click the Add button. Add

U.S.PATENT APPLICATION PUBLICATIONS						Remove
Examiner Initial*	Cite No	Publication Number	Kind Code ¹	Publication Date	Name of Patentee or Applicant of cited Document	Pages,Columns,Lines where Relevant Passages or Relevant Figures Appear
	1					

If you wish to add additional U.S. Published Application citation information please click the Add button. Add

FOREIGN PATENT DOCUMENTS								Remove
Examiner Initial*	Cite No	Foreign Document Number ³	Country Code ² j	Kind Code ⁴	Publication Date	Name of Patentee or Applicant of cited Document	Pages,Columns,Lines where Relevant Passages or Relevant Figures Appear	T ⁵
	1							<input type="checkbox"/>

If you wish to add additional Foreign Patent Document citation information please click the Add button. Add

NON-PATENT LITERATURE DOCUMENTS				Remove
Examiner Initials*	Cite No	Include name of the author (in CAPITAL LETTERS), title of the article (when appropriate), title of the item (book, magazine, journal, serial, symposium, catalog, etc), date, pages(s), volume-issue number(s), publisher, city and/or country where published.		T ⁵

**INFORMATION DISCLOSURE
STATEMENT BY APPLICANT**
(Not for submission under 37 CFR 1.99)

Application Number		10518016
Filing Date		2005-07-06
First Named Inventor	Amar Lulla	
Art Unit	1616	
Examiner Name	Thor B. Nielsen	
Attorney Docket Number	CRT/20632 US (4137-04700)	

1	Office Action dated March 29, 2011 (3 pages) from counterpart application, AU2009243422.	<input type="checkbox"/>
2	Astelin (azelastine hydrochloride) Nasal Spray, MedPointe Pharmaceuticals, 2006, U.S. Physicians Desk Reference, pp. 1876-1877.	<input type="checkbox"/>
3	Veramyst (fluticasone furoate) Nasal Spray, GlaxoSmithKline, 2007, Summary Sheet, pp. 1-20.	<input type="checkbox"/>
4	BARNES, PETER J., "Chronic obstructive pulmonary disease: new opportunities for drug development," Trends in Pharmacological Sciences, Vol. 19, No. 10, 1998, pp. 415-423.	<input type="checkbox"/>
5	BARNES, PETER J., "Novel approaches and targets for treatment of chronic obstructive pulmonary disease," American Journal of Respiratory and Critical Care Medicine, Vol. 160, 1999, pp. S72-S79.	<input type="checkbox"/>
6	BARNES, PETER J., "Efficacy of inhaled corticosteroids in asthma," The Journal of Allergy and Clinical Immunology, Vol. 102, No. 4, 1998, pp. 531-538, 1998.	<input type="checkbox"/>
7	BOWLER, SIMON, "Long acting beta agonists," AUSTRALIAN FAMILY PHYSICIAN, Vol. 27, No. 12, 1998, pp. 1115, 1117-1118, plus cover.	<input type="checkbox"/>
8	KNOBIL, K., et al., "Adding salmeterol is more effective than increasing the dose of fluticasone for patients with asthma who are symptomatic on low dose fluticasone," European Respiratory Review, Copenhagen, DK, Vol. 12, Suppl. 29, December 1998 (1998-12), pages 19S-20S.	<input type="checkbox"/>
9	LUMRY, WILLIAM R., "A review of the preclinical and clinical data of newer intranasal steroids in the treatment of allergic rhinitis," Allergy Clin. Immunol., October 1999, 104 (4 Pt 1), pp. S150-S158 plus one correction page.	<input type="checkbox"/>
10	MELTZER, et al., "Onset of therapeutic effect of fluticasone propionate aqueous nasal spray," Ann. Allergy Asthma Immunol., 2001, Vol. 86, No. 3, pp. 286-291.	<input type="checkbox"/>
11	MÖLLMANN, H., et al., "Handbook of pharmacokinetic / pharmacodynamic correlation, Chapter 14, Pharmacokinetic-Pharmacodynamic Correlations of Corticosteroids, 323-336, CRC Press, 1995.	<input type="checkbox"/>

INFORMATION DISCLOSURE STATEMENT BY APPLICANT (Not for submission under 37 CFR 1.99)	Application Number		10518016
	Filing Date		2005-07-06
	First Named Inventor	Amar Lulla	
	Art Unit		1616
	Examiner Name	Thor B. Nielsen	
	Attorney Docket Number		CRT/20632 US (4137-04700)

12	NAEDELE-RISHA, R., et al., "Dual components of optimal asthma therapy: scientific and clinical rationale for the use of long acting beta-agonists with inhaled corticosteroids," THE JOURNAL OF THE AMERICAN OSTEOPATHIC ASSOCIATION, Vol. 101, No. 9, September 2001, pp. 526-533.	<input type="checkbox"/>
13	O'CONNOR, B. J., "Combination therapy," Pulmonary Pharmacology and Therapeutics, Vol. 11, No. 5/6, 1998, pp. 397-399.	<input type="checkbox"/>
14	HOLGATE, STEPHEN T., Difficult Asthma, 1999, cover page and publishing information.	<input type="checkbox"/>
15	PCT/GB01/03495, International Preliminary Examination Report, date of mailing: August 30, 2002.	<input type="checkbox"/>
16	POPPER, T. L., et al., "Structure-activity relationship of a series of novel topical corticosteroids," Journal of Steroid Biochemistry, 1987, Vol. 27, pp. 837-843.	<input type="checkbox"/>
17	TANAKA, et al., "Synthesis of 4H-furo[3,2-b]indole derivatives. III (1). Preparation of 4H-furo[3,2-b]indole-2-carboxylic acid derivatives," Journal Heterocyclic Chemistry, Vol. 16, pp. 785-788, 1979.	<input type="checkbox"/>
18	UENO, et al., "Synthesis and evaluation of antiinflammatory activities of a series of corticosteroid 17. Alpha - esters containing a functional group," JOURNAL OF MEDICINAL CHEMISTRY, AMERICAN CHEMICAL SOCIETY, Vol. 34, No. 8, August 1991, pp. 2468-2473.	<input type="checkbox"/>
19	VAN DER MOLEN, et al., "Effects of the long acting beta agonist formoterol on asthma control in asthmatic patients using inhaled corticosteroids," Thorax, Vol. 52, No. 6, 1997, pp. 535-539.	<input type="checkbox"/>
20	Comparative data of azelastine with steroids, 2011.	<input type="checkbox"/>
21	Malhotra Exhibit B, August 2011.	<input type="checkbox"/>
22	PETTERSSON, BERTIL, et al., "Re-evaluation of the classical mycoplasma lipophilum cluster (Weisburg, et al., 1989) and description of two new clusters in the hominis group based on 16S rDNA sequences," Int'l Journal of Systematic & Evolutionary Microbiology, 2001, Vol. 51, pp. 633-643.	<input type="checkbox"/>

INFORMATION DISCLOSURE STATEMENT BY APPLICANT (Not for submission under 37 CFR 1.99)	Application Number	10518016
	Filing Date	2005-07-06
	First Named Inventor	Amar Lulla
	Art Unit	1616
	Examiner Name	Thor B. Nielsen
	Attorney Docket Number	CRT/20632 US (4137-04700)

If you wish to add additional non-patent literature document citation information please click the Add button **Add**

EXAMINER SIGNATURE

Examiner Signature		Date Considered	
--------------------	--	-----------------	--

*EXAMINER: Initial if reference considered, whether or not citation is in conformance with MPEP 609. Draw line through a citation if not in conformance and not considered. Include copy of this form with next communication to applicant.

¹ See Kind Codes of USPTO Patent Documents at www.USPTO.GOV or MPEP 901.04. ² Enter office that issued the document, by the two-letter code (WIPO Standard ST.3). ³ For Japanese patent documents, the indication of the year of the reign of the Emperor must precede the serial number of the patent document. ⁴ Kind of document by the appropriate symbols as indicated on the document under WIPO Standard ST.16 if possible. ⁵ Applicant is to place a check mark here if English language translation is attached.

INFORMATION DISCLOSURE STATEMENT BY APPLICANT (Not for submission under 37 CFR 1.99)	Application Number	10518016
	Filing Date	2005-07-06
	First Named Inventor	Amar Lulla
	Art Unit	1616
	Examiner Name	Thor B. Nielsen
	Attorney Docket Number	CRT/20632 US (4137-04700)

CERTIFICATION STATEMENT

Please see 37 CFR 1.97 and 1.98 to make the appropriate selection(s):

That each item of information contained in the information disclosure statement was first cited in any communication from a foreign patent office in a counterpart foreign application not more than three months prior to the filing of the information disclosure statement. See 37 CFR 1.97(e)(1).

OR

That no item of information contained in the information disclosure statement was cited in a communication from a foreign patent office in a counterpart foreign application, and, to the knowledge of the person signing the certification after making reasonable inquiry, no item of information contained in the information disclosure statement was known to any individual designated in 37 CFR 1.56(c) more than three months prior to the filing of the information disclosure statement. See 37 CFR 1.97(e)(2).

- See attached certification statement.
- The fee set forth in 37 CFR 1.17 (p) has been submitted herewith.
- A certification statement is not submitted herewith.

SIGNATURE

A signature of the applicant or representative is required in accordance with CFR 1.33, 10.18. Please see CFR 1.4(d) for the form of the signature.

Signature	/Rodney B. Carroll/	Date (YYYY-MM-DD)	2012-02-23
Name/Print	Rodney B. Carroll	Registration Number	39624

This collection of information is required by 37 CFR 1.97 and 1.98. The information is required to obtain or retain a benefit by the public which is to file (and by the USPTO to process) an application. Confidentiality is governed by 35 U.S.C. 122 and 37 CFR 1.14. This collection is estimated to take 1 hour to complete, including gathering, preparing and submitting the completed application form to the USPTO. Time will vary depending upon the individual case. Any comments on the amount of time you require to complete this form and/or suggestions for reducing this burden, should be sent to the Chief Information Officer, U.S. Patent and Trademark Office, U.S. Department of Commerce, P.O. Box 1450, Alexandria, VA 22313-1450. **DO NOT SEND FEES OR COMPLETED FORMS TO THIS ADDRESS. SEND TO: Commissioner for Patents, P.O. Box 1450, Alexandria, VA 22313-1450.**

Privacy Act Statement

The Privacy Act of 1974 (P.L. 93-579) requires that you be given certain information in connection with your submission of the attached form related to a patent application or patent. Accordingly, pursuant to the requirements of the Act, please be advised that: (1) the general authority for the collection of this information is 35 U.S.C. 2(b)(2); (2) furnishing of the information solicited is voluntary; and (3) the principal purpose for which the information is used by the U.S. Patent and Trademark Office is to process and/or examine your submission related to a patent application or patent. If you do not furnish the requested information, the U.S. Patent and Trademark Office may not be able to process and/or examine your submission, which may result in termination of proceedings or abandonment of the application or expiration of the patent.

The information provided by you in this form will be subject to the following routine uses:

1. The information on this form will be treated confidentially to the extent allowed under the Freedom of Information Act (5 U.S.C. 552) and the Privacy Act (5 U.S.C. 552a). Records from this system of records may be disclosed to the Department of Justice to determine whether the Freedom of Information Act requires disclosure of these records.
2. A record from this system of records may be disclosed, as a routine use, in the course of presenting evidence to a court, magistrate, or administrative tribunal, including disclosures to opposing counsel in the course of settlement negotiations.
3. A record in this system of records may be disclosed, as a routine use, to a Member of Congress submitting a request involving an individual, to whom the record pertains, when the individual has requested assistance from the Member with respect to the subject matter of the record.
4. A record in this system of records may be disclosed, as a routine use, to a contractor of the Agency having need for the information in order to perform a contract. Recipients of information shall be required to comply with the requirements of the Privacy Act of 1974, as amended, pursuant to 5 U.S.C. 552a(m).
5. A record related to an International Application filed under the Patent Cooperation Treaty in this system of records may be disclosed, as a routine use, to the International Bureau of the World Intellectual Property Organization, pursuant to the Patent Cooperation Treaty.
6. A record in this system of records may be disclosed, as a routine use, to another federal agency for purposes of National Security review (35 U.S.C. 181) and for review pursuant to the Atomic Energy Act (42 U.S.C. 218(c)).
7. A record from this system of records may be disclosed, as a routine use, to the Administrator, General Services, or his/her designee, during an inspection of records conducted by GSA as part of that agency's responsibility to recommend improvements in records management practices and programs, under authority of 44 U.S.C. 2904 and 2906. Such disclosure shall be made in accordance with the GSA regulations governing inspection of records for this purpose, and any other relevant (i.e., GSA or Commerce) directive. Such disclosure shall not be used to make determinations about individuals.
8. A record from this system of records may be disclosed, as a routine use, to the public after either publication of the application pursuant to 35 U.S.C. 122(b) or issuance of a patent pursuant to 35 U.S.C. 151. Further, a record may be disclosed, subject to the limitations of 37 CFR 1.14, as a routine use, to the public if the record was filed in an application which became abandoned or in which the proceedings were terminated and which application is referenced by either a published application, an application open to public inspections or an issued patent.
9. A record from this system of records may be disclosed, as a routine use, to a Federal, State, or local law enforcement agency, if the USPTO becomes aware of a violation or potential violation of law or regulation.


IN THE UNITED STATES PATENT AND TRADEMARK OFFICE

Applicants:	Amar Lulla, <i>et al.</i>	§	
		§	Group Art Unit: 1616
Serial No.:	10/518,016	§	
		§	Examiner: Thor B. Nielsen
Filed:	July 6, 2005	§	
		§	Confirmation No.: 4912
For:	COMBINATION OF AZELASTINE AND STERIODS	§	
		§	
		§	

CERTIFICATE OF FILING

Commissioner For Patents
PO Box 1450
Alexandria VA 22313-1450

Pursuant to 37 C.F.R. §1.8, I hereby certify that this correspondence is being electronically submitted to the U.S. Patent and Trademark Office website, www.uspto.gov, on 2/23/12.


Edith Shek

Sir:

SUPPLEMENTAL SUBMISSION

This submission is supplemental to the Information Disclosure Statement filed on December 13, 2011. In response to the Examiner's indication that copies of certain non-patent literature references from the December 13th IDS were of poor quality and therefore could not be fully considered, Applicants respectfully submit herewith supplemental copies of such references. For convenience, the supplemented references are listed in the attached Form PTO/SB/08a. Applicants respectfully request further consideration and admission of these references.

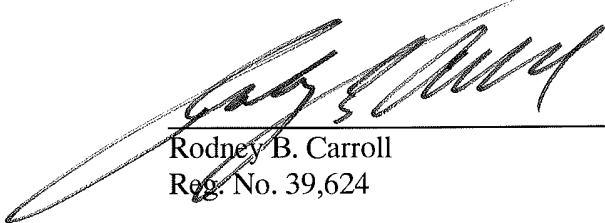
Applicants believe that no fee is necessary for this submission. However, should a fee is deemed necessary, the Commissioner is authorized to charge it to Deposit Account 50-1515 of Conley Rose, P.C. for the filing this Supplemental Information Disclosure Statement.

Respectfully submitted,

Date: _____

2-23-12

CONLEY ROSE, P.C.
5601 Granite Parkway, Suite 750
Plano, Texas 75024
(972) 731-2288



Rodney B. Carroll
Reg. No. 39,624

ATTORNEY FOR APPLICANTS

Electronic Acknowledgement Receipt

EFS ID:	12145971
Application Number:	10518016
International Application Number:	
Confirmation Number:	4912
Title of Invention:	COMBINATION OF AZELASTINE AND STEROIDS
First Named Inventor/Applicant Name:	Amar Lulla
Customer Number:	30652
Filer:	Rodney B. Carroll/Edith Shek
Filer Authorized By:	Rodney B. Carroll
Attorney Docket Number:	CRT/20632 US (4137-04700)
Receipt Date:	23-FEB-2012
Filing Date:	06-JUL-2005
Time Stamp:	18:26:21
Application Type:	U.S. National Stage under 35 USC 371

Payment information:

Submitted with Payment	no
------------------------	----

File Listing:

Document Number	Document Description	File Name	File Size(Bytes)/ Message Digest	Multi Part /.zip	Pages (if appl.)
1	Information Disclosure Statement (IDS) Form (SB08)	022312_IDSForm.pdf	616788 <small>abc90ab81151e0a02c353e471df7db9c608b6f18</small>	no	6

Warnings:

Information:

A U.S. Patent Number Citation or a U.S. Publication Number Citation is required in the Information Disclosure Statement (IDS) form for autoloading of data into USPTO systems. You may remove the form to add the required data in order to correct the Informational Message if you are citing U.S. References. If you chose not to include U.S. References, the image of the form will be processed and be made available within the Image File Wrapper (IFW) system. However, no data will be extracted from this form. Any additional data such as Foreign Patent Documents or Non Patent Literature will be manually reviewed and keyed into USPTO systems.

2	Non Patent Literature	032911_OA_AU2009243422_.pdf	736347 d76ce77c964df7ad1e92f85ce7746c14448700fb	no	3
Warnings:					
Information:					
3	Non Patent Literature	ASTELIN_2006.pdf	1794990 ac55d3f79bf815596e10d933e7c5cc55aeab4fbf	no	3
Warnings:					
The page size in the PDF is too large. The pages should be 8.5 x 11 or A4. If this PDF is submitted, the pages will be resized upon entry into the Image File Wrapper and may affect subsequent processing					
Information:					
4	Non Patent Literature	VERAMYST_Nasal_.pdf	1485814 1c4e85993101d8d9928e66b933a7a17fe56d6a8e	no	21
Warnings:					
Information:					
5	Non Patent Literature	BARNES_Novel_.pdf	1046231 716b91e51a4f684403e923f7ccd4acc73b004bd5	no	8
Warnings:					
Information:					
6	Non Patent Literature	BARNES_Efficacy.pdf	136352 3463c7574d8723e9ed9c567f20d3750dfb9f6230	no	8
Warnings:					
Information:					
7	Non Patent Literature	BOWLER_Long.pdf	428326 36dcd3bd314b105794bf1d64b39ba0a3813566300	no	4
Warnings:					
Information:					
8	Non Patent Literature	KNOBIL_Adding.pdf	1460266 f229bb13df6b4d58e187876c86fcb9700146388b3	no	3
Warnings:					
Information:					
9	Non Patent Literature	LUMRY_AReviw_.pdf	1148340 689a3421d4803f7c83fc61e11cf18f805c0f2857	no	10
Warnings:					

Information:					
10	Non Patent Literature	MELTZER_Onset.pdf	167959 1c9970602f72faedeba8962004be54407ed18c8c	no	6
Warnings:					
Information:					
11	Non Patent Literature	MOLLMANN_Handbook.pdf	12571457 c13180c7a82aeb88fb467c29ec2023abaa39621	no	16
Warnings:					
Information:					
12	Non Patent Literature	NAEDELE-RISHA_Dual_.pdf	1105623 04c08ea15711f86f77f50f6afa241fd8caae589	no	8
Warnings:					
Information:					
13	Non Patent Literature	OCONNER_Combination.pdf	301716 5317dcdcc98e2c41aa64ff1fc2e2c4b03589119	no	3
Warnings:					
Information:					
14	Non Patent Literature	IPER_PCTGB0103495.PDF	567544 82c556208e144a9a2be32cd57519222e5d39fbd0	no	11
Warnings:					
Information:					
15	Non Patent Literature	TANAKA_Synthesis.pdf	496584 0d58136d036092667a6949718d5adfc97fe4cb2a	no	4
Warnings:					
Information:					
16	Non Patent Literature	VANDERMOLEN_Effects.pdf	237202 5b48d155f1d84d0359d9ddd3209ddd016281dd6d	no	6
Warnings:					
Information:					
17	Non Patent Literature	COMPARATIVE_DATA.pdf	217611 e7f177ce5c2f98184a90fdd8593f8247f063e021	no	6
Warnings:					
The page size in the PDF is too large. The pages should be 8.5 x 11 or A4. If this PDF is submitted, the pages will be resized upon entry into the Image File Wrapper and may affect subsequent processing					
Information:					

18	Non Patent Literature	MALHOTRA_ExhibitB.pdf	151475	no	6
			c6761cbc82facd6b43329fb1d6d3f4e18c2177c		
Warnings:					
Information:					
19	Non Patent Literature	PETTERSON_Re-evaluatoin.pdf	303871	no	11
			d1fe33c53cb31da45896f1845908f6d0a782c46a		
Warnings:					
Information:					
20	Non Patent Literature	BARNES_Chronic_Scan.pdf	158296	no	9
			8cc4ed2ef74550c01262838e2b65f573f6cee5a52		
Warnings:					
Information:					
21	Non Patent Literature	HOLGATE_Difficult_Scan.pdf	1794103	no	3
			25bf2a35a2307184427cf6144880056cf2ded851		
Warnings:					
Information:					
22	Non Patent Literature	POPPER_Structure_Scan.pdf	944991	no	7
			e8332828591b9f96c0dac92b68faae9458d851e1		
Warnings:					
Information:					
23	Non Patent Literature	UENO_Synthesis_Scan.pdf	2050678	no	6
			cea5867c1a29e770eb5d391388f9c424c76c67be		
Warnings:					
Information:					
24	Transmittal Letter	022312_SupplementalSubmission.pdf	60958	no	2
			bf97da1235704dc4c1b19953ac3b39f337433a06		
Warnings:					
Information:					
Total Files Size (in bytes):			29983522		

This Acknowledgement Receipt evidences receipt on the noted date by the USPTO of the indicated documents, characterized by the applicant, and including page counts, where applicable. It serves as evidence of receipt similar to a Post Card, as described in MPEP 503.

New Applications Under 35 U.S.C. 111

If a new application is being filed and the application includes the necessary components for a filing date (see 37 CFR 1.53(b)-(d) and MPEP 506), a Filing Receipt (37 CFR 1.54) will be issued in due course and the date shown on this Acknowledgement Receipt will establish the filing date of the application.

National Stage of an International Application under 35 U.S.C. 371

If a timely submission to enter the national stage of an international application is compliant with the conditions of 35 U.S.C. 371 and other applicable requirements a Form PCT/DO/EO/903 indicating acceptance of the application as a national stage submission under 35 U.S.C. 371 will be issued in addition to the Filing Receipt, in due course.

New International Application Filed with the USPTO as a Receiving Office

If a new international application is being filed and the international application includes the necessary components for an international filing date (see PCT Article 11 and MPEP 1810), a Notification of the International Application Number and of the International Filing Date (Form PCT/RO/105) will be issued in due course, subject to prescriptions concerning national security, and the date shown on this Acknowledgement Receipt will establish the international filing date of the application.



NOTICE OF ALLOWANCE AND FEE(S) DUE

30652 7590 01/30/2012
CONLEY ROSE, P.C.
5601 GRANITE PARKWAY, SUITE 750
PLANO, TX 75024

EXAMINER
NIELSEN, THOR B
ART UNIT PAPER NUMBER

1616
DATE MAILED: 01/30/2012

Table with 5 columns: APPLICATION NO., FILING DATE, FIRST NAMED INVENTOR, ATTORNEY DOCKET NO., CONFIRMATION NO.

10/518,016 07/06/2005 Amar Lulla CRT/20632 US 4912
(4137-04700)
TITLE OF INVENTION: COMBINATION OF AZELASTINE AND STEROIDS

Table with 7 columns: APPLN. TYPE, SMALL ENTITY, ISSUE FEE DUE, PUBLICATION FEE DUE, PREV. PAID ISSUE FEE, TOTAL FEE(S) DUE, DATE DUE

THE APPLICATION IDENTIFIED ABOVE HAS BEEN EXAMINED AND IS ALLOWED FOR ISSUANCE AS A PATENT. PROSECUTION ON THE MERITS IS CLOSED. THIS NOTICE OF ALLOWANCE IS NOT A GRANT OF PATENT RIGHTS. THIS APPLICATION IS SUBJECT TO WITHDRAWAL FROM ISSUE AT THE INITIATIVE OF THE OFFICE OR UPON PETITION BY THE APPLICANT. SEE 37 CFR 1.313 AND MPEP 1308.

THE ISSUE FEE AND PUBLICATION FEE (IF REQUIRED) MUST BE PAID WITHIN THREE MONTHS FROM THE MAILING DATE OF THIS NOTICE OR THIS APPLICATION SHALL BE REGARDED AS ABANDONED. THIS STATUTORY PERIOD CANNOT BE EXTENDED. SEE 35 U.S.C. 151. THE ISSUE FEE DUE INDICATED ABOVE DOES NOT REFLECT A CREDIT FOR ANY PREVIOUSLY PAID ISSUE FEE IN THIS APPLICATION. IF AN ISSUE FEE HAS PREVIOUSLY BEEN PAID IN THIS APPLICATION (AS SHOWN ABOVE), THE RETURN OF PART B OF THIS FORM WILL BE CONSIDERED A REQUEST TO REAPPLY THE PREVIOUSLY PAID ISSUE FEE TOWARD THE ISSUE FEE NOW DUE.

HOW TO REPLY TO THIS NOTICE:

I. Review the SMALL ENTITY status shown above.

If the SMALL ENTITY is shown as YES, verify your current SMALL ENTITY status:

- A. If the status is the same, pay the TOTAL FEE(S) DUE shown above.
B. If the status above is to be removed, check box 5b on Part B - Fee(s) Transmittal and pay the PUBLICATION FEE (if required) and twice the amount of the ISSUE FEE shown above, or

If the SMALL ENTITY is shown as NO:

- A. Pay TOTAL FEE(S) DUE shown above, or
B. If applicant claimed SMALL ENTITY status before, or is now claiming SMALL ENTITY status, check box 5a on Part B - Fee(s) Transmittal and pay the PUBLICATION FEE (if required) and 1/2 the ISSUE FEE shown above.

II. PART B - FEE(S) TRANSMITTAL, or its equivalent, must be completed and returned to the United States Patent and Trademark Office (USPTO) with your ISSUE FEE and PUBLICATION FEE (if required). If you are charging the fee(s) to your deposit account, section "4b" of Part B - Fee(s) Transmittal should be completed and an extra copy of the form should be submitted. If an equivalent of Part B is filed, a request to reapply a previously paid issue fee must be clearly made, and delays in processing may occur due to the difficulty in recognizing the paper as an equivalent of Part B.

III. All communications regarding this application must give the application number. Please direct all communications prior to issuance to Mail Stop ISSUE FEE unless advised to the contrary.

IMPORTANT REMINDER: Utility patents issuing on applications filed on or after Dec. 12, 1980 may require payment of maintenance fees. It is patentee's responsibility to ensure timely payment of maintenance fees when due.

PART B - FEE(S) TRANSMITTAL

**Complete and send this form, together with applicable fee(s), to: Mail Mail Stop ISSUE FEE
 Commissioner for Patents
 P.O. Box 1450
 Alexandria, Virginia 22313-1450
 or Fax (571)-273-2885**

INSTRUCTIONS: This form should be used for transmitting the ISSUE FEE and PUBLICATION FEE (if required). Blocks 1 through 5 should be completed where appropriate. All further correspondence including the Patent, advance orders and notification of maintenance fees will be mailed to the current correspondence address as indicated unless corrected below or directed otherwise in Block 1, by (a) specifying a new correspondence address; and/or (b) indicating a separate "FEE ADDRESS" for maintenance fee notifications.

CURRENT CORRESPONDENCE ADDRESS (Note: Use Block 1 for any change of address)

30652 7590 01/30/2012
CONLEY ROSE, P.C.
 5601 GRANITE PARKWAY, SUITE 750
 PLANO, TX 75024

Note: A certificate of mailing can only be used for domestic mailings of the Fee(s) Transmittal. This certificate cannot be used for any other accompanying papers. Each additional paper, such as an assignment or formal drawing, must have its own certificate of mailing or transmission.

Certificate of Mailing or Transmission

I hereby certify that this Fee(s) Transmittal is being deposited with the United States Postal Service with sufficient postage for first class mail in an envelope addressed to the Mail Stop ISSUE FEE address above, or being facsimile transmitted to the USPTO (571) 273-2885, on the date indicated below.

_____ (Depositor's name)
_____ (Signature)
_____ (Date)

APPLICATION NO.	FILING DATE	FIRST NAMED INVENTOR	ATTORNEY DOCKET NO.	CONFIRMATION NO.
-----------------	-------------	----------------------	---------------------	------------------

10/518,016	07/06/2005	Amar Lulla	CRT/20632 US (4137-04700)	4912
------------	------------	------------	------------------------------	------

TITLE OF INVENTION: COMBINATION OF AZELASTINE AND STEROIDS

APPLN. TYPE	SMALL ENTITY	ISSUE FEE DUE	PUBLICATION FEE DUE	PREV. PAID ISSUE FEE	TOTAL FEE(S) DUE	DATE DUE
nonprovisional	NO	\$1740	\$300	\$0	\$2040	04/30/2012

EXAMINER	ART UNIT	CLASS-SUBCLASS
NIELSEN, THOR B	1616	514-171000

1. Change of correspondence address or indication of "Fee Address" (37 CFR 1.363).
 Change of correspondence address (or Change of Correspondence Address form PTO/SB/122) attached.
 "Fee Address" indication (or "Fee Address" Indication form PTO/SB/47; Rev 03-02 or more recent) attached. **Use of a Customer Number is required.**

2. For printing on the patent front page, list
 (1) the names of up to 3 registered patent attorneys or agents OR, alternatively, 1 _____
 (2) the name of a single firm (having as a member a registered attorney or agent) and the names of up to 2 registered patent attorneys or agents. If no name is listed, no name will be printed. 2 _____
 3 _____

3. ASSIGNEE NAME AND RESIDENCE DATA TO BE PRINTED ON THE PATENT (print or type)

PLEASE NOTE: Unless an assignee is identified below, no assignee data will appear on the patent. If an assignee is identified below, the document has been filed for recordation as set forth in 37 CFR 3.11. Completion of this form is NOT a substitute for filing an assignment.

(A) NAME OF ASSIGNEE _____ (B) RESIDENCE: (CITY and STATE OR COUNTRY) _____

Please check the appropriate assignee category or categories (will not be printed on the patent): Individual Corporation or other private group entity Government

4a. The following fee(s) are submitted:

- Issue Fee
- Publication Fee (No small entity discount permitted)
- Advance Order - # of Copies _____

4b. Payment of Fee(s): (Please first reapply any previously paid issue fee shown above)

- A check is enclosed.
- Payment by credit card. Form PTO-2038 is attached.
- The Director is hereby authorized to charge the required fee(s), any deficiency, or credit any overpayment, to Deposit Account Number _____ (enclose an extra copy of this form).

5. Change in Entity Status (from status indicated above)

- a. Applicant claims SMALL ENTITY status. See 37 CFR 1.27.
- b. Applicant is no longer claiming SMALL ENTITY status. See 37 CFR 1.27(g)(2).

NOTE: The Issue Fee and Publication Fee (if required) will not be accepted from anyone other than the applicant; a registered attorney or agent; or the assignee or other party in interest as shown by the records of the United States Patent and Trademark Office.

Authorized Signature _____ Date _____

Typed or printed name _____ Registration No. _____

This collection of information is required by 37 CFR 1.311. The information is required to obtain or retain a benefit by the public which is to file (and by the USPTO to process) an application. Confidentiality is governed by 35 U.S.C. 122 and 37 CFR 1.14. This collection is estimated to take 12 minutes to complete, including gathering, preparing, and submitting the completed application form to the USPTO. Time will vary depending upon the individual case. Any comments on the amount of time you require to complete this form and/or suggestions for reducing this burden, should be sent to the Chief Information Officer, U.S. Patent and Trademark Office, U.S. Department of Commerce, P.O. Box 1450, Alexandria, Virginia 22313-1450. DO NOT SEND FEES OR COMPLETED FORMS TO THIS ADDRESS. SEND TO: Commissioner for Patents, P.O. Box 1450, Alexandria, Virginia 22313-1450.

Under the Paperwork Reduction Act of 1995, no persons are required to respond to a collection of information unless it displays a valid OMB control number.



UNITED STATES PATENT AND TRADEMARK OFFICE

UNITED STATES DEPARTMENT OF COMMERCE
United States Patent and Trademark Office
Address: COMMISSIONER FOR PATENTS
P.O. Box 1450
Alexandria, Virginia 22313-1450
www.uspto.gov

Table with columns: APPLICATION NO., FILING DATE, FIRST NAMED INVENTOR, ATTORNEY DOCKET NO., CONFIRMATION NO.
Row 1: 10/518,016, 07/06/2005, Amar Lulla, CRT/20632 US (4137-04700), 4912
Row 2: 30652, 7590, 01/30/2012, EXAMINER: NIELSEN, THOR B
Row 3: CONLEY ROSE, P.C., 5601 GRANITE PARKWAY, SUITE 750, PLANO, TX 75024, ART UNIT: 1616, PAPER NUMBER
DATE MAILED: 01/30/2012

Determination of Patent Term Adjustment under 35 U.S.C. 154 (b)
(application filed on or after May 29, 2000)

The Patent Term Adjustment to date is 434 day(s). If the issue fee is paid on the date that is three months after the mailing date of this notice and the patent issues on the Tuesday before the date that is 28 weeks (six and a half months) after the mailing date of this notice, the Patent Term Adjustment will be 434 day(s).

If a Continued Prosecution Application (CPA) was filed in the above-identified application, the filing date that determines Patent Term Adjustment is the filing date of the most recent CPA.

Applicant will be able to obtain more detailed information by accessing the Patent Application Information Retrieval (PAIR) WEB site (http://pair.uspto.gov).

Any questions regarding the Patent Term Extension or Adjustment determination should be directed to the Office of Patent Legal Administration at (571)-272-7702. Questions relating to issue and publication fee payments should be directed to the Customer Service Center of the Office of Patent Publication at 1-(888)-786-0101 or (571)-272-4200.

Privacy Act Statement

The Privacy Act of 1974 (P.L. 93-579) requires that you be given certain information in connection with your submission of the attached form related to a patent application or patent. Accordingly, pursuant to the requirements of the Act, please be advised that: (1) the general authority for the collection of this information is 35 U.S.C. 2(b)(2); (2) furnishing of the information solicited is voluntary; and (3) the principal purpose for which the information is used by the U.S. Patent and Trademark Office is to process and/or examine your submission related to a patent application or patent. If you do not furnish the requested information, the U.S. Patent and Trademark Office may not be able to process and/or examine your submission, which may result in termination of proceedings or abandonment of the application or expiration of the patent.

The information provided by you in this form will be subject to the following routine uses:

1. The information on this form will be treated confidentially to the extent allowed under the Freedom of Information Act (5 U.S.C. 552) and the Privacy Act (5 U.S.C. 552a). Records from this system of records may be disclosed to the Department of Justice to determine whether disclosure of these records is required by the Freedom of Information Act.
2. A record from this system of records may be disclosed, as a routine use, in the course of presenting evidence to a court, magistrate, or administrative tribunal, including disclosures to opposing counsel in the course of settlement negotiations.
3. A record in this system of records may be disclosed, as a routine use, to a Member of Congress submitting a request involving an individual, to whom the record pertains, when the individual has requested assistance from the Member with respect to the subject matter of the record.
4. A record in this system of records may be disclosed, as a routine use, to a contractor of the Agency having need for the information in order to perform a contract. Recipients of information shall be required to comply with the requirements of the Privacy Act of 1974, as amended, pursuant to 5 U.S.C. 552a(m).
5. A record related to an International Application filed under the Patent Cooperation Treaty in this system of records may be disclosed, as a routine use, to the International Bureau of the World Intellectual Property Organization, pursuant to the Patent Cooperation Treaty.
6. A record in this system of records may be disclosed, as a routine use, to another federal agency for purposes of National Security review (35 U.S.C. 181) and for review pursuant to the Atomic Energy Act (42 U.S.C. 218(c)).
7. A record from this system of records may be disclosed, as a routine use, to the Administrator, General Services, or his/her designee, during an inspection of records conducted by GSA as part of that agency's responsibility to recommend improvements in records management practices and programs, under authority of 44 U.S.C. 2904 and 2906. Such disclosure shall be made in accordance with the GSA regulations governing inspection of records for this purpose, and any other relevant (i.e., GSA or Commerce) directive. Such disclosure shall not be used to make determinations about individuals.
8. A record from this system of records may be disclosed, as a routine use, to the public after either publication of the application pursuant to 35 U.S.C. 122(b) or issuance of a patent pursuant to 35 U.S.C. 151. Further, a record may be disclosed, subject to the limitations of 37 CFR 1.14, as a routine use, to the public if the record was filed in an application which became abandoned or in which the proceedings were terminated and which application is referenced by either a published application, an application open to public inspection or an issued patent.
9. A record from this system of records may be disclosed, as a routine use, to a Federal, State, or local law enforcement agency, if the USPTO becomes aware of a violation or potential violation of law or regulation.

**Supplemental
Notice of Allowability**

Application No.	Applicant(s)	
10/518,016	LULLA ET AL.	
Examiner	Art Unit	
THOR NIELSEN	1616	

-- The MAILING DATE of this communication appears on the cover sheet with the correspondence address--

All claims being allowable, PROSECUTION ON THE MERITS IS (OR REMAINS) CLOSED in this application. If not included herewith (or previously mailed), a Notice of Allowance (PTOL-85) or other appropriate communication will be mailed in due course. **THIS NOTICE OF ALLOWABILITY IS NOT A GRANT OF PATENT RIGHTS.** This application is subject to withdrawal from issue at the initiative of the Office or upon petition by the applicant. See 37 CFR 1.313 and MPEP 1308.

1. This communication is responsive to 12/13/2012.
2. An election was made by the applicant in response to a restriction requirement set forth during the interview on ____; the restriction requirement and election have been incorporated into this action.
3. The allowed claim(s) is/are 1,2,4,6-8,10,13-16,19-22,30,35-38,45 and 53-79.
4. Acknowledgment is made of a claim for foreign priority under 35 U.S.C. § 119(a)-(d) or (f).
 - a) All b) Some* c) None of the:
 1. Certified copies of the priority documents have been received.
 2. Certified copies of the priority documents have been received in Application No. ____.
 3. Copies of the certified copies of the priority documents have been received in this national stage application from the International Bureau (PCT Rule 17.2(a)).

* Certified copies not received: ____.

Applicant has THREE MONTHS FROM THE "MAILING DATE" of this communication to file a reply complying with the requirements noted below. Failure to timely comply will result in ABANDONMENT of this application.
THIS THREE-MONTH PERIOD IS NOT EXTENDABLE.

5. A SUBSTITUTE OATH OR DECLARATION must be submitted. Note the attached EXAMINER'S AMENDMENT or NOTICE OF INFORMAL PATENT APPLICATION (PTO-152) which gives reason(s) why the oath or declaration is deficient.
6. CORRECTED DRAWINGS (as "replacement sheets") must be submitted.
 - (a) including changes required by the Notice of Draftsperson's Patent Drawing Review (PTO-948) attached
 - 1) hereto or 2) to Paper No./Mail Date ____.
 - (b) including changes required by the attached Examiner's Amendment / Comment or in the Office action of Paper No./Mail Date ____.

Identifying indicia such as the application number (see 37 CFR 1.84(c)) should be written on the drawings in the front (not the back) of each sheet. Replacement sheet(s) should be labeled as such in the header according to 37 CFR 1.121(d).
7. DEPOSIT OF and/or INFORMATION about the deposit of BIOLOGICAL MATERIAL must be submitted. Note the attached Examiner's comment regarding REQUIREMENT FOR THE DEPOSIT OF BIOLOGICAL MATERIAL.

Attachment(s)

- | | |
|--|---|
| 1. <input type="checkbox"/> Notice of References Cited (PTO-892) | 5. <input type="checkbox"/> Notice of Informal Patent Application |
| 2. <input type="checkbox"/> Notice of Draftsperson's Patent Drawing Review (PTO-948) | 6. <input type="checkbox"/> Interview Summary (PTO-413),
Paper No./Mail Date ____. |
| 3. <input checked="" type="checkbox"/> Information Disclosure Statements (PTO/SB/08),
Paper No./Mail Date <u>See Continuation Sheet</u> | 7. <input type="checkbox"/> Examiner's Amendment/Comment |
| 4. <input type="checkbox"/> Examiner's Comment Regarding Requirement for Deposit
of Biological Material | 8. <input type="checkbox"/> Examiner's Statement of Reasons for Allowance |
| | 9. <input checked="" type="checkbox"/> Other <u>Detailed Action</u> . |

Continuation of Attachment(s) 3. Information Disclosure Statements (PTO/SB/08), Paper No./Mail Date: 12/13/2011a; 12/13/2011b; 12/13/2011c.

DETAILED EXAMINATION

Reasons for Allowance

The claims are free of the prior art of record, including references submitted on December 14, 2011 and subsequently reviewed. Further reasons for Allowance were filed on October 3, 2011, and are reiterated by reference.

Status of Claims

Claims 1-2, 4, 6-8, 10, 13-16, 19-22, 30, 35-38, 45, and 53-79 are submitted.

Status of Examination

The Applicant has filed a Request for Continued Examination together with some 350 additional references by Information Disclosure Statements.

Applicant's Claims

Claim 1 is illustrative:

A pharmaceutical formulation comprising:
azelastine, or a pharmaceutically acceptable salt thereof, and
a pharmaceutically acceptable ester of fluticasone,
wherein said pharmaceutical formulation is in a dosage form suitable for nasal
administration.

Conclusion

The portions of the references identified on the three Information Disclosure Statements of December 14, 2011, which were in legible English were reviewed. Illegible text and illegible documents were not reviewed. Also, documents that were not

Art Unit: 1616

reasonably identified to correspond to an entry on an Information Disclosure Statement were not reviewed. If the Applicant would like for such documents to be reviewed, appropriately annotated fair copies should be submitted.

Any inquiry concerning this communication or earlier communications from the examiner should be directed to THOR NIELSEN whose telephone number is (571)270-3476. The examiner can normally be reached on Monday through Friday from 9:00 A.M. to 4:00 P.M.

If attempts to reach the examiner by telephone are unsuccessful, the examiner's supervisor, Johann Richter can be reached on 571-272-0646. The fax phone number for the organization where this application or proceeding is assigned is 571-273-8300.

Information regarding the status of an application may be obtained from the Patent Application Information Retrieval (PAIR) system. Status information for published applications may be obtained from either Private PAIR or Public PAIR. Status information for unpublished applications is available through Private PAIR only. For more information about the PAIR system, see <http://pair-direct.uspto.gov>. Should you have questions on access to the Private PAIR system, contact the Electronic Business Center (EBC) at 866-217-9197 (toll-free). If you would like assistance from a USPTO Customer Service Representative or access to the automated information system, call 800-786-9199 (IN USA OR CANADA) or 571-272-1000.

Thor Nielsen
Patent Examiner
AU 1616

Application/Control Number: 10/518,016
Art Unit: 1616

Page 4

/Johann R. Richter/

Supervisory Patent Examiner, Art Unit 1616

INFORMATION DISCLOSURE STATEMENT BY APPLICANT (Not for submission under 37 CFR 1.99)	Application Number		10518016	
	Filing Date		2005-07-06	
	First Named Inventor	Amar Lulla		
	Art Unit	1616		
	Examiner Name	Thor B. Nielsen		
	Attorney Docket Number	CRT/20632 US(4137-04700)		

U.S.PATENTS						Remove
Examiner Initial*	Cite No	Patent Number	Kind Code ¹	Issue Date	Name of Patentee or Applicant of cited Document	Pages,Columns,Lines where Relevant Passages or Relevant Figures Appear
	1					

If you wish to add additional U.S. Patent citation information please click the Add button. Add

U.S.PATENT APPLICATION PUBLICATIONS						Remove
Examiner Initial*	Cite No	Publication Number	Kind Code ¹	Publication Date	Name of Patentee or Applicant of cited Document	Pages,Columns,Lines where Relevant Passages or Relevant Figures Appear
	1					

If you wish to add additional U.S. Published Application citation information please click the Add button. Add

FOREIGN PATENT DOCUMENTS								Remove
Examiner Initial*	Cite No	Foreign Document Number ³	Country Code ²	Kind Code ⁴	Publication Date	Name of Patentee or Applicant of cited Document	Pages,Columns,Lines where Relevant Passages or Relevant Figures Appear	T ⁵
	1							<input type="checkbox"/>

If you wish to add additional Foreign Patent Document citation information please click the Add button. Add

NON-PATENT LITERATURE DOCUMENTS				Remove
Examiner Initials*	Cite No	Include name of the author (in CAPITAL LETTERS), title of the article (when appropriate), title of the item (book, magazine, journal, serial, symposium, catalog, etc), date, pages(s), volume-issue number(s), publisher, city and/or country where published.		T ⁵

/Thor Nielsen/

01/13/2012

**INFORMATION DISCLOSURE
STATEMENT BY APPLICANT**
(Not for submission under 37 CFR 1.99)

Application Number		10518016
Filing Date		2005-07-06
First Named Inventor	Amar Lulla	
Art Unit	1616	
Examiner Name	Thor B. Nielsen	
Attorney Docket Number	CRT/20632 US(4137-04700)	

1	Malhotra Exhibit B, August 2011.	<input type="checkbox"/>
2	Maus Exhibit B, August 2011.	<input type="checkbox"/>
3	NIELSEN, et al., "Intranasal corticosteroids for allergic rhinitis: superior relief?" Drugs, 2001, Vol. 61, No. 11, pp. 1535-1691.	<input type="checkbox"/>
4	Opponent's R116 Submission for EP1519731. 2011	<input type="checkbox"/>
5	CIPLA's response to Statement of Opposition for EP1519731. 2011	<input type="checkbox"/>
6	SHENFIELD, "Fixed drug combinations: which ones can be recommended?" Current Therapeutics, 1986, pp. 15-29.	<input type="checkbox"/>
7	Opponent's Statement of Opposition for EP1519731. 2011	<input type="checkbox"/>
8	Result of oral proceedings dated October 12, 2011 of EP Patent No. 1519731.	<input type="checkbox"/>
9	Opponent's submission dated October 6, 2011 to EP Patent No. 1519731.	<input type="checkbox"/>
10	Patentee's submission dated October 5, 2011 to EP Patent No. 1519731.	<input type="checkbox"/>
11	Patentee's submission dated September 29, 2011 regarding list of attendees at oral proceedings on EP Patent No. 1519731.	<input type="checkbox"/>

/Thor Nielsen/

01/13/2012

**INFORMATION DISCLOSURE
STATEMENT BY APPLICANT**
(Not for submission under 37 CFR 1.99)

Application Number		10518016
Filing Date		2005-07-06
First Named Inventor	Amar Lulla	
Art Unit	1616	
Examiner Name	Thor B. Nielsen	
Attorney Docket Number	CRT/20632 US(4137-04700)	

12	Opponent's submission dated September 23, 2011 regarding list of attendees at oral proceedings on EP Patent No. 1519731.	<input type="checkbox"/>
13	Opponent's submission dated September 23, 2011 regarding additional documents on EP Patent No. 1519731.	<input type="checkbox"/>
14	Patentee's submission dated September 19, 2011 on EP Patent No. 1519731.	<input type="checkbox"/>
15	Patentee's response of September 6, 2010 of EP Patent No. 1519731.	<input type="checkbox"/>
16	HAMPEL, FRANK C., et al., "Double-blind, placebo-controlled study of azelastine and fluticasone in a single nasal spray delivery device, <i>Annals of Allergy, Asthma & Immunology</i> , August 2010, Vol. 105, pp. 168-173.	<input type="checkbox"/>
17	BIGGADIKE, KEITH, Letter to the Editor, "Fluticasone furoate/fluticasone propionate - different drugs with different properties," <i>The Clinical Respiratory Journal</i> , 2011, pp. 183-184.	<input type="checkbox"/>
18	Rapid response report: summary with critical appraisal, fluticasone furoate versus fluticasone propionate for seasonal allergic rhinitis: a review of the clinical and cost-effectiveness, June 13, 2011, <i>Fluticasone Furoate for Seasonal Allergic Rhinitis</i> .	<input type="checkbox"/>
19	Office Action dated September 9, 2011 of US Patent Application No. 12/508,388 filed July 23, 2009.	<input type="checkbox"/>
20	Office Action dated September 15, 2011 of US Patent Application No. 12/508,393 filed July 23, 2009.	<input type="checkbox"/>
21	Search Report dated May 12, 2009 of EP 09075101.	<input type="checkbox"/>
22	Search Report dated May 12, 2009 of EP 09075100.	<input type="checkbox"/>

/Thor Nielsen/

01/13/2012

**INFORMATION DISCLOSURE
STATEMENT BY APPLICANT**
(Not for submission under 37 CFR 1.99)

Application Number		10518016
Filing Date		2005-07-06
First Named Inventor	Amar Lulla	
Art Unit	1616	
Examiner Name	Thor B. Nielsen	
Attorney Docket Number	CRT/20632 US(4137-04700)	

23	MEALY, N. E., et al., "Ciclesonide: treatment of allergic rhinitis antiallergy/antiasthmatic," Drugs of the Future, Prous Science, ES, Vol. 26, No. 11, November 2001, pp. 1033-1039.	<input type="checkbox"/>
24	Office Action dated July 11, 2011 - 20632 IL.	<input type="checkbox"/>
25	Office Action dated August 31, 2010 (6 pages), Application Serial No. 12/374,523 filed on January 21, 2009.	<input type="checkbox"/>
26	Applicants' response dated October 6, 2010 (8 pages) in Application Serial No. 12/374,523 filed on January 21, 2009.	<input type="checkbox"/>
27	Office Action dated November 30, 2010 (16 pages), Application Serial No. 12/374,523 filed on January 21, 2009.	<input type="checkbox"/>
28	Applicants' response dated February 24, (2010) 2011 (8 pages) in Application Serial No. 12/374,523 filed on January 21, 2009.	<input type="checkbox"/>
29	Office Action (Final) dated May 3, 2011 (8 pages), Application Serial No. 12/374,523 filed on January 21, 2009.	<input type="checkbox"/>
30	Applicants' response dated June 22, 2011 (9 pages) in Application Serial No. 12/374,523 filed on January 21, 2009.	<input type="checkbox"/>
31	Notice of Non-responsive Amendment dated July 6, 2011 (3 pages), Application Serial No. 12/374,523 filed on January 21, 2009.	<input type="checkbox"/>
32	Applicants' response dated September 6, 2011 (8 pages) in Application Serial No. 12/374,523 filed on January 21, 2009.	<input type="checkbox"/>
33	SPECTOR, SHELDON, "Ideal pharmacotherapy for allergic rhinitis," J Allergy Clin Immunol, Vol. 103, No. 3, Part 2, pp. S386-S387, 1999.	<input type="checkbox"/>

/Thor Nielsen/

01/13/2012

**INFORMATION DISCLOSURE
STATEMENT BY APPLICANT**
(Not for submission under 37 CFR 1.99)

Application Number		10518016
Filing Date		2005-07-06
First Named Inventor	Amar Lulla	
Art Unit	1616	
Examiner Name	Thor B. Nielsen	
Attorney Docket Number	CRT/20632 US(4137-04700)	

34	Duonase Data Sheet, "The complete rhinitis control," 6 pages, Cipla Limited, Mumbai, India, 2004.	<input type="checkbox"/>
35	Product Specification Bulletin, Avicel® RC-591, Bulletin AVC591-SPEC-02/09.RS, 2 pages, FMC BioPolymer, February 2009.	<input type="checkbox"/>
36	Product Specification Bulletin, Avicel® CL-611, Bulletin AVC611-SPEC-02/09.RS, 2 pages, FMC BioPolymer, February 2009.	<input type="checkbox"/>
37	File history of Brazilian Patent Application No. PI 0312128-3, 27 pages, April 2011.	<input type="checkbox"/>
38	File history of Canadian Patent Application No. 2,489,427, 19 pages, December 2010.	<input type="checkbox"/>
39	File history of Polish Patent Application No. P-373001, 95 pages, May 2011.	<input type="checkbox"/>
40	File history of Russian Patent Application No. RU 2361593 C2, 65 pages, April 2009.	<input type="checkbox"/>
41	SALIB, et al.; "Safety and Tolerability Profiles of Intranasal Antihistaminase and Intranasal Corticosteroids in the Treatment of Allergic Rhinitis;" Drug Safety; 2003; Vol. 26, No. 12, pp. 829-911.	<input type="checkbox"/>
42	Office Action dated March 29, 2011 (3 pages) from counterpart application, AU2009243422	<input type="checkbox"/>
43	Office Action dated April 7, 2011 (3 pages) from counterpart application, AU2009243420.	<input type="checkbox"/>

If you wish to add additional non-patent literature document citation information please click the Add button **Add**

/Thor Nielsen/

01/13/2012

INFORMATION DISCLOSURE STATEMENT BY APPLICANT (Not for submission under 37 CFR 1.99)	Application Number	10518016
	Filing Date	2005-07-06
	First Named Inventor	Amar Lulla
	Art Unit	1616
	Examiner Name	Thor B. Nielsen
	Attorney Docket Number	CRT/20632 US(4137-04700)

EXAMINER SIGNATURE			
Examiner Signature	/Thor Nielsen/	Date Considered	01/13/2012

*EXAMINER: Initial if reference considered, whether or not citation is in conformance with MPEP 609. Draw line through a citation if not in conformance and not considered. Include copy of this form with next communication to applicant.

¹ See Kind Codes of USPTO Patent Documents at www.USPTO.GOV or MPEP 901.04. ² Enter office that issued the document, by the two-letter code (WIPO Standard ST.3). ³ For Japanese patent documents, the indication of the year of the reign of the Emperor must precede the serial number of the patent document. ⁴ Kind of document by the appropriate symbols as indicated on the document under WIPO Standard ST.16 if possible. ⁵ Applicant is to place a check mark here if English language translation is attached.

**INFORMATION DISCLOSURE
STATEMENT BY APPLICANT**
(Not for submission under 37 CFR 1.99)

Application Number		10518016
Filing Date		2005-07-06
First Named Inventor	Amar Lulla	
Art Unit	1616	
Examiner Name	Thor B. Nielsen	
Attorney Docket Number	CRT/20632 US(4137-04700)	

CERTIFICATION STATEMENT

Please see 37 CFR 1.97 and 1.98 to make the appropriate selection(s):

That each item of information contained in the information disclosure statement was first cited in any communication from a foreign patent office in a counterpart foreign application not more than three months prior to the filing of the information disclosure statement. See 37 CFR 1.97(e)(1).

OR

That no item of information contained in the information disclosure statement was cited in a communication from a foreign patent office in a counterpart foreign application, and, to the knowledge of the person signing the certification after making reasonable inquiry, no item of information contained in the information disclosure statement was known to any individual designated in 37 CFR 1.56(c) more than three months prior to the filing of the information disclosure statement. See 37 CFR 1.97(e)(2).

- See attached certification statement.
- The fee set forth in 37 CFR 1.17 (p) has been submitted herewith.
- A certification statement is not submitted herewith.

SIGNATURE

A signature of the applicant or representative is required in accordance with CFR 1.33, 10.18. Please see CFR 1.4(d) for the form of the signature.

Signature	/Rodney B. Carroll/	Date (YYYY-MM-DD)	2011-12-13
Name/Print	Rodney B. Carroll	Registration Number	39624

This collection of information is required by 37 CFR 1.97 and 1.98. The information is required to obtain or retain a benefit by the public which is to file (and by the USPTO to process) an application. Confidentiality is governed by 35 U.S.C. 122 and 37 CFR 1.14. This collection is estimated to take 1 hour to complete, including gathering, preparing and submitting the completed application form to the USPTO. Time will vary depending upon the individual case. Any comments on the amount of time you require to complete this form and/or suggestions for reducing this burden, should be sent to the Chief Information Officer, U.S. Patent and Trademark Office, U.S. Department of Commerce, P.O. Box 1450, Alexandria, VA 22313-1450. DO NOT SEND FEES OR COMPLETED FORMS TO THIS ADDRESS. **SEND TO: Commissioner for Patents, P.O. Box 1450, Alexandria, VA 22313-1450.**

/Thor Nielsen/

01/13/2012

Privacy Act Statement

The Privacy Act of 1974 (P.L. 93-579) requires that you be given certain information in connection with your submission of the attached form related to a patent application or patent. Accordingly, pursuant to the requirements of the Act, please be advised that: (1) the general authority for the collection of this information is 35 U.S.C. 2(b)(2); (2) furnishing of the information solicited is voluntary; and (3) the principal purpose for which the information is used by the U.S. Patent and Trademark Office is to process and/or examine your submission related to a patent application or patent. If you do not furnish the requested information, the U.S. Patent and Trademark Office may not be able to process and/or examine your submission, which may result in termination of proceedings or abandonment of the application or expiration of the patent.

The information provided by you in this form will be subject to the following routine uses:

1. The information on this form will be treated confidentially to the extent allowed under the Freedom of Information Act (5 U.S.C. 552) and the Privacy Act (5 U.S.C. 552a). Records from this system of records may be disclosed to the Department of Justice to determine whether the Freedom of Information Act requires disclosure of these records.
2. A record from this system of records may be disclosed, as a routine use, in the course of presenting evidence to a court, magistrate, or administrative tribunal, including disclosures to opposing counsel in the course of settlement negotiations.
3. A record in this system of records may be disclosed, as a routine use, to a Member of Congress submitting a request involving an individual, to whom the record pertains, when the individual has requested assistance from the Member with respect to the subject matter of the record.
4. A record in this system of records may be disclosed, as a routine use, to a contractor of the Agency having need for the information in order to perform a contract. Recipients of information shall be required to comply with the requirements of the Privacy Act of 1974, as amended, pursuant to 5 U.S.C. 552a(m).
5. A record related to an International Application filed under the Patent Cooperation Treaty in this system of records may be disclosed, as a routine use, to the International Bureau of the World Intellectual Property Organization, pursuant to the Patent Cooperation Treaty.
6. A record in this system of records may be disclosed, as a routine use, to another federal agency for purposes of National Security review (35 U.S.C. 181) and for review pursuant to the Atomic Energy Act (42 U.S.C. 218(c)).
7. A record from this system of records may be disclosed, as a routine use, to the Administrator, General Services, or his/her designee, during an inspection of records conducted by GSA as part of that agency's responsibility to recommend improvements in records management practices and programs, under authority of 44 U.S.C. 2904 and 2906. Such disclosure shall be made in accordance with the GSA regulations governing inspection of records for this purpose, and any other relevant (i.e., GSA or Commerce) directive. Such disclosure shall not be used to make determinations about individuals.
8. A record from this system of records may be disclosed, as a routine use, to the public after either publication of the application pursuant to 35 U.S.C. 122(b) or issuance of a patent pursuant to 35 U.S.C. 151. Further, a record may be disclosed, subject to the limitations of 37 CFR 1.14, as a routine use, to the public if the record was filed in an application which became abandoned or in which the proceedings were terminated and which application is referenced by either a published application, an application open to public inspections or an issued patent.
9. A record from this system of records may be disclosed, as a routine use, to a Federal, State, or local law enforcement agency, if the USPTO becomes aware of a violation or potential violation of law or regulation.

/Thor Nielsen/

01/13/2012

ALL REFERENCES CONSIDERED EXCEPT WHERE LINED THROUGH. /T.N./

INFORMATION DISCLOSURE STATEMENT BY APPLICANT (Not for submission under 37 CFR 1.99)	Application Number		10518016	
	Filing Date		2005-07-06	
	First Named Inventor	Amar Lulla		
	Art Unit	1616		
	Examiner Name	Thor B. Nielsen		
	Attorney Docket Number	CRT/20632 US(4137-04700)		

U.S.PATENTS						Remove
Examiner Initial*	Cite No	Patent Number	Kind Code ¹	Issue Date	Name of Patentee or Applicant of cited Document	Pages,Columns,Lines where Relevant Passages or Relevant Figures Appear
	1					

If you wish to add additional U.S. Patent citation information please click the Add button. Add

U.S.PATENT APPLICATION PUBLICATIONS						Remove
Examiner Initial*	Cite No	Publication Number	Kind Code ¹	Publication Date	Name of Patentee or Applicant of cited Document	Pages,Columns,Lines where Relevant Passages or Relevant Figures Appear
	1					

If you wish to add additional U.S. Published Application citation information please click the Add button. Add

FOREIGN PATENT DOCUMENTS								Remove
Examiner Initial*	Cite No	Foreign Document Number ³	Country Code ² j	Kind Code ⁴	Publication Date	Name of Patentee or Applicant of cited Document	Pages,Columns,Lines where Relevant Passages or Relevant Figures Appear	T ⁵
	1	0270490	WO		2002-09-12	Glaxo Group Limited		<input type="checkbox"/>
	2	0285296	WO		2002-10-31	Epigenesis Pharmaceuticals, Inc.		<input type="checkbox"/>
	3	8903390	WO		1989-04-20	Bodor		<input type="checkbox"/>

/Thor Nielsen/

01/13/2012

**INFORMATION DISCLOSURE
STATEMENT BY APPLICANT**
(Not for submission under 37 CFR 1.99)

Application Number		10518016
Filing Date		2005-07-06
First Named Inventor	Amar Lulla	
Art Unit	1616	
Examiner Name	Thor B. Nielsen	
Attorney Docket Number	CRT/20632 US(4137-04700)	

4	9015816	WO		1990-12-27	The Upjohn Company	<input type="checkbox"/>
5	03048181	WO		2003-06-12	Glaxo Group Limited	<input type="checkbox"/>
6	03072592	WO		2003-09-04	Glaxo Group Limited	<input type="checkbox"/>
7	9705136	WO		1997-02-13	Boehringer Ingelheim KG	<input type="checkbox"/>
8	03042230	WO		2003-05-22	Glaxo Group Limited	<input type="checkbox"/>
9	9214472	WO		1992-09-03	Glaxo Group Limited	<input type="checkbox"/>
10	9817676	WO		1998-04-30	Glaxo Group Limited	<input type="checkbox"/>
11	03035668	WO		2003-05-01	Glaxo Group Limited	<input type="checkbox"/>
12	03000241	WO		2003-01-03	Boehringer Ingelheim Pharma KG	<input type="checkbox"/>
13	03064445	WO		2003-08-07	Glaxo Group Limited	<input type="checkbox"/>
14	872389	ZA		1987-04-02	Advanced Polymer Systems, Incorporated	<input type="checkbox"/>

**INFORMATION DISCLOSURE
STATEMENT BY APPLICANT**
(Not for submission under 37 CFR 1.99)

Application Number		10518016
Filing Date		2005-07-06
First Named Inventor	Amar Lulla	
Art Unit	1616	
Examiner Name	Thor B. Nielsen	
Attorney Docket Number	CRT/20632 US(4137-04700)	

	15	9901467	WO		1999-01-14	Glaxo Group Limited		<input type="checkbox"/>
	16	03086399	WO		2003-10-23	Boehringer Ingelheim GmbH & Co. KG		<input type="checkbox"/>
	17	9715298	WO		1997-05-01	Bayer Aktiengesellschaft		<input type="checkbox"/>
	18	03033000	WO		2003-04-24	Glaxo Group Limited		<input type="checkbox"/>
	19	03062259	WO		2003-07-31	Glaxo Group Limited		<input type="checkbox"/>
	20	9531964	WO		1995-11-30	Glaxo Australia Pty. Limited		<input type="checkbox"/>
	21	03040691	WO		2003-05-15	The Brigham and Women's Hospital, Inc.		<input type="checkbox"/>
	22	9104252	WO		1991-04-04	Boehringer Ingelheim International GmbH, et al.		<input type="checkbox"/>
	23	9619199	WO		1996-06-27	Astra Aktiebolag		<input type="checkbox"/>
	24	9724365	WO		1997-07-10	Glaxo Group Limited		<input type="checkbox"/>
	25	9834596	WO		1998-08-13	Minnesota Mining and Manufacturing Company		<input type="checkbox"/>
		/Thor Nielsen/						01/13/2012

**INFORMATION DISCLOSURE
STATEMENT BY APPLICANT**
(Not for submission under 37 CFR 1.99)

Application Number		10518016
Filing Date		2005-07-06
First Named Inventor	Amar Lulla	
Art Unit	1616	
Examiner Name	Thor B. Nielsen	
Attorney Docket Number	CRT/20632 US(4137-04700)	

	26	03066656	WO		2003-08-14	Glaxo Group Limited		<input type="checkbox"/>
	27	9721724	WO		1997-06-19	G.D. Searle & Co.		<input type="checkbox"/>
	28	04013156	WO		2004-02-12	Novartis AG		<input type="checkbox"/>
	29	03013427	WO		2003-02-20	SmithKline Beecham Corporation		<input type="checkbox"/>
	30	0276933	WO		2002-10-03	Glaxo Group Limited		<input type="checkbox"/>
	31	9721721	WO		1997-06-19	G.D. Searle & Co.		<input type="checkbox"/>
	32	9740836	WO		1997-11-06	G.D. Searle & Co.		<input type="checkbox"/>
	33	9925359	WO		1999-05-27	Astra Aktiebolag		<input type="checkbox"/>
	34	03042229	WO		2003-05-22	Glaxo Group Limited		<input type="checkbox"/>
	35	9932089	WO		1999-07-01	Astra Aktiebolag		<input type="checkbox"/>
	36	9632151	WO		1996-10-17	Glaxo Wellcome Inc.		<input type="checkbox"/>

/Thor Nielsen/

01/13/2012

**INFORMATION DISCLOSURE
STATEMENT BY APPLICANT**
(Not for submission under 37 CFR 1.99)

Application Number		10518016
Filing Date		2005-07-06
First Named Inventor	Amar Lulla	
Art Unit	1616	
Examiner Name	Thor B. Nielsen	
Attorney Docket Number	CRT/20632 US(4137-04700)	

37	03066033	WO		2003-08-14	Glaxo Group Limited	<input type="checkbox"/>
38	03066036	WO		2003-08-14	Glaxo Group Limited	<input type="checkbox"/>
39	0780127	EP		1997-06-25	The Procter & Gamble Company	<input type="checkbox"/>
40	2004019955	WO	A1	2004-03-11	Altana Pharma AG	<input type="checkbox"/>
41	2008012338	WO	A2	2008-01-31	Glaxo Group Limited	<input type="checkbox"/>

If you wish to add additional Foreign Patent Document citation information please click the Add button **Add**

NON-PATENT LITERATURE DOCUMENTS

Remove

Examiner Initials*	Cite No	Include name of the author (in CAPITAL LETTERS), title of the article (when appropriate), title of the item (book, magazine, journal, serial, symposium, catalog, etc), date, pages(s), volume-issue number(s), publisher, city and/or country where published.	T ⁵
	1	MÖLLMANN, H., et al., "Handbook of pharmacokinetic / pharmacodynamic correlation, Chapter 14, Pharmacokinetic-Pharmacodynamic Correlations of Corticosteroids, 523-536, CRC Press, 1995.	<input type="checkbox"/>
	2	MORENO-VARGAS, et al., "Synthesis and glycosidase inhibitory activities of 5-(1',4'-dideoxy-1',4'-imino-D-erythrosyl)-2-methyl-3-furoic acid (=5-[(3S,4R)-3,4-dihydroxypyrrolidin-2-yl]-2-methylfuran-3-carboxylic acid) derivatives: new leads as selective alpha-L-fucosidase and beta-galactosidase inhibitors," Helvetica Chimica Acta, Vol. 86, pp. 1894-1913, 2003.	<input type="checkbox"/>
	3	NAEDELE-RISHA, R., et al., "Dual components of optimal asthma therapy: scientific and clinical rationale for the use of long acting beta-agonists with inhaled corticosteroids," THE JOURNAL OF THE AMERICAN OSTEOPATHIC ASSOCIATION, Vol. 101, No. 9, September 2001, pp. 2001-2009.	<input type="checkbox"/>
	4	NATHAN, et al., "A once daily fluticasone propionate aqueous nasal spray is an effective treatment for seasonal allergic rhinitis," Annals of Allergy, 1991, Vol. 67, pp. 332-338.	<input type="checkbox"/>

/Thor Nielsen/

01/13/2012

**INFORMATION DISCLOSURE
STATEMENT BY APPLICANT**
(Not for submission under 37 CFR 1.99)

Application Number		10518016
Filing Date		2005-07-06
First Named Inventor	Amar Lulla	
Art Unit	1616	
Examiner Name	Thor B. Nielsen	
Attorney Docket Number	CRT/20632 US(4137-04700)	

5	NELSON, HAROLD, S., et al., Fluticasone propionate-salmeterol combination provides more effective asthma control than low-dose inhaled corticosteroid plus montelukast," J. Allergy Clin. Immunol., Vol. 106, No. 6, December 2000, pp. 1088-1095.	<input type="checkbox"/>
6	O'CONNOR, B. J. "Combination therapy." Pulmonary Pharmacology and Therapeutics, Vol. 11, No. 5/6, 1998, pp. 397-399.	<input type="checkbox"/>
7	ONG, JOHN T. H., et al., "Micellar solubilization of timobesone acetate in aqueous and aqueous propylene glycol solutions of nonionic surfactants," Pharmaceutical Research, Vol. 5, No. 11, 1988, pp. 704-708.	<input type="checkbox"/>
8	ONG, JOHN T. H., et al., "Intrinsic potencies of novel thiol ester corticosteroids RS-85095 and RS-21314 as compared with clobetasol 17-propionate and fluocinonide," Arch Dermatol, Vol. 125, December 1989, pp. 1662-1665.	<input type="checkbox"/>
9	ONRUST, et al., "Mometasone furoate, a review of its intranasal use in allergic rhinitis," Drugs, Vol. 56, No. 4, October 1998, pp. 725-745, Vol. 21.	<input type="checkbox"/>
10	HOLGATE, STEPHEN T., Difficult Asthma, 1999, cover page and publishing information.	<input type="checkbox"/>
11	PCT/GB01/03495, International Preliminary Examination Report, date of mailing: August 30, 2002	<input type="checkbox"/>
12	PETTERSSON, BERTIL, et al., "Re-evaluation of the classical mycoplasma lipophilum cluster (Weisburg, et al., 1989) and description of two new clusters in the hominis group based on 16S rDNA sequences," Intl Journal of Systematic & Evolutionary Microbiology, 2001, Vol. 51, pp. 633-643.	<input type="checkbox"/>
13	PHILLIPS, G. H., et al., "Synthesis and structure activity relationships in a series of anti-inflammatory corticosteroid analogues, halomethyl androstane - 17B-carbothioates and - 17B-carboselenoates," Journal of Medicinal Chemistry, 1994, Vol. 37, pp. 3717-3729.	<input type="checkbox"/>
14	POPPER, T. J., et al., "Structure-activity relationship of a series of novel topical corticosteroids." Journal of Steroid Biochemistry, 1987, Vol. 27, pp. 837-843.	<input type="checkbox"/>
15	Product Information Flonase (Fluticasone propionate) Nasal Spray 50 mcg, 2004, pp. 1-13.	<input type="checkbox"/>

01/13/2012

/Thor Nielsen/

**INFORMATION DISCLOSURE
STATEMENT BY APPLICANT**
(Not for submission under 37 CFR 1.99)

Application Number		10518016
Filing Date		2005-07-06
First Named Inventor	Amar Lulla	
Art Unit	1616	
Examiner Name	Thor B. Nielsen	
Attorney Docket Number	CRT/20632 US(4137-04700)	

16	Product Information Rhinocort Aqua (budesonide) Nasal Spray 32 mcg, 2005, pp. 1-2.	<input type="checkbox"/>
17	SAKAGAMI, et al., "Mucoadhesive BDP microspheres for powder inhalation-their unique pharmacokinetic-pharmacodynamic profiles," Respiratory Drug Delivery, Vol. VI, pp. 193-199, 1998.	<input type="checkbox"/>
18	SANDHAM, et al., "Synthesis and biological properties of novel glucocorticoid androstene C-17 furoate esters," Bioorganic & Medicinal Chemistry, 2004, Vol. 12, pp. 5213-5224.	<input type="checkbox"/>
19	SCADDING, et al., "Clinical and physiological effects of fluticasone propionate aqueous nasal spray in the treatment of perennial rhinitis," Rhinology, 1991, Suppl. 11, pp. 37-43.	<input type="checkbox"/>
20	SETTIPANE, et al., "Triamcinolone acetone aqueous nasal spray in patients with seasonal ragweed allergic rhinitis: a placebo-controlled, double-blind study," Clin. Ther., 1995, Vol. 17, No. 2, pp. 252-263.	<input type="checkbox"/>
21	SHAPIRO, et al., "17-esters and 17,21-diester of 9-alpha, 11-beta-dichlorocorticoids. Synthesis and anti-inflammatory activity," Steroids, Vol. 9, No. 2, pp. 143-156, 1967.	<input type="checkbox"/>
22	SHAPIRO, et al., "Synthesis and structure-activity studies of corticosteroid 17-heterocyclic aromatic esters. 1. 9-alpha, 11-beta dichloro series," Journal of Medicinal Chemistry, Vol. 30, No. 6, pp. 1068-1073, 1987.	<input type="checkbox"/>
23	SHAPIRO, et al., "17 heteroaroyl esters of corticosteroids 2. 11 beta hydroxy series," Journal of Medicinal Chemistry, American Chemical Society, Washington, US, Vol. 30, No. 9, 1987, pp. 1581-1588.	<input type="checkbox"/>
24	SMITH, et al., "In vitro glucocorticoid receptor binding and transcriptional activation by topically active glucocorticoids," Arzneimittelforschung, 1998, 48(II)(9), pp. 956-959.	<input type="checkbox"/>
25	SMITH, N., et al., "Comparison of the electroosmotic flow profiles and selectivity of stationary phases used in capillary electrochromatography," Journal of Chromatography A., Vol. 832, 1999, pp. 41-54.	<input type="checkbox"/>
26	SOUNESS, et al., "Immunosuppressive and anti-inflammatory effects of cyclic AMP phosphodiesterase (PDE) type 4 inhibitors," Immunopharmacology, 2000, Vol. 47, Nos. 2/3, pp. 127-162.	<input type="checkbox"/>
/Thor Nielsen/		

01/13/2012

**INFORMATION DISCLOSURE
STATEMENT BY APPLICANT**
(Not for submission under 37 CFR 1.99)

Application Number		10518016
Filing Date		2005-07-06
First Named Inventor	Amar Lulla	
Art Unit	1616	
Examiner Name	Thor B. Nielsen	
Attorney Docket Number	CRT/20632 US(4137-04700)	

27	STEMPEL, et al., "Treatment of allergic rhinitis: an evidence-based evaluation of nasal corticosteroids versus nonsedating antihistamines," Am. J. Man. Care, 1998, Vol. 4, pp. 89-96.	<input type="checkbox"/>
28	Study No. 03DMW062 - "Pharmacokinetics of GW685698X and CC118781 (fluticasone propionate) when co-administered by the intratracheal or intravenous route to the anaesthetised white pig," 2004.	<input type="checkbox"/>
29	Study No. B30947 - "The Pharmacokinetics of GW685698X and CC118781 following intratracheal co-administration to the anaesthetised white pig," 2003.	<input type="checkbox"/>
30	SZEFLER, STANLEY J., et al., Chapter 21, "Glucocorticoids in severe asthma: mechanisms of action and route of administration," DIFFICULT ASTHMA, pp. 371-375, Martin Dunitz Ltd., Informa Health Care, 1999.	<input type="checkbox"/>
31	TANAKA, et al., "Synthesis of 4H-furo[3,2-b]indole derivatives. III (1). Preparation of 4H-furo[3,2-b]indole-2-carboxylic acid derivatives," Journal Heterocyclic Chemistry, Vol. 16, pp. 785-788, 1979.	<input type="checkbox"/>
32	TOGASHI, et al., "9-fluoro-11B, 17, 21-trihydroxy-16a-methyl-1,4-pregnadiene-3, 20-dione 21-cyclohexanecarboxylate 17-cyclopropanecarboxylate (ST126); OYO YAKURI, 2002, Vol. 63, No. 5/6, pp. 61-77.	<input type="checkbox"/>
33	UNEO, et al., "Synthesis and evaluation of antiinflammatory activities of a series of corticosteroid 17. Alpha - esters containing a functional group," JOURNAL OF MEDICINAL CHEMISTRY, AMERICAN CHEMICAL SOCIETY, Vol. 34, No. 8, August 1991, pp. 2468-2473.	<input type="checkbox"/>
34	UNDEM, et al., "Neural integration and allergic disease," J. Allergy Clin. Immunol., 2000, Vol. 106, No. 5, pp. S213-S220.	<input type="checkbox"/>
35	The United States Pharmacopoeia, 23rd Ed., US Pharmacopoeia Convention, Inc., Rockville MD, 1995, pp. 1843-1844, "Physical Tests / (941) X-Ray Diffraction."	<input type="checkbox"/>
36	VAN AS, et al., "Once daily fluticasone propionate is as effective for perennial allergic rhinitis as twice daily beclomethasone dipropionate," J. Allergy Clin. Immunol., 1993, Vol. 91, No. 6, pp. 1146-1154.	<input type="checkbox"/>
37	VAN BAVEL, et al., "Ocular efficacy and clinician overall evaluation of intranasal fluticasone propionate (FP) versus loratadine (LOR) in seasonal allergic rhinitis (SAR)," Annals of Allergy, Asthma, & Immunology, 1997, Vol. 78, p. 128, Abstract P101.	<input type="checkbox"/>

/Thor Nielsen/

01/13/2012

**INFORMATION DISCLOSURE
STATEMENT BY APPLICANT**
(Not for submission under 37 CFR 1.99)

Application Number		10518016
Filing Date		2005-07-06
First Named Inventor	Amar Lulla	
Art Unit	1616	
Examiner Name	Thor B. Nielsen	
Attorney Docket Number	CRT/20632 US(4137-04700)	

38	VAN DER MOLEN, et al., "Effects of the long acting beta agonist formoterol on asthma control in asthmatic patients using inhaled corticosteroids," Thorax, Vol. 52, No. 6, 1997, pp. 535-539.	<input type="checkbox"/>
39	WENKERT, et al., "Short syntheses of furan and catechol derivatives. A synthesis of hydrourushiol _{1,2} ," Journal American Chemical Society, Vol. 105, pp. 2021-2029, 1983.	<input type="checkbox"/>
40	WESTLUND, et al., "Fluticasone propionate aqueous nasal spray 200 mg once daily provides relief of ocular symptoms associated with seasonal allergic rhinitis," 57th Annual Meeting of the American Academy of Allergy, Asthma and Immunology, New Orleans LA, March 16-21, 2001, Abstract No. 522.	<input type="checkbox"/>
41	WOODFORD, et al., "Activity and bioavailability of a new steroid (Timobesone acetate) in cream and ointment compared with Lidex and Dermovate creams and ointments and Betnovate cream," Int'l Journal of Pharmaceutics, 1985, Vol. 26, pp. 145-155.	<input type="checkbox"/>
42	Observations on patentability of the object of the patent application PV 2003-352 (Czech Republic), 2003.	<input type="checkbox"/>
43	Notice of Opposition to the grant of patent on Patent Application No. 762/2001 (140397) (Pakistan), 2010.	<input type="checkbox"/>
44	CIPLA Annual Report Extract; 2010; (report shows that they launched an FF+azelastine product in 2010).	<input type="checkbox"/>
45	Comparative data of azelastine with steroids, 2011.	<input type="checkbox"/>
46	Declaration of Geena Malhotra for EP1519731 dated August 11, 2011.	<input type="checkbox"/>
47	Declaration of Joachim Maus for EP1519731 dated August 10, 2011.	<input type="checkbox"/>
48	VANRELL, "Preservatives in ophthalmic formulations: an overview," Arch. Soc. Esp. Oftalmol., 2007, Vol. 82, pp. 531-532. /Thor Nielsen/	<input type="checkbox"/>

01/13/2012

INFORMATION DISCLOSURE STATEMENT BY APPLICANT (Not for submission under 37 CFR 1.99)	Application Number		10518016
	Filing Date		2005-07-06
	First Named Inventor	Amar Lulla	
	Art Unit		1616
	Examiner Name	Thor B. Nielsen	
	Attorney Docket Number		CRT/20632 US(4137-04700)

	49	Malhotra Exhibit A, August 2011.	<input type="checkbox"/>
--	----	----------------------------------	--------------------------

If you wish to add additional non-patent literature document citation information please click the Add button **Add**

EXAMINER SIGNATURE

Examiner Signature	/Thor Nielsen/	Date Considered	01/13/2012
--------------------	----------------	-----------------	------------

*EXAMINER: Initial if reference considered, whether or not citation is in conformance with MPEP 609. Draw line through a citation if not in conformance and not considered. Include copy of this form with next communication to applicant.

¹ See Kind Codes of USPTO Patent Documents at www.USPTO.GOV or MPEP 901.04. ² Enter office that issued the document, by the two-letter code (WIPO Standard ST.3). ³ For Japanese patent documents, the indication of the year of the reign of the Emperor must precede the serial number of the patent document. ⁴ Kind of document by the appropriate symbols as indicated on the document under WIPO Standard ST.16 if possible. ⁵ Applicant is to place a check mark here if English language translation is attached.

INFORMATION DISCLOSURE STATEMENT BY APPLICANT (Not for submission under 37 CFR 1.99)	Application Number	10518016
	Filing Date	2005-07-06
	First Named Inventor	Amar Lulla
	Art Unit	1616
	Examiner Name	Thor B. Nielsen
	Attorney Docket Number	CRT/20632 US(4137-04700)

CERTIFICATION STATEMENT

Please see 37 CFR 1.97 and 1.98 to make the appropriate selection(s):

That each item of information contained in the information disclosure statement was first cited in any communication from a foreign patent office in a counterpart foreign application not more than three months prior to the filing of the information disclosure statement. See 37 CFR 1.97(e)(1).

OR

That no item of information contained in the information disclosure statement was cited in a communication from a foreign patent office in a counterpart foreign application, and, to the knowledge of the person signing the certification after making reasonable inquiry, no item of information contained in the information disclosure statement was known to any individual designated in 37 CFR 1.56(c) more than three months prior to the filing of the information disclosure statement. See 37 CFR 1.97(e)(2).

- See attached certification statement.
- The fee set forth in 37 CFR 1.17 (p) has been submitted herewith.
- A certification statement is not submitted herewith.

SIGNATURE

A signature of the applicant or representative is required in accordance with CFR 1.33, 10.18. Please see CFR 1.4(d) for the form of the signature.

Signature	/Rodney B. Carroll/	Date (YYYY-MM-DD)	2011-12-13
Name/Print	Rodney B. Carroll	Registration Number	39624

This collection of information is required by 37 CFR 1.97 and 1.98. The information is required to obtain or retain a benefit by the public which is to file (and by the USPTO to process) an application. Confidentiality is governed by 35 U.S.C. 122 and 37 CFR 1.14. This collection is estimated to take 1 hour to complete, including gathering, preparing and submitting the completed application form to the USPTO. Time will vary depending upon the individual case. Any comments on the amount of time you require to complete this form and/or suggestions for reducing this burden, should be sent to the Chief Information Officer, U.S. Patent and Trademark Office, U.S. Department of Commerce, P.O. Box 1450, Alexandria, VA 22313-1450. DO NOT SEND FEES OR COMPLETED FORMS TO THIS ADDRESS. **SEND TO: Commissioner for Patents, P.O. Box 1450, Alexandria, VA 22313-1450.**

/Thor Nielsen/

01/13/2012

Privacy Act Statement

The Privacy Act of 1974 (P.L. 93-579) requires that you be given certain information in connection with your submission of the attached form related to a patent application or patent. Accordingly, pursuant to the requirements of the Act, please be advised that: (1) the general authority for the collection of this information is 35 U.S.C. 2(b)(2); (2) furnishing of the information solicited is voluntary; and (3) the principal purpose for which the information is used by the U.S. Patent and Trademark Office is to process and/or examine your submission related to a patent application or patent. If you do not furnish the requested information, the U.S. Patent and Trademark Office may not be able to process and/or examine your submission, which may result in termination of proceedings or abandonment of the application or expiration of the patent.


The information provided by you in this form will be subject to the following routine uses:

1. The information on this form will be treated confidentially to the extent allowed under the Freedom of Information Act (5 U.S.C. 552) and the Privacy Act (5 U.S.C. 552a). Records from this system of records may be disclosed to the Department of Justice to determine whether the Freedom of Information Act requires disclosure of these records.
2. A record from this system of records may be disclosed, as a routine use, in the course of presenting evidence to a court, magistrate, or administrative tribunal, including disclosures to opposing counsel in the course of settlement negotiations.
3. A record in this system of records may be disclosed, as a routine use, to a Member of Congress submitting a request involving an individual, to whom the record pertains, when the individual has requested assistance from the Member with respect to the subject matter of the record.
4. A record in this system of records may be disclosed, as a routine use, to a contractor of the Agency having need for the information in order to perform a contract. Recipients of information shall be required to comply with the requirements of the Privacy Act of 1974, as amended, pursuant to 5 U.S.C. 552a(m).
5. A record related to an International Application filed under the Patent Cooperation Treaty in this system of records may be disclosed, as a routine use, to the International Bureau of the World Intellectual Property Organization, pursuant to the Patent Cooperation Treaty.
6. A record in this system of records may be disclosed, as a routine use, to another federal agency for purposes of National Security review (35 U.S.C. 181) and for review pursuant to the Atomic Energy Act (42 U.S.C. 218(c)).
7. A record from this system of records may be disclosed, as a routine use, to the Administrator, General Services, or his/her designee, during an inspection of records conducted by GSA as part of that agency's responsibility to recommend improvements in records management practices and programs, under authority of 44 U.S.C. 2904 and 2906. Such disclosure shall be made in accordance with the GSA regulations governing inspection of records for this purpose, and any other relevant (i.e., GSA or Commerce) directive. Such disclosure shall not be used to make determinations about individuals.
8. A record from this system of records may be disclosed, as a routine use, to the public after either publication of the application pursuant to 35 U.S.C. 122(b) or issuance of a patent pursuant to 35 U.S.C. 151. Further, a record may be disclosed, subject to the limitations of 37 CFR 1.14, as a routine use, to the public if the record was filed in an application which became abandoned or in which the proceedings were terminated and which application is referenced by either a published application, an application open to public inspections or an issued patent.
9. A record from this system of records may be disclosed, as a routine use, to a Federal, State, or local law enforcement agency, if the USPTO becomes aware of a violation or potential violation of law or regulation.

/Thor Nielsen/

01/13/2012

ALL REFERENCES CONSIDERED EXCEPT WHERE LINED THROUGH. /T.N./

Search Notes 	Application/Control No. 10518016	Applicant(s)/Patent Under Reexamination LULLA ET AL.
	Examiner KRISTIE L BROOKS	Art Unit 1616

SEARCHED			
Class	Subclass	Date	Examiner
514	171	09/14/2011	TBN

SEARCH NOTES		
Search Notes	Date	Examiner
East Search	11/4/2009	KB
East Search	11/6/2009	KB
EAST prior art search	09/14/2011	TBN
Review of prior art from new Information Disclosure Statements	01/13/2012	TBN

INTERFERENCE SEARCH			
Class	Subclass	Date	Examiner
514	171	09/14/2011	TBN

--	--

INFORMATION DISCLOSURE STATEMENT BY APPLICANT (Not for submission under 37 CFR 1.99)	Application Number		10518016	
	Filing Date		2005-07-06	
	First Named Inventor	Amar Lulla		
	Art Unit	1616		
	Examiner Name	Thor B. Nielsen		
	Attorney Docket Number	PAC/20632 US (4137-04700)		

U.S.PATENTS						Remove
Examiner Initial*	Cite No	Patent Number	Kind Code ¹	Issue Date	Name of Patentee or Applicant of cited Document	Pages,Columns,Lines where Relevant Passages or Relevant Figures Appear
	1					

If you wish to add additional U.S. Patent citation information please click the Add button. Add

U.S.PATENT APPLICATION PUBLICATIONS						Remove
Examiner Initial*	Cite No	Publication Number	Kind Code ¹	Publication Date	Name of Patentee or Applicant of cited Document	Pages,Columns,Lines where Relevant Passages or Relevant Figures Appear
	1					

If you wish to add additional U.S. Published Application citation information please click the Add button. Add

FOREIGN PATENT DOCUMENTS								Remove
Examiner Initial*	Cite No	Foreign Document Number ³	Country Code ² j	Kind Code ⁴	Publication Date	Name of Patentee or Applicant of cited Document	Pages,Columns,Lines where Relevant Passages or Relevant Figures Appear	T ⁵
	1							<input type="checkbox"/>

If you wish to add additional Foreign Patent Document citation information please click the Add button. Add

NON-PATENT LITERATURE DOCUMENTS				Remove
Examiner Initials*	Cite No	Include name of the author (in CAPITAL LETTERS), title of the article (when appropriate), title of the item (book, magazine, journal, serial, symposium, catalog, etc), date, pages(s), volume-issue number(s), publisher, city and/or country where published.		T ⁵

/Thor Nielsen/

09/28/2011

**INFORMATION DISCLOSURE
STATEMENT BY APPLICANT**
(Not for submission under 37 CFR 1.99)

Application Number		10518016
Filing Date		2005-07-06
First Named Inventor	Amar Lulla	
Art Unit	1616	
Examiner Name	Thor B. Nielsen	
Attorney Docket Number	PAC/20632 US (4137-04700)	

1	SALIB RAMI JEAN, et al., "Safety and Tolerability Profiles of Intranasal Antihistamines and Intranasal Corticosteroids in the Treatment of Allergic Rhinitis," Drug Safety 2003, Vol. 26, No. 12, Cover page, publication page, pgs. 863-893, ADIS Data Information BV.	<input type="checkbox"/>
2	SIMPSON, RICHARD J., "Budesonide and terfenadine, separately and in combination, in the treatment of hay fever," Annals of Allergy, December, 1994, Vol. 73, Cover page, publication page, pgs. 497-502.	<input type="checkbox"/>
3	JUNIPER, E F., et al., "Comparison of beclomethasone dipropionate aqueous nasal spray, astemizone, and the combination in the prophylactic treatment of ragweed pollen-induced rhinoconjunctivitis," Journal of Allergy and Clinical Immunology, March 1989, Vol 83, No. 3, Cover page, Publications page, pgs. 627-633, American Academy of Allergy and Immunology, C.V. Mosby Co.	<input type="checkbox"/>
4	BARNES, M. L., et al., "Effects of levocetirizine as add-on therapy to fluticasone in seasonal allergic rhinitis," Clinical and Experimental Allergy, January 27, 2006, Vol. 36, pgs. 676-684, Blackwell Publishing Ltd.	<input type="checkbox"/>
5	Applicants response to foreign communication - EP 03738280.1 (EP Patent 1519731) , September 6, 2010, 15 pages.	<input type="checkbox"/>
6	File history of Australian Patent Application No. AU2003244799, 38 pages.	<input type="checkbox"/>
7	File history of Brazilian Patent Application No. PI 0312128-3, 27 pages. April 2011	<input type="checkbox"/>
8	File history of Canadian Patent Application No. 2,489,427, 19 pages. December 2010	<input type="checkbox"/>
9	File history of Korean Patent Application No. 10-2004-7020819, 89 pages.	<input type="checkbox"/>
10	File history of Mexican Patent Application No. PA/a/2004/01266 (now Patent No. 265349), 86 pages.	<input type="checkbox"/>
11	File history of Polish Patent Application No. P-373001, 95 pages. May 2011	<input type="checkbox"/>

/Thor Nielsen/

09/28/2011

INFORMATION DISCLOSURE STATEMENT BY APPLICANT (Not for submission under 37 CFR 1.99)	Application Number		10518016
	Filing Date		2005-07-06
	First Named Inventor	Amar Lulla	
	Art Unit	1616	
	Examiner Name	Thor B. Nielsen	
	Attorney Docket Number	PAC/20632 US (4137-04700)	

12	File history of Russian Patent Application No. RU 2361593 C2, 65 pages. April 2009	<input type="checkbox"/>
13	File history of South African Patent Application No. 2005/0331 (now Patent No. 2005/0331), 18 pages.	<input type="checkbox"/>
14	Applicants response to foreign communication - CA 2489427, December 20, 2010, 10 pages.	<input type="checkbox"/>

If you wish to add additional non-patent literature document citation information please click the Add button **Add**

EXAMINER SIGNATURE

Examiner Signature	/Thor Nielsen/	Date Considered	09/28/2011
--------------------	----------------	-----------------	------------

*EXAMINER: Initial if reference considered, whether or not citation is in conformance with MPEP 609. Draw line through a citation if not in conformance and not considered. Include copy of this form with next communication to applicant.

¹ See Kind Codes of USPTO Patent Documents at www.USPTO.GOV or MPEP 901.04. ² Enter office that issued the document, by the two-letter code (WIPO Standard ST.3). ³ For Japanese patent documents, the indication of the year of the reign of the Emperor must precede the serial number of the patent document. ⁴ Kind of document by the appropriate symbols as indicated on the document under WIPO Standard ST.16 if possible. ⁵ Applicant is to place a check mark here if English language translation is attached.

INFORMATION DISCLOSURE STATEMENT BY APPLICANT (Not for submission under 37 CFR 1.99)	Application Number		10518016
	Filing Date		2005-07-06
	First Named Inventor	Amar Lulla	
	Art Unit		1616
	Examiner Name	Thor B. Nielsen	
	Attorney Docket Number		PAC/20632 US (4137-04700)

CERTIFICATION STATEMENT

Please see 37 CFR 1.97 and 1.98 to make the appropriate selection(s):

That each item of information contained in the information disclosure statement was first cited in any communication from a foreign patent office in a counterpart foreign application not more than three months prior to the filing of the information disclosure statement. See 37 CFR 1.97(e)(1).

OR

That no item of information contained in the information disclosure statement was cited in a communication from a foreign patent office in a counterpart foreign application, and, to the knowledge of the person signing the certification after making reasonable inquiry, no item of information contained in the information disclosure statement was known to any individual designated in 37 CFR 1.56(c) more than three months prior to the filing of the information disclosure statement. See 37 CFR 1.97(e)(2).

- See attached certification statement.
- Fee set forth in 37 CFR 1.17 (p) has been submitted herewith.
- None

SIGNATURE

A signature of the applicant or representative is required in accordance with CFR 1.33, 10.18. Please see CFR 1.4(d) for the form of the signature.

Signature	/Rodney B. Carroll/	Date (YYYY-MM-DD)	2011-08-16
Name/Print	Rodney B. Carroll	Registration Number	39,624

/Thor Nielsen/

09/28/2011

This collection of information is required by 37 CFR 1.97 and 1.98. The information is required to obtain or retain a benefit by the public which is to file (and by the USPTO to process) an application. Confidentiality is governed by 35 U.S.C. 122 and 37 CFR 1.14. This collection is estimated to take 1 hour to complete, including gathering, preparing and submitting the completed application form to the USPTO. Time will vary depending upon the individual case. Any comments on the amount of time you require to complete this form and/or suggestions for reducing this burden, should be sent to the Chief Information Officer, U.S. Patent and Trademark Office, U.S. Department of Commerce, P.O. Box 1450, Alexandria, VA 22313-1450. DO NOT SEND FEES OR COMPLETED FORMS TO THIS ADDRESS. **SEND TO: Commissioner for Patents, P.O. Box 1450, Alexandria, VA 22313-1450.**

/Thor Nielsen/

Privacy Act Statement

The Privacy Act of 1974 (P.L. 93-579) requires that you be given certain information in connection with your submission of the attached form related to a patent application or patent. Accordingly, pursuant to the requirements of the Act, please be advised that: (1) the general authority for the collection of this information is 35 U.S.C. 2(b)(2); (2) furnishing of the information solicited is voluntary; and (3) the principal purpose for which the information is used by the U.S. Patent and Trademark Office is to process and/or examine your submission related to a patent application or patent. If you do not furnish the requested information, the U.S. Patent and Trademark Office may not be able to process and/or examine your submission, which may result in termination of proceedings or abandonment of the application or expiration of the patent.

The information provided by you in this form will be subject to the following routine uses:

1. The information on this form will be treated confidentially to the extent allowed under the Freedom of Information Act (5 U.S.C. 552) and the Privacy Act (5 U.S.C. 552a). Records from this system of records may be disclosed to the Department of Justice to determine whether the Freedom of Information Act requires disclosure of these records.
2. A record from this system of records may be disclosed, as a routine use, in the course of presenting evidence to a court, magistrate, or administrative tribunal, including disclosures to opposing counsel in the course of settlement negotiations.
3. A record in this system of records may be disclosed, as a routine use, to a Member of Congress submitting a request involving an individual, to whom the record pertains, when the individual has requested assistance from the Member with respect to the subject matter of the record.
4. A record in this system of records may be disclosed, as a routine use, to a contractor of the Agency having need for the information in order to perform a contract. Recipients of information shall be required to comply with the requirements of the Privacy Act of 1974, as amended, pursuant to 5 U.S.C. 552a(m).
5. A record related to an International Application filed under the Patent Cooperation Treaty in this system of records may be disclosed, as a routine use, to the International Bureau of the World Intellectual Property Organization, pursuant to the Patent Cooperation Treaty.
6. A record in this system of records may be disclosed, as a routine use, to another federal agency for purposes of National Security review (35 U.S.C. 181) and for review pursuant to the Atomic Energy Act (42 U.S.C. 218(c)).
7. A record from this system of records may be disclosed, as a routine use, to the Administrator, General Services, or his/her designee, during an inspection of records conducted by GSA as part of that agency's responsibility to recommend improvements in records management practices and programs, under authority of 44 U.S.C. 2904 and 2906. Such disclosure shall be made in accordance with the GSA regulations governing inspection of records for this purpose, and any other relevant (i.e., GSA or Commerce) directive. Such disclosure shall not be used to make determinations about individuals.
8. A record from this system of records may be disclosed, as a routine use, to the public after either publication of the application pursuant to 35 U.S.C. 122(b) or issuance of a patent pursuant to 35 U.S.C. 151. Further, a record may be disclosed, subject to the limitations of 37 CFR 1.14, as a routine use, to the public if the record was filed in an application which became abandoned or in which the proceedings were terminated and which application is referenced by either a published application, an application open to public inspections or an issued patent.
9. A record from this system of records may be disclosed, as a routine use, to a Federal, State, or local law enforcement agency, if the USPTO becomes aware of a violation or potential violation of law or regulation.

/Thor Nielsen/

09/28/2011

ALL REFERENCES CONSIDERED EXCEPT WHERE LINED THROUGH. /T.N./

INFORMATION DISCLOSURE STATEMENT BY APPLICANT (Not for submission under 37 CFR 1.99)	Application Number		10518016	
	Filing Date		2005-07-06	
	First Named Inventor	Amar Lulla		
	Art Unit	1616		
	Examiner Name	Thor B. Nielsen		
	Attorney Docket Number	PAC/20632 US(4137-04700)		

U.S.PATENTS						Remove
Examiner Initial*	Cite No	Patent Number	Kind Code ¹	Issue Date	Name of Patentee or Applicant of cited Document	Pages,Columns,Lines where Relevant Passages or Relevant Figures Appear
	1					

If you wish to add additional U.S. Patent citation information please click the Add button. Add

U.S.PATENT APPLICATION PUBLICATIONS						Remove
Examiner Initial*	Cite No	Publication Number	Kind Code ¹	Publication Date	Name of Patentee or Applicant of cited Document	Pages,Columns,Lines where Relevant Passages or Relevant Figures Appear
	1					

If you wish to add additional U.S. Published Application citation information please click the Add button. Add

FOREIGN PATENT DOCUMENTS								Remove
Examiner Initial*	Cite No	Foreign Document Number ³	Country Code ² j	Kind Code ⁴	Publication Date	Name of Patentee or Applicant of cited Document	Pages,Columns,Lines where Relevant Passages or Relevant Figures Appear	T ⁵
	1							<input type="checkbox"/>

If you wish to add additional Foreign Patent Document citation information please click the Add button. Add

NON-PATENT LITERATURE DOCUMENTS				Remove
Examiner Initials*	Cite No	Include name of the author (in CAPITAL LETTERS), title of the article (when appropriate), title of the item (book, magazine, journal, serial, symposium, catalog, etc), date, pages(s), volume-issue number(s), publisher, city and/or country where published.		T ⁵

/Thor Nielsen/

09/28/2011

INFORMATION DISCLOSURE STATEMENT BY APPLICANT (Not for submission under 37 CFR 1.99)	Application Number	10518016
	Filing Date	2005-07-06
	First Named Inventor	Amar Lulla
	Art Unit	1616
	Examiner Name	Thor B. Nielsen
	Attorney Docket Number	PAC/20632 US(4137-04700)

1	Applicant Response to foreign communication EP Patent 1519731, August 11, 2011, 252 pages.	<input type="checkbox"/>
---	--	--------------------------

If you wish to add additional non-patent literature document citation information please click the Add button **Add**

EXAMINER SIGNATURE

Examiner Signature	/Thor Nielsen/	Date Considered	09/28/2011
--------------------	----------------	-----------------	------------

*EXAMINER: Initial if reference considered, whether or not citation is in conformance with MPEP 609. Draw line through a citation if not in conformance and not considered. Include copy of this form with next communication to applicant.

¹ See Kind Codes of USPTO Patent Documents at www.USPTO.GOV or MPEP 901.04. ² Enter office that issued the document, by the two-letter code (WIPO Standard ST.3). ³ For Japanese patent documents, the indication of the year of the reign of the Emperor must precede the serial number of the patent document. ⁴ Kind of document by the appropriate symbols as indicated on the document under WIPO Standard ST.16 if possible. ⁵ Applicant is to place a check mark here if English language translation is attached.

INFORMATION DISCLOSURE STATEMENT BY APPLICANT (Not for submission under 37 CFR 1.99)	Application Number	10518016
	Filing Date	2005-07-06
	First Named Inventor	Amar Lulla
	Art Unit	1616
	Examiner Name	Thor B. Nielsen
	Attorney Docket Number	PAC/20632 US(4137-04700)

CERTIFICATION STATEMENT

Please see 37 CFR 1.97 and 1.98 to make the appropriate selection(s):

That each item of information contained in the information disclosure statement was first cited in any communication from a foreign patent office in a counterpart foreign application not more than three months prior to the filing of the information disclosure statement. See 37 CFR 1.97(e)(1).

OR

That no item of information contained in the information disclosure statement was cited in a communication from a foreign patent office in a counterpart foreign application, and, to the knowledge of the person signing the certification after making reasonable inquiry, no item of information contained in the information disclosure statement was known to any individual designated in 37 CFR 1.56(c) more than three months prior to the filing of the information disclosure statement. See 37 CFR 1.97(e)(2).

See attached certification statement.

The fee set forth in 37 CFR 1.17 (p) has been submitted herewith.

A certification statement is not submitted herewith.

SIGNATURE

A signature of the applicant or representative is required in accordance with CFR 1.33, 10.18. Please see CFR 1.4(d) for the form of the signature.

Signature	/Rodney B. Carroll/	Date (YYYY-MM-DD)	2011-08-22
Name/Print	Rodney B. Carroll	Registration Number	39,624

This collection of information is required by 37 CFR 1.97 and 1.98. The information is required to obtain or retain a benefit by the public which is to file (and by the USPTO to process) an application. Confidentiality is governed by 35 U.S.C. 122 and 37 CFR 1.14. This collection is estimated to take 1 hour to complete, including gathering, preparing and submitting the completed application form to the USPTO. Time will vary depending upon the individual case. Any comments on the amount of time you require to complete this form and/or suggestions for reducing this burden, should be sent to the Chief Information Officer, U.S. Patent and Trademark Office, U.S. Department of Commerce, P.O. Box 1450, Alexandria, VA 22313-1450. DO NOT SEND FEES OR COMPLETED FORMS TO THIS ADDRESS. **SEND TO: Commissioner for Patents, P.O. Box 1450, Alexandria, VA 22313-1450.**

/Thor Nielsen/

09/28/2011

Privacy Act Statement

The Privacy Act of 1974 (P.L. 93-579) requires that you be given certain information in connection with your submission of the attached form related to a patent application or patent. Accordingly, pursuant to the requirements of the Act, please be advised that: (1) the general authority for the collection of this information is 35 U.S.C. 2(b)(2); (2) furnishing of the information solicited is voluntary; and (3) the principal purpose for which the information is used by the U.S. Patent and Trademark Office is to process and/or examine your submission related to a patent application or patent. If you do not furnish the requested information, the U.S. Patent and Trademark Office may not be able to process and/or examine your submission, which may result in termination of proceedings or abandonment of the application or expiration of the patent.

The information provided by you in this form will be subject to the following routine uses:

1. The information on this form will be treated confidentially to the extent allowed under the Freedom of Information Act (5 U.S.C. 552) and the Privacy Act (5 U.S.C. 552a). Records from this system of records may be disclosed to the Department of Justice to determine whether the Freedom of Information Act requires disclosure of these records.
2. A record from this system of records may be disclosed, as a routine use, in the course of presenting evidence to a court, magistrate, or administrative tribunal, including disclosures to opposing counsel in the course of settlement negotiations.
3. A record in this system of records may be disclosed, as a routine use, to a Member of Congress submitting a request involving an individual, to whom the record pertains, when the individual has requested assistance from the Member with respect to the subject matter of the record.
4. A record in this system of records may be disclosed, as a routine use, to a contractor of the Agency having need for the information in order to perform a contract. Recipients of information shall be required to comply with the requirements of the Privacy Act of 1974, as amended, pursuant to 5 U.S.C. 552a(m).
5. A record related to an International Application filed under the Patent Cooperation Treaty in this system of records may be disclosed, as a routine use, to the International Bureau of the World Intellectual Property Organization, pursuant to the Patent Cooperation Treaty.
6. A record in this system of records may be disclosed, as a routine use, to another federal agency for purposes of National Security review (35 U.S.C. 181) and for review pursuant to the Atomic Energy Act (42 U.S.C. 218(c)).
7. A record from this system of records may be disclosed, as a routine use, to the Administrator, General Services, or his/her designee, during an inspection of records conducted by GSA as part of that agency's responsibility to recommend improvements in records management practices and programs, under authority of 44 U.S.C. 2904 and 2906. Such disclosure shall be made in accordance with the GSA regulations governing inspection of records for this purpose, and any other relevant (i.e., GSA or Commerce) directive. Such disclosure shall not be used to make determinations about individuals.
8. A record from this system of records may be disclosed, as a routine use, to the public after either publication of the application pursuant to 35 U.S.C. 122(b) or issuance of a patent pursuant to 35 U.S.C. 151. Further, a record may be disclosed, subject to the limitations of 37 CFR 1.14, as a routine use, to the public if the record was filed in an application which became abandoned or in which the proceedings were terminated and which application is referenced by either a published application, an application open to public inspections or an issued patent.
9. A record from this system of records may be disclosed, as a routine use, to a Federal, State, or local law enforcement agency, if the USPTO becomes aware of a violation or potential violation of law or regulation.

ALL REFERENCES CONSIDERED EXCEPT WHERE LINED THROUGH. /T.N./

INFORMATION DISCLOSURE STATEMENT BY APPLICANT (Not for submission under 37 CFR 1.99)	Application Number		10518016
	Filing Date		2005-07-06
	First Named Inventor	Amar Lulla	
	Art Unit	1616	
	Examiner Name	Thor B. Nielsen	
	Attorney Docket Number	PAC/20632 US (4137-04700)	

U.S.PATENTS						Remove
Examiner Initial*	Cite No	Patent Number	Kind Code ¹	Issue Date	Name of Patentee or Applicant of cited Document	Pages,Columns,Lines where Relevant Passages or Relevant Figures Appear
	1	5232919		1993-08-03	Scheffler, et al.	
	2	5271946		1993-12-21	Hettche	
	3	5658919		1997-08-19	Ratnaraj, et al.	
	4	6319513	B1	2001-11-20	Dobrozsi	
	5	7776315	B2	2010-08-17	Pairet, et al.	
	6	5914122		1999-06-22	Otterbeck, et al.	
	7	6525228	B2	2003-02-25	Chauvin, et al.	
If you wish to add additional U.S. Patent citation information please click the Add button.						Add
U.S.PATENT APPLICATION PUBLICATIONS						Remove

/Thor Nielsen/

09/28/2011

INFORMATION DISCLOSURE STATEMENT BY APPLICANT (Not for submission under 37 CFR 1.99)	Application Number		10518016	
	Filing Date		2005-07-06	
	First Named Inventor	Amar Lulla		
	Art Unit		1616	
	Examiner Name	Thor B. Nielsen		
	Attorney Docket Number	PAC/20632 US (4137-04700)		

Examiner Initial*	Cite No	Publication Number	Kind Code ¹	Publication Date	Name of Patentee or Applicant of cited Document	Pages, Columns, Lines where Relevant Passages or Relevant Figures Appear
	1	20040204399	A1	2004-10-14	Osbakken, et al.	
	2	20040235807	A1	2004-11-25	Weinrich, et al.	

If you wish to add additional U.S. Published Application citation information please click the Add button. **Add**

FOREIGN PATENT DOCUMENTS

Remove

Examiner Initial*	Cite No	Foreign Document Number ³	Country Code ² j	Kind Code ⁴	Publication Date	Name of Patentee or Applicant of cited Document	Pages, Columns, Lines where Relevant Passages or Relevant Figures Appear	T ⁵
	1	10152369	DE	A1	2002-05-08	Boehringer Ingelheim Pharma		<input type="checkbox"/>
	2	9746243	WO	A1	1997-12-11	The Procter & Gamble Company		<input type="checkbox"/>
	3	2003244799	AU	B2	2003-12-31	Cipla Limited		<input type="checkbox"/>
	4	2002-053485	JP		2002-02-19	Oshida Tetsuo		<input type="checkbox"/>

If you wish to add additional Foreign Patent Document citation information please click the Add button **Add**

NON-PATENT LITERATURE DOCUMENTS

Remove

Examiner Initials*	Cite No	Include name of the author (in CAPITAL LETTERS), title of the article (when appropriate), title of the item (book, magazine, journal, serial, symposium, catalog, etc), date, pages(s), volume-issue number(s), publisher, city and/or country where published.	T ⁵
			<input type="checkbox"/>

/Thor Nielsen/

09/28/2011

**INFORMATION DISCLOSURE
STATEMENT BY APPLICANT**
(Not for submission under 37 CFR 1.99)

Application Number		10518016
Filing Date		2005-07-06
First Named Inventor	Amar Lulla	
Art Unit	1616	
Examiner Name	Thor B. Nielsen	
Attorney Docket Number	PAC/20632 US (4137-04700)	

1	Foreign communication from a related counterpart application - CA2,489,427, Examination Report, June 18, 2010, 3 pages.	<input type="checkbox"/>
2	Foreign communication from a related counterpart application - CA2,489,427, Examination Report, March 24, 2011, 2 pages.	<input type="checkbox"/>
3	Foreign communication from a related counterpart application - Examination Report, EP Application 03738280.1, November 10, 2005, 4 pages.	<input type="checkbox"/>
4	Foreign communication from a related counterpart application - Examination Report, EP Application 03738280.1, July 18, 2007, 5 pages.	<input type="checkbox"/>
5	Foreign communication from a related counterpart application - Notice of Intent to Grant, EP Application 03738280.1, October 23, 2008, 6 pages.	<input type="checkbox"/>
6	Foreign communication from a related counterpart application - AU2003244799, Examination Report, November 20, 2007, 2 pages.	<input type="checkbox"/>
7	Foreign communication from a related counterpart application - KR 10-2004-7020819, Examination Report, August 26, 2010, 8 pages.	<input type="checkbox"/>
8	GENNARO, ALFONSO R., ed., et al., Remington: The Science and Practice of Pharmacy, 2000, 20th edition, Vol. 1, pgs. 785, 830, 831 plus cover page and publication page, Lippincott Williams & Wilkins..	<input type="checkbox"/>
9	GILBERT, PETER, et al., "Preservation of pharmaceutical products," Encyclopedia of Pharmaceutical Technology, 2002, 2nd edition, Vol. 3, pg. 2278 plus cover page and publication page, Marcel Dekker, Inc.	<input type="checkbox"/>
10	Office Action (Final) dated February 18, 2011 (23 pages), Application Serial No. 12/508,388 filed on July 23, 2009.	<input type="checkbox"/>
11	Office Action (Final) dated February 24, 2011 (20 pages), Application Serial No. 12/508,393 filed July 23, 2009.	<input type="checkbox"/>
/Thor Nielsen/		09/28/2011

**INFORMATION DISCLOSURE
STATEMENT BY APPLICANT**
(Not for submission under 37 CFR 1.99)

Application Number		10518016
Filing Date		2005-07-06
First Named Inventor	Amar Lulla	
Art Unit	1616	
Examiner Name	Thor B. Nielsen	
Attorney Docket Number	PAC/20632 US (4137-04700)	

12	REDDY, INDRA K., ed., Ocular Therapeutics and Drug Delivery: A Multi-Disciplinary Approach, 1996, pgs. 382-385 plus cover page and publication page, Technomic Publishing Company, Inc.	<input type="checkbox"/>
13	Foreign communication from a related counterpart application - Summons to Attend Oral Proceedings, EP Application 03738280.1, February 8, 2011, 1 page.	<input type="checkbox"/>
14	Foreign communication from a related counterpart application - Examination Report, RU 2005100781, April 23, 2007, 6 pages.	<input type="checkbox"/>
15	Foreign communication from a related counterpart application - Examination Report, RU 2005100781, May 23, 2008, 3 pages.	<input type="checkbox"/>
16	Pre-Grant Opposition, Indian Patent Application 2092/KOLNP/2007 dated June 8, 2007, 183 pages.	<input type="checkbox"/>
17	SPECTOR, SHELDON, "Ideal pharmacotherapy for allergic rhinitis," J Allergy Clin Immunol, Vol. 103, No. 3, Part 2, pgs. S386-S387. 1999	<input type="checkbox"/>
18	MCNEELY, WENDY, et al., "Intranasal Azelastine A Review of its Efficacy in the Management of Allergic Rhinitis," Drugs, 1998, Vol. 56, No. 1, pgs. 91-114.	<input type="checkbox"/>
19	ABPI Data Sheet Compendium, 1995-96, cover page plus pgs. 38-39, Datapharm Publications Limited, London, Great Britain.	<input type="checkbox"/>
20	AURORA, JACK, "Nasal Delivery; Development of Nasal Delivery Systems: A Review," Drug Delivery Technology, Vol. 2, No. 7, October 2002, 8 pages, http://www.drugdeliverytech.com/ME2/Segments/Publications:Article&id=9EB19EB2F29F462089CE081473F5F3CA .	<input type="checkbox"/>
21	BLOCK, JOHN H., et al., "Inorganic Medicinal and Pharmaceutical Chemistry," 1986, cover, publication, and preface pages plus page 100, Indian Edition, Varghese Publishing House, Bombay, India.	<input type="checkbox"/>
22	Cipla Sixty-Ninth Annual Report 2004-2005, cover pages, information page, plus pgs. 3, 5, and 44.	<input type="checkbox"/>

/Thor Nielsen/

09/28/2011

**INFORMATION DISCLOSURE
STATEMENT BY APPLICANT**
(Not for submission under 37 CFR 1.99)

Application Number		10518016
Filing Date		2005-07-06
First Named Inventor	Amar Lulla	
Art Unit	1616	
Examiner Name	Thor B. Nielsen	
Attorney Docket Number	PAC/20632 US (4137-04700)	

23	Duonase Data Sheet, "The Complete Rhinitis Control," 6 pages, Cipla Limited, Mumbai, India. 2004	<input type="checkbox"/>
24	DROUIN, MICHEL A., et al., "Adding Loratadine to Topical Nasal Steroid Therapy Improves Moderately Severe Seasonal Allergic Rhinoconjunctivitis," Advances in Therapy, Vol. 12, No. 6, November/December 1995, pgs. 340 - 349, Health Communications Inc.	<input type="checkbox"/>
25	Foreign communication from a related counterpart application - Translation of Office Action, Israel Patent Application 165771, July 11, 2011, 3 pages.	<input type="checkbox"/>
26	HODGES, N. A., et al., "Preservative Efficacy Tests in Formulated Nasal Products: Reproducibility and Factors Affecting Preservative Activity," J. Pharm. Pharmacol., 1996, Vol. 48, pgs. 1237-1242.	<input type="checkbox"/>
27	Applicants response to foreign communication - KR10-2004-7020819, December 27, 2010, 18 pages.	<input type="checkbox"/>
28	Prescribing Information for Astepro®, November 2010, 20 pages, Meda Pharmaceuticals Inc., Somerset, NJ, US.	<input type="checkbox"/>
29	Prescribing Information for Rhinocort Aqua™, December 2010, 32 pages, AstraZeneca LP, Wilmington, DE, US.	<input type="checkbox"/>
30	Product Information, Nasonex®, August 2001, 22 pages, Schering Corporation, Kenilworth, NJ, US.	<input type="checkbox"/>
31	Safety Data Sheet, SDS Number 110556, July 4, 2008, V14, Flonase Nasal Spray, 5 pages, GlaxoSmithKline.	<input type="checkbox"/>
32	Safety Data Sheet, SDS Number 110536, June 23, 2008, V13, Beconase Hayfever Allergy Spray, 5 pages, GlaxoSmithKline.	<input type="checkbox"/>
33	WISEMAN, LYNDA R., et al., "Intranasal Fluticasone Propionate: A Reappraisal of its Pharmacology and Clinical Efficacy in the Treatment of Rhinitis," Drugs, 1997, Vol. 53, No. 5, pgs. 885-907, Adis International Limited.	<input type="checkbox"/>
/Thor Nielsen/		09/28/2011

**INFORMATION DISCLOSURE
STATEMENT BY APPLICANT**
(Not for submission under 37 CFR 1.99)

Application Number		10518016
Filing Date		2005-07-06
First Named Inventor	Amar Lulla	
Art Unit	1616	
Examiner Name	Thor B. Nielsen	
Attorney Docket Number	PAC/20632 US (4137-04700)	

34	World Review 2001: The Pharmaceutical Market, Vol. 1 International, IMS Health, 2001, cover, preface, and copyright pages plus pages 4-42 and 5-1 through 5-11, IMS A.G.	<input type="checkbox"/>
35	Opposition to EP 1518731, August 8, 2011, 19 pages.	<input type="checkbox"/>
36	BERGE, STEPHEN M., et al., "Pharmaceutical Salts," Journal of Pharmaceutical Sciences, Vol. 66, No. 1, January 1977, pgs. 1-19.	<input type="checkbox"/>
37	Product Specification Bulletin, Avicel® RC-591, Bulletin AVC591-SPEC-02/09.RS, 2 pages, FMC BioPolymer. Feb. 2009	<input type="checkbox"/>
38	Product Specification Bulletin, Avicel® CL-611, Bulletin AVC611-SPEC-02/09.RS, 2 pages, FMC BioPolymer. Feb. 2009	<input type="checkbox"/>
39	Avicel® RC/CL, Microcrystalline Cellulose And Carboxymethylcellulose Sodium, NF Dispersible Cellulose, BP, Specifications and Analytical Methods, RC-16 Updated 10/95 (2/99), 6 pages, FMC BioPolymer.	<input type="checkbox"/>
40	BAENA-CAGNANI, CARLOS E., "Safety and Tolerability of Treatments for Allergic Rhinitis in Children," Drug Safety 2004, Vol. 27, No. 12, pgs. 883-898, ADIS Data Information BV.	<input type="checkbox"/>
41	GALANT, STANLEY P., et al., "Clinical Prescribing of Allergic Rhinitis Medication in the Preschool and Young School-Age Child, What are the Options?," BioDrugs2001, Vol 15, No. 7, pgs. 453-463, ADIS International Ltd.	<input type="checkbox"/>
42	WANG, DE-YUN, "Treatment of Allergic Rhinitis: H1-Antihistamines and Intranasal Steroids," Current Drug Targets - Inflammation & Allergy, 2002, Vol I, pgs. 215-220, Bentham Science Publishers Ltd.	<input type="checkbox"/>
43	MELTZER, ELI O., "Allergic rhinitis: Managing the pediatric spectrum," Allergy and Asthma Proceedings, January-February 2006, Vol. 27, No. 1, pgs. 2-8, Oceanside Publications, Inc., USA.	<input type="checkbox"/>
44	RATNER, PAUL H., et al., "Combination therapy with azelastine hydrochloride nasal spray and fluticasone propionate nasal spray in the treatment of patients with seasonal allergic rhinitis," Annals of Allergy, Asthma & Immunology, January 2008, Vol. 100, Cover page, publishing page, pgs. 74-81.	<input type="checkbox"/>

/Thor Nielsen/

09/28/2011

INFORMATION DISCLOSURE STATEMENT BY APPLICANT (Not for submission under 37 CFR 1.99)	Application Number		10518016
	Filing Date		2005-07-06
	First Named Inventor	Amar Lulla	
	Art Unit		1616
	Examiner Name	Thor B. Nielsen	
	Attorney Docket Number		PAC/20632 US (4137-04700)

45	RATNER, PAUL H., et al., "A Comparison of the Efficacy of Fluticasone Propionate Aqueous Nasal Spray and Loratadine, Alone and in Combination, for the Treatment of Seasonal Allergic Rhinitis," The Journal of Family Practice, August 1998, Vol. 47, No 2, pgs. 118-125, Appleton & Lange.	<input type="checkbox"/>
46	NIELSEN, LARS P., "Comparison of Intranasal Corticosteroids and Antihistamines in Allergic Rhinitis, A Review of Randomized, Controlled Trials," Am. J. Respir Med. 2003, Vol. 2, No 1, Cover page, publishing page, pgs. 55-65., ADIS International Limited.	<input type="checkbox"/>
47	NIELSEN, LARS Peter, et al., "Intranasal Corticosteroids for Allergic Rhinitis, Superior Relief?," Drugs 2001, Vol. 61, No. 11, pgs. 1563-1579, ADIS International Ltd.	<input type="checkbox"/>
48	DI LORENZO, G., et al., "Randomized Placebo-controlled Trial Comparing fluticasone aqueous nasal spray in mono-therapy, fluticasone plus cetirizine, fluticasone plus montelukast and cetirizine plus montelukast for seasonal allergic rhinitis," Clin. Exp. Allergy, 2004, Vol. 34, pgs. 259-267, Blackwell Publishing Ltd.	<input type="checkbox"/>
49	AKERLUND, ANDERS, et al., "Clinical trial design, nasal allergen challenge models, and considerations of relevance to pediatrics, nasal polyposis, and different classes of medication," J. Allergy Clin. Immunol., March 2005, Vol. 115, No. 3, pgs. S460-S482.	<input type="checkbox"/>
50	HOWARTH, P. H., "A comparison of the anti-inflammatory properties of intranasal corticosteroids and antihistamines in allergic rhinitis," Allergy 2000, Vol. 62, pgs. 6-11, Munksgaard 2000.	<input type="checkbox"/>

If you wish to add additional non-patent literature document citation information please click the Add button **Add**

EXAMINER SIGNATURE

Examiner Signature	/Thor Nielsen/	Date Considered	09/28/2011
--------------------	----------------	-----------------	------------

*EXAMINER: Initial if reference considered, whether or not citation is in conformance with MPEP 609. Draw line through a citation if not in conformance and not considered. Include copy of this form with next communication to applicant.

¹ See Kind Codes of USPTO Patent Documents at www.USPTO.GOV or MPEP 901.04. ² Enter office that issued the document, by the two-letter code (WIPO Standard ST.3). ³ For Japanese patent documents, the indication of the year of the reign of the Emperor must precede the serial number of the patent document. ⁴ Kind of document by the appropriate symbols as indicated on the document under WIPO Standard ST.16 if possible. ⁵ Applicant is to place a check mark here if English language translation is attached.

INFORMATION DISCLOSURE STATEMENT BY APPLICANT (Not for submission under 37 CFR 1.99)	Application Number	10518016
	Filing Date	2005-07-06
	First Named Inventor	Amar Lulla
	Art Unit	1616
	Examiner Name	Thor B. Nielsen
	Attorney Docket Number	PAC/20632 US (4137-04700)

CERTIFICATION STATEMENT

Please see 37 CFR 1.97 and 1.98 to make the appropriate selection(s):

That each item of information contained in the information disclosure statement was first cited in any communication from a foreign patent office in a counterpart foreign application not more than three months prior to the filing of the information disclosure statement. See 37 CFR 1.97(e)(1).

OR

That no item of information contained in the information disclosure statement was cited in a communication from a foreign patent office in a counterpart foreign application, and, to the knowledge of the person signing the certification after making reasonable inquiry, no item of information contained in the information disclosure statement was known to any individual designated in 37 CFR 1.56(c) more than three months prior to the filing of the information disclosure statement. See 37 CFR 1.97(e)(2).

See attached certification statement.

Fee set forth in 37 CFR 1.17 (p) has been submitted herewith.

None

SIGNATURE

A signature of the applicant or representative is required in accordance with CFR 1.33, 10.18. Please see CFR 1.4(d) for the form of the signature.

Signature	/Rodney B. Carroll/	Date (YYYY-MM-DD)	2011-08-16
Name/Print	Rodney B. Carroll	Registration Number	39,624

This collection of information is required by 37 CFR 1.97 and 1.98. The information is required to obtain or retain a benefit by the public which is to file (and by the USPTO to process) an application. Confidentiality is governed by 35 U.S.C. 122 and 37 CFR 1.14. This collection is estimated to take 1 hour to complete, including gathering, preparing and submitting the completed application form to the USPTO. Time will vary depending upon the individual case. Any comments on the amount of time you require to complete this form and/or suggestions for reducing this burden, should be sent to the Chief Information Officer, U.S. Patent and Trademark Office, U.S. Department of Commerce, P.O. Box 1450, Alexandria, VA 22313-1450. **DO NOT SEND FEES OR COMPLETED FORMS TO THIS ADDRESS. SEND TO: Commissioner for Patents, P.O. Box 1450, Alexandria, VA 22313-1450.**

/Thor Nielsen/

09/28/2011

Privacy Act Statement

The Privacy Act of 1974 (P.L. 93-579) requires that you be given certain information in connection with your submission of the attached form related to a patent application or patent. Accordingly, pursuant to the requirements of the Act, please be advised that: (1) the general authority for the collection of this information is 35 U.S.C. 2(b)(2); (2) furnishing of the information solicited is voluntary; and (3) the principal purpose for which the information is used by the U.S. Patent and Trademark Office is to process and/or examine your submission related to a patent application or patent. If you do not furnish the requested information, the U.S. Patent and Trademark Office may not be able to process and/or examine your submission, which may result in termination of proceedings or abandonment of the application or expiration of the patent.

The information provided by you in this form will be subject to the following routine uses:

1. The information on this form will be treated confidentially to the extent allowed under the Freedom of Information Act (5 U.S.C. 552) and the Privacy Act (5 U.S.C. 552a). Records from this system of records may be disclosed to the Department of Justice to determine whether the Freedom of Information Act requires disclosure of these records.
2. A record from this system of records may be disclosed, as a routine use, in the course of presenting evidence to a court, magistrate, or administrative tribunal, including disclosures to opposing counsel in the course of settlement negotiations.
3. A record in this system of records may be disclosed, as a routine use, to a Member of Congress submitting a request involving an individual, to whom the record pertains, when the individual has requested assistance from the Member with respect to the subject matter of the record.
4. A record in this system of records may be disclosed, as a routine use, to a contractor of the Agency having need for the information in order to perform a contract. Recipients of information shall be required to comply with the requirements of the Privacy Act of 1974, as amended, pursuant to 5 U.S.C. 552a(m).
5. A record related to an International Application filed under the Patent Cooperation Treaty in this system of records may be disclosed, as a routine use, to the International Bureau of the World Intellectual Property Organization, pursuant to the Patent Cooperation Treaty.
6. A record in this system of records may be disclosed, as a routine use, to another federal agency for purposes of National Security review (35 U.S.C. 181) and for review pursuant to the Atomic Energy Act (42 U.S.C. 218(c)).
7. A record from this system of records may be disclosed, as a routine use, to the Administrator, General Services, or his/her designee, during an inspection of records conducted by GSA as part of that agency's responsibility to recommend improvements in records management practices and programs, under authority of 44 U.S.C. 2904 and 2906. Such disclosure shall be made in accordance with the GSA regulations governing inspection of records for this purpose, and any other relevant (i.e., GSA or Commerce) directive. Such disclosure shall not be used to make determinations about individuals.
8. A record from this system of records may be disclosed, as a routine use, to the public after either publication of the application pursuant to 35 U.S.C. 122(b) or issuance of a patent pursuant to 35 U.S.C. 151. Further, a record may be disclosed, subject to the limitations of 37 CFR 1.14, as a routine use, to the public if the record was filed in an application which became abandoned or in which the proceedings were terminated and which application is referenced by either a published application, an application open to public inspections or an issued patent.
9. A record from this system of records may be disclosed, as a routine use, to a Federal, State, or local law enforcement agency, if the USPTO becomes aware of a violation or potential violation of law or regulation.

/Thor Nielsen/

09/28/2011

ALL REFERENCES CONSIDERED EXCEPT WHERE LINED THROUGH. /T.N./

INFORMATION DISCLOSURE STATEMENT BY APPLICANT (Not for submission under 37 CFR 1.99)	Application Number		10518016
	Filing Date		2005-07-06
	First Named Inventor	Amar Lulla	
	Art Unit	1616	
	Examiner Name	Thor B. Nielsen	
	Attorney Docket Number	CRT/20632 US(4137-04700)	

U.S.PATENTS						Remove
Examiner Initial*	Cite No	Patent Number	Kind Code ¹	Issue Date	Name of Patentee or Applicant of cited Document	Pages,Columns,Lines where Relevant Passages or Relevant Figures Appear
	1	4198403		1980-04-15	Alvarez	
	2	6261539		2001-07-17	Adjei, et al.	
	3	4187301		1980-02-05	Edwards	
	4	5972920		1999-10-26	Seidel	
	5	4377575		1983-03-22	Phillipps, et al.	
	6	3856828		1974-12-24	Phillipps, et al.	
	7	4113680		1978-09-12	Kamano, et al.	
	8	4093721		1978-06-06	Phillipps, et al.	

/Thor Nielsen/

01/13/2012

**INFORMATION DISCLOSURE
STATEMENT BY APPLICANT**
(Not for submission under 37 CFR 1.99)

Application Number		10518016
Filing Date		2005-07-06
First Named Inventor	Amar Lulla	
Art Unit	1616	
Examiner Name	Thor B. Nielsen	
Attorney Docket Number	CRT/20632 US(4137-04700)	

	9	4710495		1987-12-01	Bodor	
	10	5837699		1998-11-17	Sequeira, et al.	
	11	3755302		1973-08-28	Ercoli, et al.	
	12	3557162		1971-01-19	Voorschoten, et al.	
	13	5420120		1995-05-30	Boltralik	
	14	3828080		1974-08-06	May, et al.	
	15	5081113		1992-01-14	Claussner, et al.	
	16	4861765		1989-08-29	Jouveinal	
	17	4267173		1981-05-12	Draper	
	18	4221787		1980-09-09	Bodor, et al.	
	19	5608093		1997-03-04	Stache, et al.	

**INFORMATION DISCLOSURE
STATEMENT BY APPLICANT**
(Not for submission under 37 CFR 1.99)

Application Number		10518016
Filing Date		2005-07-06
First Named Inventor	Amar Lulla	
Art Unit	1616	
Examiner Name	Thor B. Nielsen	
Attorney Docket Number	CRT/20632 US(4137-04700)	

	20	4285937		1981-08-25	Kalvoda	
	21	3981894		1976-09-21	Phillipps, et al.	
	22	4261984		1981-04-14	Alvarez	
	23	3639434		1972-02-01	Oxley, et al.	
	24	4188385		1980-02-12	Edwards	
	25	6921757		2005-07-26	Cuenoud, et al.	
	26	4992474		1991-02-12	Skidmore, et al.	
	27	6136294		2000-10-24	Adjei, et al.	
	28	7244742		2007-07-17	Pieper, et al.	
	29	3989686		1976-11-02	Phillipps, et al.	
	30	4263289		1981-04-21	Edwards	

/Thor Nielsen/

01/13/2012

**INFORMATION DISCLOSURE
STATEMENT BY APPLICANT**
(Not for submission under 37 CFR 1.99)

Application Number		10518016
Filing Date		2005-07-06
First Named Inventor	Amar Lulla	
Art Unit	1616	
Examiner Name	Thor B. Nielsen	
Attorney Docket Number	CRT/20632 US(4137-04700)	

	31	2837464		1958-06-03	Nobile	
	32	5889015		1999-03-30	Sequeira, et al.	
	33	4996335		1991-02-26	Bodor	
	34	6197761		2001-03-06	Biggadike, et al.	
	35	6127353		2000-10-03	Yuen, et al.	
	36	5362721		1994-11-08	Stache, et al.	
	37	6537983		2003-03-25	Biggadike, et al.	
	38	5707984		1998-01-13	Tjoeng, et al.	
	39	5849265		1998-12-01	Li-Bovet, et al.	
	40	3506694		1970-04-14	Oxley	
	41	3067197		1962-12-04	Agnello, et al.	

/Thor Nielsen/

01/13/2012

**INFORMATION DISCLOSURE
STATEMENT BY APPLICANT**
(Not for submission under 37 CFR 1.99)

Application Number		10518016
Filing Date		2005-07-06
First Named Inventor	Amar Lulla	
Art Unit	1616	
Examiner Name	Thor B. Nielsen	
Attorney Docket Number	CRT/20632 US(4137-04700)	

	42	4310466		1982-01-12	Edwards	
	43	3312590		1967-04-04	Elks, et al.	
	44	4994439		1991-02-19	Longnecker, et al.	
	45	5658549		1997-08-19	Akehurst, et al.	
	46	5202316		1993-04-13	Claussner, et al.	
	47	6395300		2002-05-28	Straub, et al.	
	48	6057307		2000-05-02	Sequeira, et al.	
	49	4607028		1986-08-19	Schmidlin	
	50	3891631		1975-06-24	Phillipps, et al.	
	51	5981517		1999-11-09	Bodor	
	52	5063222		1991-11-05	Komoto, et al.	

**INFORMATION DISCLOSURE
STATEMENT BY APPLICANT**
(Not for submission under 37 CFR 1.99)

Application Number		10518016
Filing Date		2005-07-06
First Named Inventor	Amar Lulla	
Art Unit	1616	
Examiner Name	Thor B. Nielsen	
Attorney Docket Number	CRT/20632 US(4137-04700)	

	53	4472393		1984-09-18	Shapiro	
	54	6330938		2001-12-18	Herve, et al.	
	55	7101866		2006-09-05	Biggadike, et al.	

If you wish to add additional U.S. Patent citation information please click the Add button. **Add**

U.S.PATENT APPLICATION PUBLICATIONS

Remove

Examiner Initial*	Cite No	Publication Number	Kind Code ¹	Publication Date	Name of Patentee or Applicant of cited Document	Pages,Columns,Lines where Relevant Passages or Relevant Figures Appear
	1	20020165211	A1	2002-11-07	Biggadike, et al.	
	2	20020103392	A1	2002-08-01	Stache, et al.	
	3	20020173496	A1	2002-11-21	Biggadike	
	4	20030073676	A1	2003-04-17	Biggadike, et al.	
	5	20030018019	A1	2003-03-23	Meade, et al.	
	6	20020177581	A1	2002-11-28	Biggadike	

/Thor Nielsen/

01/13/2012

**INFORMATION DISCLOSURE
STATEMENT BY APPLICANT**
(Not for submission under 37 CFR 1.99)

Application Number		10518016
Filing Date		2005-07-06
First Named Inventor	Amar Lulla	
Art Unit	1616	
Examiner Name	Thor B. Nielsen	
Attorney Docket Number	CRT/20632 US(4137-04700)	

7	20040053904	A1	2004-03-18	Komoto, et al.	
8	20050163724	A1	2005-07-28	Miyadia, et al.	
9	20030109511	A1	2003-06-12	Biggadike, et al.	
10	20020081266	A1	2002-06-27	Woolfe, et al.	
11	20030158163	A1	2003-08-21	Cuenoud, et al.	
12	20030144257	A1	2003-07-31	Biggadike, et al.	
13	20020061281	A1	2002-05-23	Osbakken, et al.	
14	20090286762	A1	2009-11-19	Myles, et al.	

If you wish to add additional U.S. Published Application citation information please click the Add button. **Add**

FOREIGN PATENT DOCUMENTS

Remove

Examiner Initial*	Cite No	Foreign Document Number ³	Country Code ² j	Kind Code ⁴	Publication Date	Name of Patentee or Applicant of cited Document	Pages, Columns, Lines where Relevant Passages or Relevant Figures Appear	T ⁵
	1	0162722	WO		2001-08-30	Abbott Laboratories		<input type="checkbox"/>

/Thor Nielsen/

01/13/2012

**INFORMATION DISCLOSURE
STATEMENT BY APPLICANT**
(Not for submission under 37 CFR 1.99)

Application Number		10518016
Filing Date		2005-07-06
First Named Inventor	Amar Lulla	
Art Unit	1616	
Examiner Name	Thor B. Nielsen	
Attorney Docket Number	CRT/20632 US(4137-04700)	

	2	0038811	WO		2000-07-06	Glaxo Group Limited		<input type="checkbox"/>
	3	0179583	EP		1986-04-30	Merck & Co. Inc.		<input type="checkbox"/>
	4	889563	BE	A	1981-11-03	Otsuka Pharmaceutical Co., Ltd.		<input type="checkbox"/>
	5	0057401	EP		1982-08-11	Schering Corporation		<input type="checkbox"/>
	6	0178741	WO		2001-10-25	Glaxo Group Limited		<input type="checkbox"/>
	7	0178739	WO		2001-10-25	Glaxo Group Limited		<input type="checkbox"/>
	8	0200679	WO		2002-01-03	Novartis AG, et al.		<input type="checkbox"/>
	9	02088167	WO		2002-11-07	Glaxo Group Limited		<input type="checkbox"/>
	10	0253186	WO		2002-07-11	Roxane Laboratories, Inc.		<input type="checkbox"/>
	11	1384372	GB		1975-02-19	Glaxo Laboratories Limited		<input type="checkbox"/>
	12	0212265	WO		2002-02-14	Glaxo Group Limited		<input type="checkbox"/>

**INFORMATION DISCLOSURE
STATEMENT BY APPLICANT**
(Not for submission under 37 CFR 1.99)

Application Number		10518016
Filing Date		2005-07-06
First Named Inventor	Amar Lulla	
Art Unit	1616	
Examiner Name	Thor B. Nielsen	
Attorney Docket Number	CRT/20632 US(4137-04700)	

	13	0178745	WO		2001-10-25	Glaxo Group Limited	<input type="checkbox"/>
	14	0004773	EP		1979-10-17	Syntex (U.S.A.) Inc.	<input type="checkbox"/>
	15	1296458	GB		1972-11-15	Warner-Lambert Company	<input type="checkbox"/>
	16	0251422	WO		2002-07-04	SSP Co., Ltd.	<input type="checkbox"/>
	17	0207767	WO		2002-01-31	Alcon Universal Ltd.	<input type="checkbox"/>
	18	1438940	GB		1976-06-09	Glaxo Laboratories Limited	<input type="checkbox"/>
	19	0154664	WO		2001-08-02	Aeropharm Technology, Inc.	<input type="checkbox"/>
	20	0208243	WO		2002-01-31	Glaxo Group Limited	<input type="checkbox"/>
	21	1517278	GB		1978-07-12	Glaxo Laboratories Limited	<input type="checkbox"/>
	22	1059906	DE		1959-06-25	Scherico Limited	<input type="checkbox"/>
	23	0033892	WO		2000-06-15	Aeropharm Technology, Incorporated	<input type="checkbox"/>

/Thor Nielsen/

01/13/2012

**INFORMATION DISCLOSURE
STATEMENT BY APPLICANT**
(Not for submission under 37 CFR 1.99)

Application Number		10518016
Filing Date		2005-07-06
First Named Inventor	Amar Lulla	
Art Unit	1616	
Examiner Name	Thor B. Nielsen	
Attorney Docket Number	CRT/20632 US(4137-04700)	

	24	0120331	WO		2001-03-22	Xenoport, Inc.	<input type="checkbox"/>
	25	8291073	JP		1996-11-05	Kissei Pharmaceutical Co. Ltd.	<input type="checkbox"/>
	26	109656	IL		1998-02-22	Chemagis Ltd.	<input type="checkbox"/>
	27	2079755	GB		1982-01-27	Otsuka Parmaceutical Company Limited	<input type="checkbox"/>
	28	0393658	EP		1990-10-24	SS Pharmaceutical Co., Ltd.	<input type="checkbox"/>
	29	0266422	WO		2002-08-29	Glaxo Group Limited	<input type="checkbox"/>
	30	02100879	WO		2002-12-19	Glaxo Group Limited	<input type="checkbox"/>
	31	0200199	WO		2002-01-03	Glaxo Group Limited	<input type="checkbox"/>
	32	0213868	WO		2002-02-21	Glaxo Group Limited	<input type="checkbox"/>
	33	0226723	WO		2002-04-04	Glaxo Group Limited	<input type="checkbox"/>
	34	8291072	JP		1996-11-05	Kissei Pharmaceutical Co. Ltd.	<input type="checkbox"/>

**INFORMATION DISCLOSURE
STATEMENT BY APPLICANT**
(Not for submission under 37 CFR 1.99)

Application Number		10518016
Filing Date		2005-07-06
First Named Inventor	Amar Lulla	
Art Unit	1616	
Examiner Name	Thor B. Nielsen	
Attorney Docket Number	CRT/20632 US(4137-04700)	

	35	0066522	WO		2000-11-09	Pfizer Products Inc.	<input type="checkbox"/>
	36	0049993	WO		2000-08-31	Nitromed, Inc.	<input type="checkbox"/>
	37	0212266	WO		2002-02-14	Glaxo Group Limited	<input type="checkbox"/>
	38	0416951	EP		1991-03-13	Glaxo Group Limited	<input type="checkbox"/>
	39	0202565	WO		2002-01-10	Abbott Laboratories	<input type="checkbox"/>
	40	0178736	WO		2001-10-25	Glaxo Group Limited	<input type="checkbox"/>
	41	0016814	WO		2000-03-30	Aeropharm Technology Incorporated	<input type="checkbox"/>
	42	2140800	GB		1984-12-05	Glaxo Group Limited	<input type="checkbox"/>
	43	04208267	JP		1992-07-29	Mitsui Petrochem Ind. Ltd.	<input type="checkbox"/>
	44	0236106	WO		2002-05-10	Boehringer Ingelheim Pharma KG	<input type="checkbox"/>
	45	2088877	GB		1982-06-16	Glaxo Group Limited	<input type="checkbox"/>

/Thor Nielsen/

01/13/2012

**INFORMATION DISCLOSURE
STATEMENT BY APPLICANT**
(Not for submission under 37 CFR 1.99)

Application Number		10518016
Filing Date		2005-07-06
First Named Inventor	Amar Lulla	
Art Unit	1616	
Examiner Name	Thor B. Nielsen	
Attorney Docket Number	CRT/20632 US(4137-04700)	

46	0154481	WO		2001-08-02	Rohm and Haas Company	<input type="checkbox"/>
47	1191965	GB		1970-05-13	Warner-Lambert Pharmaceutical Company	<input type="checkbox"/>
48	0048587	WO		2000-08-24	Novartis AG, et al.	<input type="checkbox"/>
49	0104118	WO		2011-01-18	Almirall Prodesfarma S.A.	<input type="checkbox"/>
50	0157025	WO		2001-08-09	Pfizer Products Inc.	<input type="checkbox"/>

If you wish to add additional Foreign Patent Document citation information please click the Add button **Add**

NON-PATENT LITERATURE DOCUMENTS

Remove

Examiner Initials*	Cite No	Include name of the author (in CAPITAL LETTERS), title of the article (when appropriate), title of the item (book, magazine, journal, serial, symposium, catalog, etc), date, pages(s), volume-issue number(s), publisher, city and/or country where published.	T ⁵
	1	"Azelastine," STN Registry No. 58581-89-8, STN Registry File, Retrieved 2010-11-23, page 1.	<input type="checkbox"/>
	2	"Fluticasone Furoate," STN Registry No. 397864-44-7, STN Registry File, Retrieved 2010-11-23, page 1.	<input type="checkbox"/>
	3	Astelin (azelastine hydrochloride) Nasal Spray, MedPointe Pharmaceuticals, 2006, U.S. Physicians Desk Reference, pp. 1876-1877.	<input type="checkbox"/>
	4	Veramyst (fluticasone furoate) Nasal Spray, GlaxoSmithKline, 2007, Summary Sheet, pp. 1-20.	<input type="checkbox"/>

/Thor Nielsen/

01/13/2012

**INFORMATION DISCLOSURE
STATEMENT BY APPLICANT**
(Not for submission under 37 CFR 1.99)

Application Number		10518016
Filing Date		2005-07-06
First Named Inventor	Amar Lulla	
Art Unit	1616	
Examiner Name	Thor B. Nielsen	
Attorney Docket Number	CRT/20632 US(4137-04700)	

5	Astepro (azelastine HCl) Nasal Spray 0.15%, Meda Pharmaceuticals Inc., 2009, Press Release, pp. 1-4.	<input type="checkbox"/>
6	AIGBIRHIO, FRANKLIN I., et al., "Automated radiosynthesis of no-carrier-added [S-fluoromethyl-18F]Fluticasone propionate as a radiotracer for lung deposition studies with PET," Journal of Labelled Compounds and Radiopharmaceuticals, Vol. 39, No. 7, 1997, pp. 569-584.	<input type="checkbox"/>
7	AUSTIN, et al., "Mometasone furoate is a less specific glucocorticoid than fluticasone propionate," Eur. Respir. J., 2002, Vol. 20, pp. 1386-1392.	<input type="checkbox"/>
8	BANOV, et al., "Once daily intranasal fluticasone propionate is effective for perennial allergic rhinitis," Annals of Allergy, 1994, Vol. 73, pp. 240-246.	<input type="checkbox"/>
9	BARNES, PETER J., "Chronic obstructive pulmonary disease: new opportunities for drug development," Trends in Pharmacological Sciences, Vol. 19, No. 10, 1998, pp. 415-423.	<input type="checkbox"/>
10	BARNES, PETER J., "Novel approaches and targets for treatment of chronic obstructive pulmonary disease," American Journal of Respiratory and Critical Care Medicine, Vol. 160, 1999, pp. S72-S79.	<input type="checkbox"/>
11	BARNES, PETER J., "Efficacy of inhaled corticosteroids in asthma," The Journal of Allergy and Clinical Immunology, Vol. 102, No. 4, 1998, pp. 531-538, 1998.	<input type="checkbox"/>
12	BAUMGARTEN, C., et al., "Initial treatment of symptomatic mild to moderate bronchial asthma with the salmeterol/ fluticasone propionate (50/250µg) combination product (SAS 40023)," European Journal of Medical Research, 2002, Vol. 7, pp. 1-7.	<input type="checkbox"/>
13	BERSTEIN, et al., "Treatment with intranasal fluticasone propionate significantly improves ocular symptoms in patients with seasonal allergic rhinitis," Clin. Exp. Allergy, 2004, Vol. 34, pp. 952-957.	<input type="checkbox"/>
14	BOWLER, SIMON, "Long acting beta agonists," AUSTRALIAN FAMILY PHYSICIAN, Vol. 27, No. 12, 1998, pp. 1114-1118.	<input type="checkbox"/>
15	BROOKS, et al., "Spectrum of seasonal allergic rhinitis symptom relief with topical corticoid and oral antihistamine given singly or in combination," American Journal of Rhinology, 1996, Vol. 10, No. 3, pp. 193-199.	<input type="checkbox"/>

/Thor Nielsen/

01/13/2012

**INFORMATION DISCLOSURE
STATEMENT BY APPLICANT**
(Not for submission under 37 CFR 1.99)

Application Number		10518016
Filing Date		2005-07-06
First Named Inventor	Amar Lulla	
Art Unit	1616	
Examiner Name	Thor B. Nielsen	
Attorney Docket Number	CRT/20632 US(4137-04700)	

16	BRYSON, et al., "Intranasal fluticasone propionate: a review of its pharmacodynamic and pharmacokinetic properties, and therapeutic potential in allergic rhinitis," <i>Drugs</i> , 1992, Vol. 43, No. 5, pp. 760-775.	<input type="checkbox"/>
17	BUSSE, WILLIAM, et al., "Steroid-sparing effects of fluticasone propionate 100µg and salmeterol 50 µg administered twice daily in a single product in patients previously controlled with fluticasone propionate 250 µg administered twice daily," <i>J. Allergy Clin. Immunol.</i> , Vol. 111, No. 1, January 2003, pp. 57-65.	<input type="checkbox"/>
18	CAS Registry No. 102113-40-6, 2004.	<input type="checkbox"/>
19	CAS Registry No. 90566-53-3, "Fluticasone," November 16, 1984.	<input type="checkbox"/>
20	CHAPMAN, et al., "Anti-inflammatory activity of inhaled mometasone furoate in allergic mice," <i>Arzneimittelforschung</i> ("Drug Research"), 1998, Vol. 48, No. 4, pp. 384-391.	<input type="checkbox"/>
21	DALEY-YATES, et al., "Systemic bioavailability of fluticasone propionate administered as nasal drops and aqueous nasal spray formulations," <i>Br. J. Clin. Pharmacol.</i> , 2001, Vol. 51, pp. 103-105.	<input type="checkbox"/>
22	DERBY, et al., "Risk of cataract among users of intranasal corticosteroids," <i>J. Allergy Clin. Immunol.</i> , 2000, Vol. 105, No. 5, pp. 912-916.	<input type="checkbox"/>
23	DEWESTER, et al., "The efficacy of intranasal fluticasone propionate in relief of ocular symptoms associated with seasonal rhinitis," <i>Allergy and Asthma Proc.</i> , 2003, Vol. 24, No. 5, pp. 331-337.	<input type="checkbox"/>
24	Dictionary of Organic Compounds, 6th Ed., Vol. 1, page 3234, definition of "fluticasone," Chapman & Hall, 1996.	<input type="checkbox"/>
25	DOLOVICH, et al., "Multicenter trial of fluticasone propionate aqueous nasal spray in ragweed allergic rhinitis," <i>Annals of Allergy</i> , 1994, Vol. 73, No. 2, pp. 147-153.	<input type="checkbox"/>
26	FOWLER, STEPHEN J., et al., "Step-down therapy with low-dose fluticasone-salmeterol combination or medium-dose hydrofluoroalkane 134a-beclomethasone alone," <i>J. Allergy Clin. Immunol.</i> , Vol. 109, No. 6, June 2002, pp. 929-935.	<input type="checkbox"/>

/Thor Nielsen/

01/13/2012

**INFORMATION DISCLOSURE
STATEMENT BY APPLICANT**
(Not for submission under 37 CFR 1.99)

Application Number		10518016
Filing Date		2005-07-06
First Named Inventor	Amar Lulla	
Art Unit	1616	
Examiner Name	Thor B. Nielsen	
Attorney Docket Number	CRT/20632 US(4137-04700)	

27	GARNER, R. C., et al., "A validation study comparing accelerator MS and liquid scintillation counting for analysis of 14C-labelled drugs in plasma, urine and faecal extracts," Journal of Pharmaceutical and Biomedical Analysis, Vol. 24, 2000, pp. 197-209.	<input type="checkbox"/>
28	GAWCHIK, et al., "Comparison of intranasal triamcinolone acetonide with oral loratadine in the treatment of seasonal ragweed-induced allergic rhinitis," Am. J. Man. Care, 1997, Vol. 3, No. 7, pp. 1052-1058.	<input type="checkbox"/>
29	HARDING, "The human pharmacology of fluticasone propionate," Respiratory Medicine, 1990, Vol. 84, Suppl. A, pp. 25-29.	<input type="checkbox"/>
30	HOWLAND, "Fluticasone propionate: topical or systemic effects?" Clinical and Experimental Allergy, 1996, Vol. 26, Suppl. 3, pp. 18-22.	<input type="checkbox"/>
31	ISOGAI, et al., "Binding affinities of mometasone furoate and related compounds including its metabolites for the glucocorticoid receptor of rat skin tissue," J. Steroid Biochem. Mol. Biol., 1993, Vol. 44, pp. 141-145.	<input type="checkbox"/>
32	JOHANSSON, GUNNAR, et al., "Comparison of salmeterol/fluticasone propionate combination with budesonide in patients with mild-to-moderate asthma," Clin. Drug Invest., Vol. 21, No. 9, 2001, pp. 633-642, 11 pages.	<input type="checkbox"/>
33	JUNIPER, ELIZABETH F., et al., "Impact of inhaled salmeterol/fluticasone propionate combination product versus budesonide on the health-related quality of life of patients with asthma," Am. J. Respir. Med., Vol. 1, No. 6, 2002, pp. 435-440.	<input type="checkbox"/>
34	KENLEY, RICHARD A., et al., "An automated, column-switching HPLC method for analyzing active and excipient materials in both cream and ointment formulations," Drug Development and Industrial Pharmacy, Vol. 11 (9 & 10), 1985, pp. 1781-1796.	<input type="checkbox"/>
35	KERTESZ, DENIS J., et al., "Thiol esters from steroid 17 β -carboxylic acids: carboxylate activation and internal participation by 17 α -acylates," J. Org. Chem., Vol. 51, 1986, 14 pages.	<input type="checkbox"/>
36	KNOBIL, K., et al., "Adding salmeterol is more effective than increasing the dose of fluticasone for patients with asthma who are symptomatic on low dose fluticasone," European Respiratory Review, Copenhagen, DK, vol. 12, Suppl. 29, December 1998 (1998-12), pages 19S-20S.	<input type="checkbox"/>
37	KOOREMAN, et al., "The synthesis of 17-esters of corticosteroids protection of 11 β -hydroxyl of the trimethylsilyl group," Synthetic Communications, Vol. 1, No. 2, pp. 81-87, 1971.	<input type="checkbox"/>

/Thor Nielsen/

01/13/2012

**INFORMATION DISCLOSURE
STATEMENT BY APPLICANT**
(Not for submission under 37 CFR 1.99)

Application Number		10518016
Filing Date		2005-07-06
First Named Inventor	Amar Lulla	
Art Unit	1616	
Examiner Name	Thor B. Nielsen	
Attorney Docket Number	CRT/20632 US(4137-04700)	

38	LAFORCE, et al., "Fluticasone propionate: an effective alternative treatment for seasonal allergic rhinitis in adults and adolescents," J. Fam. Pract., 1994, Vol. 38, No. 2, pp. 145-152.	<input type="checkbox"/>
39	LANE, S. J., et al., "Evaluation of a new capillary electrochromatography/mass spectrometry interface using short columns and high field strengths for rapid and efficient analyses," Rapid Communications in Mass Spectrometry, Vol. 10, 1996, pp. 733-736.	<input type="checkbox"/>
40	LEWIS, SARAH A., et al., "Association of specific allergen sensitization with socioeconomic factors and allergic disease in a population of Boston women," J. Allergy Clin. Immunol., Vol. 107, No. 4, April 2001, pp. 615-622.	<input type="checkbox"/>
41	LI, et al., "Synthesis of aryl 5-(2-chlorophenyl)-2-furoates under phase transfer catalysis," Synthetic Communications, Vol. 32, No. 20, pp. 3081-3086, 2002.	<input type="checkbox"/>
42	LINDER, "Symptom scores as measurements of the severity of rhinitis," Clinical Allergy, 1988, Vol. 18, pp. 29-37.	<input type="checkbox"/>
43	LUMRY, WILLIAM R., "A review of the preclinical and clinical data of newer intranasal steroids in the treatment of allergic rhinitis," Allergy Clin. Immunol., October 1999, 104 (4 Pt 1), pp. S150-S158 plus one correction page.	<input type="checkbox"/>
44	LUTSKY, et al., "A novel class of potent topical antiinflammatory agents: 17-benzoylated, 7a-halogeno substituted corticosteroids," Arzneimittelforschung ("Drug Research"), 1978, Vol. 29, No. 11, pp. 1662-1667.	<input type="checkbox"/>
45	LYSENG-WILLIAMSON, KATHERINE A., et al., "Inhaled salmeterol/fluticasone propionate combination in chronic obstructive pulmonary disease," Am. J. Respir. Med., Vol. 1, No. 4, 2002, pp. 273-282.	<input type="checkbox"/>
46	MAHONEY, JANETTE M., et al., "Drug effects on the neovascularization response to silver nitrate cauterization of the rat cornea," Current Eye Research, Vol. 4, No. 5, 1985, pp. 531-535.	<input type="checkbox"/>
47	MELTZER, et al., "Onset of therapeutic effect of fluticasone propionate aqueous nasal spray," Ann. Allergy Asthma Immunol., 2001, Vol. 86, No. 3, pp. 286-291.	<input type="checkbox"/>
48	MILLARD, JEFFREY W., et al., "Solubilization by cosolvents establishing useful constants for the log-linear model," Int'l Journal of Pharmaceutics, Vol. 245, 2002, pp. 153-166.	<input type="checkbox"/>

/Thor Nielsen/

01/13/2012

INFORMATION DISCLOSURE STATEMENT BY APPLICANT (Not for submission under 37 CFR 1.99)	Application Number	10518016
	Filing Date	2005-07-06
	First Named Inventor	Amar Lulla
	Art Unit	1616
	Examiner Name	Thor B. Nielsen
	Attorney Docket Number	CRT/20632 US(4137-04700)

49	MISTRY, NISHA, et al., "Characterisation of impurities in bulk drug batches of fluticasone propionate using directly coupled HPLC-NMR spectroscopy and HPLC-MS," Journal of Pharmaceutical and Biomedical Analysis, Vol. 16, 1997, pp. 697-705.	<input type="checkbox"/>
50	MISTRY, NISHA, et al., "Impurity profiling in bulk pharmaceutical batches using ¹⁹ F NMR spectroscopy and distinction between monomeric and dimeric impurities by NMR-based diffusion measurements," Journal of Pharmaceutical and Biomedical Analysis, Vol. 19, 1999, pp. 511-517.	<input type="checkbox"/>

If you wish to add additional non-patent literature document citation information please click the Add button **Add**

EXAMINER SIGNATURE

Examiner Signature	/Thor Nielsen/	Date Considered	01/13/2012
--------------------	----------------	-----------------	------------

*EXAMINER: Initial if reference considered, whether or not citation is in conformance with MPEP 609. Draw line through a citation if not in conformance and not considered. Include copy of this form with next communication to applicant.

¹ See Kind Codes of USPTO Patent Documents at www.USPTO.GOV or MPEP 901.04. ² Enter office that issued the document, by the two-letter code (WIPO Standard ST.3). ³ For Japanese patent documents, the indication of the year of the reign of the Emperor must precede the serial number of the patent document. ⁴ Kind of document by the appropriate symbols as indicated on the document under WIPO Standard ST.16 if possible. ⁵ Applicant is to place a check mark here if English language translation is attached.

**INFORMATION DISCLOSURE
STATEMENT BY APPLICANT**
(Not for submission under 37 CFR 1.99)

Application Number		10518016
Filing Date		2005-07-06
First Named Inventor	Amar Lulla	
Art Unit	1616	
Examiner Name	Thor B. Nielsen	
Attorney Docket Number	CRT/20632 US(4137-04700)	

CERTIFICATION STATEMENT

Please see 37 CFR 1.97 and 1.98 to make the appropriate selection(s):

That each item of information contained in the information disclosure statement was first cited in any communication from a foreign patent office in a counterpart foreign application not more than three months prior to the filing of the information disclosure statement. See 37 CFR 1.97(e)(1).

OR

That no item of information contained in the information disclosure statement was cited in a communication from a foreign patent office in a counterpart foreign application, and, to the knowledge of the person signing the certification after making reasonable inquiry, no item of information contained in the information disclosure statement was known to any individual designated in 37 CFR 1.56(c) more than three months prior to the filing of the information disclosure statement. See 37 CFR 1.97(e)(2).

See attached certification statement.

The fee set forth in 37 CFR 1.17 (p) has been submitted herewith.

A certification statement is not submitted herewith.

SIGNATURE

A signature of the applicant or representative is required in accordance with CFR 1.33, 10.18. Please see CFR 1.4(d) for the form of the signature.

Signature	/Rodney B. Carroll/	Date (YYYY-MM-DD)	2011-12-13
Name/Print	Rodney B. Carroll	Registration Number	39624

This collection of information is required by 37 CFR 1.97 and 1.98. The information is required to obtain or retain a benefit by the public which is to file (and by the USPTO to process) an application. Confidentiality is governed by 35 U.S.C. 122 and 37 CFR 1.14. This collection is estimated to take 1 hour to complete, including gathering, preparing and submitting the completed application form to the USPTO. Time will vary depending upon the individual case. Any comments on the amount of time you require to complete this form and/or suggestions for reducing this burden, should be sent to the Chief Information Officer, U.S. Patent and Trademark Office, U.S. Department of Commerce, P.O. Box 1450, Alexandria, VA 22313-1450. DO NOT SEND FEES OR COMPLETED FORMS TO THIS ADDRESS. **SEND TO: Commissioner for Patents, P.O. Box 1450, Alexandria, VA 22313-1450.**

/Thor Nielsen/

01/13/2012

Privacy Act Statement

The Privacy Act of 1974 (P.L. 93-579) requires that you be given certain information in connection with your submission of the attached form related to a patent application or patent. Accordingly, pursuant to the requirements of the Act, please be advised that: (1) the general authority for the collection of this information is 35 U.S.C. 2(b)(2); (2) furnishing of the information solicited is voluntary; and (3) the principal purpose for which the information is used by the U.S. Patent and Trademark Office is to process and/or examine your submission related to a patent application or patent. If you do not furnish the requested information, the U.S. Patent and Trademark Office may not be able to process and/or examine your submission, which may result in termination of proceedings or abandonment of the application or expiration of the patent.

The information provided by you in this form will be subject to the following routine uses:

1. The information on this form will be treated confidentially to the extent allowed under the Freedom of Information Act (5 U.S.C. 552) and the Privacy Act (5 U.S.C. 552a). Records from this system of records may be disclosed to the Department of Justice to determine whether the Freedom of Information Act requires disclosure of these records.
2. A record from this system of records may be disclosed, as a routine use, in the course of presenting evidence to a court, magistrate, or administrative tribunal, including disclosures to opposing counsel in the course of settlement negotiations.
3. A record in this system of records may be disclosed, as a routine use, to a Member of Congress submitting a request involving an individual, to whom the record pertains, when the individual has requested assistance from the Member with respect to the subject matter of the record.
4. A record in this system of records may be disclosed, as a routine use, to a contractor of the Agency having need for the information in order to perform a contract. Recipients of information shall be required to comply with the requirements of the Privacy Act of 1974, as amended, pursuant to 5 U.S.C. 552a(m).
5. A record related to an International Application filed under the Patent Cooperation Treaty in this system of records may be disclosed, as a routine use, to the International Bureau of the World Intellectual Property Organization, pursuant to the Patent Cooperation Treaty.
6. A record in this system of records may be disclosed, as a routine use, to another federal agency for purposes of National Security review (35 U.S.C. 181) and for review pursuant to the Atomic Energy Act (42 U.S.C. 218(c)).
7. A record from this system of records may be disclosed, as a routine use, to the Administrator, General Services, or his/her designee, during an inspection of records conducted by GSA as part of that agency's responsibility to recommend improvements in records management practices and programs, under authority of 44 U.S.C. 2904 and 2906. Such disclosure shall be made in accordance with the GSA regulations governing inspection of records for this purpose, and any other relevant (i.e., GSA or Commerce) directive. Such disclosure shall not be used to make determinations about individuals.
8. A record from this system of records may be disclosed, as a routine use, to the public after either publication of the application pursuant to 35 U.S.C. 122(b) or issuance of a patent pursuant to 35 U.S.C. 151. Further, a record may be disclosed, subject to the limitations of 37 CFR 1.14, as a routine use, to the public if the record was filed in an application which became abandoned or in which the proceedings were terminated and which application is referenced by either a published application, an application open to public inspections or an issued patent.
9. A record from this system of records may be disclosed, as a routine use, to a Federal, State, or local law enforcement agency, if the USPTO becomes aware of a violation or potential violation of law or regulation.

/Thor Nielsen/

01/13/2012

ALL REFERENCES CONSIDERED EXCEPT WHERE LINED THROUGH. /T.N./

Electronic Acknowledgement Receipt

EFS ID:	11600046
Application Number:	10518016
International Application Number:	
Confirmation Number:	4912
Title of Invention:	COMBINATION OF AZELASTINE AND STEROIDS
First Named Inventor/Applicant Name:	Amar Lulla
Customer Number:	30652
Filer:	Rodney B. Carroll/Edith Shek
Filer Authorized By:	Rodney B. Carroll
Attorney Docket Number:	CRT/20632 US (4137-04700)
Receipt Date:	13-DEC-2011
Filing Date:	06-JUL-2005
Time Stamp:	18:10:44
Application Type:	U.S. National Stage under 35 USC 371

Payment information:

Submitted with Payment	no
------------------------	----

File Listing:

Document Number	Document Description	File Name	File Size(Bytes)/ Message Digest	Multi Part /.zip	Pages (if appl.)
1	Non Patent Literature	BARNES_Chronic.pdf	2506366 <small>f845618928c05eb62d70825efcad2dd5ab1a88cd</small>	no	9

Warnings:

Information:

2	Non Patent Literature	BARNES_Novel.pdf	3696341	no	8
			943e15c76f0945fa6bffe16cbef6a8f5946f5c7		
Warnings:					
Information:					
3	Non Patent Literature	BARNES_Efficacy.pdf	2709096	no	8
			77550f5481e518db7deee29cc3bc4c75b5348d5		
Warnings:					
Information:					
4	Non Patent Literature	BAUMGARTEN_Initial.pdf	1878803	no	7
			efc44f166b450cb199a39650b25337d037c4231		
Warnings:					
Information:					
5	Non Patent Literature	BERSTEIN_Treatment.pdf	1779836	no	6
			46927ad90b20c2d355cfa70a6b7063b287e2ebad		
Warnings:					
Information:					
6	Non Patent Literature	BOWLER_Long.pdf	1350759	no	4
			7cab4a1522510413cc775cec13dec489759256d2		
Warnings:					
Information:					
7	Non Patent Literature	BROOKS_Spectrum.pdf	1947513	no	7
			af125394c523bfd1826be84d33a472bdbca69f00		
Warnings:					
Information:					
8	Non Patent Literature	BRYSON_Intranasal.pdf	3228233	no	15
			123899744b418edccd013dc6b849ec61133b2d46		
Warnings:					
Information:					
9	Non Patent Literature	BUSSE_Steroid.pdf	2604589	no	9
			fe59a59acd100733b3c2cd501c4e9355d2adc226		
Warnings:					
Information:					
10	Non Patent Literature	CAS_Registry_102113-40-6.pdf	132073	no	1
			dc5f05bbe6ab74765fe0a7f1aa8cfa8c6ac1782		
Warnings:					
Information:					

11	Non Patent Literature	CAS_Registry_90566-53-3.pdf	73667 d307561404f3b5047e1a508673755e9a292fb91b	no	1
Warnings:					
Information:					
12	Non Patent Literature	CHAPMAN_Anti-inflammatory.pdf	2361003 78fe91be9f4de8e9a021d8c23b9d8007f00fc89f	no	8
Warnings:					
Information:					
13	Non Patent Literature	DALEY-YATES_Systemic.pdf	1134700 1f794d26c684c29674f3c4f8fa433f93683a06	no	7
Warnings:					
Information:					
14	Non Patent Literature	DERBY_Risk.pdf	436242 a44c7173e4ccc3f9bd5b117888e65a712daece50	no	5
Warnings:					
Information:					
15	Non Patent Literature	DEWESTER_TheEfficacy.pdf	483314 9fe9d708484dba3808b60d366e4f9e82316108a8	no	7
Warnings:					
Information:					
16	Non Patent Literature	Dictionary_definition_fluticasone.pdf	206221 e949fff98ca393ce24968865781c720e4fcd2006	no	3
Warnings:					
Information:					
17	Non Patent Literature	DOLOVICH_Multicenter.pdf	600970 bd137b426bc38735990c40cf9d4b615485ab1ce1	no	7
Warnings:					
Information:					
18	Non Patent Literature	FOWLER_Step-down.pdf	687605 7497d0898ad12d634a332be69cdffcaa4bf76bd8	no	7
Warnings:					
Information:					
19	Non Patent Literature	GARNER_AValidation.pdf	741552 6eb067c163544390e6152f670238eb236d9b2703	no	13
Warnings:					
Information:					

20	Non Patent Literature	GAWCHIK_Comparison.pdf	490666	no	7
			17257ce58e3976b68c06a5531000f64e361ae139		
Warnings:					
Information:					
21	Non Patent Literature	HARDING_TheHuman.pdf	325966	no	5
			8e16de9122611f9151c1ff892e4629e7836912aa		
Warnings:					
Information:					
22	Non Patent Literature	HOWLAND_Fluticasone.pdf	347827	no	5
			af04d14f70a87d0d3ba288157e50099e813b9ca8		
Warnings:					
Information:					
23	Non Patent Literature	ISOGAI_Binding.pdf	1025180	no	5
			1d27c3b530634d7d7868ed4c4a6271ed31c4d6e		
Warnings:					
Information:					
24	Non Patent Literature	JOHANSSON_Comparison.pdf	2014882	no	11
			63276cfc0cdfc0b90d30d618a48bae69f69c9a		
Warnings:					
Information:					
25	Non Patent Literature	JUNIPER_Impact.pdf	1851788	no	6
			0ad5e7cf050d9eea57c185e13646d40ea113ac95		
Warnings:					
Information:					
26	Non Patent Literature	KENLEY_AnAutomated.pdf	2739238	no	16
			d2b9c02cfaa2b6c65319c5bad8c31451f0d6b36f		
Warnings:					
Information:					
27	Non Patent Literature	KERTESZ_Thiol.pdf	5518549	no	14
			e101f1118685ee2e79c29baed364c6cad32ed37e		
Warnings:					
Information:					
28	Non Patent Literature	KNOBIL_Adding.pdf	913930	no	2
			13c00f5856a8973619da1451f924fb07da1f8c60		
Warnings:					
Information:					

29	Non Patent Literature	KOOREMAN_TheSynthesis.pdf	1134704	no	7
			e88dfdbfd90333b7479b4a2b87765da4f850232c		
Warnings:					
Information:					
30	Non Patent Literature	LAFORCE_Flucicasone.pdf	2545707	no	8
			e5b9d74a4faa087bd4523c6824dd177a54b5ede97		
Warnings:					
Information:					
31	Non Patent Literature	LANE_Evaluation.pdf	941034	no	4
			2e2cc0b0c1146a18b5daa117ebdf82fd2a7f9d86		
Warnings:					
Information:					
32	Non Patent Literature	LEWIS_Association.pdf	2419156	no	8
			040a3a8ee1c317b88246a04672662970bc3faa8f		
Warnings:					
Information:					
33	Non Patent Literature	LI_Synthesis.pdf	773746	no	6
			b7fc7c3882cb609c31b5a6b396e71483e7f6a4c5		
Warnings:					
Information:					
34	Non Patent Literature	LINDER_Symptom.pdf	1945455	no	9
			f4c402e138ede95a375f0a108726ce874f1ecf4d		
Warnings:					
Information:					
35	Non Patent Literature	LUMRY_AReview.pdf	3039414	no	10
			09daefb72d599636125303939845dc8b447892b4		
Warnings:					
Information:					
36	Non Patent Literature	LUTSKY_ANovel.pdf	2049689	no	6
			cb118db30e371e7c92923982aa13ba5d8e214efd		
Warnings:					
Information:					
37	Non Patent Literature	LYSENG-WILLIAMSON_Inhaled.pdf	3237874	no	10
			fd45496055adc41ab49ec1821b2098e6e1a9a6a5		
Warnings:					
Information:					

38	Non Patent Literature	MAHONEY_Drug.pdf	888196 f9316272f91c213d03f4b0eeba325f5daa8c4fa1	no	5
Warnings:					
Information:					
39	Non Patent Literature	Meltzer_Onset.pdf	398325 d55645dd0d3980d69fb48f79de257f8b78f9b8	no	9
Warnings:					
Information:					
40	Non Patent Literature	Millard_Solubilization.pdf	637861 1e50af6641baac6936f5e91c28f2368cc6b40811	no	12
Warnings:					
Information:					
41	Non Patent Literature	Mistry_Characterisation.pdf	519223 e9bef55376d8e894f5670f15bc951b31ac2be20f	no	9
Warnings:					
Information:					
42	Non Patent Literature	Mistry_Impurity.pdf	542307 460958710fb51808dff42946aa72d6baf3c1408f	no	7
Warnings:					
Information:					
Total Files Size (in bytes):				64859600	
<p>This Acknowledgement Receipt evidences receipt on the noted date by the USPTO of the indicated documents, characterized by the applicant, and including page counts, where applicable. It serves as evidence of receipt similar to a Post Card, as described in MPEP 503.</p> <p><u>New Applications Under 35 U.S.C. 111</u> If a new application is being filed and the application includes the necessary components for a filing date (see 37 CFR 1.53(b)-(d) and MPEP 506), a Filing Receipt (37 CFR 1.54) will be issued in due course and the date shown on this Acknowledgement Receipt will establish the filing date of the application.</p> <p><u>National Stage of an International Application under 35 U.S.C. 371</u> If a timely submission to enter the national stage of an international application is compliant with the conditions of 35 U.S.C. 371 and other applicable requirements a Form PCT/DO/EO/903 indicating acceptance of the application as a national stage submission under 35 U.S.C. 371 will be issued in addition to the Filing Receipt, in due course.</p> <p><u>New International Application Filed with the USPTO as a Receiving Office</u> If a new international application is being filed and the international application includes the necessary components for an international filing date (see PCT Article 11 and MPEP 1810), a Notification of the International Application Number and of the International Filing Date (Form PCT/RO/105) will be issued in due course, subject to prescriptions concerning national security, and the date shown on this Acknowledgement Receipt will establish the international filing date of the application.</p>					

INFORMATION DISCLOSURE STATEMENT BY APPLICANT (Not for submission under 37 CFR 1.99)	Application Number		10518016	
	Filing Date		2005-07-06	
	First Named Inventor	Amar Lulla		
	Art Unit	1616		
	Examiner Name	Thor B. Nielsen		
	Attorney Docket Number	CRT/20632 US(4137-04700)		

U.S.PATENTS						Remove
Examiner Initial*	Cite No	Patent Number	Kind Code ¹	Issue Date	Name of Patentee or Applicant of cited Document	Pages,Columns,Lines where Relevant Passages or Relevant Figures Appear
	1					

If you wish to add additional U.S. Patent citation information please click the Add button. Add

U.S.PATENT APPLICATION PUBLICATIONS						Remove
Examiner Initial*	Cite No	Publication Number	Kind Code ¹	Publication Date	Name of Patentee or Applicant of cited Document	Pages,Columns,Lines where Relevant Passages or Relevant Figures Appear
	1					

If you wish to add additional U.S. Published Application citation information please click the Add button. Add

FOREIGN PATENT DOCUMENTS								Remove
Examiner Initial*	Cite No	Foreign Document Number ³	Country Code ² j	Kind Code ⁴	Publication Date	Name of Patentee or Applicant of cited Document	Pages,Columns,Lines where Relevant Passages or Relevant Figures Appear	T ⁵
	1	0270490	WO		2002-09-12	Glaxo Group Limited		<input type="checkbox"/>
	2	0285296	WO		2002-10-31	Epigenesis Pharmaceuticals, Inc.		<input type="checkbox"/>
	3	8903390	WO		1989-04-20	Bodor		<input type="checkbox"/>

**INFORMATION DISCLOSURE
STATEMENT BY APPLICANT**
(Not for submission under 37 CFR 1.99)

Application Number		10518016
Filing Date		2005-07-06
First Named Inventor	Amar Lulla	
Art Unit	1616	
Examiner Name	Thor B. Nielsen	
Attorney Docket Number	CRT/20632 US(4137-04700)	

4	9015816	WO		1990-12-27	The Upjohn Company	<input type="checkbox"/>
5	03048181	WO		2003-06-12	Glaxo Group Limited	<input type="checkbox"/>
6	03072592	WO		2003-09-04	Glaxo Group Limited	<input type="checkbox"/>
7	9705136	WO		1997-02-13	Boehringer Ingelheim KG	<input type="checkbox"/>
8	03042230	WO		2003-05-22	Glaxo Group Limited	<input type="checkbox"/>
9	9214472	WO		1992-09-03	Glaxo Group Limited	<input type="checkbox"/>
10	9817676	WO		1998-04-30	Glaxo Group Limited	<input type="checkbox"/>
11	03035668	WO		2003-05-01	Glaxo Group Limited	<input type="checkbox"/>
12	03000241	WO		2003-01-03	Boehringer Ingelheim Pharma KG	<input type="checkbox"/>
13	03064445	WO		2003-08-07	Glaxo Group Limited	<input type="checkbox"/>
14	872389	ZA		1987-04-02	Advanced Polymer Systems, Incorporated	<input type="checkbox"/>

**INFORMATION DISCLOSURE
STATEMENT BY APPLICANT**
(Not for submission under 37 CFR 1.99)

Application Number		10518016
Filing Date		2005-07-06
First Named Inventor	Amar Lulla	
Art Unit	1616	
Examiner Name	Thor B. Nielsen	
Attorney Docket Number	CRT/20632 US(4137-04700)	

	15	9901467	WO		1999-01-14	Glaxo Group Limited		<input type="checkbox"/>
	16	03086399	WO		2003-10-23	Boehringer Ingelheim GmbH & Co. KG		<input type="checkbox"/>
	17	9715298	WO		1997-05-01	Bayer Aktiengesellschaft		<input type="checkbox"/>
	18	03033000	WO		2003-04-24	Glaxo Group Limited		<input type="checkbox"/>
	19	03062259	WO		2003-07-31	Glaxo Group Limited		<input type="checkbox"/>
	20	9531964	WO		1995-11-30	Glaxo Australia Pty. Limited		<input type="checkbox"/>
	21	03040691	WO		2003-05-15	The Brigham and Women's Hospital, Inc.		<input type="checkbox"/>
	22	9104252	WO		1991-04-04	Boehringer Ingelheim International GmbH, et al.		<input type="checkbox"/>
	23	9619199	WO		1996-06-27	Astra Aktiebolag		<input type="checkbox"/>
	24	9724365	WO		1997-07-10	Glaxo Group Limited		<input type="checkbox"/>
	25	9834596	WO		1998-08-13	Minnesota Mining and Manufacturing Company		<input type="checkbox"/>

**INFORMATION DISCLOSURE
STATEMENT BY APPLICANT**
(Not for submission under 37 CFR 1.99)

Application Number		10518016
Filing Date		2005-07-06
First Named Inventor	Amar Lulla	
Art Unit	1616	
Examiner Name	Thor B. Nielsen	
Attorney Docket Number	CRT/20632 US(4137-04700)	

	26	03066656	WO		2003-08-14	Glaxo Group Limited		<input type="checkbox"/>
	27	9721724	WO		1997-06-19	G.D. Searle & Co.		<input type="checkbox"/>
	28	04013156	WO		2004-02-12	Novartis AG		<input type="checkbox"/>
	29	03013427	WO		2003-02-20	SmithKline Beecham Corporation		<input type="checkbox"/>
	30	0276933	WO		2002-10-03	Glaxo Group Limited		<input type="checkbox"/>
	31	9721721	WO		1997-06-19	G.D. Searle & Co.		<input type="checkbox"/>
	32	9740836	WO		1997-11-06	G.D. Searle & Co.		<input type="checkbox"/>
	33	9925359	WO		1999-05-27	Astra Aktiebolag		<input type="checkbox"/>
	34	03042229	WO		2003-05-22	Glaxo Group Limited		<input type="checkbox"/>
	35	9932089	WO		1999-07-01	Astra Aktiebolag		<input type="checkbox"/>
	36	9632151	WO		1996-10-17	Glaxo Wellcome Inc.		<input type="checkbox"/>

INFORMATION DISCLOSURE STATEMENT BY APPLICANT (Not for submission under 37 CFR 1.99)	Application Number		10518016	
	Filing Date		2005-07-06	
	First Named Inventor	Amar Lulla		
	Art Unit	1616		
	Examiner Name	Thor B. Nielsen		
	Attorney Docket Number	CRT/20632 US(4137-04700)		

37	03066033	WO		2003-08-14	Glaxo Group Limited	<input type="checkbox"/>
38	03066036	WO		2003-08-14	Glaxo Group Limited	<input type="checkbox"/>
39	0780127	EP		1997-06-25	The Procter & Gamble Company	<input type="checkbox"/>
40	2004019955	WO	A1	2004-03-11	Altana Pharma AG	<input type="checkbox"/>
41	2008012338	WO	A2	2008-01-31	Glaxo Group Limited	<input type="checkbox"/>

If you wish to add additional Foreign Patent Document citation information please click the Add button Add

NON-PATENT LITERATURE DOCUMENTS

Remove

Examiner Initials*	Cite No	Include name of the author (in CAPITAL LETTERS), title of the article (when appropriate), title of the item (book, magazine, journal, serial, symposium, catalog, etc), date, pages(s), volume-issue number(s), publisher, city and/or country where published.	T5
	1	MÖLLMANN, H., et al., "Handbook of pharmacokinetic / pharmacodynamic correlation, Chapter 14, Pharmacokinetic-Pharmacodynamic Correlations of Corticosteroids, 323-336, CRC Press, 1995.	<input type="checkbox"/>
	2	MORENO-VARGAS, et al., "Synthesis and glycosidase inhibitory activities of 5-(1',4'-dideoxy-1',4'-imino-D-erythrolyl)-2-methyl-3-furoic acid (=5-[(3S,4R)-3,4-dihydroxypyrrolidin-2-yl]-2methylfuran-3-carboxylic acid) derivatives: new leads as selective alpha-L-fucosidase and beta-galactosidase inhibitors," Helvetica Chimica Acta, Vol. 86, pp. 1894-1913, 2003.	<input type="checkbox"/>
	3	NAEDELE-RISHA, R., et al., "Dual components of optimal asthma therapy: scientific and clinical rationale for the use of long acting beta-agonists with inhaled corticosteroids," THE JOURNAL OF THE AMERICAN OSTEOPATHIC ASSOCIATION, Vol. 101, No. 9, September 2001, pp. 2001-2009.	<input type="checkbox"/>
	4	NATHAN, et al., "A once daily fluticasone propionate aqueous nasal spray is an effective treatment for seasonal allergic rhinitis," Annals of Allergy, 1991, Vol. 67, pp. 332-338.	<input type="checkbox"/>

**INFORMATION DISCLOSURE
STATEMENT BY APPLICANT**
(Not for submission under 37 CFR 1.99)

Application Number		10518016
Filing Date		2005-07-06
First Named Inventor	Amar Lulla	
Art Unit	1616	
Examiner Name	Thor B. Nielsen	
Attorney Docket Number	CRT/20632 US(4137-04700)	

5	NELSON, HAROLD, S., et al., Fluticasone propionate-salmeterol combination provides more effective asthma control than low-dose inhaled corticosteroid plus montelukast," J. Allergy Clin. Immunol., Vol. 106, No. 6, December 2000, pp. 1088-1095.	<input type="checkbox"/>
6	O'CONNOR, B. J., "Combination therapy," Pulmonary Pharmacology and Therapeutics, Vol. 11, No. 5/6, 1998, pp. 397-399.	<input type="checkbox"/>
7	ONG, JOHN T. H., et al., "Micellar solubilization of timobesone acetate in aqueous and aqueous propylene glycol solutions of nonionic surfactants," Pharmaceutical Research, Vol. 5, No. 11, 1988, pp. 704-708.	<input type="checkbox"/>
8	ONG, JOHN T. H., et al., "Intrinsic potencies of novel thiol ester corticosteroids RS-85095 and RS-21314 as compared with clobetasol 17-propionate and fluocinonide," Arch Dermatol, Vol. 125, December 1989, pp. 1662-1665.	<input type="checkbox"/>
9	ONRUST, et al., "Mometasone furoate, a review of its intranasal use in allergic rhinitis," Drugs, Vol. 56, No. 4, October 1998, pp. 725-745, Vol. 21.	<input type="checkbox"/>
10	HOLGATE, STEPHEN T., Difficult Asthma, 1999, cover page and publishing information.	<input type="checkbox"/>
11	PCT/GB01/03495, International Preliminary Examination Report, date of mailing: August 30, 2002.	<input type="checkbox"/>
12	PETTERSSON, BERTIL, et al., "Re-evaluation of the classical mycoplasma lipophilum cluster (Weisburg, et al., 1989) and description of two new clusters in the hominis group based on 16S rDNA sequences," Int'l Journal of Systematic & Evolutionary Microbiology, 2001, Vol. 51, pp. 633-643.	<input type="checkbox"/>
13	PHILLIPS, G. H., et al., "Synthesis and structure activity relationships in a series of anti-inflammatory corticosteroid analogues, halomethyl androstane - 17B-carbothioates and - 17B-carboselenoates," Journal of Medicinal Chemistry, 1994, Vol. 37, pp. 3717-3729.	<input type="checkbox"/>
14	POPPER, T. L., et al., "Structure-activity relationship of a series of novel topical corticosteroids," Journal of Steroid Biochemistry, 1987, Vol. 27, pp. 837-843.	<input type="checkbox"/>
15	Product Information Flonase (Fluticasone propionate) Nasal Spray 50 mcg, 2004, pp. 1-13.	<input type="checkbox"/>

**INFORMATION DISCLOSURE
STATEMENT BY APPLICANT**
(Not for submission under 37 CFR 1.99)

Application Number		10518016
Filing Date		2005-07-06
First Named Inventor	Amar Lulla	
Art Unit	1616	
Examiner Name	Thor B. Nielsen	
Attorney Docket Number	CRT/20632 US(4137-04700)	

16	Product Information Rhinocort Aqua (budesonide) Nasal Spray 32 mcg, 2005, pp. 1-2.	<input type="checkbox"/>
17	SAKAGAMI, et al., "Mucoadhesive BDP microspheres for powder inhalation-their unique pharmacokinetic-pharmacodynamic profiles," Respiratory Drug Delivery, Vol. VI, pp. 193-199, 1998.	<input type="checkbox"/>
18	SANDHAM, et al., "Synthesis and biological properties of novel glucocorticoid androstene C-17 furoate esters," Bioorganic & Medicinal Chemistry, 2004, Vol. 12, pp. 5213-5224.	<input type="checkbox"/>
19	SCADDING, et al., "Clinical and physiological effects of fluticasone propionate aqueous nasal spray in the treatment of perennial rhinitis," Rhinology, 1991, Suppl. 11, pp. 37-43.	<input type="checkbox"/>
20	SETTIPANE, et al., "Triamcinolone acetone aqueous nasal spray in patients with seasonal ragweed allergic rhinitis: a placebo-controlled, double-blind study," Clin. Ther., 1995, Vol. 17, No. 2, pp. 252-263.	<input type="checkbox"/>
21	SHAPIRO, et al., "17-esters and 17,21-diester of 9-alpha, 11-beta-dichlorocorticoids. Synthesis and anti-inflammatory activity," Steroids, Vol. 9, No. 2, pp. 143-156, 1967.	<input type="checkbox"/>
22	SHAPIRO, et al., "Synthesis and structure-activity studies of corticosteroid 17-heterocyclic aromatic esters. 1. 9-alpha, 11-beta dichloro series," Journal of Medicinal Chemistry, Vol. 30, No. 6, pp. 1068-1073, 1987.	<input type="checkbox"/>
23	SHAPIRO, et al., "17 heteroaroyl esters of corticosteroids 2. 11 beta hydroxy series," Journal of Medicinal Chemistry, American Chemical Society, Washington, US, Vol. 30, No. 9, 1987, pp. 1581-1588.	<input type="checkbox"/>
24	SMITH, et al., "In vitro glucocorticoid receptor binding and transcriptional activation by topically active glucocorticoids," Arzneimittelforschung, 1998, 48(II)(9), pp. 956-959.	<input type="checkbox"/>
25	SMITH, N., et al., "Comparison of the electroosmotic flow profiles and selectivity of stationary phases used in capillary electrochromatography," Journal of Chromatography A., Vol. 832, 1999, pp. 41-54.	<input type="checkbox"/>
26	SOUNESS, et al., "Immunosuppressive and anti-inflammatory effects of cyclic AMP phosphodiesterase (PDE) type 4 inhibitors," Immunopharmacology, 2000, Vol. 47, Nos. 2/3, pp. 127-162.	<input type="checkbox"/>

INFORMATION DISCLOSURE STATEMENT BY APPLICANT (Not for submission under 37 CFR 1.99)	Application Number		10518016
	Filing Date		2005-07-06
	First Named Inventor	Amar Lulla	
	Art Unit	1616	
	Examiner Name	Thor B. Nielsen	
	Attorney Docket Number	CRT/20632 US(4137-04700)	

27	STEMPEL, et al., "Treatment of allergic rhinitis: an evidence-based evaluation of nasal corticosteroids versus nonsedating antihistamines," Am. J. Man. Care, 1998, Vol. 4, pp. 89-96.	<input type="checkbox"/>
28	Study No. 03DMW062 - "Pharmacokinetics of GW685698X and CC118781 (fluticasone propionate) when co-administered by the intratracheal or intravenous route to the anaesthetised white pig," 2004.	<input type="checkbox"/>
29	Study No. B30947 - "The Pharmacokinetics of GW685698X and CC118781 following intratracheal co-administration to the anaesthetised white pig," 2003.	<input type="checkbox"/>
30	SZEFLER, STANLEY J., et al., Chapter 21, "Glucocorticoids in severe asthma: mechanisms of action and route of administration," DIFFICULT ASTHMA, pp. 371-375, Martin Dunitz Ltd., Informa Health Care, 1999.	<input type="checkbox"/>
31	TANAKA, et al., "Synthesis of 4H-furo[3,2-b]indole derivatives. III (1). Preparation of 4H-furo[3,2-b]indole-2-carboxylic acid derivatives," Journal Heterocyclic Chemistry, Vol. 16, pp. 785-788, 1979.	<input type="checkbox"/>
32	TOGASHI, et al., "9-fluoro-11B, 17, 21-trihydroxy-16a-methyl-1,4-pregnadiene-3, 20-dione 21-cyclohexanecarboxylate 17-cyclopropanecarboxylate (ST126); OYO YAKURI, 2002, Vol. 63, No. 5/6, pp. 61-77.	<input type="checkbox"/>
33	UNEO, et al., "Synthesis and evaluation of antiinflammatory activities of a series of corticosteroid 17. Alpha - esters containing a functional group," JOURNAL OF MEDICINAL CHEMISTRY, AMERICAN CHEMICAL SOCIETY, Vol. 34, No. 8, August 1991, pp. 2468-2473.	<input type="checkbox"/>
34	UNDEM, et al., "Neural integration and allergic disease," J. Allergy Clin. Immunol., 2000, Vol. 106, No. 5, pp. S213-S220.	<input type="checkbox"/>
35	The United States Pharmacopoeia, 23rd Ed., US Pharmacopoeia Convention, Inc., Rockville MD, 1995, pp. 1843-1844, "Physical Tests / (941) X-Ray Diffraction."	<input type="checkbox"/>
36	VAN AS, et al., "Once daily fluticasone propionate is as effective for perennial allergic rhinitis as twice daily beclomethasone dipropionate," J. Allergy Clin. Immunol., 1993, Vol. 91, No. 6, pp. 1146-1154.	<input type="checkbox"/>
37	VAN BAVEL, et al., "Ocular efficacy and clinician overall evaluation of intranasal fluticasone propionate (FP) versus loratadine (LOR) in seasonal allergic rhinitis (SAR)," Annals of Allergy, Asthma, & Immunology, 1997, Vol. 78, p. 128, Abstract P101.	<input type="checkbox"/>

INFORMATION DISCLOSURE STATEMENT BY APPLICANT (Not for submission under 37 CFR 1.99)	Application Number		10518016
	Filing Date		2005-07-06
	First Named Inventor	Amar Lulla	
	Art Unit		1616
	Examiner Name	Thor B. Nielsen	
	Attorney Docket Number		CRT/20632 US(4137-04700)

38	VAN DER MOLEN, et al., "Effects of the long acting beta agonist formoterol on asthma control in asthmatic patients using inhaled corticosteroids," Thorax, Vol. 52, No. 6, 1997, pp. 535-539.	<input type="checkbox"/>
39	WENKERT, et al., "Short syntheses of furan and catechol derivatives. A synthesis of hydrourushiol1,2," Journal American Chemical Society, Vol. 105, pp. 2021-2029, 1983.	<input type="checkbox"/>
40	WESTLUND, et al., "Fluticasone propionate aqueous nasal spray 200 mg once daily provides relief of ocular symptoms associated with seasonal allergic rhinitis," 57th Annual Meeting of the American Academy of Allergy, Asthma and Immunology, New Orleans LA, March 16-21, 2001, Abstract No. 522.	<input type="checkbox"/>
41	WOODFORD, et al., "Activity and bioavailability of a new steroid (Timobesone acetate) in cream and ointment compared with Lidex and Dermovate creams and ointments and Betnovate cream," Int'l Journal of Pharmaceutics, 1985, Vol. 26, pp. 145-155.	<input type="checkbox"/>
42	Observations on patentability of the object of the patent application PV 2003-352 (Czech Republic), 2003.	<input type="checkbox"/>
43	Notice of Opposition to the grant of patent on Patent Application No. 762/2001 (140397) (Pakistan), 2010.	<input type="checkbox"/>
44	CIPLA Annual Report Extract; 2010; (report shows that they launched an FF+azelastine product in 2010).	<input type="checkbox"/>
45	Comparative data of azelastine with steroids, 2011.	<input type="checkbox"/>
46	Declaration of Geena Malhotra for EP1519731 dated August 11, 2011.	<input type="checkbox"/>
47	Declaration of Joachim Maus for EP1519731 dated August 10, 2011.	<input type="checkbox"/>
48	VANRELL, "Preservatives in ophthalmic formulations: an overview," Arch. Soc. Esp. Oftalmol., 2007, Vol. 82, pp. 531-532.	<input type="checkbox"/>

INFORMATION DISCLOSURE STATEMENT BY APPLICANT (Not for submission under 37 CFR 1.99)	Application Number		10518016
	Filing Date		2005-07-06
	First Named Inventor	Amar Lulla	
	Art Unit	1616	
	Examiner Name	Thor B. Nielsen	
	Attorney Docket Number	CRT/20632 US(4137-04700)	

	49	Malhotra Exhibit A, August 2011.	<input type="checkbox"/>
--	----	----------------------------------	--------------------------

If you wish to add additional non-patent literature document citation information please click the Add button **Add**

EXAMINER SIGNATURE

Examiner Signature		Date Considered	
--------------------	--	-----------------	--

*EXAMINER: Initial if reference considered, whether or not citation is in conformance with MPEP 609. Draw line through a citation if not in conformance and not considered. Include copy of this form with next communication to applicant.

¹ See Kind Codes of USPTO Patent Documents at www.USPTO.GOV or MPEP 901.04. ² Enter office that issued the document, by the two-letter code (WIPO Standard ST.3). ³ For Japanese patent documents, the indication of the year of the reign of the Emperor must precede the serial number of the patent document. ⁴ Kind of document by the appropriate symbols as indicated on the document under WIPO Standard ST.16 if possible. ⁵ Applicant is to place a check mark here if English language translation is attached.

INFORMATION DISCLOSURE STATEMENT BY APPLICANT (Not for submission under 37 CFR 1.99)	Application Number	10518016
	Filing Date	2005-07-06
	First Named Inventor	Amar Lulla
	Art Unit	1616
	Examiner Name	Thor B. Nielsen
	Attorney Docket Number	CRT/20632 US(4137-04700)

CERTIFICATION STATEMENT

Please see 37 CFR 1.97 and 1.98 to make the appropriate selection(s):

That each item of information contained in the information disclosure statement was first cited in any communication from a foreign patent office in a counterpart foreign application not more than three months prior to the filing of the information disclosure statement. See 37 CFR 1.97(e)(1).

OR

That no item of information contained in the information disclosure statement was cited in a communication from a foreign patent office in a counterpart foreign application, and, to the knowledge of the person signing the certification after making reasonable inquiry, no item of information contained in the information disclosure statement was known to any individual designated in 37 CFR 1.56(c) more than three months prior to the filing of the information disclosure statement. See 37 CFR 1.97(e)(2).

See attached certification statement.

The fee set forth in 37 CFR 1.17 (p) has been submitted herewith.

A certification statement is not submitted herewith.

SIGNATURE

A signature of the applicant or representative is required in accordance with CFR 1.33, 10.18. Please see CFR 1.4(d) for the form of the signature.

Signature	/Rodney B. Carroll/	Date (YYYY-MM-DD)	2011-12-13
Name/Print	Rodney B. Carroll	Registration Number	39624

This collection of information is required by 37 CFR 1.97 and 1.98. The information is required to obtain or retain a benefit by the public which is to file (and by the USPTO to process) an application. Confidentiality is governed by 35 U.S.C. 122 and 37 CFR 1.14. This collection is estimated to take 1 hour to complete, including gathering, preparing and submitting the completed application form to the USPTO. Time will vary depending upon the individual case. Any comments on the amount of time you require to complete this form and/or suggestions for reducing this burden, should be sent to the Chief Information Officer, U.S. Patent and Trademark Office, U.S. Department of Commerce, P.O. Box 1450, Alexandria, VA 22313-1450. **DO NOT SEND FEES OR COMPLETED FORMS TO THIS ADDRESS. SEND TO: Commissioner for Patents, P.O. Box 1450, Alexandria, VA 22313-1450.**

Privacy Act Statement

The Privacy Act of 1974 (P.L. 93-579) requires that you be given certain information in connection with your submission of the attached form related to a patent application or patent. Accordingly, pursuant to the requirements of the Act, please be advised that: (1) the general authority for the collection of this information is 35 U.S.C. 2(b)(2); (2) furnishing of the information solicited is voluntary; and (3) the principal purpose for which the information is used by the U.S. Patent and Trademark Office is to process and/or examine your submission related to a patent application or patent. If you do not furnish the requested information, the U.S. Patent and Trademark Office may not be able to process and/or examine your submission, which may result in termination of proceedings or abandonment of the application or expiration of the patent.

The information provided by you in this form will be subject to the following routine uses:

1. The information on this form will be treated confidentially to the extent allowed under the Freedom of Information Act (5 U.S.C. 552) and the Privacy Act (5 U.S.C. 552a). Records from this system of records may be disclosed to the Department of Justice to determine whether the Freedom of Information Act requires disclosure of these records.
2. A record from this system of records may be disclosed, as a routine use, in the course of presenting evidence to a court, magistrate, or administrative tribunal, including disclosures to opposing counsel in the course of settlement negotiations.
3. A record in this system of records may be disclosed, as a routine use, to a Member of Congress submitting a request involving an individual, to whom the record pertains, when the individual has requested assistance from the Member with respect to the subject matter of the record.
4. A record in this system of records may be disclosed, as a routine use, to a contractor of the Agency having need for the information in order to perform a contract. Recipients of information shall be required to comply with the requirements of the Privacy Act of 1974, as amended, pursuant to 5 U.S.C. 552a(m).
5. A record related to an International Application filed under the Patent Cooperation Treaty in this system of records may be disclosed, as a routine use, to the International Bureau of the World Intellectual Property Organization, pursuant to the Patent Cooperation Treaty.
6. A record in this system of records may be disclosed, as a routine use, to another federal agency for purposes of National Security review (35 U.S.C. 181) and for review pursuant to the Atomic Energy Act (42 U.S.C. 218(c)).
7. A record from this system of records may be disclosed, as a routine use, to the Administrator, General Services, or his/her designee, during an inspection of records conducted by GSA as part of that agency's responsibility to recommend improvements in records management practices and programs, under authority of 44 U.S.C. 2904 and 2906. Such disclosure shall be made in accordance with the GSA regulations governing inspection of records for this purpose, and any other relevant (i.e., GSA or Commerce) directive. Such disclosure shall not be used to make determinations about individuals.
8. A record from this system of records may be disclosed, as a routine use, to the public after either publication of the application pursuant to 35 U.S.C. 122(b) or issuance of a patent pursuant to 35 U.S.C. 151. Further, a record may be disclosed, subject to the limitations of 37 CFR 1.14, as a routine use, to the public if the record was filed in an application which became abandoned or in which the proceedings were terminated and which application is referenced by either a published application, an application open to public inspections or an issued patent.
9. A record from this system of records may be disclosed, as a routine use, to a Federal, State, or local law enforcement agency, if the USPTO becomes aware of a violation or potential violation of law or regulation.

Electronic Acknowledgement Receipt

EFS ID:	11601472
Application Number:	10518016
International Application Number:	
Confirmation Number:	4912
Title of Invention:	COMBINATION OF AZELASTINE AND STEROIDS
First Named Inventor/Applicant Name:	Amar Lulla
Customer Number:	30652
Filer:	Rodney B. Carroll/Edith Shek
Filer Authorized By:	Rodney B. Carroll
Attorney Docket Number:	CRT/20632 US (4137-04700)
Receipt Date:	13-DEC-2011
Filing Date:	06-JUL-2005
Time Stamp:	18:12:58
Application Type:	U.S. National Stage under 35 USC 371

Payment information:

Submitted with Payment	no
------------------------	----

File Listing:

Document Number	Document Description	File Name	File Size(Bytes)/ Message Digest	Multi Part /.zip	Pages (if appl.)
1	Foreign Reference	WO200270490.pdf	4219154 <small>675a9cfd6be13b420805fa643e64d1bc0341dfc6</small>	no	101

Warnings:

Information:

2	Foreign Reference	WO200285296.pdf	2883330	no	49
			272a424e08ac7a0f0442ccded6fa90c2facc5692		
Warnings:					
Information:					
3	Foreign Reference	WO8903390.pdf	3593970	no	110
			4a9dc1e050bca53ed6e816dd04a38de27c7c8cd3		
Warnings:					
Information:					
4	Foreign Reference	WO9015816.pdf	1540403	no	39
			08bdd163ea0ad40274646ada7c17665684f1ab35		
Warnings:					
Information:					
5	Foreign Reference	WO200348181.pdf	1615572	no	40
			442c909117927280f0d1ac97bctf8d7ca65cbc54		
Warnings:					
Information:					
6	Foreign Reference	WO200372592.pdf	1289204	no	31
			a79b8072f09e049b4544f8498a30593d7fb20cb9		
Warnings:					
Information:					
7	Foreign Reference	WO9705136.pdf	514418	no	16
			3c5303c5f4ab33a0ca39635bd77352e79a3bc8d6		
Warnings:					
Information:					
8	Foreign Reference	WO200342230.pdf	1503370	no	38
			85c7e75826ff73a50202ec8c2c49f7b18b9c5cf		
Warnings:					
Information:					
9	Foreign Reference	WO9214472.pdf	275006	no	8
			aded4810ef98be1256eb7be758b237b63545dce2		
Warnings:					
Information:					
10	Foreign Reference	WO9817676.pdf	2583258	no	83
			d09bd8440bd0f059d7e9c40326a9840083e37282		
Warnings:					
Information:					

11	Foreign Reference	WO200335668.pdf	2097712	no	43
			0267ed5ccdde06bc7589ae2dacf2f079826dca90		
Warnings:					
Information:					
12	Foreign Reference	WO200300241.pdf	2191709	no	36
			4ccb9e9df429d3dfb5769462bed280f086d210e		
Warnings:					
Information:					
13	Foreign Reference	WO200364445.pdf	1084399	no	27
			2a48c6c2601b5ef2a3f4305c8ba1434fb25ccfae		
Warnings:					
Information:					
14	Foreign Reference	ZA872389.pdf	1733716	no	56
			78d50ec876954e7fc914d5a9b46620b049663357		
Warnings:					
Information:					
15	Foreign Reference	WO9901467.pdf	2388238	no	80
			85806e793f9e4d5f55124edf34b8c874ec412c41		
Warnings:					
Information:					
16	Foreign Reference	WO200386399.pdf	1991851	no	43
			68e0ff14341f11d531c409b085dae075e722ea48		
Warnings:					
Information:					
17	Foreign Reference	WO9715298.pdf	488512	no	15
			9a3f3ee911451d16966b0209ce033d444ab3dea3		
Warnings:					
Information:					
18	Foreign Reference	WO200333000.pdf	667355	no	19
			11ea92ce45d97775b8dc0003fbb81319471222ce		
Warnings:					
Information:					
19	Foreign Reference	WO03062259.pdf	1591261	no	47
			7ea51dbe253ffb3ca5dda388050c6ab19eaacef		
Warnings:					
Information:					

20	Foreign Reference	WO9531964.pdf	525616	no	14
			8b0d507611bedcd842a12bd56afa1a857bf c1502		
Warnings:					
Information:					
21	Foreign Reference	WO200340691.pdf	3482619	no	66
			e64e70a1ab24be5c3177dc53493c616792f 05f51		
Warnings:					
Information:					
22	Foreign Reference	WO9104252.pdf	1089885	no	43
			f9eccc7c93d238a97f1128f6a888c608f06c22 c7		
Warnings:					
Information:					
23	Foreign Reference	WO9619199.pdf	888388	no	25
			324bf04910d47c49af59e410497263b8850 98095		
Warnings:					
Information:					
24	Foreign Reference	WO9724365.pdf	2875608	no	64
			a91a67c7f834ddb61c836fd30991928ddd8 69113		
Warnings:					
Information:					
25	Foreign Reference	WO9834596.pdf	3907468	no	84
			c32ba6fc49a569704768af10885827399621 f80e		
Warnings:					
Information:					
26	Foreign Reference	WO200366656.pdf	6131885	no	118
			e507f1821081329a4f9e748ea7544b460ebc d731		
Warnings:					
Information:					
27	Foreign Reference	WO9721724.pdf	1189373	no	42
			b523f5b2f10116560aad45be274ac9cacc 677e		
Warnings:					
Information:					
28	Foreign Reference	WO200413156.pdf	773562	no	20
			33725d201eb5d73a60ec2ba690a3d4b1f93 9385b		
Warnings:					
Information:					

29	Foreign Reference	WO200313427.pdf	1149476	no	27
			796ff6b219ff30c63347224e957b6d05e7a546cc		
Warnings:					
Information:					
30	Foreign Reference	WO200276933.pdf	1718841	no	41
			ce4a27ac861f5c6b30428a3bfefe46dfb166b967		
Warnings:					
Information:					
31	Foreign Reference	WO9721721.pdf	1661260	no	53
			1749f780439188abb4137806a01ec40c8a2021cf		
Warnings:					
Information:					
32	Foreign Reference	WO9740836.pdf	1453945	no	47
			56236db1d7eb370e42ee9aaeb1615d492dd8427		
Warnings:					
Information:					
33	Foreign Reference	WO9925359.pdf	1116855	no	29
			11b68215d619b4acc028b21207fb70babbd0a13d		
Warnings:					
Information:					
34	Foreign Reference	WO200342229.pdf	1653472	no	39
			fd03fc62e12122e83e96293aa011c09679cb29ed		
Warnings:					
Information:					
35	Foreign Reference	WO9932089.pdf	794487	no	20
			1b9bb43869d70524fb68135b5a37adc5fb65b7db		
Warnings:					
Information:					
36	Foreign Reference	WO9632151.pdf	1012543	no	25
			6ea0849fdcb439faed6fa4547469b11d958729ea		
Warnings:					
Information:					
37	Foreign Reference	WO200366033.pdf	3153573	no	72
			33ab12636891a5d1ee339700763db2011ce16638		
Warnings:					
Information:					

38	Foreign Reference	WO200366036.pdf	3263491	no	78
			78a02d1816d611f732bb8759f6169595251b9e36		
Warnings:					
Information:					
39	Foreign Reference	EP-780127.pdf	488638	no	9
			e8b39f3c9b2213330a368f6805841364bf99f0d		
Warnings:					
Information:					
40	Foreign Reference	WO2004019955.pdf	852005	no	18
			d43f55ef02e0a7f3539460531e20f4f61263ea2d		
Warnings:					
Information:					
41	Foreign Reference	WO2008012338.pdf	828732	no	26
			7baae41807d7375a2fed25cd1a3f3201209d3a09		
Warnings:					
Information:					
42	Non Patent Literature	Mollmann_Pharmacokinetic.pdf	769931	no	16
			5912c6d1ee2032e6a8970e3e99ddf2572885633c		
Warnings:					
Information:					
43	Non Patent Literature	Vargas_Synthesis.pdf	855048	no	20
			c9250c310a952a9359bc5035ecd9ec733b55d65		
Warnings:					
Information:					
44	Non Patent Literature	Naedele-Risha_DualComponents.pdf	1243316	no	8
			ca3f0a2c5066bac215950699486cdd04f4cd3d63		
Warnings:					
Information:					
45	Non Patent Literature	Nathan_AOnceDaily.pdf	514431	no	7
			fbe99aa9188bec00280199dc120371026a5b8028		
Warnings:					
Information:					
46	Non Patent Literature	Nelson_Fluticasone.pdf	622126	no	8
			7de0c0047cc3c75976a24fe0e7b5e08cf3c6161		
Warnings:					
Information:					

47	Non Patent Literature	OConnor_CombinationTherapy.pdf	350372 09263a1ad5fd0aa2ce0256c5bd6e4e79e981c034	no	3
Warnings:					
Information:					
48	Non Patent Literature	Ong_Micellar.pdf	290287 3d253b25b8af83af84e4781a5252f2580496d85	no	5
Warnings:					
Information:					
49	Non Patent Literature	Ong_IntrinsicPotencies.pdf	251453 fdbae1060c8dcd0f5724a2a381f1e040ab2037c	no	4
Warnings:					
Information:					
50	Non Patent Literature	Onrust_Mometasone.pdf	1481662 5988d7acc608ee6753ef7b751f16dc610375b43a	no	21
Warnings:					
Information:					
51	Non Patent Literature	HOLGATE_Difficult.pdf	552116 db946954f457ebd6889e6d4d5ad4d2efc61b40db	no	2
Warnings:					
Information:					
52	Non Patent Literature	083002_IPER_PCTGB0103495.pdf	563769 76dbfe751ff368e472c5086a04c09fb375fa7505	no	11
Warnings:					
Information:					
53	Non Patent Literature	PETTERSON_Re-evaluatoin.pdf	303871 d1fe33c53cb31da45896f1845908f6d0a782c46a	no	11
Warnings:					
Information:					
54	Non Patent Literature	PHILLIPS_Synthesis.pdf	1382783 42e5342b7c22f1586df897885f7c589f80d01ac4	no	13
Warnings:					
Information:					
55	Non Patent Literature	POPPER_Structure.pdf	248217 29a2679aee8e6f7b28d7b60956d297c1fcccde22	no	7
Warnings:					
Information:					

56	Non Patent Literature	ProductInformation_Flonase.pdf	431706 4e994ddae4face86e21a970f096f48e6af1723cf	no	13
Warnings:					
Information:					
57	Non Patent Literature	RhinocortAqua32.pdf	349498 4b483726fef6f00f39ee9c85e2a35d867e4b2b3e	no	2
Warnings:					
Information:					
58	Non Patent Literature	SAKAGAMI_Mucoadhesive.pdf	365673 38f12f6166d520f960d18ecd1955ba80ba0127	no	7
Warnings:					
Information:					
59	Non Patent Literature	SANDHAM_Synthesis.pdf	1012507 50d7aa5b34861caf80758cfe704671d016ff8ad	no	12
Warnings:					
Information:					
60	Information Disclosure Statement (IDS) Form (SB08)	121311_IDS_Form2.pdf	618118 ff4d9fa1eb896adff8ca407da969f9265039a08a	no	12
Warnings:					
Information:					
<p>A U.S. Patent Number Citation or a U.S. Publication Number Citation is required in the Information Disclosure Statement (IDS) form for autoloading of data into USPTO systems. You may remove the form to add the required data in order to correct the Informational Message if you are citing U.S. References. If you chose not to include U.S. References, the image of the form will be processed and be made available within the Image File Wrapper (IFW) system. However, no data will be extracted from this form. Any additional data such as Foreign Patent Documents or Non Patent Literature will be manually reviewed and keyed into USPTO systems.</p>					
Total Files Size (in bytes):				86471044	

This Acknowledgement Receipt evidences receipt on the noted date by the USPTO of the indicated documents, characterized by the applicant, and including page counts, where applicable. It serves as evidence of receipt similar to a Post Card, as described in MPEP 503.

New Applications Under 35 U.S.C. 111

If a new application is being filed and the application includes the necessary components for a filing date (see 37 CFR 1.53(b)-(d) and MPEP 506), a Filing Receipt (37 CFR 1.54) will be issued in due course and the date shown on this Acknowledgement Receipt will establish the filing date of the application.

National Stage of an International Application under 35 U.S.C. 371

If a timely submission to enter the national stage of an international application is compliant with the conditions of 35 U.S.C. 371 and other applicable requirements a Form PCT/DO/EO/903 indicating acceptance of the application as a national stage submission under 35 U.S.C. 371 will be issued in addition to the Filing Receipt, in due course.

New International Application Filed with the USPTO as a Receiving Office

If a new international application is being filed and the international application includes the necessary components for an international filing date (see PCT Article 11 and MPEP 1810), a Notification of the International Application Number and of the International Filing Date (Form PCT/RO/105) will be issued in due course, subject to prescriptions concerning national security, and the date shown on this Acknowledgement Receipt will establish the international filing date of the application.

REC'D 03 SEP 2002
WIPO PCT

PCT

INTERNATIONAL PRELIMINARY EXAMINATION REPORT

(PCT Article 36 and Rule 70)

Applicant's or agent's file reference PG4153	FOR FURTHER ACTION See Notification of Transmittal of International Preliminary Examination Report (Form PCT/IPEA/416)	
International application No. PCT/GB01/03495	International filing date (day/month/year) 03/08/2001	Priority date (day/month/year) 05/08/2000
International Patent Classification (IPC) or national classification and IPC C07J31/00		
Applicant GLAXO GROUP LIMITED et al.		

1. This international preliminary examination report has been prepared by this International Preliminary Examining Authority and is transmitted to the applicant according to Article 36.



2. This REPORT consists of a total of 11 sheets, including this cover sheet.

This report is also accompanied by ANNEXES, i.e. sheets of the description, claims and/or drawings which have been amended and are the basis for this report and/or sheets containing rectifications made before this Authority (see Rule 70.16 and Section 607 of the Administrative Instructions under the PCT).

These annexes consist of a total of sheets.

3. This report contains indications relating to the following items:

- I Basis of the report
- II Priority
- III Non-establishment of opinion with regard to novelty, inventive step and industrial applicability
- IV Lack of unity of invention
- V Reasoned statement under Article 35(2) with regard to novelty, inventive step or industrial applicability; citations and explanations supporting such statement
- VI Certain documents cited
- VII Certain defects in the international application
- VIII Certain observations on the international application

Date of submission of the demand 21/02/2002	Date of completion of this report 30.08.2002
Name and mailing address of the international preliminary examining authority:  European Patent Office - P.B. 5818 Patentlaan 2 NL-2280 HV Rijswijk - Pays Bas Tel. +31 70 340 - 2040 Tx: 31 651 epo nl Fax: +31 70 340 - 3016	Authorized officer Watchorn, P Telephone No. +31 70 340 2207 

**INTERNATIONAL PRELIMINARY
EXAMINATION REPORT**

International application No. PCT/GB01/03495

I. Basis of the report

1. With regard to the **elements** of the international application (*Replacement sheets which have been furnished to the receiving Office in response to an invitation under Article 14 are referred to in this report as "originally filed" and are not annexed to this report since they do not contain amendments (Rules 70.16 and 70.17)*):

Description, pages:

1-53 as originally filed

Claims, No.:

1-63 as originally filed

Drawings, sheets:

1/5-5/5 as originally filed

2. With regard to the **language**, all the elements marked above were available or furnished to this Authority in the language in which the international application was filed, unless otherwise indicated under this item.

These elements were available or furnished to this Authority in the following language: , which is:

- the language of a translation furnished for the purposes of the international search (under Rule 23.1(b)).
- the language of publication of the international application (under Rule 48.3(b)).
- the language of a translation furnished for the purposes of international preliminary examination (under Rule 55.2 and/or 55.3).

3. With regard to any **nucleotide and/or amino acid sequence** disclosed in the international application, the international preliminary examination was carried out on the basis of the sequence listing:

- contained in the international application in written form.
- filed together with the international application in computer readable form.
- furnished subsequently to this Authority in written form.
- furnished subsequently to this Authority in computer readable form.
- The statement that the subsequently furnished written sequence listing does not go beyond the disclosure in the international application as filed has been furnished.
- The statement that the information recorded in computer readable form is identical to the written sequence listing has been furnished.

4. The amendments have resulted in the cancellation of:

- the description, pages:
- the claims, Nos.:

**INTERNATIONAL PRELIMINARY
EXAMINATION REPORT**

International application No. PCT/GB01/03495

the drawings, sheets:

5. This report has been established as if (some of) the amendments had not been made, since they have been considered to go beyond the disclosure as filed (Rule 70.2(c)):

(Any replacement sheet containing such amendments must be referred to under item 1 and annexed to this report.)

6. Additional observations, if necessary:

V. Reasoned statement under Article 35(2) with regard to novelty, inventive step or industrial applicability; citations and explanations supporting such statement

1. Statement

Novelty (N)	Yes: Claims 1-63
	No: Claims
Inventive step (IS)	Yes: Claims 1-41,43-56,61-63
	No: Claims 42,57-60
Industrial applicability (IA)	Yes: Claims 1-26,28-63
	No: Claims 27

2. Citations and explanations
see separate sheet

V - Statement according to Article 35(2) PCT

The closest state of the art consists of the following document:-

D1 = J. Med. Chem. Vol 37(22) pp 3717-3729 (1994)

The following document is also relevant for the assessment of the inventive step of the currently claimed subject matter:-

D3 = J. Med. Chem. Vol 30(9) pp 1581-1588 (1987)

(The document numbering used by the applicant in his response dated 23.04.2002 has been retained in this International Preliminary Examination Report)

V.IA - Industrial Applicability (Article 33(4) PCT)

For the assessment of the present claim 27 on the question whether it is industrially applicable, no unified criteria exist in the PCT Contracting States. The patentability can also be dependent upon the formulation of the claims. The EPO, for example, does not recognize as industrially applicable the subject-matter of claims to the use of a compound in medical treatment, but may allow, however, claims to a known compound for first use in medical treatment and the use of such a compound for the manufacture of a medicament for a new medical treatment. In the present case, the current claim 27 would not be acceptable under the European Patent Convention on the grounds that methods of treatment of the human and/or animal body by therapy are excluded from industrial application by Article 52(4) EPC, however, this does not necessarily apply in other jurisdictions.

V.N - Novelty (Article 33(2) PCT)

The compound of claim 1 is the compound fluoromethyl 6 α ,9 α -difluoro-17 α -(2-furyl)-carbonyloxy-11 β -hydroxy-androst-1,4-dien-3-one 17 β -carbothioate (fluticasone 17 α -furoate, hereinafter referred to as FF). The compounds of the closest state of the art are the corresponding 17 α -acetate, propionate and n-butyrate esters (see D1, page 3722, table 3, compounds 13d, 13e and 13f respectively). In particular, the compound

Fluticasone propionate (compound 13e of document D1) is already available commercially as a medicament (this compound will hereinafter be referred to as FP). Consequently the compound of claim 1 (FF) differs from the compounds of the closest state of the art (in particular FP) in that it has a 17α -furoate ester whereas the compounds of the closest state of the art (in particular FP) have 17α -linear esters. Consequently the compound of claim 1 and the various solid forms thereof (solvates, polymorphs etc) of claims 2-10 dependent thereon are all novel according to Article 33(2) PCT. Consequently, the first and second medicinal indications of the novel compound of claims 1-10 as specified in claims 11 and 12 respectively are also novel according to Article 33(2) PCT as are the pharmaceutical compositions thereof according to claims 13-26 and the medical uses thereof according to claim 27. Furthermore, the processes for preparing the novel compound of claim 1, as specified in independent claim 28 and claim 29 dependent thereon, independent claim 31 independent claim 52, independent claim 53 and claims 54 and 55 dependent thereon, independent claim 56 and independent claim 62 are also novel according to Article 33(2) PCT since they deliver a novel compound (that of claim 1). Furthermore, the processes for the production of the polymorphic forms 1-3 of the compound of claim 1 (claimed per se in dependent claims 3-5 respectively) as specified in independent claims 30, 50 and 51 are also novel according to Article 33(2) PCT, since they deliver polymorphic forms of a novel compound.

Furthermore, the following intermediates all possess the same 17α -(2-furyl)-carbonyloxy group which distinguishes the final product over the compound of the closest state of the art. Consequently, these intermediates are novel over the corresponding intermediates used to produce the compounds of the closest state of the art which possess the same 17α -ester group as the products which they are used to produce (i.e. the intermediates of the closest state of the art possess the same 17α -acetate, propionate or n-butyrate esters as compounds 13d, 13e and 13f - see D1, page 3720, scheme 4). Consequently all of the intermediates of the following formulae and specified in the claims identified below are novel according to Article 33(2) PCT. In addition, the processes for the production of compounds of formula II as specified in independent claim 35 and claim 36 dependent thereon, independent claim 37 and independent claim 63 are all also novel according to Article 33(2) PCT, since they deliver novel compounds of formula (II).

**INTERNATIONAL PRELIMINARY
EXAMINATION REPORT - SEPARATE SHEET**

International application No. PCT/GB01/03495

<i>Formula</i>	<i>independent claim</i>	<i>Dependent claim(s)</i>	<i>Process claim(s)</i>
II	32	33-34	35-37,63
IIA	38	-	
VI	39		
VII	40		
VIII	41		
IXA	43		
XII	44		
XV	45		
XVI	46		
XVII	47		
XX	48		
XXIII	49		
X	62		

The intermediate of formula IX of independent claim 42 does not possess the 17α -(2-furyl)-carbonyloxy group which distinguishes the final product over the compound of the closes state of the art. It does, however, have a $9,11\beta$ -epoxy grouping which is not present in any of the intermediates in D1 (see D1, page 3720, scheme 4). Consequently the subject matter of this claim is novel according to Article 33(2) PCT.

The intermediates of formulae XIII and XIV of independent claims 57 and 58 respectively do not possess the 17α -(2-furyl)-carbonyloxy group which distinguishes the final product over the compound of the closes state of the art. These compounds do, however, have a 9(11) double bond which is not present in any of the intermediates in D1 (see D1, page 3720, scheme 4). Consequently the subject matter of both of these claims is novel according to Article 33(2) PCT.

The intermediates of formulae XXI and XXII of independent claims 59 and 60 respectively do not possess the 17α -(2-furyl)-carbonyloxy group which distinguishes the final product over the compound of the closes state of the art. These compounds do, however, have an 11-keto group which is not present in any of the intermediates in D1 (see D1, page 3720, scheme 4). Consequently the subject matter of both of these

claims is novel according to Article 33(2) PCT.

V.IS - Inventive Step (Article 33(3) PCT)

The problem to be solved by the currently claimed subject matter is the provision of an anti-inflammatory agent with a side effect profile improved over the compounds of the closest state of the art. This problem is closely related to the originally stated problem of providing an anti-inflammatory agent with an "*attractive side effect profile*" (see page 1, lines 23-25 of the description), consequently this problem may be invoked in the assessment of an inventive step of the currently claimed subject matter.

The solution to this problem as proposed in the present application consists of the compound FF as claimed *per se* in claim 1. In this regard it is noted that the presence of a 17 α -(2-furyl)-carbonyloxy ester group is known to be compatible with anti-inflammatory activity in respect of other types of anti-inflammatory compounds (not fluticasone - see D3, page 1582, table I, compounds 1a, 1e-h and page 1583, table II, compounds 2f and 2g). It might therefore at first appear that the replacement of the known linear 17 α -ester groupings of the compounds of D1 with a 17 α -(2-furyl)-carbonyloxy ester group, which would result in the compound of claim 1, would be an obvious step to the person skilled in the art in order to solve the problem of producing alternative anti-inflammatory compounds.

However, the applicant has clearly demonstrated in comparative tests present in the application (see in particular the tests described on pages 42-43 of the application), that the compound FF of claim 1 has a very good EC₅₀ value (<1nM - see page 42, line 15), it is also clearly shown that FF has comparable effects to FP with regard to transactivation of glucocorticoid sensitive genes (see the first table on page 43), it is further demonstrated that FF demonstrates higher inhibition of lung eosinophilia than FP (FF 69% inhibition and FP 41% inhibition under the same conditions and dose - see page 43, lines 20-25). Furthermore, it is also demonstrated that FF has a lower systemic side effects since it has less effect on thymus weight than FP (FF effects a 67% reduction of thymus weight compared to 78% for FP - see page 43, lines 27-30) and finally the applicant also demonstrated in the test results given in the table on page 44, that the claimed compound FF is metabolised 5 times more rapidly than the

compound of the closest state of the art FP (this means that the topical administration of the claimed compound FF gives rise to fewer systemic side effects).

Consequently, the applicant has amply demonstrated that the claimed compound FF of claim 1 solves the above mentioned problem of the provision of an anti-inflammatory agent with a *side effect profile improved* over the compounds of the closest state of the art. Since there is no indication in D3 that introducing the 17α -(2-furyl)-carbonyloxy ester group would result in such drastic improvements as described above, the compound FF of claim is an unobvious solution to the above mentioned problem and is as such inventive according to Article 33(3) PCT. Consequently the compound of claim 1 and the various solid forms thereof (solvates, polymorphs etc) of claims 2-10 dependent thereon are all inventive according to Article 33(3) PCT. Consequently, the first and second medicinal indications of the novel compound of claims 1-10 as specified in claims 11 and 12 respectively are also inventive according to Article 33(3) PCT as are the pharmaceutical compositions thereof according to claims 13-26 and the medical uses thereof according to claim 27. Furthermore, the processes for preparing the novel compound of claim 1, as specified in independent claim 28 and claim 29 dependent thereon, independent claim 31 independent claim 52, independent claim 53 and claims 54 and 55 dependent thereon, independent claim 56 and independent claim 62 are also inventive according to Article 33(3) PCT since they deliver an inventive compound (that of claim 1). Furthermore, the processes for the production of the polymorphic forms 1-3 of the compound of claim 1 (claimed per se in dependent claims 3-5 respectively) as specified in independent claims 30, 50 and 51 are also inventive according to Article 33(3) PCT, since they deliver polymorphic forms of an inventive compound.

Furthermore, the following intermediates all possess the same 17α -(2-furyl)-carbonyloxy group which distinguishes the final product over the compound of the closes state of the art. Consequently, these intermediates are inventive over the corresponding intermediates used to produce the compounds of the closest state of the art which possess the same 17α -ester group as the products which they are used to produce (i.e. the intermediates of the closest state of the art possess the same 17α -acetate, propionate or n-butyrate esters as compounds 13d, 13e and 13f - see D1, page 3720, scheme 4). Consequently all of the intermediates of the following formulae and specified in the claims identified below are inventive according to Article 33(3) PCT

**INTERNATIONAL PRELIMINARY
EXAMINATION REPORT - SEPARATE SHEET**

International application No. PCT/GB01/03495

since they contribute the inventive feature to the final product of claim 1. In addition, the processes for the production of compounds of formula II as specified in independent claim 35 and claim 36 dependent thereon, independent claim 37 and independent claim 63 are all also inventive according to Article 33(3) PCT, since they deliver inventive compounds of formula (II).

<i>Formula</i>	<i>independent claim</i>	<i>Dependent claim(s)</i>	<i>Process claim(s)</i>
II	32	33-34	35-37,63
IIA	38	-	
VI	39		
VII	40		
VIII	41		
IXA	43		
XII	44		
XV	45		
XVI	46		
XVII	47		
XX	48		
XXIII	49		
X	62		

However, the intermediate compounds of claims 42 and 57-60 do not possess the same 17α -(2-furyl)-carbonyloxy group which distinguishes the final product over the compound of the closest state of the art. Consequently they do not contribute the characterising inventive feature to the final products which they are used to produce and further given that they are processed by analogy chemical processes well known in the art to produce the compound of claim 1 (in the case of intermediate IX of claim 42 by 9α -fluorination and 17α -acylation, in the case of intermediate XIII of claim 57 by 9,11-epoxidation, 9α -fluorination, 17α -acylation, in the case of intermediate XIV of claim 58 9,11-epoxidation, 9α -fluorination, 17α -acylation and 17β -thioate esterification, in the case of intermediate XXI of claim 59 11-keto reduction and 17α -acylation and in the case of intermediate XXII of claim 60 11-keto reduction, 17α -acylation and 17β -thioate esterification), as such they lack inventive step according to Article 33(3) PCT.

VIII - Statement according to Rule 70.12(ii) PCT

1) Dependent claims 3-5 further characterise the compound of formula (I) of claim 1 (FF) as polymorphic forms 1, 2 and 3 respectively. However, these arbitrarily attributed names of the polymorphic forms do not have any meaning in the technical area, since this is a novel compound and its polymorphs cannot previously have been characterised. Consequently the use of these names (form 1, polymorph ..etc) has no well established technical meaning in the technical area and as such these claims lack clarity according to Article 6 PCT, since it is not clear how these claims are further characterised over claim 1.

2) Claim 19 reads thus:-

"A pharmaceutical aerosol formulation according to claim 18 which does not comprise particulate medicament, a propellant and a stabiliser comprising water addition (i.e. water added in addition to nascent formulation water) and does not comprise particulate medicament, a propellant and a stabiliser comprising and amino acid, a derivative thereof or a mixture thereof."

This claim wording appears to imply that the composition claimed does **not** contain a propellant or a stabiliser and then goes on to further characterise the stabiliser which the composition does not contain. Furthermore, claim 18, on which the claim depends indicates that it must contain a propellant. Claim 19 is apparently in contradiction with claim 18 on which it depends and in consequence lacks clarity according to Article 6 PCT. Furthermore, information is repeated (the absence of particular medicament.. etc) and then two different stabilisers are mentioned as being present in the composition. It appears that this claim is attempting to express two preferred embodiments with relation to the stabiliser (water or amino acid), however these two contrasting embodiments are conjoined by "and" which means that they must both be present in the composition. Claim 19 further lacks clarity as a result according to Article 6 PCT.

3) The process of claim 28 indicates that the 17 β -carbothioic acid derivative of formula II be subject to "alkylation" to produce the final product of formula I of claim 1. However, the term "alkylation" as used in claim 28 is not limited to the introduction of a CH₂F ester group onto the 17 β -carbothioic acid group, it covers the introduction of a

panacea of various alkyl groups and is also not limited to introduction onto the 17 β -carbothioic acid group (for example this term could also embrace the alkylation of the 11 β -OH group to form an ether). Consequently, the process of claim 28 does not necessarily have as its final product the compound of claim 1, since this is the stated aim of the process of claim 28, this claim lacks clarity according to Article 6 PCT (International Preliminary Examination Guidelines III 4.4).

4) Claim 35 refers to a compound of formula III, but the formula or name of this compound is not given in this claim. Claim 35 consequently lacks clarity according to Article 6 PCT (formula III is defined on page 18 of the description). The same applies to claim 37.

Electronic Acknowledgement Receipt

EFS ID:	11603014
Application Number:	10518016
International Application Number:	
Confirmation Number:	4912
Title of Invention:	COMBINATION OF AZELASTINE AND STEROIDS
First Named Inventor/Applicant Name:	Amar Lulla
Customer Number:	30652
Filer:	Rodney B. Carroll/Edith Shek
Filer Authorized By:	Rodney B. Carroll
Attorney Docket Number:	CRT/20632 US (4137-04700)
Receipt Date:	13-DEC-2011
Filing Date:	06-JUL-2005
Time Stamp:	18:16:09
Application Type:	U.S. National Stage under 35 USC 371

Payment information:

Submitted with Payment	no
------------------------	----

File Listing:

Document Number	Document Description	File Name	File Size(Bytes)/ Message Digest	Multi Part /.zip	Pages (if appl.)
1	Non Patent Literature	SCADDING_Clinical.pdf	297197 <small>0d0a886c963f09d725d18b2034a211ec18f97826</small>	no	7

Warnings:

Information:

2	Non Patent Literature	SETTIPANE_Triamcinolone.pdf	559478	no	12
			27c88e7b0d60dfa1df163aff041e19721b83935c		
Warnings:					
Information:					
3	Non Patent Literature	SHAPIRO_17-Esters.pdf	503700	no	14
			c29e3ff86e0167eb7b2c87042a356a603f2e097d		
Warnings:					
Information:					
4	Non Patent Literature	SHAPIRO_Synthesis.pdf	566683	no	6
			927c3ec67e89cbd5556a73e3e069da959093fb10		
Warnings:					
Information:					
5	Non Patent Literature	SHAPIRO_17Heteroaroyl.pdf	740396	no	8
			7a3062c1002442aa3775c5603327d4191291eb72		
Warnings:					
Information:					
6	Non Patent Literature	SMITH_Invitro.pdf	392486	no	4
			0a163f38674c2821118211451371702a8902c59b		
Warnings:					
Information:					
7	Non Patent Literature	SMITH_Comparison.pdf	2546742	no	14
			5bbf4834ad625a696465454735d2cedda976df6c		
Warnings:					
Information:					
8	Non Patent Literature	SOUNESS_Immunosuppressive.pdf	9055384	no	36
			50f93732b2f219bca751fa1a7278f615d265c6e		
Warnings:					
Information:					
9	Non Patent Literature	STEMPEL_Treatment.pdf	2099700	no	8
			cc4e95d40112dd8a33e2d74f41aa6aa9f0d18623		
Warnings:					
Information:					
10	Non Patent Literature	StudyNo03DMW062.pdf	1943226	no	21
			8c9d3828c53378807a59294ce50253c8253e737		
Warnings:					
Information:					

11	Non Patent Literature	StudyNoB30947.pdf	1859094	no	20
			ea705a8fed79f982bc91f39e288845f5b8bda5c9		
Warnings:					
Information:					
12	Non Patent Literature	SZEFLER_Glucocorticoids.pdf	959133	no	5
			c34d9fa441b6a9f2ec5c59524d65aca1519e491		
Warnings:					
Information:					
13	Non Patent Literature	TANAKA_Synthesis.pdf	931430	no	4
			eaccd97fa9db2dfaf4dc591fd47bafef6e7691b		
Warnings:					
Information:					
14	Non Patent Literature	TOGASHI_9Fluoro.pdf	4183884	no	17
			927004bdbf8861824e8ea447eafb23dfbb770812		
Warnings:					
Information:					
15	Non Patent Literature	UNEO_Synthesis.pdf	3433635	no	6
			6397856207001500c1223f7109aac86b1146d7d2		
Warnings:					
Information:					
16	Non Patent Literature	UNDEM_Neural.pdf	2242258	no	8
			8ff5ed7f7bb817b2f25c6957b64a06d4ca729bbb		
Warnings:					
Information:					
17	Non Patent Literature	TheUnitedStatesPharmacopoeia_XrayDiffraction.pdf	755695	no	2
			05a21650c53949ebcf51d9bcb0bfbf626b018e		
Warnings:					
Information:					
18	Non Patent Literature	VANAS_OnceDaily.pdf	2234334	no	9
			ae012a79d57fdcefdb5b02bccae0ae47676770		
Warnings:					
Information:					
19	Non Patent Literature	VANBAVEL_Ocular.pdf	312772	no	1
			d0a73cf90e2edce592e646e54df880f0b4463e10		
Warnings:					
Information:					

20	Non Patent Literature	VANDERMOLEN_Effects.pdf	2019963 406a04e92218fa46d320deabca7effc79c5d23f9	no	5
Warnings:					
Information:					
21	Non Patent Literature	WENKERT_Short.pdf	3385047 20ca9e6e6ee16f7eebdc8123fdae06497d42990d	no	9
Warnings:					
Information:					
22	Non Patent Literature	WESTLUND_Fluticasone.pdf	220491 4d763fdcfa45124149b9599ad448c37f760733b	no	1
Warnings:					
Information:					
23	Non Patent Literature	WOODFORD_Activity.pdf	2162015 93af4294a4d4b12dec624bcfb4e9cf0fd8d44c7	no	11
Warnings:					
Information:					
24	Non Patent Literature	Guttman_Observations.pdf	501582 b07e3af23b018628cfa741c9465e1e4000a1e398	no	12
Warnings:					
Information:					
25	Non Patent Literature	NoticeofOppositionPK762_2001.pdf	320980 a0c1107bed6a02bf5587684835a3c7c1f6f0186c	no	10
Warnings:					
Information:					
26	Non Patent Literature	CIPLA_2010AnnualReportExtra ct.pdf	15911333 ae4c62c7ccc2c54ea676e94321c4c2fe69816949	no	103
Warnings:					
Information:					
27	Non Patent Literature	ComparativeData_Azelastine.pdf	400964 8c0aa76de840bc022f3d4fb61c202810912a747f	no	4
Warnings:					
Information:					
28	Non Patent Literature	081111_MalhotraDeclaration.pdf	442417 db1d752dd9aa1057a97461bae0fec8202a2f0bc	no	4
Warnings:					
Information:					

29	Non Patent Literature	081011_MausDeclaration.pdf	155281	no	6
			3c613d5f6313b4b2c87e097d640c3d468b a56eb		
Warnings:					
Information:					
30	Non Patent Literature	VANRELL_Preservatives.pdf	379889	no	2
			0d2faef7cd537ce1c266dc41b1f0c5096e19 8c5		
Warnings:					
Information:					
31	Non Patent Literature	MALHOTRA_ExhibitA.pdf	570794	no	7
			83d61274b8c50da0efbf563f57c330ba1618 548f		
Warnings:					
Information:					
Total Files Size (in bytes):			62087983		

This Acknowledgement Receipt evidences receipt on the noted date by the USPTO of the indicated documents, characterized by the applicant, and including page counts, where applicable. It serves as evidence of receipt similar to a Post Card, as described in MPEP 503.

New Applications Under 35 U.S.C. 111

If a new application is being filed and the application includes the necessary components for a filing date (see 37 CFR 1.53(b)-(d) and MPEP 506), a Filing Receipt (37 CFR 1.54) will be issued in due course and the date shown on this Acknowledgement Receipt will establish the filing date of the application.

National Stage of an International Application under 35 U.S.C. 371

If a timely submission to enter the national stage of an international application is compliant with the conditions of 35 U.S.C. 371 and other applicable requirements a Form PCT/DO/EO/903 indicating acceptance of the application as a national stage submission under 35 U.S.C. 371 will be issued in addition to the Filing Receipt, in due course.

New International Application Filed with the USPTO as a Receiving Office

If a new international application is being filed and the international application includes the necessary components for an international filing date (see PCT Article 11 and MPEP 1810), a Notification of the International Application Number and of the International Filing Date (Form PCT/RO/105) will be issued in due course, subject to prescriptions concerning national security, and the date shown on this Acknowledgement Receipt will establish the international filing date of the application.

INFORMATION DISCLOSURE STATEMENT BY APPLICANT (Not for submission under 37 CFR 1.99)	Application Number		10518016	
	Filing Date		2005-07-06	
	First Named Inventor	Amar Lulla		
	Art Unit	1616		
	Examiner Name	Thor B. Nielsen		
	Attorney Docket Number	CRT/20632 US(4137-04700)		

U.S.PATENTS						Remove
Examiner Initial*	Cite No	Patent Number	Kind Code ¹	Issue Date	Name of Patentee or Applicant of cited Document	Pages,Columns,Lines where Relevant Passages or Relevant Figures Appear
	1					

If you wish to add additional U.S. Patent citation information please click the Add button. Add

U.S.PATENT APPLICATION PUBLICATIONS						Remove
Examiner Initial*	Cite No	Publication Number	Kind Code ¹	Publication Date	Name of Patentee or Applicant of cited Document	Pages,Columns,Lines where Relevant Passages or Relevant Figures Appear
	1					

If you wish to add additional U.S. Published Application citation information please click the Add button. Add

FOREIGN PATENT DOCUMENTS								Remove
Examiner Initial*	Cite No	Foreign Document Number ³	Country Code ² j	Kind Code ⁴	Publication Date	Name of Patentee or Applicant of cited Document	Pages,Columns,Lines where Relevant Passages or Relevant Figures Appear	T ⁵
	1							<input type="checkbox"/>

If you wish to add additional Foreign Patent Document citation information please click the Add button. Add

NON-PATENT LITERATURE DOCUMENTS			Remove
Examiner Initials*	Cite No	Include name of the author (in CAPITAL LETTERS), title of the article (when appropriate), title of the item (book, magazine, journal, serial, symposium, catalog, etc), date, pages(s), volume-issue number(s), publisher, city and/or country where published.	T ⁵

INFORMATION DISCLOSURE STATEMENT BY APPLICANT (Not for submission under 37 CFR 1.99)	Application Number		10518016
	Filing Date		2005-07-06
	First Named Inventor	Amar Lulla	
	Art Unit		1616
	Examiner Name	Thor B. Nielsen	
	Attorney Docket Number		CRT/20632 US(4137-04700)

1	Malhotra Exhibit B, August 2011.	<input type="checkbox"/>
2	Maus Exhibit B, August 2011.	<input type="checkbox"/>
3	NIELSEN, et al., "Intranasal corticosteroids for allergic rhinitis: superior relief?" Drugs, 2001, Vol. 61, No. 11, pp. 1535-1691.	<input type="checkbox"/>
4	Opponent's R116 Submission for EP1519731.	<input type="checkbox"/>
5	CIPLA's response to Statement of Opposition for EP1519731.	<input type="checkbox"/>
6	SHENFIELD, "Fixed drug combinations: which ones can be recommended?" Current Therapeutics, 1986, pp. 15-29.	<input type="checkbox"/>
7	Opponent's Statement of Opposition for EP1519731.	<input type="checkbox"/>
8	Result of oral proceedings dated October 12, 2011 of EP Patent No. 1519731.	<input type="checkbox"/>
9	Opponent's submission dated October 6, 2011 to EP Patent No. 1519731.	<input type="checkbox"/>
10	Patentee's submission dated October 5, 2011 to EP Patent No. 1519731.	<input type="checkbox"/>
11	Patentee's submission dated September 29, 2011 regarding list of attendees at oral proceedings on EP Patent No. 1519731.	<input type="checkbox"/>

**INFORMATION DISCLOSURE
STATEMENT BY APPLICANT**
(Not for submission under 37 CFR 1.99)

Application Number		10518016
Filing Date		2005-07-06
First Named Inventor	Amar Lulla	
Art Unit	1616	
Examiner Name	Thor B. Nielsen	
Attorney Docket Number	CRT/20632 US(4137-04700)	

12	Opponent's submission dated September 23, 2011 regarding list of attendees at oral proceedings on EP Patent No. 1519731.	<input type="checkbox"/>
13	Opponent's submission dated September 23, 2011 regarding additional documents on EP Patent No. 1519731.	<input type="checkbox"/>
14	Patentee's submission dated September 19, 2011 on EP Patent No. 1519731.	<input type="checkbox"/>
15	Patentee's response of September 6, 2010 of EP Patent No. 1519731.	<input type="checkbox"/>
16	HAMPEL, FRANK C., et al., "Double-blind, placebo-controlled study of azelastine and fluticasone in a single nasal spray delivery device, Annals of Allergy, Asthma & Immunology, August 2010, Vol. 105, pp. 168-173.	<input type="checkbox"/>
17	BIGGADIKE, KEITH, Letter to the Editor, "Fluticasone furoate/fluticasone propionate - different drugs with different properties," The Clinical Respiratory Journal, 2011, pp. 183-184.	<input type="checkbox"/>
18	Rapid response report: summary with critical appraisal, fluticasone furoate versus fluticasone propionate for seasonal allergic rhinitis: a review of the clinical and cost-effectiveness, June 13, 2011, Fluticasone Furoate for Seasonal Allergic Rhinitis.	<input type="checkbox"/>
19	Office Action dated September 9, 2011 of US Patent Application No. 12/508,388 filed July 23, 2009.	<input type="checkbox"/>
20	Office Action dated September 15, 2011 of US Patent Application No. 12/508,393 filed July 23, 2009.	<input type="checkbox"/>
21	Search Report dated May 12, 2009 of EP 09075101.	<input type="checkbox"/>
22	Search Report dated May 12, 2009 of EP 09075100.	<input type="checkbox"/>

**INFORMATION DISCLOSURE
STATEMENT BY APPLICANT**
(Not for submission under 37 CFR 1.99)

Application Number		10518016
Filing Date		2005-07-06
First Named Inventor	Amar Lulla	
Art Unit	1616	
Examiner Name	Thor B. Nielsen	
Attorney Docket Number	CRT/20632 US(4137-04700)	

23	MEALY, N. E., et al., "Ciclesonide: treatment of allergic rhinitis antiallergy/antiasthmatic," Drugs of the Future, Prous Science, ES, Vol. 26, No. 11, November 2001, pp. 1033-1039.	<input type="checkbox"/>
24	Office Action dated July 11, 2011 - 20632 IL.	<input type="checkbox"/>
25	Office Action dated August 31, 2010 (6 pages), Application Serial No. 12/374,523 filed on January 21, 2009.	<input type="checkbox"/>
26	Applicants' response dated October 6, 2010 (8 pages) in Application Serial No. 12/374,523 filed on January 21, 2009.	<input type="checkbox"/>
27	Office Action dated November 30, 2010 (16 pages), Application Serial No. 12/374,523 filed on January 21, 2009.	<input type="checkbox"/>
28	Applicants' response dated February 24, (2010) 2011 (8 pages) in Application Serial No. 12/374,523 filed on January 21, 2009.	<input type="checkbox"/>
29	Office Action (Final) dated May 3, 2011 (8 pages), Application Serial No. 12/374,523 filed on January 21, 2009.	<input type="checkbox"/>
30	Applicants' response dated June 22, 2011 (9 pages) in Application Serial No. 12/374,523 filed on January 21, 2009.	<input type="checkbox"/>
31	Notice of Non-responsive Amendment dated July 6, 2011 (3 pages), Application Serial No. 12/374,523 filed on January 21, 2009.	<input type="checkbox"/>
32	Applicants' response dated September 6, 2011 (8 pages) in Application Serial No. 12/374,523 filed on January 21, 2009.	<input type="checkbox"/>
33	SPECTOR, SHELDON, "Ideal pharmacotherapy for allergic rhinitis," J Allergy Clin Immunol, Vol. 103, No. 3, Part 2, pp. S386-S387, 1999.	<input type="checkbox"/>

INFORMATION DISCLOSURE STATEMENT BY APPLICANT (Not for submission under 37 CFR 1.99)	Application Number		10518016
	Filing Date		2005-07-06
	First Named Inventor	Amar Lulla	
	Art Unit		1616
	Examiner Name	Thor B. Nielsen	
	Attorney Docket Number		CRT/20632 US(4137-04700)

	34	Duonase Data Sheet, "The complete rhinitis control," 6 pages, Cipla Limited, Mumbai, India, 2004.	<input type="checkbox"/>
	35	Product Specification Bulletin, Avicel® RC-591, Bulletin AVC591-SPEC-02/09.RS, 2 pages, FMC BioPolymer, February 2009.	<input type="checkbox"/>
	36	Product Specification Bulletin, Avicel® CL-611, Bulletin AVC611-SPEC-02/09.RS, 2 pages, FMC BioPolymer, February 2009.	<input type="checkbox"/>
	37	File history of Brazilian Patent Application No. PI 0312128-3, 27 pages, April 2011.	<input type="checkbox"/>
	38	File history of Canadian Patent Application No. 2,489,427, 19 pages, December 2010.	<input type="checkbox"/>
	39	File history of Polish Patent Application No. P-373001, 95 pages, May 2011.	<input type="checkbox"/>
	40	File history of Russian Patent Application No. RU 2361593 C2, 65 pages, April 2009.	<input type="checkbox"/>
	41	SALIB, et al.; "Safety and Tolerability Profiles of Intranasal Antihistaminase and Intranasal Corticosteroids in the Treatment of Allergic Rhinitis;" Drug Safety; 2003; Vol. 26, No. 12, pp. 829-911.	<input type="checkbox"/>
	42	Office Action dated March 29, 2011 (3 pages) from counterpart application, AU2009243422.	<input type="checkbox"/>
	43	Office Action dated April 7, 2011 (3 pages) from counterpart application, AU2009243420.	<input type="checkbox"/>

If you wish to add additional non-patent literature document citation information please click the Add button [Add](#)

INFORMATION DISCLOSURE STATEMENT BY APPLICANT (Not for submission under 37 CFR 1.99)	Application Number	10518016
	Filing Date	2005-07-06
	First Named Inventor	Amar Lulla
	Art Unit	1616
	Examiner Name	Thor B. Nielsen
	Attorney Docket Number	CRT/20632 US(4137-04700)

EXAMINER SIGNATURE

Examiner Signature	Date Considered
--------------------	-----------------

*EXAMINER: Initial if reference considered, whether or not citation is in conformance with MPEP 609. Draw line through a citation if not in conformance and not considered. Include copy of this form with next communication to applicant.

¹ See Kind Codes of USPTO Patent Documents at www.USPTO.GOV or MPEP 901.04. ² Enter office that issued the document, by the two-letter code (WIPO Standard ST.3). ³ For Japanese patent documents, the indication of the year of the reign of the Emperor must precede the serial number of the patent document. ⁴ Kind of document by the appropriate symbols as indicated on the document under WIPO Standard ST.16 if possible. ⁵ Applicant is to place a check mark here if English language translation is attached.

INFORMATION DISCLOSURE STATEMENT BY APPLICANT (Not for submission under 37 CFR 1.99)	Application Number	10518016
	Filing Date	2005-07-06
	First Named Inventor	Amar Lulla
	Art Unit	1616
	Examiner Name	Thor B. Nielsen
	Attorney Docket Number	CRT/20632 US(4137-04700)

CERTIFICATION STATEMENT

Please see 37 CFR 1.97 and 1.98 to make the appropriate selection(s):

That each item of information contained in the information disclosure statement was first cited in any communication from a foreign patent office in a counterpart foreign application not more than three months prior to the filing of the information disclosure statement. See 37 CFR 1.97(e)(1).

OR

That no item of information contained in the information disclosure statement was cited in a communication from a foreign patent office in a counterpart foreign application, and, to the knowledge of the person signing the certification after making reasonable inquiry, no item of information contained in the information disclosure statement was known to any individual designated in 37 CFR 1.56(c) more than three months prior to the filing of the information disclosure statement. See 37 CFR 1.97(e)(2).

- See attached certification statement.
- The fee set forth in 37 CFR 1.17 (p) has been submitted herewith.
- A certification statement is not submitted herewith.

SIGNATURE

A signature of the applicant or representative is required in accordance with CFR 1.33, 10.18. Please see CFR 1.4(d) for the form of the signature.

Signature	/Rodney B. Carroll/	Date (YYYY-MM-DD)	2011-12-13
Name/Print	Rodney B. Carroll	Registration Number	39624

This collection of information is required by 37 CFR 1.97 and 1.98. The information is required to obtain or retain a benefit by the public which is to file (and by the USPTO to process) an application. Confidentiality is governed by 35 U.S.C. 122 and 37 CFR 1.14. This collection is estimated to take 1 hour to complete, including gathering, preparing and submitting the completed application form to the USPTO. Time will vary depending upon the individual case. Any comments on the amount of time you require to complete this form and/or suggestions for reducing this burden, should be sent to the Chief Information Officer, U.S. Patent and Trademark Office, U.S. Department of Commerce, P.O. Box 1450, Alexandria, VA 22313-1450. **DO NOT SEND FEES OR COMPLETED FORMS TO THIS ADDRESS. SEND TO: Commissioner for Patents, P.O. Box 1450, Alexandria, VA 22313-1450.**

Privacy Act Statement

The Privacy Act of 1974 (P.L. 93-579) requires that you be given certain information in connection with your submission of the attached form related to a patent application or patent. Accordingly, pursuant to the requirements of the Act, please be advised that: (1) the general authority for the collection of this information is 35 U.S.C. 2(b)(2); (2) furnishing of the information solicited is voluntary; and (3) the principal purpose for which the information is used by the U.S. Patent and Trademark Office is to process and/or examine your submission related to a patent application or patent. If you do not furnish the requested information, the U.S. Patent and Trademark Office may not be able to process and/or examine your submission, which may result in termination of proceedings or abandonment of the application or expiration of the patent.

The information provided by you in this form will be subject to the following routine uses:

1. The information on this form will be treated confidentially to the extent allowed under the Freedom of Information Act (5 U.S.C. 552) and the Privacy Act (5 U.S.C. 552a). Records from this system of records may be disclosed to the Department of Justice to determine whether the Freedom of Information Act requires disclosure of these records.
2. A record from this system of records may be disclosed, as a routine use, in the course of presenting evidence to a court, magistrate, or administrative tribunal, including disclosures to opposing counsel in the course of settlement negotiations.
3. A record in this system of records may be disclosed, as a routine use, to a Member of Congress submitting a request involving an individual, to whom the record pertains, when the individual has requested assistance from the Member with respect to the subject matter of the record.
4. A record in this system of records may be disclosed, as a routine use, to a contractor of the Agency having need for the information in order to perform a contract. Recipients of information shall be required to comply with the requirements of the Privacy Act of 1974, as amended, pursuant to 5 U.S.C. 552a(m).
5. A record related to an International Application filed under the Patent Cooperation Treaty in this system of records may be disclosed, as a routine use, to the International Bureau of the World Intellectual Property Organization, pursuant to the Patent Cooperation Treaty.
6. A record in this system of records may be disclosed, as a routine use, to another federal agency for purposes of National Security review (35 U.S.C. 181) and for review pursuant to the Atomic Energy Act (42 U.S.C. 218(c)).
7. A record from this system of records may be disclosed, as a routine use, to the Administrator, General Services, or his/her designee, during an inspection of records conducted by GSA as part of that agency's responsibility to recommend improvements in records management practices and programs, under authority of 44 U.S.C. 2904 and 2906. Such disclosure shall be made in accordance with the GSA regulations governing inspection of records for this purpose, and any other relevant (i.e., GSA or Commerce) directive. Such disclosure shall not be used to make determinations about individuals.
8. A record from this system of records may be disclosed, as a routine use, to the public after either publication of the application pursuant to 35 U.S.C. 122(b) or issuance of a patent pursuant to 35 U.S.C. 151. Further, a record may be disclosed, subject to the limitations of 37 CFR 1.14, as a routine use, to the public if the record was filed in an application which became abandoned or in which the proceedings were terminated and which application is referenced by either a published application, an application open to public inspections or an issued patent.
9. A record from this system of records may be disclosed, as a routine use, to a Federal, State, or local law enforcement agency, if the USPTO becomes aware of a violation or potential violation of law or regulation.

Electronic Acknowledgement Receipt

EFS ID:	11603538
Application Number:	10518016
International Application Number:	
Confirmation Number:	4912
Title of Invention:	COMBINATION OF AZELASTINE AND STEROIDS
First Named Inventor/Applicant Name:	Amar Lulla
Customer Number:	30652
Filer:	Rodney B. Carroll/Edith Shek
Filer Authorized By:	Rodney B. Carroll
Attorney Docket Number:	CRT/20632 US (4137-04700)
Receipt Date:	13-DEC-2011
Filing Date:	06-JUL-2005
Time Stamp:	18:20:51
Application Type:	U.S. National Stage under 35 USC 371

Payment information:

Submitted with Payment	no
------------------------	----

File Listing:

Document Number	Document Description	File Name	File Size(Bytes)/ Message Digest	Multi Part /.zip	Pages (if appl.)
1	Non Patent Literature	MALHOTRA_ExhibitB.pdf	151475 <small>c6761cbc82facd6bf43329fb1d6d3f4e18c2177c</small>	no	6

Warnings:

Information:

2	Non Patent Literature	MAUS_Exhibit_B.pdf	128800	no	2
			9199d233ac0eedf911879d63e587257a557f48bd		
Warnings:					
Information:					
3	Non Patent Literature	Nielson_Intranasal.pdf	886011	no	19
			fa23c5e9a7bf57b4c22ad52752a9734026297994		
Warnings:					
Information:					
4	Non Patent Literature	OpponentSubmissionEP1519731.pdf	874964	no	18
			d6be98a932cadd98899cc628288d462bd44fbc30		
Warnings:					
Information:					
5	Non Patent Literature	CIPLA_ResponsetoOpposition.pdf	438380	no	11
			90191cf57f57b58a01d72acb50a1549437c71e35		
Warnings:					
Information:					
6	Non Patent Literature	SHENFIELD_Fixed.pdf	644586	no	8
			9e12a4c14dab432492c6f9138bffece7496adae4		
Warnings:					
Information:					
7	Non Patent Literature	OpponentStatementofOpposition.pdf	718614	no	15
			32fd99cd3db7ea223614af6db67d24f8ab383dd0		
Warnings:					
Information:					
8	Non Patent Literature	101211_OralProceedingsResult.pdf	444176	no	5
			9ed2af274df8a375c334cb63c6c22e675f3b7418		
Warnings:					
Information:					
9	Non Patent Literature	100611_OpponentSubmission.pdf	47160	no	2
			5495fd127fd6e95daf3c390173f545bd008422a		
Warnings:					
Information:					
10	Non Patent Literature	100511_ApplicantResponse_EP1519731.pdf	460040	no	6
			535e10aa2e088fa5d206d3657a05ee5a4c694fdb		
Warnings:					

The page size in the PDF is too large. The pages should be 8.5 x 11 or A4. If this PDF is submitted, the pages will be resized upon entry into the Image File Wrapper and may affect subsequent processing

Information:

11	Non Patent Literature	092911_PatenteeSubmissionre ListofAttendees.pdf	39009	no	1
			539e60ed9ac292c778fc1a308a4712c3b7df 6210		

Warnings:

Information:

12	Non Patent Literature	092311_OpponentSubmissionr eAttendees.pdf	39421	no	1
			6092f30bd9a6026fbd19f4f8f1f93eef53ff5 1b		

Warnings:

Information:

13	Non Patent Literature	092311_OpponentSubmissionr eAdditionalDocuments.pdf	55394	no	2
			4fdb701deae335c77814d39ff58af6ada0c4 ffed		

Warnings:

Information:

14	Non Patent Literature	091911_PatenteeSubmission. pdf	49869	no	1
			e6e29b0f90e43312cd4ef9c1e5d9708a4558 2957		

Warnings:

Information:

15	Non Patent Literature	090610_Applicants_Response_ to_Official_Communication_EP 1519731.pdf	4100749	no	49
			02e9e9ddca040c0374a2d4294769e19318b d47ea		

Warnings:

The page size in the PDF is too large. The pages should be 8.5 x 11 or A4. If this PDF is submitted, the pages will be resized upon entry into the Image File Wrapper and may affect subsequent processing

Information:

16	Non Patent Literature	Hampel_Double_Blind.pdf	517372	no	6
			913d174a4b8cd5c5a08072499621c989463 407ea		

Warnings:

Information:

17	Non Patent Literature	Biggadike_Letter_to_Editor.pdf	116575	no	2
			16e82c011f6ac2826e8505f92d3817a67017 ed35		

Warnings:

Information:

18	Non Patent Literature	RapidResponseReport__.pdf	466891	no	8
			60326d8561115c0b9629781519417557ae6 3b1ee		

Warnings:

Information:

19	Non Patent Literature	090911_OA_12508388.pdf	2061228	no	33
			daa4d40f2b0c6060309426d15ec21e244e319c74		
Warnings:					
The page size in the PDF is too large. The pages should be 8.5 x 11 or A4. If this PDF is submitted, the pages will be resized upon entry into the Image File Wrapper and may affect subsequent processing					
Information:					
20	Non Patent Literature	091511_OA_12508393.pdf	2237750	no	38
			5f3bd55e2ad6c12f85755dd08a7c94749df22a8e		
Warnings:					
The page size in the PDF is too large. The pages should be 8.5 x 11 or A4. If this PDF is submitted, the pages will be resized upon entry into the Image File Wrapper and may affect subsequent processing					
Information:					
21	Non Patent Literature	051209_SearchReport_EP09075101.pdf	56678	no	2
			26315907ae41d32ae7993d13af883c854199d828		
Warnings:					
Information:					
22	Non Patent Literature	051209_SearchReport_EP09075100.pdf	95707	no	3
			4c56fe316dc0d9b95f3c86932681f5b373023924		
Warnings:					
Information:					
23	Non Patent Literature	MEALY_Ciclesonide.pdf	508124	no	8
			4083f35e13fa1f0e6770082074a1f49928ab16d		
Warnings:					
Information:					
24	Non Patent Literature	071111_OfficeAction206321L.pdf	127726	no	3
			913358555f10f128aa696b4613b528250477f3f0		
Warnings:					
Information:					
25	Non Patent Literature	083110_OA_12374523.pdf	242961	no	6
			58e9512ddcf661950115265e073df8ea5f4ab71a		
Warnings:					
Information:					
26	Non Patent Literature	100610_ApplicantResponse_12374523.pdf	256048	no	8
			f7e70ad6286d4f49a092385a2ac7996df54f474f		
Warnings:					
Information:					

27	Non Patent Literature	113010_OA_12374523.pdf	674378	no	16
			f3fd7a1625c20c5b44689b4cee3b96bf9525ec9f		
Warnings:					
Information:					
28	Non Patent Literature	022411_ApplicantResponse_12374523.pdf	216366	no	8
			360e1b4df61853445e991141c0f8abf6636ca70fd		
Warnings:					
Information:					
29	Non Patent Literature	050311_FinalOA_12374523.pdf	332203	no	8
			df6c2fd717510cc35ee3bd2ef84c2570eae98014		
Warnings:					
Information:					
30	Non Patent Literature	062211_ApplicantResponse_12374523.pdf	384328	no	9
			717c1fd4ff3735bf739dbb7f911d4fd82beaac1c		
Warnings:					
Information:					
31	Non Patent Literature	070611_NoticeofNon-ResponsiveAmendment_12374523.pdf	91865	no	3
			2be7d2de9d865014dcb0600a15df74552864cd54		
Warnings:					
Information:					
32	Non Patent Literature	090611_ApplicantResponse_12374523.pdf	278778	no	8
			283a6cd5ef994214ebf01f514d2a99b2e56b9c81		
Warnings:					
Information:					
33	Non Patent Literature	SPECTOR_Ideal.pdf	25928	no	2
			91efa1500b588f52198f0df222f6c88b98ca79f5		
Warnings:					
Information:					
34	Non Patent Literature	DUONASE_Data_Sheet.pdf	3887480	no	6
			9ac7d941f687e4fa7bd0286e7370c80819c3a09a		
Warnings:					
Information:					
35	Non Patent Literature	Product_Specification_Bulletin_Avicel_RC591.pdf	101696	no	2
			bc2908e5dc2bb52e18549e1f32e434053a7dde5b		
Warnings:					
Information:					

36	Non Patent Literature	Product_Specification_Bulletin_Avicel_CL611.pdf	43588 a6f0899d157a96683505025ca02e92a375a88905	no	2
Warnings:					
Information:					
37	Non Patent Literature	0411_20632BR.pdf	1505719 ad8ed83c27e0b2dd641e0f5e3df9b6ebc5e743ce	no	27
Warnings:					
Information:					
38	Non Patent Literature	1210_20632CA1.pdf	922397 ba575f0da05997b56a69d5f8c99519c8edb3d7ae	no	19
Warnings:					
Information:					
39	Non Patent Literature	0511_20632PL.pdf	4484779 59687f357c63970da04610686403ac36ef0b50e5	no	95
Warnings:					
Information:					
40	Non Patent Literature	0409_20632RU1.pdf	3811765 105e5ea680d14d5949c4be199cb8587bc01abbd1	no	65
Warnings:					
Information:					
41	Non Patent Literature	SALIB_Safety.pdf	2698250 8c6517b245e78ae899f5afe46c54556eac03749	no	33
Warnings:					
Information:					
42	Non Patent Literature	032911_OfficeAction_AU2009243422.pdf	736390 509937cca29611618c5e016672c7f5319d89746b	no	3
Warnings:					
Information:					
43	Non Patent Literature	040711_OfficeAction_AU2009243420_.pdf	235842 1ee49e7c0eb601173b6d56a639f4a8aa071c5f23	no	3
Warnings:					
Information:					
44	Information Disclosure Statement (IDS) Form (SB08)	121311_IDS_Form3.pdf	614194 e4445350b1022ce70ef2d9f0819416961c7eaa8c	no	8
Warnings:					
Information:					

A U.S. Patent Number Citation or a U.S. Publication Number Citation is required in the Information Disclosure Statement (IDS) form for autoloading of data into USPTO systems. You may remove the form to add the required data in order to correct the Informational Message if you are citing U.S. References. If you chose not to include U.S. References, the image of the form will be processed and be made available within the Image File Wrapper (IFW) system. However, no data will be extracted from this form. Any additional data such as Foreign Patent Documents or Non Patent Literature will be manually reviewed and keyed into USPTO systems.

Total Files Size (in bytes):

36811654

This Acknowledgement Receipt evidences receipt on the noted date by the USPTO of the indicated documents, characterized by the applicant, and including page counts, where applicable. It serves as evidence of receipt similar to a Post Card, as described in MPEP 503.

New Applications Under 35 U.S.C. 111

If a new application is being filed and the application includes the necessary components for a filing date (see 37 CFR 1.53(b)-(d) and MPEP 506), a Filing Receipt (37 CFR 1.54) will be issued in due course and the date shown on this Acknowledgement Receipt will establish the filing date of the application.

National Stage of an International Application under 35 U.S.C. 371

If a timely submission to enter the national stage of an international application is compliant with the conditions of 35 U.S.C. 371 and other applicable requirements a Form PCT/DO/EO/903 indicating acceptance of the application as a national stage submission under 35 U.S.C. 371 will be issued in addition to the Filing Receipt, in due course.

New International Application Filed with the USPTO as a Receiving Office

If a new international application is being filed and the international application includes the necessary components for an international filing date (see PCT Article 11 and MPEP 1810), a Notification of the International Application Number and of the International Filing Date (Form PCT/RO/105) will be issued in due course, subject to prescriptions concerning national security, and the date shown on this Acknowledgement Receipt will establish the international filing date of the application.

**REQUEST FOR CONTINUED EXAMINATION(RCE)TRANSMITTAL
(Submitted Only via EFS-Web)**

Application Number	10518016	Filing Date	2005-07-06	Docket Number (if applicable)	CRT/20632US (4137-04700)	Art Unit	1616
First Named Inventor	Amar Lulla			Examiner Name	Thor B. Nielsen		

This is a Request for Continued Examination (RCE) under 37 CFR 1.114 of the above-identified application.
Request for Continued Examination (RCE) practice under 37 CFR 1.114 does not apply to any utility or plant application filed prior to June 8, 1995, or to any design application. The Instruction Sheet for this form is located at WWW.USPTO.GOV

SUBMISSION REQUIRED UNDER 37 CFR 1.114

Note: If the RCE is proper, any previously filed unentered amendments and amendments enclosed with the RCE will be entered in the order in which they were filed unless applicant instructs otherwise. If applicant does not wish to have any previously filed unentered amendment(s) entered, applicant must request non-entry of such amendment(s).

- Previously submitted. If a final Office action is outstanding, any amendments filed after the final Office action may be considered as a submission even if this box is not checked.
- Consider the arguments in the Appeal Brief or Reply Brief previously filed on _____
- Other _____
- Enclosed
- Amendment/Reply
- Information Disclosure Statement (IDS)
- Affidavit(s)/ Declaration(s)
- Other _____

MISCELLANEOUS

- Suspension of action on the above-identified application is requested under 37 CFR 1.103(c) for a period of months _____
(Period of suspension shall not exceed 3 months; Fee under 37 CFR 1.17(i) required)
- Other _____

FEES

- The RCE fee under 37 CFR 1.17(e) is required by 37 CFR 1.114 when the RCE is filed.**
- The Director is hereby authorized to charge any underpayment of fees, or credit any overpayments, to
Deposit Account No 501515

SIGNATURE OF APPLICANT, ATTORNEY, OR AGENT REQUIRED

- Patent Practitioner Signature
- Applicant Signature

Signature of Registered U.S. Patent Practitioner

Signature	/Rodney B. Carroll/	Date (YYYY-MM-DD)	2011-12-13
Name	Rodney B. Carroll	Registration Number	39624

This collection of information is required by 37 CFR 1.114. The information is required to obtain or retain a benefit by the public which is to file (and by the USPTO to process) an application. Confidentiality is governed by 35 U.S.C. 122 and 37 CFR 1.11 and 1.14. This collection is estimated to take 12 minutes to complete, including gathering, preparing, and submitting the completed application form to the USPTO. Time will vary depending upon the individual case. Any comments on the amount of time you require to complete this form and/or suggestions for reducing this burden, should be sent to the Chief Information Officer, U.S. Patent and Trademark Office, U.S. Department of Commerce, P.O. Box 1450, Alexandria, VA 22313-1450.

If you need assistance in completing the form, call 1-800-PTO-9199 and select option 2.

Privacy Act Statement

The Privacy Act of 1974 (P.L. 93-579) requires that you be given certain information in connection with your submission of the attached form related to a patent application or patent. Accordingly, pursuant to the requirements of the Act, please be advised that: (1) the general authority for the collection of this information is 35 U.S.C. 2(b)(2); (2) furnishing of the information solicited is voluntary; and (3) the principal purpose for which the information is used by the U.S. Patent and Trademark Office is to process and/or examine your submission related to a patent application or patent. If you do not furnish the requested information, the U.S. Patent and Trademark Office may not be able to process and/or examine your submission, which may result in termination of proceedings or abandonment of the application or expiration of the patent.

The information provided by you in this form will be subject to the following routine uses:

1. The information on this form will be treated confidentially to the extent allowed under the Freedom of Information Act (5 U.S.C. 552) and the Privacy Act (5 U.S.C. 552a). Records from this system of records may be disclosed to the Department of Justice to determine whether the Freedom of Information Act requires disclosure of these records.
2. A record from this system of records may be disclosed, as a routine use, in the course of presenting evidence to a court, magistrate, or administrative tribunal, including disclosures to opposing counsel in the course of settlement negotiations.
3. A record in this system of records may be disclosed, as a routine use, to a Member of Congress submitting a request involving an individual, to whom the record pertains, when the individual has requested assistance from the Member with respect to the subject matter of the record.
4. A record in this system of records may be disclosed, as a routine use, to a contractor of the Agency having need for the information in order to perform a contract. Recipients of information shall be required to comply with the requirements of the Privacy Act of 1974, as amended, pursuant to 5 U.S.C. 552a(m).
5. A record related to an International Application filed under the Patent Cooperation Treaty in this system of records may be disclosed, as a routine use, to the International Bureau of the World Intellectual Property Organization, pursuant to the Patent Cooperation Treaty.
6. A record in this system of records may be disclosed, as a routine use, to another federal agency for purposes of National Security review (35 U.S.C. 181) and for review pursuant to the Atomic Energy Act (42 U.S.C. 218(c)).
7. A record from this system of records may be disclosed, as a routine use, to the Administrator, General Services, or his/her designee, during an inspection of records conducted by GSA as part of that agency's responsibility to recommend improvements in records management practices and programs, under authority of 44 U.S.C. 2904 and 2906. Such disclosure shall be made in accordance with the GSA regulations governing inspection of records for this purpose, and any other relevant (i.e., GSA or Commerce) directive. Such disclosure shall not be used to make determinations about individuals.
8. A record from this system of records may be disclosed, as a routine use, to the public after either publication of the application pursuant to 35 U.S.C. 122(b) or issuance of a patent pursuant to 35 U.S.C. 151. Further, a record may be disclosed, subject to the limitations of 37 CFR 1.14, as a routine use, to the public if the record was filed in an application which became abandoned or in which the proceedings were terminated and which application is referenced by either a published application, an application open to public inspections or an issued patent.
9. A record from this system of records may be disclosed, as a routine use, to a Federal, State, or local law enforcement agency, if the USPTO becomes aware of a violation or potential violation of law or regulation.

INFORMATION DISCLOSURE STATEMENT BY APPLICANT (Not for submission under 37 CFR 1.99)	Application Number		10518016
	Filing Date		2005-07-06
	First Named Inventor	Amar Lulla	
	Art Unit	1616	
	Examiner Name	Thor B. Nielsen	
	Attorney Docket Number	CRT/20632 US(4137-04700)	

U.S.PATENTS						Remove
Examiner Initial*	Cite No	Patent Number	Kind Code ¹	Issue Date	Name of Patentee or Applicant of cited Document	Pages, Columns, Lines where Relevant Passages or Relevant Figures Appear
	1	4198403		1980-04-15	Alvarez	
	2	6261539		2001-07-17	Adjei, et al.	
	3	4187301		1980-02-05	Edwards	
	4	5972920		1999-10-26	Seidel	
	5	4377575		1983-03-22	Phillipps, et al.	
	6	3856828		1974-12-24	Phillipps, et al.	
	7	4113680		1978-09-12	Kamano, et al.	
	8	4093721		1978-06-06	Phillipps, et al.	

**INFORMATION DISCLOSURE
STATEMENT BY APPLICANT**
(Not for submission under 37 CFR 1.99)

Application Number		10518016
Filing Date		2005-07-06
First Named Inventor	Amar Lulla	
Art Unit	1616	
Examiner Name	Thor B. Nielsen	
Attorney Docket Number	CRT/20632 US(4137-04700)	

	9	4710495		1987-12-01	Bodor	
	10	5837699		1998-11-17	Sequeira, et al.	
	11	3755302		1973-08-28	Ercoli, et al.	
	12	3557162		1971-01-19	Voorschoten, et al.	
	13	5420120		1995-05-30	Boltralik	
	14	3828080		1974-08-06	May, et al.	
	15	5081113		1992-01-14	Claussner, et al.	
	16	4861765		1989-08-29	Jouveinal	
	17	4267173		1981-05-12	Draper	
	18	4221787		1980-09-09	Bodor, et al.	
	19	5608093		1997-03-04	Stache, et al.	

**INFORMATION DISCLOSURE
STATEMENT BY APPLICANT**
(Not for submission under 37 CFR 1.99)

Application Number		10518016
Filing Date		2005-07-06
First Named Inventor	Amar Lulla	
Art Unit	1616	
Examiner Name	Thor B. Nielsen	
Attorney Docket Number	CRT/20632 US(4137-04700)	

	20	4285937		1981-08-25	Kalvoda	
	21	3981894		1976-09-21	Phillipps, et al.	
	22	4261984		1981-04-14	Alvarez	
	23	3639434		1972-02-01	Oxley, et al.	
	24	4188385		1980-02-12	Edwards	
	25	6921757		2005-07-26	Cuenoud, et al.	
	26	4992474		1991-02-12	Skidmore, et al.	
	27	6136294		2000-10-24	Adjei, et al.	
	28	7244742		2007-07-17	Pieper, et al.	
	29	3989686		1976-11-02	Phillipps, et al.	
	30	4263289		1981-04-21	Edwards	

**INFORMATION DISCLOSURE
STATEMENT BY APPLICANT**
(Not for submission under 37 CFR 1.99)

Application Number		10518016
Filing Date		2005-07-06
First Named Inventor	Amar Lulla	
Art Unit	1616	
Examiner Name	Thor B. Nielsen	
Attorney Docket Number	CRT/20632 US(4137-04700)	

	31	2837464		1958-06-03	Nobile	
	32	5889015		1999-03-30	Sequeira, et al.	
	33	4996335		1991-02-26	Bodor	
	34	6197761		2001-03-06	Biggadike, et al.	
	35	6127353		2000-10-03	Yuen, et al.	
	36	5362721		1994-11-08	Stache, et al.	
	37	6537983		2003-03-25	Biggadike, et al.	
	38	5707984		1998-01-13	Tjoeng, et al.	
	39	5849265		1998-12-01	Li-Bovet, et al.	
	40	3506694		1970-04-14	Oxley	
	41	3067197		1962-12-04	Agnello, et al.	

**INFORMATION DISCLOSURE
STATEMENT BY APPLICANT**
(Not for submission under 37 CFR 1.99)

Application Number		10518016
Filing Date		2005-07-06
First Named Inventor	Amar Lulla	
Art Unit	1616	
Examiner Name	Thor B. Nielsen	
Attorney Docket Number	CRT/20632 US(4137-04700)	

	42	4310466		1982-01-12	Edwards	
	43	3312590		1967-04-04	Elks, et al.	
	44	4994439		1991-02-19	Longnecker, et al.	
	45	5658549		1997-08-19	Akehurst, et al.	
	46	5202316		1993-04-13	Claussner, et al.	
	47	6395300		2002-05-28	Straub, et al.	
	48	6057307		2000-05-02	Sequeira, et al.	
	49	4607028		1986-08-19	Schmidlin	
	50	3891631		1975-06-24	Phillipps, et al.	
	51	5981517		1999-11-09	Bodor	
	52	5063222		1991-11-05	Komoto, et al.	

INFORMATION DISCLOSURE STATEMENT BY APPLICANT (Not for submission under 37 CFR 1.99)	Application Number		10518016	
	Filing Date		2005-07-06	
	First Named Inventor	Amar Lulla		
	Art Unit		1616	
	Examiner Name	Thor B. Nielsen		
	Attorney Docket Number		CRT/20632 US(4137-04700)	

	53	4472393		1984-09-18	Shapiro	
	54	6330938		2001-12-18	Herve, et al.	
	55	7101866		2006-09-05	Biggadike, et al.	

If you wish to add additional U.S. Patent citation information please click the Add button. Add

U.S.PATENT APPLICATION PUBLICATIONS

Remove

Examiner Initial*	Cite No	Publication Number	Kind Code ¹	Publication Date	Name of Patentee or Applicant of cited Document	Pages,Columns,Lines where Relevant Passages or Relevant Figures Appear
	1	20020165211	A1	2002-11-07	Biggadike, et al.	
	2	20020103392	A1	2002-08-01	Stache, et al.	
	3	20020173496	A1	2002-11-21	Biggadike	
	4	20030073676	A1	2003-04-17	Biggadike, et al.	
	5	20030018019	A1	2003-03-23	Meade, et al.	
	6	20020177581	A1	2002-11-28	Biggadike	

**INFORMATION DISCLOSURE
STATEMENT BY APPLICANT**
(Not for submission under 37 CFR 1.99)

Application Number		10518016
Filing Date		2005-07-06
First Named Inventor	Amar Lulla	
Art Unit	1616	
Examiner Name	Thor B. Nielsen	
Attorney Docket Number	CRT/20632 US(4137-04700)	

7	20040053904	A1	2004-03-18	Komoto, et al.	
8	20050163724	A1	2005-07-28	Miyadia, et al.	
9	20030109511	A1	2003-06-12	Biggadike, et al.	
10	20020081266	A1	2002-06-27	Woolfe, et al.	
11	20030158163	A1	2003-08-21	Cuenoud, et al.	
12	20030144257	A1	2003-07-31	Biggadike, et al.	
13	20020061281	A1	2002-05-23	Osbakken, et al.	
14	20090286762	A1	2009-11-19	Myles, et al.	

If you wish to add additional U.S. Published Application citation information please click the Add button. [Add](#)

FOREIGN PATENT DOCUMENTS

[Remove](#)

Examiner Initial*	Cite No	Foreign Document Number ³	Country Code ² j	Kind Code ⁴	Publication Date	Name of Patentee or Applicant of cited Document	Pages, Columns, Lines where Relevant Passages or Relevant Figures Appear	T ⁵
	1	0162722	WO		2001-08-30	Abbott Laboratories		<input type="checkbox"/>

**INFORMATION DISCLOSURE
STATEMENT BY APPLICANT**
(Not for submission under 37 CFR 1.99)

Application Number		10518016
Filing Date		2005-07-06
First Named Inventor	Amar Lulla	
Art Unit	1616	
Examiner Name	Thor B. Nielsen	
Attorney Docket Number	CRT/20632 US(4137-04700)	

	2	0038811	WO		2000-07-06	Glaxo Group Limited	<input type="checkbox"/>
	3	0179583	EP		1986-04-30	Merck & Co. Inc.	<input type="checkbox"/>
	4	889563	BE	A	1981-11-03	Otsuka Pharmaceutical Co., Ltd.	<input type="checkbox"/>
	5	0057401	EP		1982-08-11	Schering Corporation	<input type="checkbox"/>
	6	0178741	WO		2001-10-25	Glaxo Group Limited	<input type="checkbox"/>
	7	0178739	WO		2001-10-25	Glaxo Group Limited	<input type="checkbox"/>
	8	0200679	WO		2002-01-03	Novartis AG, et al.	<input type="checkbox"/>
	9	02088167	WO		2002-11-07	Glaxo Group Limited	<input type="checkbox"/>
	10	0253186	WO		2002-07-11	Roxane Laboratories, Inc.	<input type="checkbox"/>
	11	1384372	GB		1975-02-19	Glaxo Laboratories Limited	<input type="checkbox"/>
	12	0212265	WO		2002-02-14	Glaxo Group Limited	<input type="checkbox"/>

**INFORMATION DISCLOSURE
STATEMENT BY APPLICANT**
(Not for submission under 37 CFR 1.99)

Application Number		10518016
Filing Date		2005-07-06
First Named Inventor	Amar Lulla	
Art Unit	1616	
Examiner Name	Thor B. Nielsen	
Attorney Docket Number	CRT/20632 US(4137-04700)	

	13	0178745	WO		2001-10-25	Glaxo Group Limited	<input type="checkbox"/>
	14	0004773	EP		1979-10-17	Syntex (U.S.A.) Inc.	<input type="checkbox"/>
	15	1296458	GB		1972-11-15	Warner-Lambert Company	<input type="checkbox"/>
	16	0251422	WO		2002-07-04	SSP Co., Ltd.	<input type="checkbox"/>
	17	0207767	WO		2002-01-31	Alcon Universal Ltd.	<input type="checkbox"/>
	18	1438940	GB		1976-06-09	Glaxo Laboratories Limited	<input type="checkbox"/>
	19	0154664	WO		2001-08-02	Aeropharm Technology, Inc.	<input type="checkbox"/>
	20	0208243	WO		2002-01-31	Glaxo Group Limited	<input type="checkbox"/>
	21	1517278	GB		1978-07-12	Glaxo Laboratories Limited	<input type="checkbox"/>
	22	1059906	DE		1959-06-25	Scherico Limited	<input type="checkbox"/>
	23	0033892	WO		2000-06-15	Aeropharm Technology, Incorporated	<input type="checkbox"/>

**INFORMATION DISCLOSURE
STATEMENT BY APPLICANT**
(Not for submission under 37 CFR 1.99)

Application Number		10518016
Filing Date		2005-07-06
First Named Inventor	Amar Lulla	
Art Unit	1616	
Examiner Name	Thor B. Nielsen	
Attorney Docket Number	CRT/20632 US(4137-04700)	

	24	0120331	WO		2001-03-22	Xenoport, Inc.	<input type="checkbox"/>
	25	8291073	JP		1996-11-05	Kissei Pharmaceutical Co. Ltd.	<input type="checkbox"/>
	26	109656	IL		1998-02-22	Chemagis Ltd.	<input type="checkbox"/>
	27	2079755	GB		1982-01-27	Otsuka Parmaceutical Company Limited	<input type="checkbox"/>
	28	0393658	EP		1990-10-24	SS Pharmaceutical Co., Ltd.	<input type="checkbox"/>
	29	0266422	WO		2002-08-29	Glaxo Group Limited	<input type="checkbox"/>
	30	02100879	WO		2002-12-19	Glaxo Group Limited	<input type="checkbox"/>
	31	0200199	WO		2002-01-03	Glaxo Group Limited	<input type="checkbox"/>
	32	0213868	WO		2002-02-21	Glaxo Group Limited	<input type="checkbox"/>
	33	0226723	WO		2002-04-04	Glaxo Group Limited	<input type="checkbox"/>
	34	8291072	JP		1996-11-05	Kissei Pharmaceutical Co. Ltd.	<input type="checkbox"/>

**INFORMATION DISCLOSURE
STATEMENT BY APPLICANT**
(Not for submission under 37 CFR 1.99)

Application Number		10518016
Filing Date		2005-07-06
First Named Inventor	Amar Lulla	
Art Unit	1616	
Examiner Name	Thor B. Nielsen	
Attorney Docket Number	CRT/20632 US(4137-04700)	

	35	0066522	WO		2000-11-09	Pfizer Products Inc.		<input type="checkbox"/>
	36	0049993	WO		2000-08-31	Nitromed, Inc.		<input type="checkbox"/>
	37	0212266	WO		2002-02-14	Glaxo Group Limited		<input type="checkbox"/>
	38	0416951	EP		1991-03-13	Glaxo Group Limited		<input type="checkbox"/>
	39	0202565	WO		2002-01-10	Abbott Laboratories		<input type="checkbox"/>
	40	0178736	WO		2001-10-25	Glaxo Group Limited		<input type="checkbox"/>
	41	0016814	WO		2000-03-30	Aeropharm Technology Incorporated		<input type="checkbox"/>
	42	2140800	GB		1984-12-05	Glaxo Group Limited		<input type="checkbox"/>
	43	04208267	JP		1992-07-29	Mitsui Petrochem Ind. Ltd.		<input type="checkbox"/>
	44	0236106	WO		2002-05-10	Boehringer Ingelheim Pharma KG		<input type="checkbox"/>
	45	2088877	GB		1982-06-16	Glaxo Group Limited		<input type="checkbox"/>

INFORMATION DISCLOSURE STATEMENT BY APPLICANT (Not for submission under 37 CFR 1.99)	Application Number		10518016	
	Filing Date		2005-07-06	
	First Named Inventor	Amar Lulla		
	Art Unit		1616	
	Examiner Name	Thor B. Nielsen		
	Attorney Docket Number		CRT/20632 US(4137-04700)	

	46	0154481	WO		2001-08-02	Rohm and Haas Company		<input type="checkbox"/>
	47	1191965	GB		1970-05-13	Warner-Lambert Pharmaceutical Company		<input type="checkbox"/>
	48	0048587	WO		2000-08-24	Novartis AG, et al.		<input type="checkbox"/>
	49	0104118	WO		2011-01-18	Almirall Prodesfarma S.A.		<input type="checkbox"/>
	50	0157025	WO		2001-08-09	Pfizer Products Inc.		<input type="checkbox"/>

If you wish to add additional Foreign Patent Document citation information please click the Add button Add

NON-PATENT LITERATURE DOCUMENTS

Remove

Examiner Initials*	Cite No	Include name of the author (in CAPITAL LETTERS), title of the article (when appropriate), title of the item (book, magazine, journal, serial, symposium, catalog, etc), date, pages(s), volume-issue number(s), publisher, city and/or country where published.	T5
	1	"Azelastine," STN Registry No. 58581-89-8, STN Registry File, Retrieved 2010-11-23, page 1.	<input type="checkbox"/>
	2	"Fluticasone Furoate," STN Registry No. 397864-44-7, STN Registry File, Retrieved 2010-11-23, page 1.	<input type="checkbox"/>
	3	Astelin (azelastine hydrochloride) Nasal Spray, MedPointe Pharmaceuticals, 2006, U.S. Physicians Desk Reference, pp. 1876-1877.	<input type="checkbox"/>
	4	Veramyst (fluticasone furoate) Nasal Spray, GlaxoSmithKline, 2007, Summary Sheet, pp. 1-20.	<input type="checkbox"/>

**INFORMATION DISCLOSURE
STATEMENT BY APPLICANT**
(Not for submission under 37 CFR 1.99)

Application Number		10518016
Filing Date		2005-07-06
First Named Inventor	Amar Lulla	
Art Unit	1616	
Examiner Name	Thor B. Nielsen	
Attorney Docket Number	CRT/20632 US(4137-04700)	

5	Astepro (azelastine HCl) Nasal Spray 0.15%, Meda Pharmaceuticals Inc., 2009, Press Release, pp. 1-4.	<input type="checkbox"/>
6	AIGBIRHIO, FRANKLIN I., et al., "Automated radiosynthesis of no-carrier-added [S-fluoromethyl-18F]Fluticasone propionate as a radiotracer for lung deposition studies with PET," Journal of Labelled Compounds and Radiopharmaceuticals, Vol. 39, No. 7, 1997, pp. 569-584.	<input type="checkbox"/>
7	AUSTIN, et al., "Mometasone furoate is a less specific glucocorticoid than fluticasone propionate," Eur. Respir. J., 2002, Vol. 20, pp. 1386-1392.	<input type="checkbox"/>
8	BANOV, et al., "Once daily intranasal fluticasone propionate is effective for perennial allergic rhinitis," Annals of Allergy, 1994, Vol. 73, pp. 240-246.	<input type="checkbox"/>
9	BARNES, PETER J., "Chronic obstructive pulmonary disease: new opportunities for drug development," Trends in Pharmacological Sciences, Vol. 19, No. 10, 1998, pp. 415-423.	<input type="checkbox"/>
10	BARNES, PETER J., "Novel approaches and targets for treatment of chronic obstructive pulmonary disease," American Journal of Respiratory and Critical Care Medicine, Vol. 160, 1999, pp. S72-S79.	<input type="checkbox"/>
11	BARNES, PETER J., "Efficacy of inhaled corticosteroids in asthma," The Journal of Allergy and Clinical Immunology, Vol. 102, No. 4, 1998, pp. 531-538, 1998.	<input type="checkbox"/>
12	BAUMGARTEN, C., et al., "Initial treatment of symptomatic mild to moderate bronchial asthma with the salmeterol/ fluticasone propionate (50/250µg) combination product (SAS 40023)," European Journal of Medical Research, 2002, Vol. 7, pp. 1-7.	<input type="checkbox"/>
13	BERSTEIN, et al., "Treatment with intranasal fluticasone propionate significantly improves ocular symptoms in patients with seasonal allergic rhinitis," Clin. Exp. Allergy, 2004, Vol. 34, pp. 952-957.	<input type="checkbox"/>
14	BOWLER, SIMON, "Long acting beta agonists," AUSTRALIAN FAMILY PHYSICIAN, Vol. 27, No. 12, 1998, pp. 1114-1118.	<input type="checkbox"/>
15	BROOKS, et al., "Spectrum of seasonal allergic rhinitis symptom relief with topical corticoid and oral antihistamine given singly or in combination," American Journal of Rhinology, 1996, Vol. 10, No. 3, pp. 193-199.	<input type="checkbox"/>

**INFORMATION DISCLOSURE
STATEMENT BY APPLICANT**
(Not for submission under 37 CFR 1.99)

Application Number		10518016
Filing Date		2005-07-06
First Named Inventor	Amar Lulla	
Art Unit	1616	
Examiner Name	Thor B. Nielsen	
Attorney Docket Number	CRT/20632 US(4137-04700)	

16	BRYSON, et al., "Intranasal fluticasone propionate: a review of its pharmacodynamic and pharmacokinetic properties, and therapeutic potential in allergic rhinitis," <i>Drugs</i> , 1992, Vol. 43, No. 5, pp. 760-775.	<input type="checkbox"/>
17	BUSSE, WILLIAM, et al., "Steroid-sparing effects of fluticasone propionate 100µg and salmeterol 50 µg administered twice daily in a single product in patients previously controlled with fluticasone propionate 250 µg administered twice daily," <i>J. Allergy Clin. Immunol.</i> , Vol. 111, No. 1, January 2003, pp. 57-65.	<input type="checkbox"/>
18	CAS Registry No. 102113-40-6, 2004.	<input type="checkbox"/>
19	CAS Registry No. 90566-53-3, "Fluticasone," November 16, 1984.	<input type="checkbox"/>
20	CHAPMAN, et al., "Anti-inflammatory activity of inhaled mometasone furoate in allergic mice," <i>Arzneimittelforschung</i> ("Drug Research"), 1998, Vol. 48, No. 4, pp. 384-391.	<input type="checkbox"/>
21	DALEY-YATES, et al., "Systemic bioavailability of fluticasone propionate administered as nasal drops and aqueous nasal spray formulations," <i>Br. J. Clin. Pharmacol.</i> , 2001, Vol. 51, pp. 103-105.	<input type="checkbox"/>
22	DERBY, et al., "Risk of cataract among users of intranasal corticosteroids," <i>J. Allergy Clin. Immunol.</i> , 2000, Vol. 105, No. 5, pp. 912-916.	<input type="checkbox"/>
23	DEWESTER, et al., "The efficacy of intranasal fluticasone propionate in relief of ocular symptoms associated with seasonal rhinitis," <i>Allergy and Asthma Proc.</i> , 2003, Vol. 24, No. 5, pp. 331-337.	<input type="checkbox"/>
24	Dictionary of Organic Compounds, 6th Ed., Vol. 1, page 3234, definition of "fluticasone," Chapman & Hall, 1996.	<input type="checkbox"/>
25	DOLOVICH, et al., "Multicenter trial of fluticasone propionate aqueous nasal spray in ragweed allergic rhinitis," <i>Annals of Allergy</i> , 1994, Vol. 73, No. 2, pp. 147-153.	<input type="checkbox"/>
26	FOWLER, STEPHEN J., et al., "Step-down therapy with low-dose fluticasone-salmeterol combination or medium-dose hydrofluoroalkane 134a-beclomethasone alone," <i>J. Allergy Clin. Immunol.</i> , Vol. 109, No. 6, June 2002, pp. 929-935.	<input type="checkbox"/>

**INFORMATION DISCLOSURE
STATEMENT BY APPLICANT**
(Not for submission under 37 CFR 1.99)

Application Number		10518016
Filing Date		2005-07-06
First Named Inventor	Amar Lulla	
Art Unit	1616	
Examiner Name	Thor B. Nielsen	
Attorney Docket Number	CRT/20632 US(4137-04700)	

27	GARNER, R. C., et al., "A validation study comparing accelerator MS and liquid scintillation counting for analysis of 14C-labelled drugs in plasma, urine and faecal extracts," Journal of Pharmaceutical and Biomedical Analysis, Vol. 24, 2000, pp. 197-209.	<input type="checkbox"/>
28	GAWCHIK, et al., "Comparison of intranasal triamcinolone acetonide with oral loratadine in the treatment of seasonal ragweed-induced allergic rhinitis," Am. J. Man. Care, 1997, Vol. 3, No. 7, pp. 1052-1058.	<input type="checkbox"/>
29	HARDING, "The human pharmacology of fluticasone propionate," Respiratory Medicine, 1990, Vol. 84, Suppl. A, pp. 25-29.	<input type="checkbox"/>
30	HOWLAND, "Fluticasone propionate: topical or systemic effects?" Clinical and Experimental Allergy, 1996, Vol. 26, Suppl. 3, pp. 18-22.	<input type="checkbox"/>
31	ISOGAI, et al., "Binding affinities of mometasone furoate and related compounds including its metabolites for the glucocorticoid receptor of rat skin tissue," J. Steroid Biochem. Mol. Biol., 1993, Vol. 44, pp. 141-145.	<input type="checkbox"/>
32	JOHANSSON, GUNNAR, et al., "Comparison of salmeterol/fluticasone propionate combination with budesonide in patients with mild-to-moderate asthma," Clin. Drug Invest., Vol. 21, No. 9, 2001, pp. 633-642, 11 pages.	<input type="checkbox"/>
33	JUNIPER, ELIZABETH F., et al., "Impact of inhaled salmeterol/fluticasone propionate combination product versus budesonide on the health-related quality of life of patients with asthma," Am. J. Respir. Med., Vol. 1, No. 6, 2002, pp. 435-440.	<input type="checkbox"/>
34	KENLEY, RICHARD A., et al., "An automated, column-switching HPLC method for analyzing active and excipient materials in both cream and ointment formulations," Drug Development and Industrial Pharmacy, Vol. 11 (9 & 10), 1985, pp. 1781-1796.	<input type="checkbox"/>
35	KERTESZ, DENIS J., et al., "Thiol esters from steroid 17 β -carboxylic acids: carboxylate activation and internal participation by 17 α -acylates," J. Org. Chem., Vol. 51, 1986, 14 pages.	<input type="checkbox"/>
36	KNOBIL, K., et al., "Adding salmeterol is more effective than increasing the dose of fluticasone for patients with asthma who are symptomatic on low dose fluticasone," European Respiratory Review, Copenhagen, DK, Vol. 12, Suppl. 29, December 1998 (1998-12), pages 19S-20S.	<input type="checkbox"/>
37	KOOREMAN, et al., "The synthesis of 17-esters of corticosteroids protection of 11 β -hydroxyl of the trimethylsilyl group," Synthetic Communications, Vol. 1, No. 2, pp. 81-87, 1971.	<input type="checkbox"/>

**INFORMATION DISCLOSURE
STATEMENT BY APPLICANT**
(Not for submission under 37 CFR 1.99)

Application Number		10518016
Filing Date		2005-07-06
First Named Inventor	Amar Lulla	
Art Unit	1616	
Examiner Name	Thor B. Nielsen	
Attorney Docket Number	CRT/20632 US(4137-04700)	

38	LAFORCE, et al., "Fluticasone propionate: an effective alternative treatment for seasonal allergic rhinitis in adults and adolescents," J. Fam. Pract., 1994, Vol. 38, No. 2, pp. 145-152.	<input type="checkbox"/>
39	LANE, S. J., et al., "Evaluation of a new capillary electrochromatography/mass spectrometry interface using short columns and high field strengths for rapid and efficient analyses," Rapid Communications in Mass Spectrometry, Vol. 10, 1996, pp. 733-736.	<input type="checkbox"/>
40	LEWIS, SARAH A., et al., "Association of specific allergen sensitization with socioeconomic factors and allergic disease in a population of Boston women," J. Allergy Clin. Immunol., Vol. 107, No. 4, April 2001, pp. 615-622.	<input type="checkbox"/>
41	LI, et al., "Synthesis of aryl 5-(2-chlorophenyl)-2-furoates under phase transfer catalysis," Synthetic Communications, Vol. 32, No. 20, pp. 3081-3086, 2002.	<input type="checkbox"/>
42	LINDER, "Symptom scores as measurements of the severity of rhinitis," Clinical Allergy, 1988, Vol. 18, pp. 29-37.	<input type="checkbox"/>
43	LUMRY, WILLIAM R., "A review of the preclinical and clinical data of newer intranasal steroids in the treatment of allergic rhinitis," Allergy Clin. Immunol., October 1999, 104 (4 Pt 1), pp. S150-S158 plus one correction page.	<input type="checkbox"/>
44	LUTSKY, et al., "A novel class of potent topical antiinflammatory agents: 17-benzoylated, 7a-halogeno substituted corticosteroids," Arzneimittelforschung ("Drug Research"), 1978, Vol. 29, No. 11, pp. 1662-1667.	<input type="checkbox"/>
45	LYSENG-WILLIAMSON, KATHERINE A., et al., "Inhaled salmeterol/fluticasone propionate combination in chronic obstructive pulmonary disease," Am. J. Respir. Med., Vol. 1, No. 4, 2002, pp. 273-282.	<input type="checkbox"/>
46	MAHONEY, JANETTE M., et al., "Drug effects on the neovascularization response to silver nitrate cauterization of the rat cornea," Current Eye Research, Vol. 4, No. 5, 1985, pp. 531-535.	<input type="checkbox"/>
47	MELTZER, et al., "Onset of therapeutic effect of fluticasone propionate aqueous nasal spray," Ann. Allergy Asthma Immunol., 2001, Vol. 86, No. 3, pp. 286-291.	<input type="checkbox"/>
48	MILLARD, JEFFREY W., et al., "Solubilization by cosolvents establishing useful constants for the log-linear model," Int'l Journal of Pharmeceutics, Vol. 245, 2002, pp. 153-166.	<input type="checkbox"/>

INFORMATION DISCLOSURE STATEMENT BY APPLICANT (Not for submission under 37 CFR 1.99)	Application Number		10518016
	Filing Date		2005-07-06
	First Named Inventor	Amar Lulla	
	Art Unit		1616
	Examiner Name	Thor B. Nielsen	
	Attorney Docket Number		CRT/20632 US(4137-04700)

49	MISTRY, NISHA, et al., "Characterisation of impurities in bulk drug batches of fluticasone propionate using directly coupled HPLC-NMR spectroscopy and HPLC-MS," Journal of Pharmaceutical and Biomedical Analysis, Vol. 16, 1997, pp. 697-705.	<input type="checkbox"/>
50	MISTRY, NISHA, et al., "Impurity profiling in bulk pharmaceutical batches using ¹⁹ F NMR spectroscopy and distinction between monomeric and dimeric impurities by NMR-based diffusion measurements," Journal of Pharmaceutical and Biomedical Analysis, Vol. 19, 1999, pp. 511-517.	<input type="checkbox"/>

If you wish to add additional non-patent literature document citation information please click the Add button **Add**

EXAMINER SIGNATURE

Examiner Signature		Date Considered	
--------------------	--	-----------------	--

*EXAMINER: Initial if reference considered, whether or not citation is in conformance with MPEP 609. Draw line through a citation if not in conformance and not considered. Include copy of this form with next communication to applicant.

¹ See Kind Codes of USPTO Patent Documents at www.USPTO.GOV or MPEP 901.04. ² Enter office that issued the document, by the two-letter code (WIPO Standard ST.3). ³ For Japanese patent documents, the indication of the year of the reign of the Emperor must precede the serial number of the patent document. ⁴ Kind of document by the appropriate symbols as indicated on the document under WIPO Standard ST.16 if possible. ⁵ Applicant is to place a check mark here if English language translation is attached.

INFORMATION DISCLOSURE STATEMENT BY APPLICANT (Not for submission under 37 CFR 1.99)	Application Number	10518016
	Filing Date	2005-07-06
	First Named Inventor	Amar Lulla
	Art Unit	1616
	Examiner Name	Thor B. Nielsen
	Attorney Docket Number	CRT/20632 US(4137-04700)

CERTIFICATION STATEMENT

Please see 37 CFR 1.97 and 1.98 to make the appropriate selection(s):

That each item of information contained in the information disclosure statement was first cited in any communication from a foreign patent office in a counterpart foreign application not more than three months prior to the filing of the information disclosure statement. See 37 CFR 1.97(e)(1).

OR

That no item of information contained in the information disclosure statement was cited in a communication from a foreign patent office in a counterpart foreign application, and, to the knowledge of the person signing the certification after making reasonable inquiry, no item of information contained in the information disclosure statement was known to any individual designated in 37 CFR 1.56(c) more than three months prior to the filing of the information disclosure statement. See 37 CFR 1.97(e)(2).

See attached certification statement.

The fee set forth in 37 CFR 1.17 (p) has been submitted herewith.

A certification statement is not submitted herewith.

SIGNATURE

A signature of the applicant or representative is required in accordance with CFR 1.33, 10.18. Please see CFR 1.4(d) for the form of the signature.

Signature	/Rodney B. Carroll/	Date (YYYY-MM-DD)	2011-12-13
Name/Print	Rodney B. Carroll	Registration Number	39624

This collection of information is required by 37 CFR 1.97 and 1.98. The information is required to obtain or retain a benefit by the public which is to file (and by the USPTO to process) an application. Confidentiality is governed by 35 U.S.C. 122 and 37 CFR 1.14. This collection is estimated to take 1 hour to complete, including gathering, preparing and submitting the completed application form to the USPTO. Time will vary depending upon the individual case. Any comments on the amount of time you require to complete this form and/or suggestions for reducing this burden, should be sent to the Chief Information Officer, U.S. Patent and Trademark Office, U.S. Department of Commerce, P.O. Box 1450, Alexandria, VA 22313-1450. **DO NOT SEND FEES OR COMPLETED FORMS TO THIS ADDRESS. SEND TO: Commissioner for Patents, P.O. Box 1450, Alexandria, VA 22313-1450.**

Privacy Act Statement

The Privacy Act of 1974 (P.L. 93-579) requires that you be given certain information in connection with your submission of the attached form related to a patent application or patent. Accordingly, pursuant to the requirements of the Act, please be advised that: (1) the general authority for the collection of this information is 35 U.S.C. 2(b)(2); (2) furnishing of the information solicited is voluntary; and (3) the principal purpose for which the information is used by the U.S. Patent and Trademark Office is to process and/or examine your submission related to a patent application or patent. If you do not furnish the requested information, the U.S. Patent and Trademark Office may not be able to process and/or examine your submission, which may result in termination of proceedings or abandonment of the application or expiration of the patent.

The information provided by you in this form will be subject to the following routine uses:

1. The information on this form will be treated confidentially to the extent allowed under the Freedom of Information Act (5 U.S.C. 552) and the Privacy Act (5 U.S.C. 552a). Records from this system of records may be disclosed to the Department of Justice to determine whether the Freedom of Information Act requires disclosure of these records.
2. A record from this system of records may be disclosed, as a routine use, in the course of presenting evidence to a court, magistrate, or administrative tribunal, including disclosures to opposing counsel in the course of settlement negotiations.
3. A record in this system of records may be disclosed, as a routine use, to a Member of Congress submitting a request involving an individual, to whom the record pertains, when the individual has requested assistance from the Member with respect to the subject matter of the record.
4. A record in this system of records may be disclosed, as a routine use, to a contractor of the Agency having need for the information in order to perform a contract. Recipients of information shall be required to comply with the requirements of the Privacy Act of 1974, as amended, pursuant to 5 U.S.C. 552a(m).
5. A record related to an International Application filed under the Patent Cooperation Treaty in this system of records may be disclosed, as a routine use, to the International Bureau of the World Intellectual Property Organization, pursuant to the Patent Cooperation Treaty.
6. A record in this system of records may be disclosed, as a routine use, to another federal agency for purposes of National Security review (35 U.S.C. 181) and for review pursuant to the Atomic Energy Act (42 U.S.C. 218(c)).
7. A record from this system of records may be disclosed, as a routine use, to the Administrator, General Services, or his/her designee, during an inspection of records conducted by GSA as part of that agency's responsibility to recommend improvements in records management practices and programs, under authority of 44 U.S.C. 2904 and 2906. Such disclosure shall be made in accordance with the GSA regulations governing inspection of records for this purpose, and any other relevant (i.e., GSA or Commerce) directive. Such disclosure shall not be used to make determinations about individuals.
8. A record from this system of records may be disclosed, as a routine use, to the public after either publication of the application pursuant to 35 U.S.C. 122(b) or issuance of a patent pursuant to 35 U.S.C. 151. Further, a record may be disclosed, subject to the limitations of 37 CFR 1.14, as a routine use, to the public if the record was filed in an application which became abandoned or in which the proceedings were terminated and which application is referenced by either a published application, an application open to public inspections or an issued patent.
9. A record from this system of records may be disclosed, as a routine use, to a Federal, State, or local law enforcement agency, if the USPTO becomes aware of a violation or potential violation of law or regulation.

Electronic Patent Application Fee Transmittal

Application Number:	10518016
Filing Date:	06-Jul-2005
Title of Invention:	COMBINATION OF AZELASTINE AND STEROIDS
First Named Inventor/Applicant Name:	Amar Lulla
Filer:	Rodney B. Carroll/Judy Chan
Attorney Docket Number:	CRT/20632 US (4137-04700)

Filed as Large Entity

U.S. National Stage under 35 USC 371 Filing Fees

Description	Fee Code	Quantity	Amount	Sub-Total in USD(\$)
Basic Filing:				
Pages:				
Claims:				
Miscellaneous-Filing:				
Petition:				
Patent-Appeals-and-Interference:				
Post-Allowance-and-Post-Issuance:				
Extension-of-Time:				

Description	Fee Code	Quantity	Amount	Sub-Total in USD(\$)
Miscellaneous:				
Request for continued examination	1801	1	930	930
Total in USD (\$)				930

Electronic Acknowledgement Receipt

EFS ID:	11599852
Application Number:	10518016
International Application Number:	
Confirmation Number:	4912
Title of Invention:	COMBINATION OF AZELASTINE AND STEROIDS
First Named Inventor/Applicant Name:	Amar Lulla
Customer Number:	30652
Filer:	Rodney B. Carroll/Edith Shek
Filer Authorized By:	Rodney B. Carroll
Attorney Docket Number:	CRT/20632 US (4137-04700)
Receipt Date:	13-DEC-2011
Filing Date:	06-JUL-2005
Time Stamp:	18:06:30
Application Type:	U.S. National Stage under 35 USC 371

Payment information:

Submitted with Payment	yes
Payment Type	Deposit Account
Payment was successfully received in RAM	\$930
RAM confirmation Number	5935
Deposit Account	501515
Authorized User	

File Listing:

Document Number	Document Description	File Name	File Size(Bytes)/ Message Digest	Multi Part /.zip	Pages (if appl.)
-----------------	----------------------	-----------	-------------------------------------	------------------	------------------

1	Request for Continued Examination (RCE)	121311_RCE.pdf	700188	no	3
			bc72e1d59e724398ab55aae37d4e3e2aae20a0d		
Warnings:					
Information:					
2	Foreign Reference	WO200162722.pdf	861415	no	33
			a8bec2fff029789e5402bb473ed546d9e5442c		
Warnings:					
Information:					
3	Foreign Reference	WO200038811.pdf	1656799	no	49
			f9049bb2c0b489a6ea98de4e201ae79878dd6e5b		
Warnings:					
Information:					
4	Foreign Reference	EP-179583.pdf	853368	no	22
			f8aa0681e7be0d826a49e440e345f2d77367d19		
Warnings:					
Information:					
5	Foreign Reference	BE-889563.pdf	4435075	no	124
			7bdd93fd11b4f06f8f003a9a1a580a00124e4be		
Warnings:					
Information:					
6	Foreign Reference	EP--57401.pdf	2459660	no	64
			8eb2146426103e2e8aa10ab5de19bc4819094d07		
Warnings:					
Information:					
7	Foreign Reference	WO200178741.pdf	697648	no	16
			4ed3715aaa23031dd723f5471f762de5962f525f		
Warnings:					
Information:					
8	Foreign Reference	WO200178739.pdf	680185	no	16
			a05677a0d8412b7becd830e0bb49408dd9ec6362		
Warnings:					
Information:					
9	Foreign Reference	WO200200679.pdf	1440412	no	37
			797b6d7d57ea9869fbc8b6ff4cd119d0f95d3922		
Warnings:					
Information:					

10	Foreign Reference	WO200288167.pdf	2170267	no	43
			ef08c6eb0e3ea4f8cdfc7a9e30801ed1b149e091		
Warnings:					
Information:					
11	Foreign Reference	WO200253186.pdf	1085448	no	19
			84a87055ccb9f112f277240e499768b6b90c7e41		
Warnings:					
Information:					
12	Foreign Reference	GB1384372.pdf	2030128	no	24
			ab67bbf4be1b3413bd2c0f3533e75515158cb91		
Warnings:					
Information:					
13	Foreign Reference	WO200212265.pdf	3008276	no	73
			d75c220eac9de61d88afcf80cb3b0c4b78938e		
Warnings:					
Information:					
14	Foreign Reference	WO200178745.pdf	745749	no	18
			9a130bbfb9a9231a6268262d0c3c179311111800		
Warnings:					
Information:					
15	Foreign Reference	EP---4773.pdf	2281157	no	60
			dafe41f04a14e1b3539ea308e6501fdd3292b9		
Warnings:					
Information:					
16	Foreign Reference	GB1296458.pdf	674971	no	8
			24c2759c218291a14ca431f36bbcf7edebc866b		
Warnings:					
Information:					
17	Foreign Reference	WO200251422.pdf	911773	no	20
			029c60e2a7756354a088c120cbe1baca22ae1586		
Warnings:					
Information:					
18	Foreign Reference	WO200207767.pdf	822030	no	20
			8d24257bc8f57e4b3577b0f178504234d7fdc67e		
Warnings:					
Information:					

19	Foreign Reference	GB1438940.pdf	1274200	no	14
			73ea402117c3744f5834a01c8f17c54c5776b08a		
Warnings:					
Information:					
20	Foreign Reference	WO200154664.pdf	1251666	no	23
			41961d82210d0d5c9b134cd40182da27bb88e954		
Warnings:					
Information:					
21	Foreign Reference	WO200208243.pdf	934758	no	29
			4f90e9b860fd64c15feff5285d077c954fae7188		
Warnings:					
Information:					
22	Foreign Reference	GB1517278.pdf	802656	no	11
			3baed8d66054dc30698aebdb5fa98b6c78707951		
Warnings:					
Information:					
23	Foreign Reference	DE1059906.pdf	3482459	no	73
			524b48e6a4f5fcc1121e1729bb8d97af8b89ebd7		
Warnings:					
Information:					
24	Foreign Reference	WO200033892.pdf	620884	no	15
			b249503defd9bf7c58b773a5de7ff71b9c9c6bf5		
Warnings:					
Information:					
25	Foreign Reference	WO200120331.pdf	7066916	no	144
			4a37942f948b232a0b0683439115eeadd2b56aec		
Warnings:					
Information:					
26	Foreign Reference	JP8291073.pdf	502177	no	7
			f5055156e7a996ce51d17cebbf9734825f0f8c45		
Warnings:					
Information:					
27	Foreign Reference	IL-109656.pdf	446888	no	15
			a17c7720625d0bb7c65af27667ac11b67b035d28		
Warnings:					
Information:					

28	Foreign Reference	GB2079755.pdf	3128810	no	73
			5853dd9130467b864e87d63f1111b49a6ef ea0b8		
Warnings:					
Information:					
29	Foreign Reference	EP-393658.pdf	1186952	no	38
			e32735d516cf95d00cd69e027af04c568c3c fed2		
Warnings:					
Information:					
30	Foreign Reference	WO02066422.pdf	4690232	no	112
			ca7f61a2e8b649d34dd94bdc626ba5fd0cfe d1f6		
Warnings:					
Information:					
31	Foreign Reference	WO2002100879.pdf	2296573	no	44
			40c05ca516bce8f6b06171ccb11abf02789b 8d65		
Warnings:					
Information:					
32	Foreign Reference	WO200200199.pdf	841198	no	23
			63a73f050007794ebf5d830802803b777cdf 77e8		
Warnings:					
Information:					
33	Foreign Reference	WO200213868.pdf	1026908	no	25
			f42de4c3d554d103c171fa0e585972bb2e0 a55e5		
Warnings:					
Information:					
34	Foreign Reference	WO200226723.pdf	4436972	no	86
			515951b7c0ba97c233f2c71c82500fe713c0 c12e		
Warnings:					
Information:					
35	Foreign Reference	JP8291072.pdf	520326	no	8
			5d53e8821a01a57bf6633e8b0be2e906bd0 72a15		
Warnings:					
Information:					
36	Foreign Reference	WO200066522.pdf	5807368	no	279
			75cec220e5e790fc9857d46814e18ccc6a39 121f		
Warnings:					
Information:					

37	Foreign Reference	WO0049993.pdf	4626137	no	114
			9886ccceadb7948b3a22acff3683b4ecc5c8b40d5		
Warnings:					
Information:					
38	Foreign Reference	WO200212266.pdf	2902914	no	65
			d90bd1f9f529de4984ec0dcab076f2d5b87bcfad		
Warnings:					
Information:					
39	Foreign Reference	EP-416951.pdf	380185	no	8
			be4f045b48448b29c4306853d89bc4b631a aab97		
Warnings:					
Information:					
40	Foreign Reference	WO200202565.pdf	14952285	no	316
			b9b724516af55e0223d39a3661e392ce7593c92e		
Warnings:					
Information:					
41	Foreign Reference	WO200178736.pdf	690031	no	17
			63b36deb4f947b0b1b40d1be13882c5fdd4a624		
Warnings:					
Information:					
42	Foreign Reference	WO200016814.pdf	590155	no	17
			292e4e7f107e3d044316c673550e9110ea1595de		
Warnings:					
Information:					
43	Foreign Reference	GB2140800.pdf	2524061	no	37
			e34f8f20c6705acd06fc99f5f069c7a3a96c412		
Warnings:					
Information:					
44	Foreign Reference	JP4208267.pdf	1231473	no	23
			6f5162b62e04cbb19f00043cf966d1d3b7656905		
Warnings:					
Information:					
45	Foreign Reference	WO0236106.pdf	2185027	no	52
			4abe0a8e24394be61d7be6cf4a0664aed56d8ae3		
Warnings:					
Information:					

46	Foreign Reference	GB2088877.pdf	2103204	no	30
			1bbf02c2a02f8ff67c59b21239751bce7d31176a		
Warnings:					
Information:					
47	Foreign Reference	WO200154481.pdf	18086995	no	364
			98af26a30456759bba5dda01f1fd8dd4485838c9fb		
Warnings:					
Information:					
48	Foreign Reference	GB1191965.pdf	932098	no	30
			bec1b0b5144239e9d56c8719af1e09800850d166		
Warnings:					
Information:					
49	Foreign Reference	WO200048587.pdf	906770	no	22
			34dd0d6b33ca0b1ce9197536d4a0c415667ad9c4		
Warnings:					
Information:					
50	Foreign Reference	WO200104118.pdf	3028388	no	82
			48d412e412674e588fd6eb50a8c166bd5a22f827		
Warnings:					
Information:					
51	Foreign Reference	WO200157025.pdf	8157557	no	162
			50fb1bd700676c6ea71dab26a7e76f4fe707d2ba		
Warnings:					
Information:					
52	Non Patent Literature	AZELASTINE_58581.pdf	79004	no	1
			5945569db9b8dd2be31f230bc90091e0ae3caa81		
Warnings:					
Information:					
53	Non Patent Literature	FLUTICASONE_397864.pdf	90252	no	1
			178ec6b384b1aa6f2476985f7e2786d110728937		
Warnings:					
Information:					
54	Non Patent Literature	AstelinNasalSpray.pdf	887911	no	1
			04cc910759d2f1dd091a8746d2b9b61007c7e2bd		
Warnings:					
Information:					

55	Non Patent Literature	VERAMYSTS_GlaxoSmithKline.pdf	3804113 27bd9d8fd5295d1591f954e8afdce855e75f918	no	20
Warnings:					
Information:					
56	Non Patent Literature	ASTEPRO_NasalSpray.pdf	804353 48a08ee1613b8c68e4aceb9a8566e1e6d1431d6	no	4
Warnings:					
Information:					
57	Non Patent Literature	AIGBIRHIO_Automated.pdf	2579963 11ca3a639895bcfc4e46d98beb3b021de13a240a	no	16
Warnings:					
Information:					
58	Non Patent Literature	AUSTIN_Mometasone.pdf	1831747 4eccd11791ed33f9f44e0f014fc78b0c7b607925	no	7
Warnings:					
Information:					
59	Non Patent Literature	BANOV_Once.pdf	2439144 9b4e2d0a1541790a52733e7b19b0c074c45d6f21	no	7
Warnings:					
Information:					
60	Information Disclosure Statement (IDS) Form (SB08)	121311_IDS_Form1.pdf	620206 c6751b5d560536a6cddfa409fa9f663dc615a1ce	no	19
Warnings:					
Information:					
61	Fee Worksheet (SB06)	fee-info.pdf	30498 c4ba9aae5638854d231a1552fe0a01894b323bfe	no	2
Warnings:					
Information:					
Total Files Size (in bytes):			144296963		

This Acknowledgement Receipt evidences receipt on the noted date by the USPTO of the indicated documents, characterized by the applicant, and including page counts, where applicable. It serves as evidence of receipt similar to a Post Card, as described in MPEP 503.

New Applications Under 35 U.S.C. 111

If a new application is being filed and the application includes the necessary components for a filing date (see 37 CFR 1.53(b)-(d) and MPEP 506), a Filing Receipt (37 CFR 1.54) will be issued in due course and the date shown on this Acknowledgement Receipt will establish the filing date of the application.

National Stage of an International Application under 35 U.S.C. 371

If a timely submission to enter the national stage of an international application is compliant with the conditions of 35 U.S.C. 371 and other applicable requirements a Form PCT/DO/EO/903 indicating acceptance of the application as a national stage submission under 35 U.S.C. 371 will be issued in addition to the Filing Receipt, in due course.

New International Application Filed with the USPTO as a Receiving Office

If a new international application is being filed and the international application includes the necessary components for an international filing date (see PCT Article 11 and MPEP 1810), a Notification of the International Application Number and of the International Filing Date (Form PCT/RO/105) will be issued in due course, subject to prescriptions concerning national security, and the date shown on this Acknowledgement Receipt will establish the international filing date of the application.



NOTICE OF ALLOWANCE AND FEE(S) DUE

30652 7590 10/03/2011
CONLEY ROSE, P.C.
5601 GRANITE PARKWAY, SUITE 750
PLANO, TX 75024

EXAMINER
NIELSEN, THOR B
ART UNIT PAPER NUMBER

1616
DATE MAILED: 10/03/2011

Table with 5 columns: APPLICATION NO., FILING DATE, FIRST NAMED INVENTOR, ATTORNEY DOCKET NO., CONFIRMATION NO.

10/518,016 07/06/2005 Amar Lulla CRT/20632 US 4912
(4137-04700)
TITLE OF INVENTION: COMBINATION OF AZELASTINE AND STEROIDS

Table with 7 columns: APPLN. TYPE, SMALL ENTITY, ISSUE FEE DUE, PUBLICATION FEE DUE, PREV. PAID ISSUE FEE, TOTAL FEE(S) DUE, DATE DUE

THE APPLICATION IDENTIFIED ABOVE HAS BEEN EXAMINED AND IS ALLOWED FOR ISSUANCE AS A PATENT. PROSECUTION ON THE MERITS IS CLOSED. THIS NOTICE OF ALLOWANCE IS NOT A GRANT OF PATENT RIGHTS. THIS APPLICATION IS SUBJECT TO WITHDRAWAL FROM ISSUE AT THE INITIATIVE OF THE OFFICE OR UPON PETITION BY THE APPLICANT. SEE 37 CFR 1.313 AND MPEP 1308.

THE ISSUE FEE AND PUBLICATION FEE (IF REQUIRED) MUST BE PAID WITHIN THREE MONTHS FROM THE MAILING DATE OF THIS NOTICE OR THIS APPLICATION SHALL BE REGARDED AS ABANDONED. THIS STATUTORY PERIOD CANNOT BE EXTENDED. SEE 35 U.S.C. 151. THE ISSUE FEE DUE INDICATED ABOVE DOES NOT REFLECT A CREDIT FOR ANY PREVIOUSLY PAID ISSUE FEE IN THIS APPLICATION. IF AN ISSUE FEE HAS PREVIOUSLY BEEN PAID IN THIS APPLICATION (AS SHOWN ABOVE), THE RETURN OF PART B OF THIS FORM WILL BE CONSIDERED A REQUEST TO REAPPLY THE PREVIOUSLY PAID ISSUE FEE TOWARD THE ISSUE FEE NOW DUE.

HOW TO REPLY TO THIS NOTICE:

I. Review the SMALL ENTITY status shown above.

If the SMALL ENTITY is shown as YES, verify your current SMALL ENTITY status:

- A. If the status is the same, pay the TOTAL FEE(S) DUE shown above.
B. If the status above is to be removed, check box 5b on Part B - Fee(s) Transmittal and pay the PUBLICATION FEE (if required) and twice the amount of the ISSUE FEE shown above, or

If the SMALL ENTITY is shown as NO:

- A. Pay TOTAL FEE(S) DUE shown above, or
B. If applicant claimed SMALL ENTITY status before, or is now claiming SMALL ENTITY status, check box 5a on Part B - Fee(s) Transmittal and pay the PUBLICATION FEE (if required) and 1/2 the ISSUE FEE shown above.

II. PART B - FEE(S) TRANSMITTAL, or its equivalent, must be completed and returned to the United States Patent and Trademark Office (USPTO) with your ISSUE FEE and PUBLICATION FEE (if required). If you are charging the fee(s) to your deposit account, section "4b" of Part B - Fee(s) Transmittal should be completed and an extra copy of the form should be submitted. If an equivalent of Part B is filed, a request to reapply a previously paid issue fee must be clearly made, and delays in processing may occur due to the difficulty in recognizing the paper as an equivalent of Part B.

III. All communications regarding this application must give the application number. Please direct all communications prior to issuance to Mail Stop ISSUE FEE unless advised to the contrary.

IMPORTANT REMINDER: Utility patents issuing on applications filed on or after Dec. 12, 1980 may require payment of maintenance fees. It is patentee's responsibility to ensure timely payment of maintenance fees when due.

PART B - FEE(S) TRANSMITTAL

**Complete and send this form, together with applicable fee(s), to: Mail Mail Stop ISSUE FEE
 Commissioner for Patents
 P.O. Box 1450
 Alexandria, Virginia 22313-1450
 or Fax (571)-273-2885**

INSTRUCTIONS: This form should be used for transmitting the ISSUE FEE and PUBLICATION FEE (if required). Blocks 1 through 5 should be completed where appropriate. All further correspondence including the Patent, advance orders and notification of maintenance fees will be mailed to the current correspondence address as indicated unless corrected below or directed otherwise in Block 1, by (a) specifying a new correspondence address; and/or (b) indicating a separate "FEE ADDRESS" for maintenance fee notifications.

CURRENT CORRESPONDENCE ADDRESS (Note: Use Block 1 for any change of address)

30652 7590 10/03/2011
CONLEY ROSE, P.C.
 5601 GRANITE PARKWAY, SUITE 750
 PLANO, TX 75024

Note: A certificate of mailing can only be used for domestic mailings of the Fee(s) Transmittal. This certificate cannot be used for any other accompanying papers. Each additional paper, such as an assignment or formal drawing, must have its own certificate of mailing or transmission.

Certificate of Mailing or Transmission

I hereby certify that this Fee(s) Transmittal is being deposited with the United States Postal Service with sufficient postage for first class mail in an envelope addressed to the Mail Stop ISSUE FEE address above, or being facsimile transmitted to the USPTO (571) 273-2885, on the date indicated below.

(Depositor's name)
(Signature)
(Date)

APPLICATION NO.	FILING DATE	FIRST NAMED INVENTOR	ATTORNEY DOCKET NO.	CONFIRMATION NO.
-----------------	-------------	----------------------	---------------------	------------------

10/518,016	07/06/2005	Amar Lulla	CRT/20632 US (4137-04700)	4912
------------	------------	------------	------------------------------	------

TITLE OF INVENTION: COMBINATION OF AZELASTINE AND STEROIDS

APPLN. TYPE	SMALL ENTITY	ISSUE FEE DUE	PUBLICATION FEE DUE	PREV. PAID ISSUE FEE	TOTAL FEE(S) DUE	DATE DUE
nonprovisional	NO	\$1740	\$300	\$0	\$2040	01/03/2012

EXAMINER	ART UNIT	CLASS-SUBCLASS
NIELSEN, THOR B	1616	514-171000

1. Change of correspondence address or indication of "Fee Address" (37 CFR 1.363).
 Change of correspondence address (or Change of Correspondence Address form PTO/SB/122) attached.
 "Fee Address" indication (or "Fee Address" Indication form PTO/SB/47; Rev 03-02 or more recent) attached. **Use of a Customer Number is required.**

2. For printing on the patent front page, list
 (1) the names of up to 3 registered patent attorneys or agents OR, alternatively, 1 _____
 (2) the name of a single firm (having as a member a registered attorney or agent) and the names of up to 2 registered patent attorneys or agents. If no name is listed, no name will be printed. 2 _____
 3 _____

3. ASSIGNEE NAME AND RESIDENCE DATA TO BE PRINTED ON THE PATENT (print or type)

PLEASE NOTE: Unless an assignee is identified below, no assignee data will appear on the patent. If an assignee is identified below, the document has been filed for recordation as set forth in 37 CFR 3.11. Completion of this form is NOT a substitute for filing an assignment.

(A) NAME OF ASSIGNEE _____ (B) RESIDENCE: (CITY and STATE OR COUNTRY) _____

Please check the appropriate assignee category or categories (will not be printed on the patent): Individual Corporation or other private group entity Government

4a. The following fee(s) are submitted:

- Issue Fee
- Publication Fee (No small entity discount permitted)
- Advance Order - # of Copies _____

4b. Payment of Fee(s): (Please first reapply any previously paid issue fee shown above)

- A check is enclosed.
- Payment by credit card. Form PTO-2038 is attached.
- The Director is hereby authorized to charge the required fee(s), any deficiency, or credit any overpayment, to Deposit Account Number _____ (enclose an extra copy of this form).

5. Change in Entity Status (from status indicated above)

- a. Applicant claims SMALL ENTITY status. See 37 CFR 1.27.
- b. Applicant is no longer claiming SMALL ENTITY status. See 37 CFR 1.27(g)(2).

NOTE: The Issue Fee and Publication Fee (if required) will not be accepted from anyone other than the applicant; a registered attorney or agent; or the assignee or other party in interest as shown by the records of the United States Patent and Trademark Office.

Authorized Signature _____ Date _____

Typed or printed name _____ Registration No. _____

This collection of information is required by 37 CFR 1.311. The information is required to obtain or retain a benefit by the public which is to file (and by the USPTO to process) an application. Confidentiality is governed by 35 U.S.C. 122 and 37 CFR 1.14. This collection is estimated to take 12 minutes to complete, including gathering, preparing, and submitting the completed application form to the USPTO. Time will vary depending upon the individual case. Any comments on the amount of time you require to complete this form and/or suggestions for reducing this burden, should be sent to the Chief Information Officer, U.S. Patent and Trademark Office, U.S. Department of Commerce, P.O. Box 1450, Alexandria, Virginia 22313-1450. DO NOT SEND FEES OR COMPLETED FORMS TO THIS ADDRESS. SEND TO: Commissioner for Patents, P.O. Box 1450, Alexandria, Virginia 22313-1450.

Under the Paperwork Reduction Act of 1995, no persons are required to respond to a collection of information unless it displays a valid OMB control number.



UNITED STATES PATENT AND TRADEMARK OFFICE

UNITED STATES DEPARTMENT OF COMMERCE
United States Patent and Trademark Office
Address: COMMISSIONER FOR PATENTS
P.O. Box 1450
Alexandria, Virginia 22313-1450
www.uspto.gov

Table with columns: APPLICATION NO., FILING DATE, FIRST NAMED INVENTOR, ATTORNEY DOCKET NO., CONFIRMATION NO.
10/518,016 07/06/2005 Amar Lulla CRT/20632 US 4912
30652 7590 10/03/2011 CONLEY ROSE, P.C. 5601 GRANITE PARKWAY, SUITE 750 PLANO, TX 75024
EXAMINER: NIELSEN, THOR B
ART UNIT: 1616 PAPER NUMBER
DATE MAILED: 10/03/2011

Determination of Patent Term Adjustment under 35 U.S.C. 154 (b)
(application filed on or after May 29, 2000)

The Patent Term Adjustment to date is 434 day(s). If the issue fee is paid on the date that is three months after the mailing date of this notice and the patent issues on the Tuesday before the date that is 28 weeks (six and a half months) after the mailing date of this notice, the Patent Term Adjustment will be 434 day(s).

If a Continued Prosecution Application (CPA) was filed in the above-identified application, the filing date that determines Patent Term Adjustment is the filing date of the most recent CPA.

Applicant will be able to obtain more detailed information by accessing the Patent Application Information Retrieval (PAIR) WEB site (http://pair.uspto.gov).

Any questions regarding the Patent Term Extension or Adjustment determination should be directed to the Office of Patent Legal Administration at (571)-272-7702. Questions relating to issue and publication fee payments should be directed to the Customer Service Center of the Office of Patent Publication at 1-(888)-786-0101 or (571)-272-4200.

Privacy Act Statement

The Privacy Act of 1974 (P.L. 93-579) requires that you be given certain information in connection with your submission of the attached form related to a patent application or patent. Accordingly, pursuant to the requirements of the Act, please be advised that: (1) the general authority for the collection of this information is 35 U.S.C. 2(b)(2); (2) furnishing of the information solicited is voluntary; and (3) the principal purpose for which the information is used by the U.S. Patent and Trademark Office is to process and/or examine your submission related to a patent application or patent. If you do not furnish the requested information, the U.S. Patent and Trademark Office may not be able to process and/or examine your submission, which may result in termination of proceedings or abandonment of the application or expiration of the patent.

The information provided by you in this form will be subject to the following routine uses:

1. The information on this form will be treated confidentially to the extent allowed under the Freedom of Information Act (5 U.S.C. 552) and the Privacy Act (5 U.S.C. 552a). Records from this system of records may be disclosed to the Department of Justice to determine whether disclosure of these records is required by the Freedom of Information Act.
2. A record from this system of records may be disclosed, as a routine use, in the course of presenting evidence to a court, magistrate, or administrative tribunal, including disclosures to opposing counsel in the course of settlement negotiations.
3. A record in this system of records may be disclosed, as a routine use, to a Member of Congress submitting a request involving an individual, to whom the record pertains, when the individual has requested assistance from the Member with respect to the subject matter of the record.
4. A record in this system of records may be disclosed, as a routine use, to a contractor of the Agency having need for the information in order to perform a contract. Recipients of information shall be required to comply with the requirements of the Privacy Act of 1974, as amended, pursuant to 5 U.S.C. 552a(m).
5. A record related to an International Application filed under the Patent Cooperation Treaty in this system of records may be disclosed, as a routine use, to the International Bureau of the World Intellectual Property Organization, pursuant to the Patent Cooperation Treaty.
6. A record in this system of records may be disclosed, as a routine use, to another federal agency for purposes of National Security review (35 U.S.C. 181) and for review pursuant to the Atomic Energy Act (42 U.S.C. 218(c)).
7. A record from this system of records may be disclosed, as a routine use, to the Administrator, General Services, or his/her designee, during an inspection of records conducted by GSA as part of that agency's responsibility to recommend improvements in records management practices and programs, under authority of 44 U.S.C. 2904 and 2906. Such disclosure shall be made in accordance with the GSA regulations governing inspection of records for this purpose, and any other relevant (i.e., GSA or Commerce) directive. Such disclosure shall not be used to make determinations about individuals.
8. A record from this system of records may be disclosed, as a routine use, to the public after either publication of the application pursuant to 35 U.S.C. 122(b) or issuance of a patent pursuant to 35 U.S.C. 151. Further, a record may be disclosed, subject to the limitations of 37 CFR 1.14, as a routine use, to the public if the record was filed in an application which became abandoned or in which the proceedings were terminated and which application is referenced by either a published application, an application open to public inspection or an issued patent.
9. A record from this system of records may be disclosed, as a routine use, to a Federal, State, or local law enforcement agency, if the USPTO becomes aware of a violation or potential violation of law or regulation.

Examiner-Initiated Interview Summary	Application No. 10/518,016	Applicant(s) LULLA ET AL.	
	Examiner THOR NIELSEN	Art Unit 1616	

All participants (applicant, applicant's representative, PTO personnel):

(1) THOR NIELSEN. (3)_____.

(2) Mr. Rodney Carroll. (4)_____.

Date of Interview: 09 September 2011.

Type: Telephonic Video Conference
 Personal [copy given to: applicant applicant's representative]

Exhibit shown or demonstration conducted: Yes No.
If Yes, brief description: _____.

Issues Discussed 101 112 102 103 Others
(For each of the checked box(es) above, please describe below the issue and detailed description of the discussion)

Claim(s) discussed: _____.

Identification of prior art discussed: _____.

Substance of Interview

(For each issue discussed, provide a detailed description and indicate if agreement was reached. Some topics may include: identification or clarification of a reference or a portion thereof, claim interpretation, proposed amendments, arguments of any applied references etc...)

Mr. Carroll agreed to the proposed Examiner's Amendment. In a separate call on September 14, 2011, Mr. Carroll agreed to an additional proposed Examiner's Amendment.

Applicant recordation instructions: It is not necessary for applicant to provide a separate record of the substance of interview.

Examiner recordation instructions: Examiners must summarize the substance of any interview of record. A complete and proper recordation of the substance of an interview should include the items listed in MPEP 713.04 for complete and proper recordation including the identification of the general thrust of each argument or issue discussed, a general indication of any other pertinent matters discussed regarding patentability and the general results or outcome of the interview, to include an indication as to whether or not agreement was reached on the issues raised.

Attachment

Notice of Allowability	Application No.	Applicant(s)	
	10/518,016	LULLA ET AL.	
	Examiner	Art Unit	
	THOR NIELSEN	1616	

-- The MAILING DATE of this communication appears on the cover sheet with the correspondence address--

All claims being allowable, PROSECUTION ON THE MERITS IS (OR REMAINS) CLOSED in this application. If not included herewith (or previously mailed), a Notice of Allowance (PTOL-85) or other appropriate communication will be mailed in due course. **THIS NOTICE OF ALLOWABILITY IS NOT A GRANT OF PATENT RIGHTS.** This application is subject to withdrawal from issue at the initiative of the Office or upon petition by the applicant. See 37 CFR 1.313 and MPEP 1308.

1. This communication is responsive to 08/22/2011.
2. An election was made by the applicant in response to a restriction requirement set forth during the interview on ____; the restriction requirement and election have been incorporated into this action.
3. The allowed claim(s) is/are 1,2,4,6-8,10,13-16,19-22,30,35-38,45 and 53-79.
4. Acknowledgment is made of a claim for foreign priority under 35 U.S.C. § 119(a)-(d) or (f).
 - a) All b) Some* c) None of the:
 1. Certified copies of the priority documents have been received.
 2. Certified copies of the priority documents have been received in Application No. ____.
 3. Copies of the certified copies of the priority documents have been received in this national stage application from the International Bureau (PCT Rule 17.2(a)).

* Certified copies not received: ____.

Applicant has THREE MONTHS FROM THE "MAILING DATE" of this communication to file a reply complying with the requirements noted below. Failure to timely comply will result in ABANDONMENT of this application.

THIS THREE-MONTH PERIOD IS NOT EXTENDABLE.

5. A SUBSTITUTE OATH OR DECLARATION must be submitted. Note the attached EXAMINER'S AMENDMENT or NOTICE OF INFORMAL PATENT APPLICATION (PTO-152) which gives reason(s) why the oath or declaration is deficient.
6. CORRECTED DRAWINGS (as "replacement sheets") must be submitted.
 - (a) including changes required by the Notice of Draftsperson's Patent Drawing Review (PTO-948) attached
 - 1) hereto or 2) to Paper No./Mail Date ____.
 - (b) including changes required by the attached Examiner's Amendment / Comment or in the Office action of Paper No./Mail Date ____.

Identifying indicia such as the application number (see 37 CFR 1.84(c)) should be written on the drawings in the front (not the back) of each sheet. Replacement sheet(s) should be labeled as such in the header according to 37 CFR 1.121(d).
7. DEPOSIT OF and/or INFORMATION about the deposit of BIOLOGICAL MATERIAL must be submitted. Note the attached Examiner's comment regarding REQUIREMENT FOR THE DEPOSIT OF BIOLOGICAL MATERIAL.

Attachment(s)

- | | |
|--|---|
| <ol style="list-style-type: none"> 1. <input type="checkbox"/> Notice of References Cited (PTO-892) 2. <input type="checkbox"/> Notice of Draftsperson's Patent Drawing Review (PTO-948) 3. <input checked="" type="checkbox"/> Information Disclosure Statements (PTO/SB/08),
Paper No./Mail Date <u>See Continuation Sheet</u> 4. <input type="checkbox"/> Examiner's Comment Regarding Requirement for Deposit of Biological Material | <ol style="list-style-type: none"> 5. <input type="checkbox"/> Notice of Informal Patent Application 6. <input checked="" type="checkbox"/> Interview Summary (PTO-413),
Paper No./Mail Date <u>20110906</u>. 7. <input checked="" type="checkbox"/> Examiner's Amendment/Comment 8. <input checked="" type="checkbox"/> Examiner's Statement of Reasons for Allowance 9. <input type="checkbox"/> Other ____. |
|--|---|

Continuation of Attachment(s) 3. Information Disclosure Statements (PTO/SB/08), Paper No./Mail Date: 08/16/2011(a); 08/16/2011(b); 08/22/2011.

DETAILED ACTION

Examiner's Amendment

EXAMINER'S AMENDMENT

An examiner's amendment to the record appears below. Should the changes and/or additions be unacceptable to applicant, an amendment may be filed as provided by 37 CFR 1.312. To ensure consideration of such an amendment, it MUST be submitted no later than the payment of the issue fee.

The application has been amended as follows:

In claim 1, immediately after *pharmaceutically acceptable salt* the text: “, solvate or physiologically functional derivative” has been deleted.

In claim 7, immediately after *pharmaceutically acceptable salt* the text: “, solvate or physiologically functional derivative” has been deleted.

In claim 8, immediately after *pharmaceutically acceptable salt* the text: “, solvate or physiologically functional derivative” has been deleted.

In claim 16, immediately after *tragacanth* the text: “ethoxose (water soluble binding and thickening agents on the basis of ethyl cellulose),” has been deleted.

In claim 45, immediately after *pharmaceutically acceptable salt* the text: “, solvate or physiologically functional derivative” has been deleted.

In claim 56, immediately after *pharmaceutically acceptable salt* the text: “, solvate or physiologically functional derivative” has been deleted.

In claim 64, immediately after *formulation of claim* the text “60” has been deleted and “56” substituted in its place.

In claim 65, immediately after *formulation of claim* the text “61” has been deleted and “56” substituted in its place.

Authorization for this examiner’s amendment was given in a telephone interview with Mr. Carroll on September 9, 2011. A second examiner’s amendment was authorized in a telephone interview with Mr. Carroll on September 14, 2011.

Reasons for Allowability

The Declaration under Rule 132 by Mr. Copra (the Chopra Declaration) is of proper legal form and provides the sales figures of Duonase™ (which he states is the commercial embodiment of the claimed invention) and copycat products for seven years. The data support the commercial success of Duonase. *At* items 7-9 and Table II. The first year of sales were over 167,000 units and the second year sales were over 254,000 units. *Id.* By year seven, sales were in excess of 918,000 units. *Id.* Competitors arose in year 2 (Zydus-Cadila and Sun Pharma), year 3 (Lupin Ltd.), year 4 (Entod), year 6 (Ranbaxy), and year 7 (Intas Pharma and Dr. Reddys Labs). *Id.* In year 7, the competitors sold in excess of 408,000 units, by my calculation. That is, the competitors commanded almost 45% of the market share. Figure 3. The major copy products were combinations of fluticasone propionate and azelastine HCl. Table I. The market growth rate over the seven years has been about 20 % annually and the sales of Duonase have grown at essentially the same pace. *At* item 12.

More specifically, Duonase has maintained a sales growth consistent with the sales growth of the overall market for these nasal sprays and not unexpectedly is gradually losing potential sales as more competitors offer similar products.

Thus, the Chopra Declaration supports that the product of the invention has been a commercial success for both the inventors and the copiers.

Moreover, the Chopra Declaration also supports that the product of the invention has filled a long-felt, but unmet need for an improved treatment for allergic rhinitis.

The Declaration under Rule 132 by Dr. Rajan also supports that the invention fills a long unmet need. Dr. Rajan states that prior to introduction of the formulation of the instant invention (Duonase), he prescribed nasal **corticosteroids alone** for patients having allergic and non-allergic vasomotor rhinitis. *At* item 9. Dr. Rajan continues that nasal steroids are an effective medication for allergic rhinitis and are slow to act so that patient compliance is a problem. *At* item 10. He continues that oral anti-histamines have side effects such as sedation, whether taken alone or in conjunction with nasal steroids. *At* items 11 and 12. He concludes that Duonase (the inventive formulation) solves many of the long term problems and provides superior and almost immediate relief from the symptoms of allergic rhinitis. *At* items 13-14.

Dr. Maus, in a Declaration under Rule 132, reviews several literature studies that examined possible benefits of combining nasal steroid with an **oral** antihistamine and reports that the studies found no clinical benefit or minimal clinical benefit to this combination therapy. *At* items 18-21. Moreover, he reviews a non-prior art study which concludes that there is no evidence that combining intranasal corticosteroids and

Art Unit: 1616

intranasal antihistamines provides any additional therapeutic benefit, in comparison with intranasal steroids alone. *At* item 22. Thus, Dr. Maus concludes that the superior results obtained with the combination of nasal fluticasone propionate and azelastine HCl would have been unexpected at the time of filing of the application. *At* item 23. On the basis of this information and declaration, the examiner concurs in this conclusion.

Dr. Maus also states that a randomized, double-blind placebo-controlled clinical study was performed having 610 patients was carried out. *At* items 7-8. The antigen was the Texas Mountain cedar. *Id.* One spray per nostril was administered twice daily to provide total doses of 548 ug azelastine HCl and 200 ug fluticasone HCl [sic, propionate]. *Id.* Patients were scored by the 12 hour reflective total nasal symptom score (rTNSS) on a four-point scale. A 50% reduction of rTNSS was considered clinically relevant. *Id.* After 2 weeks, the combination therapy reduced the mean rTNSS by a significantly greater extent than either azelastine HCl monotherapy ($p < 0.001$), fluticasone HCl [sic] monotherapy ($p = 0.003$), or placebo ($p < 0.001$). *At* item 9. A 50% reduction was achieved by 49% of the combination therapy patients, which exceeded the response with azelastine HCl (37% of patients), fluticasone propionate (38% of patients), and placebo (28 % of patients). *At* item 10. These results were significant. *At* item 11. The combination therapy effect was observed 5-6 days earlier than the other treatments. *Id.* Dr. Maus also reported a separate randomized, double-blind placebo-controlled clinical study of 779 patients using the same therapeutic nasal sprays, but reviewing ocular symptoms. *At* items 12-16. The combination therapy was significantly better at relieving ocular symptoms than the fluticasone propionate

Art Unit: 1616

monotherapy or the placebo and trended better than azelastine HCl monotherapy. Id.

The examiner finds that the clinical trial supports the efficacy of the treatment composition of the invention and that the composition is superior to the tested monotherapies and to the placebo.

The Declarations by Dr. Rajan and Dr. Maus are of proper legal form.

Thus, the invention is unexpectedly and surprisingly unobvious over, different from, and superior to the prior art of record.

Conclusion

Any inquiry concerning this communication or earlier communications from the examiner should be directed to THOR NIELSEN whose telephone number is (571)270-3476. The examiner can normally be reached on Monday through Friday from 9:00 A.M. to 4:00 P.M.

If attempts to reach the examiner by telephone are unsuccessful, the examiner's supervisor, Johann Richter can be reached on 571-272-0646. The fax phone number for the organization where this application or proceeding is assigned is 571-273-8300.

Information regarding the status of an application may be obtained from the Patent Application Information Retrieval (PAIR) system. Status information for published applications may be obtained from either Private PAIR or Public PAIR. Status information for unpublished applications is available through Private PAIR only. For more information about the PAIR system, see <http://pair-direct.uspto.gov>. Should you have questions on access to the Private PAIR system, contact the Electronic Business Center (EBC) at 866-217-9197 (toll-free). If you would like assistance from a USPTO Customer Service Representative or access to the automated information system, call 800-786-9199 (IN USA OR CANADA) or 571-272-1000.

Thor Nielsen
Patent Examiner
AU 1616

/Johann R. Richter/
Supervisory Patent Examiner, Art Unit 1616

INFORMATION DISCLOSURE STATEMENT BY APPLICANT (Not for submission under 37 CFR 1.99)	Application Number		10518016	
	Filing Date		2005-07-06	
	First Named Inventor	Amar Lulla		
	Art Unit		1616	
	Examiner Name	Thor B. Nielsen		
	Attorney Docket Number		PAC/20632 US (4137-04700)	

U.S.PATENTS						Remove
Examiner Initial*	Cite No	Patent Number	Kind Code ¹	Issue Date	Name of Patentee or Applicant of cited Document	Pages,Columns,Lines where Relevant Passages or Relevant Figures Appear
	1	5232919		1993-08-03	Scheffler, et al.	
	2	5271946		1993-12-21	Hettche	
	3	5658919		1997-08-19	Ratnaraj, et al.	
	4	6319513	B1	2001-11-20	Dobrozsi	
	5	7776315	B2	2010-08-17	Pairet, et al.	
	6	5914122		1999-06-22	Otterbeck, et al.	
	7	6525228	B2	2003-02-25	Chauvin, et al.	
If you wish to add additional U.S. Patent citation information please click the Add button.						Add
U.S.PATENT APPLICATION PUBLICATIONS						Remove

/Thor Nielsen/

09/23/2011

INFORMATION DISCLOSURE STATEMENT BY APPLICANT (Not for submission under 37 CFR 1.99)	Application Number		10518016	
	Filing Date		2005-07-06	
	First Named Inventor	Amar Lulla		
	Art Unit		1616	
	Examiner Name	Thor B. Nielsen		
	Attorney Docket Number		PAC/20632 US (4137-04700)	

Examiner Initial*	Cite No	Publication Number	Kind Code ¹	Publication Date	Name of Patentee or Applicant of cited Document	Pages, Columns, Lines where Relevant Passages or Relevant Figures Appear
	1	20040204399	A1	2004-10-14	Osbakken, et al.	
	2	20040235807	A1	2004-11-25	Weinrich, et al.	

If you wish to add additional U.S. Published Application citation information please click the Add button. **Add**

FOREIGN PATENT DOCUMENTS

Remove

Examiner Initial*	Cite No	Foreign Document Number ³	Country Code ² j	Kind Code ⁴	Publication Date	Name of Patentee or Applicant of cited Document	Pages, Columns, Lines where Relevant Passages or Relevant Figures Appear	T ⁵
	1	10152369	DE	A1	2002-05-08	Boehringer Ingelheim Pharma		<input type="checkbox"/>
	2	9746243	WO	A1	1997-12-11	The Procter & Gamble Company		<input type="checkbox"/>
	3	2003244799	AU	B2	2003-12-31	Cipla Limited		<input type="checkbox"/>
	4	2002-053485	JP		2002-02-19	Oshida Tetsuo		<input type="checkbox"/>

If you wish to add additional Foreign Patent Document citation information please click the Add button **Add**

NON-PATENT LITERATURE DOCUMENTS

Remove

Examiner Initials*	Cite No	Include name of the author (in CAPITAL LETTERS), title of the article (when appropriate), title of the item (book, magazine, journal, serial, symposium, catalog, etc), date, pages(s), volume-issue number(s), publisher, city and/or country where published.	T ⁵

/Thor Nielsen/

09/23/2011

**INFORMATION DISCLOSURE
STATEMENT BY APPLICANT**
(Not for submission under 37 CFR 1.99)

Application Number		10518016
Filing Date		2005-07-06
First Named Inventor	Amar Lulla	
Art Unit	1616	
Examiner Name	Thor B. Nielsen	
Attorney Docket Number	PAC/20632 US (4137-04700)	

1	Foreign communication from a related counterpart application - CA2,489,427, Examination Report, June 18, 2010, 3 pages.	<input type="checkbox"/>
2	Foreign communication from a related counterpart application - CA2,489,427, Examination Report, March 24, 2011, 2 pages.	<input type="checkbox"/>
3	Foreign communication from a related counterpart application - Examination Report, EP Application 03738280.1, November 10, 2005, 4 pages.	<input type="checkbox"/>
4	Foreign communication from a related counterpart application - Examination Report, EP Application 03738280.1, July 18, 2007, 5 pages.	<input type="checkbox"/>
5	Foreign communication from a related counterpart application - Notice of Intent to Grant, EP Application 03738280.1, October 23, 2008, 6 pages.	<input type="checkbox"/>
6	Foreign communication from a related counterpart application - AU2003244799, Examination Report, November 20, 2007, 2 pages.	<input type="checkbox"/>
7	Foreign communication from a related counterpart application - KR 10-2004-7020819, Examination Report, August 26, 2010, 8 pages.	<input type="checkbox"/>
8	GENNARO, ALFONSO R., ed., et al., Remington: The Science and Practice of Pharmacy, 2000, 20th edition, Vol. 1, pgs. 785, 830, 831 plus cover page and publication page, Lippincott Williams & Wilkins..	<input type="checkbox"/>
9	GILBERT, PETER, et al., "Preservation of pharmaceutical products," Encyclopedia of Pharmaceutical Technology, 2002, 2nd edition, Vol. 3, pg. 2278 plus cover page and publication page, Marcel Dekker, Inc.	<input type="checkbox"/>
10	Office Action (Final) dated February 18, 2011 (23 pages), Application Serial No. 12/508,388 filed on July 23, 2009.	<input type="checkbox"/>
11	Office Action (Final) dated February 24, 2011 (20 pages), Application Serial No. 12/508,393 filed July 23, 2009. /Thor Nielsen/	<input type="checkbox"/> 09/23/2011

**INFORMATION DISCLOSURE
STATEMENT BY APPLICANT**
(Not for submission under 37 CFR 1.99)

Application Number		10518016
Filing Date		2005-07-06
First Named Inventor	Amar Lulla	
Art Unit	1616	
Examiner Name	Thor B. Nielsen	
Attorney Docket Number	PAC/20632 US (4137-04700)	

12	REDDY, INDRA K., ed., Ocular Therapeutics and Drug Delivery: A Multi-Disciplinary Approach, 1996, pgs. 382-385 plus cover page and publication page, Technomic Publishing Company, Inc.	<input type="checkbox"/>
13	Foreign communication from a related counterpart application - Summons to Attend Oral Proceedings, EP Application 03738280.1, February 8, 2011, 1 page.	<input type="checkbox"/>
14	Foreign communication from a related counterpart application - Examination Report, RU 2005100781, April 23, 2007, 6 pages.	<input type="checkbox"/>
15	Foreign communication from a related counterpart application - Examination Report, RU 2005100781, May 23, 2008, 3 pages.	<input type="checkbox"/>
16	Pre-Grant Opposition, Indian Patent Application 2092/KOLNP/2007 dated June 8, 2007, 183 pages.	<input type="checkbox"/>
17	SPECTOR, SHELDON, "Ideal pharmacotherapy for allergic rhinitis," J Allergy Clin Immunol, Vol. 103, No. 3, Part 2, pgs. S386-S387.	<input type="checkbox"/>
18	MCNEELY, WENDY, et al., "Intranasal Azelastine A Review of its Efficacy in the Management of Allergic Rhinitis," Drugs, 1998, Vol. 56, No. 1, pgs. 91-114.	<input type="checkbox"/>
19	ABPI Data Sheet Compendium, 1995-96, cover page plus pgs. 38-39, Datapharm Publications Limited, London, Great Britain.	<input type="checkbox"/>
20	AURORA, JACK, "Nasal Delivery; Development of Nasal Delivery Systems: A Review," Drug Delivery Technology, Vol. 2, No. 7, October 2002, 8 pages, http://www.drugdeliverytech.com/ME2/Segments/Publications:Article&id=9EB19EB2F29F462089CE081473F5F3CA .	<input type="checkbox"/>
21	BLOCK, JOHN H., et al., "Inorganic Medicinal and Pharmaceutical Chemistry," 1986, cover, publication, and preface pages plus page 100, Indian Edition, Varghese Publishing House, Bombay, India.	<input type="checkbox"/>
22	Cipla Sixty-Ninth Annual Report 2004-2005, cover pages, information page, plus pgs. 3, 5, and 44. /Thor Nielsen/	<input type="checkbox"/>

09/23/2011

**INFORMATION DISCLOSURE
STATEMENT BY APPLICANT**
(Not for submission under 37 CFR 1.99)

Application Number		10518016
Filing Date		2005-07-06
First Named Inventor	Amar Lulla	
Art Unit	1616	
Examiner Name	Thor B. Nielsen	
Attorney Docket Number	PAC/20632 US (4137-04700)	

23	Buonase Data Sheet, "The Complete Rhinitis Control," 6 pages, Cipla Limited, Mumbai, India.	<input type="checkbox"/>
24	DROUIN, MICHEL A., et al., "Adding Loratadine to Topical Nasal Steroid Therapy Improves Moderately Severe Seasonal Allergic Rhinoconjunctivitis," Advances in Therapy, Vol. 12, No. 6, November/December 1995, pgs. 340 - 349, Health Communications Inc.	<input type="checkbox"/>
25	Foreign communication from a related counterpart application - Translation of Office Action, Israel Patent Application 165771, July 11, 2011, 3 pages.	<input type="checkbox"/>
26	HODGES, N. A., et al., "Preservative Efficacy Tests in Formulated Nasal Products: Reproducibility and Factors Affecting Preservative Activity," J. Pharm. Pharmacol., 1996, Vol. 48, pgs. 1237-1242.	<input type="checkbox"/>
27	Applicants response to foreign communication - KR10-2004-7020819, December 27, 2010, 18 pages.	<input type="checkbox"/>
28	Prescribing Information for Astepro®, November 2010, 20 pages, Meda Pharmaceuticals Inc., Somerset, NJ, US.	<input type="checkbox"/>
29	Prescribing Information for Rhinocort Aqua™, December 2010, 32 pages, AstraZeneca LP, Wilmington, DE, US.	<input type="checkbox"/>
30	Product Information, Nasonex®, August 2001, 22 pages, Schering Corporation, Kenilworth, NJ, US.	<input type="checkbox"/>
31	Safety Data Sheet, SDS Number 110556, July 4, 2008, V14, Flonase Nasal Spray, 5 pages, GlaxoSmithKline.	<input type="checkbox"/>
32	Safety Data Sheet, SDS Number 110536, June 23, 2008, V13, Beconase Hayfever Allergy Spray, 5 pages, GlaxoSmithKline.	<input type="checkbox"/>
33	WISEMAN, LYNDA R., et al., "Intranasal Fluticasone Propionate: A Reappraisal of its Pharmacology and Clinical Efficacy in the Treatment of Rhinitis," Drugs, 1997, Vol. 53, No. 5, pgs. 885-907, Adis International Limited. /Thor Nielsen/	<input type="checkbox"/>

09/23/2011

**INFORMATION DISCLOSURE
STATEMENT BY APPLICANT**
(Not for submission under 37 CFR 1.99)

Application Number		10518016
Filing Date		2005-07-06
First Named Inventor	Amar Lulla	
Art Unit	1616	
Examiner Name	Thor B. Nielsen	
Attorney Docket Number	PAC/20632 US (4137-04700)	

34	World Review 2001: The Pharmaceutical Market, Vol. 1 International, IMS Health, 2001, cover, preface, and copyright pages plus pages 4-42 and 5-1 through 5-11, IMS A.G.	<input type="checkbox"/>
35	Opposition to EP 1518731, August 8, 2011, 19 pages.	<input type="checkbox"/>
36	BERGE, STEPHEN M., et al., "Pharmaceutical Salts," Journal of Pharmaceutical Sciences, Vol. 66, No. 1, January 1977, pgs. 1-19.	<input type="checkbox"/>
37	Product Specification Bulletin, Avicel® RC-591, Bulletin AVC591-SPEC-02/09-BS, 2 pages, FMC BioPolymer	<input type="checkbox"/>
38	Product Specification Bulletin, Avicel® CL-611, Bulletin AVC611-SPEC-02/09-BS, 2 pages, FMC BioPolymer	<input type="checkbox"/>
39	Avicel® RC/CL, Microcrystalline Cellulose And Carboxymethylcellulose Sodium, NF Dispersible Cellulose, BP, Specifications and Analytical Methods, RC-16 Updated 10/95 (2/99), 6 pages, FMC BioPolymer.	<input type="checkbox"/>
40	BAENA-CAGNANI, CARLOS E., "Safety and Tolerability of Treatments for Allergic Rhinitis in Children," Drug Safety 2004, Vol. 27, No. 12, pgs. 883-898, ADIS Data Information BV.	<input type="checkbox"/>
41	GALANT, STANLEY P., et al., "Clinical Prescribing of Allergic Rhinitis Medication in the Preschool and Young School-Age Child, What are the Options?," BioDrugs2001, Vol 15, No. 7, pgs. 453-463, ADIS International Ltd.	<input type="checkbox"/>
42	WANG, DE-YUN, "Treatment of Allergic Rhinitis: H1-Antihistamines and Intranasal Steroids," Current Drug Targets - Inflammation & Allergy, 2002, Vol I, pgs. 215-220, Bentham Science Publishers Ltd.	<input type="checkbox"/>
43	MELTZER, ELI O., "Allergic rhinitis: Managing the pediatric spectrum," Allergy and Asthma Proceedings, January-February 2006, Vol. 27, No. 1, pgs. 2-8, Oceanside Publications, Inc., USA.	<input type="checkbox"/>
44	RATNER, PAUL H., et al., "Combination therapy with azelastine hydrochloride nasal spray and fluticasone propionate nasal spray in the treatment of patients with seasonal allergic rhinitis," Annals of Allergy, Asthma & Immunology, January 2008, Vol. 100, Cover page, publishing page, pgs. 74-81. /Thor Nielsen/	<input type="checkbox"/>

09/23/2011

INFORMATION DISCLOSURE STATEMENT BY APPLICANT (Not for submission under 37 CFR 1.99)	Application Number		10518016
	Filing Date		2005-07-06
	First Named Inventor	Amar Lulla	
	Art Unit		1616
	Examiner Name	Thor B. Nielsen	
	Attorney Docket Number		PAC/20632 US (4137-04700)

45	RATNER, PAUL H., et al., "A Comparison of the Efficacy of Fluticasone Propionate Aqueous Nasal Spray and Loratadine, Alone and in Combination, for the Treatment of Seasonal Allergic Rhinitis," The Journal of Family Practice, August 1998, Vol. 47, No 2, pgs. 118-125, Appleton & Lange.	<input type="checkbox"/>
46	NIELSEN, LARS P., "Comparison of Intranasal Corticosteroids and Antihistamines in Allergic Rhinitis, A Review of Randomized, Controlled Trials," Am. J. Respir Med. 2003, Vol. 2, No 1, Cover page, publishing page, pgs. 55-65., ADIS International Limited.	<input type="checkbox"/>
47	NIELSEN, LARS Peter, et al., "Intranasal Corticosteroids for Allergic Rhinitis, Superior Relief?," Drugs 2001, Vol. 61, No. 11, pgs. 1563-1579, ADIS International Ltd.	<input type="checkbox"/>
48	DI LORENZO, G., et al., "Randomized Placebo-controlled Trial Comparing fluticasone aqueous nasal spray in monotherapy, fluticasone plus cetirizine, fluticasone plus montelukast and cetirizine plus montelukast for seasonal allergic rhinitis," Clin. Exp. Allergy, 2004, Vol. 34, pgs. 259-267, Blackwell Publishing Ltd.	<input type="checkbox"/>
49	AKERLUND, ANDERS, et al., "Clinical trial design, nasal allergen challenge models, and considerations of relevance to pediatrics, nasal polyposis, and different classes of medication," J. Allergy Clin. Immunol., March 2005, Vol. 115, No. 3, pgs. S460-S482.	<input type="checkbox"/>
50	HOWARTH, P. H., "A comparison of the anti-inflammatory properties of intranasal corticosteroids and antihistamines in allergic rhinitis," Allergy 2000, Vol. 62, pgs. 6-11, Munksgaard 2000.	<input type="checkbox"/>

If you wish to add additional non-patent literature document citation information please click the Add button **Add**

EXAMINER SIGNATURE

Examiner Signature	/Thor Nielsen/	Date Considered	09/23/2011
--------------------	----------------	-----------------	------------

*EXAMINER: Initial if reference considered, whether or not citation is in conformance with MPEP 609. Draw line through a citation if not in conformance and not considered. Include copy of this form with next communication to applicant.

¹ See Kind Codes of USPTO Patent Documents at www.USPTO.GOV or MPEP 901.04. ² Enter office that issued the document, by the two-letter code (WIPO Standard ST.3). ³ For Japanese patent documents, the indication of the year of the reign of the Emperor must precede the serial number of the patent document. ⁴ Kind of document by the appropriate symbols as indicated on the document under WIPO Standard ST.16 if possible. ⁵ Applicant is to place a check mark here if English language translation is attached.

INFORMATION DISCLOSURE STATEMENT BY APPLICANT (Not for submission under 37 CFR 1.99)	Application Number	10518016
	Filing Date	2005-07-06
	First Named Inventor	Amar Lulla
	Art Unit	1616
	Examiner Name	Thor B. Nielsen
	Attorney Docket Number	PAC/20632 US (4137-04700)

CERTIFICATION STATEMENT

Please see 37 CFR 1.97 and 1.98 to make the appropriate selection(s):

That each item of information contained in the information disclosure statement was first cited in any communication from a foreign patent office in a counterpart foreign application not more than three months prior to the filing of the information disclosure statement. See 37 CFR 1.97(e)(1).

OR

That no item of information contained in the information disclosure statement was cited in a communication from a foreign patent office in a counterpart foreign application, and, to the knowledge of the person signing the certification after making reasonable inquiry, no item of information contained in the information disclosure statement was known to any individual designated in 37 CFR 1.56(c) more than three months prior to the filing of the information disclosure statement. See 37 CFR 1.97(e)(2).

See attached certification statement.

Fee set forth in 37 CFR 1.17 (p) has been submitted herewith.

None

SIGNATURE

A signature of the applicant or representative is required in accordance with CFR 1.33, 10.18. Please see CFR 1.4(d) for the form of the signature.

Signature	/Rodney B. Carroll/	Date (YYYY-MM-DD)	2011-08-16
Name/Print	Rodney B. Carroll	Registration Number	39,624

This collection of information is required by 37 CFR 1.97 and 1.98. The information is required to obtain or retain a benefit by the public which is to file (and by the USPTO to process) an application. Confidentiality is governed by 35 U.S.C. 122 and 37 CFR 1.14. This collection is estimated to take 1 hour to complete, including gathering, preparing and submitting the completed application form to the USPTO. Time will vary depending upon the individual case. Any comments on the amount of time you require to complete this form and/or suggestions for reducing this burden, should be sent to the Chief Information Officer, U.S. Patent and Trademark Office, U.S. Department of Commerce, P.O. Box 1450, Alexandria, VA 22313-1450. **DO NOT SEND FEES OR COMPLETED FORMS TO THIS ADDRESS. SEND TO: Commissioner for Patents, P.O. Box 1450, Alexandria, VA 22313-1450.**

/Thor Nielsen/

09/23/2011

Privacy Act Statement

The Privacy Act of 1974 (P.L. 93-579) requires that you be given certain information in connection with your submission of the attached form related to a patent application or patent. Accordingly, pursuant to the requirements of the Act, please be advised that: (1) the general authority for the collection of this information is 35 U.S.C. 2(b)(2); (2) furnishing of the information solicited is voluntary; and (3) the principal purpose for which the information is used by the U.S. Patent and Trademark Office is to process and/or examine your submission related to a patent application or patent. If you do not furnish the requested information, the U.S. Patent and Trademark Office may not be able to process and/or examine your submission, which may result in termination of proceedings or abandonment of the application or expiration of the patent.

The information provided by you in this form will be subject to the following routine uses:

1. The information on this form will be treated confidentially to the extent allowed under the Freedom of Information Act (5 U.S.C. 552) and the Privacy Act (5 U.S.C. 552a). Records from this system of records may be disclosed to the Department of Justice to determine whether the Freedom of Information Act requires disclosure of these records.
2. A record from this system of records may be disclosed, as a routine use, in the course of presenting evidence to a court, magistrate, or administrative tribunal, including disclosures to opposing counsel in the course of settlement negotiations.
3. A record in this system of records may be disclosed, as a routine use, to a Member of Congress submitting a request involving an individual, to whom the record pertains, when the individual has requested assistance from the Member with respect to the subject matter of the record.
4. A record in this system of records may be disclosed, as a routine use, to a contractor of the Agency having need for the information in order to perform a contract. Recipients of information shall be required to comply with the requirements of the Privacy Act of 1974, as amended, pursuant to 5 U.S.C. 552a(m).
5. A record related to an International Application filed under the Patent Cooperation Treaty in this system of records may be disclosed, as a routine use, to the International Bureau of the World Intellectual Property Organization, pursuant to the Patent Cooperation Treaty.
6. A record in this system of records may be disclosed, as a routine use, to another federal agency for purposes of National Security review (35 U.S.C. 181) and for review pursuant to the Atomic Energy Act (42 U.S.C. 218(c)).
7. A record from this system of records may be disclosed, as a routine use, to the Administrator, General Services, or his/her designee, during an inspection of records conducted by GSA as part of that agency's responsibility to recommend improvements in records management practices and programs, under authority of 44 U.S.C. 2904 and 2906. Such disclosure shall be made in accordance with the GSA regulations governing inspection of records for this purpose, and any other relevant (i.e., GSA or Commerce) directive. Such disclosure shall not be used to make determinations about individuals.
8. A record from this system of records may be disclosed, as a routine use, to the public after either publication of the application pursuant to 35 U.S.C. 122(b) or issuance of a patent pursuant to 35 U.S.C. 151. Further, a record may be disclosed, subject to the limitations of 37 CFR 1.14, as a routine use, to the public if the record was filed in an application which became abandoned or in which the proceedings were terminated and which application is referenced by either a published application, an application open to public inspections or an issued patent.
9. A record from this system of records may be disclosed, as a routine use, to a Federal, State, or local law enforcement agency, if the USPTO becomes aware of a violation or potential violation of law or regulation.

/Thor Nielsen/

09/23/2011

ALL REFERENCES CONSIDERED EXCEPT WHERE LINED THROUGH. /T.N./

EAST Search History

EAST Search History (Prior Art)

Ref #	Hits	Search Query	DBs	Default Operator	Plurals	Time Stamp
L1	797	(514/171).CCLS.	USPAT; USOCR	OR	OFF	2011/09/14 09:54
L5	7276	fluticasone	US- PGPUB; USPAT; USOCR	OR	ON	2011/09/14 09:58
L7	51	L1 AND L5	US- PGPUB; USPAT; USOCR	OR	ON	2011/09/14 09:58
L8	6	L1 AND L5 AND azelastine	US- PGPUB; USPAT; USOCR	OR	ON	2011/09/14 09:58
S1	4217	fluticasone SAME (propionate valerate)	US- PGPUB; USPAT; USOCR	OR	ON	2011/02/03 19:29
S2	538	(fluticasone SAME (propionate valerate)) AND (nasal NEAR3 (spray drop))	US- PGPUB; USPAT; USOCR	OR	ON	2011/02/03 19:30
S3	149	(fluticasone SAME (propionate and valerate)) AND (nasal NEAR3 (spray drop))	US- PGPUB; USPAT; USOCR	OR	ON	2011/02/03 19:31
S4	6	(fluticasone NEAR3 (propionate and valerate)) AND (nasal NEAR3 (spray drop))	US- PGPUB; USPAT; USOCR	OR	ON	2011/02/03 19:34
S5	15	(fluticasone NEAR3 (valerate)) AND (nasal NEAR3 (spray drop))	US- PGPUB; USPAT; USOCR	OR	ON	2011/02/03 19:35
S6	512	(fluticasone NEAR3 (propionate)) AND (nasal NEAR3 (spray drop))	US- PGPUB; USPAT; USOCR	OR	ON	2011/02/03 19:37
S7	125583	(S-(fluoromethyl) NEAR20 difluoro NEAR20 octahydrocyclopenta NEAR20 phenanthrene NEAR20 carbothioate) AND (valerate propionate)	US- PGPUB; USPAT; USOCR	OR	ON	2011/02/03 19:48
S8	19676	(S-(fluoromethyl) NEAR20 difluoro NEAR20 octahydrocyclopenta NEAR20 phenanthrene NEAR20 carbothioate) AND (valerate propionate) AND steroid	US- PGPUB; USPAT; USOCR	OR	ON	2011/02/03 19:48
S9	19676	(S-(fluoromethyl) NEAR20 difluoro NEAR20 octahydrocyclopenta NEAR6	US- PGPUB;	OR	ON	2011/02/03 19:49

		phenanthrene NEAR6 carbothioate) AND (valerate propionate) AND steroid	USPAT; USOCR			
S10	0	((fluoromethyl) NEAR20 difluoro NEAR20 octahydrocyclopenta NEAR6 phenanthrene NEAR6 carbothioate) AND (valerate propionate) AND steroid	US-PGPUB; USPAT; USOCR	OR	ON	2011/02/03 19:49
S11	0	((fluoromethyl) NEAR20 difluoro NEAR20 octahydrocyclopenta NEAR6 phenanthrene NEAR6 carbothioate) AND (valerate propionate)	US-PGPUB; USPAT; USOCR	OR	ON	2011/02/03 19:50
S12	0	((fluoromethyl) NEAR20 difluoro NEAR20 octahydrocyclopenta NEAR10 phenanthrene NEAR10 carbothioate) AND (valerate propionate)	US-PGPUB; USPAT; USOCR	OR	ON	2011/02/03 19:50
S13	76	fluticasone AND valerate	EPO; JPO; DERWENT	OR	ON	2011/02/03 20:00
S14	43	fluticasone NEAR10 valerate	EPO; JPO; DERWENT	OR	ON	2011/02/03 20:00
S15	33	S13 NOT S14	EPO; JPO; DERWENT	OR	ON	2011/02/03 20:11
S16	1	"6294153".pn.	US-PGPUB; USPAT; USOCR	OR	ON	2011/02/03 20:14
S17	18	("20020076382" "20040136918" "20040242638" "20050192261" "20060110331" "20060228306" "20070020330" "20090291143" "20090318397" "20100152147" "4335121" "5164194" "6017963" "6294153" "6391340" "6416743" "6583180" "6787532").PN.	US-PGPUB; USPAT; USOCR	OR	ON	2011/02/09 14:23
S18	1	("20080131381").PN.	US-PGPUB; USPAT; USOCR	OR	ON	2011/02/09 17:23
S19	1	wo-9826808-\$.did.	DERWENT	OR	OFF	2011/06/16 10:45
S20	1	"20030203009".pn.	US-PGPUB; USPAT; USOCR	OR	OFF	2011/06/16 11:14
S21	0	(macdonald NEAR3 gavin).in. AND (martin).in.	DERWENT	OR	OFF	2011/06/16 11:20
S22	43	(macdonald).in. AND (martin).in.	DERWENT	OR	OFF	2011/06/16 11:21
S23	4	(macdonald).in. AND (martin).in. AND (kim).in.	DERWENT	OR	OFF	2011/06/16 11:21
S24	1	gb-2257428-\$.did.	DERWENT	OR	OFF	2011/06/16 15:50
S25	2	"6294153".pn. "6416743".pn.	USPAT	OR	OFF	2011/08/01 10:19
S26	745	fluticasone WITH (valerate)	US-PGPUB; USPAT; USOCR	OR	ON	2011/09/06 14:22
S27	258	fluticasone WITH (valerate) AND	US-	OR	ON	2011/09/06

		(@pd<"20030613" or @ad<"20030613" or @prad<"20030613" or @rlad<"20030613" or @ptad<"20030613")	PGPUB; USPAT; USOCR			14:24
S28	129	fluticasone WITH (valerate) AND (@pd<"20030613" or @ad<"20030613" or @prad<"20030613" or @rlad<"20030613" or @ptad<"20030613") AND (nasal nose)	US- PGPUB; USPAT; USOCR	OR	ON	2011/09/06 14:24
S29	13	fluticasone NEAR6 (valerate) AND (@pd<"20030613" or @ad<"20030613" or @prad<"20030613" or @rlad<"20030613" or @ptad<"20030613") AND (nasal nose)	US- PGPUB; USPAT; USOCR	OR	ON	2011/09/06 14:25
S30	0	fluticasone NEAR6 (valerate) AND (@pd<"20030613" or @ad<"20030613" or @prad<"20030613" or @rlad<"20030613" or @ptad<"20030613") AND (nasal nose)	EPO; JPO; DERWENT	OR	ON	2011/09/06 15:00
S31	9	fluticasone NEAR6 (valerate) AND (@pd<"20030613" or @ad<"20030613" or @prad<"20030613" or @rlad<"20030613" or @ptad<"20030613")	EPO; JPO; DERWENT	OR	ON	2011/09/06 15:00
S32	0	((microcrystalline NEAR3 cellulose) AND (carboxymethyl NEAR3 cellulose) AND ((phenyl ADJ ethyl ADJ alcohol) phenyl ADJ ethanol)) AND (@pd<"20030613" or @ad<"20030613" or @prad<"20030613" or @rlad<"20030613" or @ptad<"20030613")	EPO; JPO; DERWENT	OR	ON	2011/09/06 17:11
S33	139	((microcrystalline NEAR3 cellulose) AND (carboxymethyl NEAR3 cellulose) AND ((phenyl ADJ ethyl ADJ alcohol) phenyl ADJ ethanol)) AND (@pd<"20030613" or @ad<"20030613" or @prad<"20030613" or @rlad<"20030613" or @ptad<"20030613")	US- PGPUB; USPAT; USOCR	OR	ON	2011/09/06 17:11
S34	62	((microcrystalline NEAR3 cellulose) AND (carboxymethyl NEAR3 cellulose) AND ((phenyl ADJ ethyl ADJ alcohol) phenyl ADJ ethanol)) AND (@pd<"20030613" or @ad<"20030613" or @prad<"20030613" or @rlad<"20030613" or @ptad<"20030613") AND (nasal nose)	US- PGPUB; USPAT; USOCR	OR	ON	2011/09/06 17:12
S35	44	((microcrystalline NEAR3 cellulose) AND (carboxymethyl NEAR3 cellulose) AND ((phenyl ADJ ethyl ADJ alcohol) phenyl ADJ ethanol)) AND (@pd<"20030613" or @ad<"20030613" or @prad<"20030613" or @rlad<"20030613" or @ptad<"20030613") AND (nasal nose) AND (spray drop)	US- PGPUB; USPAT; USOCR	OR	ON	2011/09/06 17:12
S36	23	((microcrystalline NEAR3 cellulose) AND (carboxymethyl NEAR3 cellulose) AND ((phenyl ADJ ethyl ADJ alcohol) phenyl ADJ ethanol)) AND (@pd<"20030613" or @ad<"20030613" or @prad<"20030613" or @rlad<"20030613" or @ptad<"20030613") AND (antihistamine steroid) AND (nasal nose) AND (spray	US- PGPUB; USPAT; USOCR	OR	ON	2011/09/06 17:13

		drop)				
S37	1158	((microcrystalline NEAR3 cellulose) AND (carboxymethyl NEAR3 cellulose)) AND (@pd<"20030613" or @ad<"20030613" or @prad<"20030613" or @rlad<"20030613" or @ptad<"20030613") AND (antihistamine steroid) AND (nasal nose) AND (spray drop)	US-PGPUB; USPAT; USOCR	OR	ON	2011/09/06 17:26
S38	592	((microcrystalline NEAR3 cellulose) AND (carboxymethyl NEAR3 cellulose)) AND (@pd<"20030613" or @ad<"20030613" or @prad<"20030613" or @rlad<"20030613" or @ptad<"20030613") AND (antihistamine steroid) AND ((nasal nose) SAME (spray drop))	US-PGPUB; USPAT; USOCR	OR	ON	2011/09/06 17:26
S39	25	((microcrystalline NEAR3 cellulose) AND (carboxymethyl NEAR3 cellulose)) AND (@pd<"20030613" or @ad<"20030613" or @prad<"20030613" or @rlad<"20030613" or @ptad<"20030613") AND ((antihistamine steroid) SAME (nasal nose) SAME (spray drop))	US-PGPUB; USPAT; USOCR	OR	ON	2011/09/06 17:27
S40	13	((phenyl ADJ ethyl NEAR3 alcohol) (phenyl ADJ ethanol)) AND (@pd<"20030613" or @ad<"20030613" or @prad<"20030613" or @rlad<"20030613" or @ptad<"20030613") AND ((antihistamine steroid) SAME (nasal nose) SAME (spray drop))	US-PGPUB; USPAT; USOCR	OR	ON	2011/09/06 17:38
S41	2	(preservative SAME((phenyl ADJ ethyl NEAR3 alcohol) (phenyl ADJ ethanol))) AND (@pd<"20030613" or @ad<"20030613" or @prad<"20030613" or @rlad<"20030613" or @ptad<"20030613") AND ((antihistamine steroid) SAME (spray drop))	US-PGPUB; USPAT; USOCR	OR	ON	2011/09/06 17:41

EAST Search History (Interference)

Ref #	Hits	Search Query	DBs	Default Operator	Plurals	Time Stamp
L2	1798	fluticasone	USPAT; UPAD	OR	ON	2011/09/14 09:55
L3	0	(514/171).CCLS.	UPAD	OR	OFF	2011/09/14 09:55

9/ 14/ 2011 11:39:51 AM

C:\ Users\ tnielsen\ Documents\ EAST\ Workspaces\ 10518016.wsp



JFW/1614

IN THE UNITED STATES PATENT AND TRADEMARK OFFICE

In re the Application of

Amar LULLA et al

Group Art Unit: 1614

Serial No.: 10/518,016

Examiner: Unassigned

Filed: July 6, 2005

Confirmation No. 4912

For: COMBINATION OF AZELASTINE AND STEROIDS

INFORMATION DISCLOSURE STATEMENT

Commissioner of Patents
P.O. Box 1450
Alexandria, Virginia 22313-1450

Sir:

Pursuant to Rules 56 and 98, Applicants hereby call the attention of the Patent Office to the references listed on the attached Form PTO 1449. These references were cited in an International Search Report (copy enclosed) issued in connection with the corresponding international application.

Applicants present these references so that the Patent Office may, in the first instance, determine any relevancy thereof to the presently claimed invention, see Beckman Instruments, Inc. v. Chemtronics, Inc., 439 F.2d 1369, 1380, 165 USPQ 355, 364 (5th Cir. 1970).

Applicants respectfully request that these references be expressly considered during the prosecution of this application and made of record herein and appear among the "References Cited" on any patent to issue herefrom.

Respectfully submitted,

Thomas P. Pavelko
Registration No. 31,689

TPP/mtw
Attorney Docket No.: TPP 31753

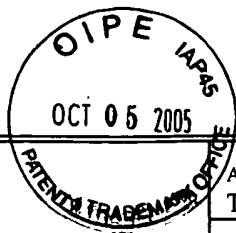
STEVENS, DAVIS, MILLER & MOSHER, L.L.P.
1615 L Street, N.W., Suite 850
Washington, D.C. 20036
Telephone: (202) 785-0100
Facsimile: (202) 785-0100 or (202) 785-0200

Date: October 5, 2005

/Thor Nielsen/

09/23/2011

ALL REFERENCES CONSIDERED EXCEPT WHERE LINED THROUGH. /T.N./



FORM PTO-1449 U.S. Department of Commerce
(Rev. 4/92) Patent and Trademark Office

ATTY. DOCKET NO.
TPP 31753

SERIAL NO.
10/518,016

**INFORMATION DISCLOSURE
STATEMENT BY APPLICANT**

(Use several sheets if necessary)

APPLICANT
Amar LULLA et al

FILING DATE
July 6, 2005

GROUP
1614

U.S. PATENT DOCUMENTS

EXAMINER INITIAL	DOCUMENT NUMBER								DATE	NAME	CLASS	SUBCLASS	FILING DATE IF APPROPRIATE

FOREIGN PATENT DOCUMENTS

	DOCUMENT NUMBER								DATE	COUNTRY	CLASS	SUBCLASS	TRANSLATION	
													YES	NO
	9	7	0	1	3	3	7	01/97	WO					
	0	7	8	0	1	2	7	06/97	EP					
	9	8	4	8	8	3	9	11/98	WO					
1	9	9	4	7	2	3	4	04/01	DE					

OTHER DOCUMENTS (Including Author, Title, Date, Pertinent Pages, Etc.)

	Database Medline "Online! US National Library of Medicine (NLM), Bethesda, MD, US: 2000 Portmann D et al: "Acceptability of local treatment of allergic rhinitis with a combination of a corticoid (beclomethasone) and an antihistaminic (azelastine); vol. 121, no. 4, 2000, pages 273-279
	Busse W W et al: "Corticosteroid-Sparing Effect of Azelastine in the Management of Bronchial Asthma" - American Journal of Respiratory and Critical Care Medicine, American Lung Association, new York, NW, vol. 153, no. 1, 1996, pages 122-172, page 127, column 1, paragraph 2
	International Search Report under Section 17 UK Patent Office collections including GB, EP, WO & US patent specifications


EXAMINER

/Thor Nielsen/

DATE CONSIDERED

09/23/2011

EXAMINER: Initial if citation is considered, draw line through citation if not in conformance and not considered. Include copy of this form with next communication to applicant.

Issue Classification 	Application/Control No. 10518016	Applicant(s)/Patent Under Reexamination LULLA ET AL.
	Examiner THOR NIELSEN	Art Unit 1616

ORIGINAL						INTERNATIONAL CLASSIFICATION												
CLASS			SUBCLASS			CLAIMED					NON-CLAIMED							
514			171			A	0	1	N	45 / 00 (2006.01.01)								
CROSS REFERENCE(S)						A	6	1	K	31 / 56 (2006.01.01)								
						A	6	1	K	31 / 55 (2006.01.01)								
CLASS	SUBCLASS (ONE SUBCLASS PER BLOCK)					A	6	1	K	31 / 57 (2006.01.01)								
						A	6	1	K	31 / 58 (2006.01.01)								
						A	6	1	K	9 / 00 (2006.01.01)								
						A	6	1	P	37 / 08 (2006.01.01)								
						A	6	1	P	27 / 14 (2006.01.01)								
						A	6	1	P	11 / 06 (2006.01.01)								

Claims renumbered in the same order as presented by applicant
 CPA
 T.D.
 R.1.47

Final	Original	Final	Original	Final	Original	Final	Original	Final	Original	Final	Original	Final	Original	Final	Original
1	1	-	17	-	33	-	49	34	65						
2	2	-	18	-	34	-	50	35	66						
-	3	12	19	17	35	-	51	36	67						
3	4	13	20	18	36	-	52	37	68						
-	5	14	21	19	37	22	53	38	69						
4	6	15	22	20	38	23	54	39	70						
5	7	-	23	-	39	24	55	40	71						
6	8	-	24	-	40	25	56	41	72						
-	9	-	25	-	41	26	57	42	73						
8	10	-	26	-	42	27	58	43	74						
-	11	-	27	-	43	28	59	44	75						
-	12	-	28	-	44	29	60	45	76						
9	13	-	29	21	45	30	61	46	77						
7	14	16	30	-	46	31	62	47	78						
10	15	-	31	-	47	32	63	48	79						
11	16	-	32	-	48	33	64								

/THOR NIELSEN/ Examiner.Art Unit 1616	09/14/2011 (Date)	Total Claims Allowed: 48	
/JOHANN RICHTER/ Supervisory Patent Examiner.Art Unit 1616	09/15/2011 (Date)	O.G. Print Claim(s) 1, 21	O.G. Print Figure None

INFORMATION DISCLOSURE STATEMENT BY APPLICANT (Not for submission under 37 CFR 1.99)	Application Number		10518016	
	Filing Date		2005-07-06	
	First Named Inventor	Amar Lulla		
	Art Unit	1616		
	Examiner Name	Thor B. Nielsen		
	Attorney Docket Number	PAC/20632 US (4137-04700)		

U.S.PATENTS						Remove
Examiner Initial*	Cite No	Patent Number	Kind Code ¹	Issue Date	Name of Patentee or Applicant of cited Document	Pages,Columns,Lines where Relevant Passages or Relevant Figures Appear
	1					

If you wish to add additional U.S. Patent citation information please click the Add button. Add

U.S.PATENT APPLICATION PUBLICATIONS						Remove
Examiner Initial*	Cite No	Publication Number	Kind Code ¹	Publication Date	Name of Patentee or Applicant of cited Document	Pages,Columns,Lines where Relevant Passages or Relevant Figures Appear
	1					

If you wish to add additional U.S. Published Application citation information please click the Add button. Add

FOREIGN PATENT DOCUMENTS								Remove
Examiner Initial*	Cite No	Foreign Document Number ³	Country Code ² j	Kind Code ⁴	Publication Date	Name of Patentee or Applicant of cited Document	Pages,Columns,Lines where Relevant Passages or Relevant Figures Appear	T ⁵
	1							<input type="checkbox"/>

If you wish to add additional Foreign Patent Document citation information please click the Add button. Add

NON-PATENT LITERATURE DOCUMENTS			Remove
Examiner Initials*	Cite No	Include name of the author (in CAPITAL LETTERS), title of the article (when appropriate), title of the item (book, magazine, journal, serial, symposium, catalog, etc), date, pages(s), volume-issue number(s), publisher, city and/or country where published.	T ⁵

/Thor Nielsen/

09/23/2011

**INFORMATION DISCLOSURE
STATEMENT BY APPLICANT**
(Not for submission under 37 CFR 1.99)

Application Number		10518016
Filing Date		2005-07-06
First Named Inventor	Amar Lulla	
Art Unit	1616	
Examiner Name	Thor B. Nielsen	
Attorney Docket Number	PAC/20632 US (4137-04700)	

1	SALIB RAMI JEAN, et al., "Safety and Tolerability Profiles of Intranasal Antihistamines and Intranasal Corticosteroids in the Treatment of Allergic Rhinitis," Drug Safety 2003, Vol. 26, No. 12, Cover page, publication page, pgs. 863-893, ADIS Data Information BV.	<input type="checkbox"/>
2	SIMPSON, RICHARD J., "Budesonide and terfenadine, separately and in combination, in the treatment of hay fever," Annals of Allergy, December, 1994, Vol. 73, Cover page, publication page, pgs. 497-502.	<input type="checkbox"/>
3	JUNIPER, E F., et al., "Comparison of beclomethasone dipropionate aqueous nasal spray, astemizone, and the combination in the prophylactic treatment of ragweed pollen-induced rhinoconjunctivitis," Journal of Allergy and Clinical Immunology, March 1989, Vol 83, No. 3, Cover page, Publications page, pgs. 627-633, American Academy of Allergy and Immunology, C.V. Mosby Co.	<input type="checkbox"/>
4	BARNES, M. L., et al., "Effects of levocetirizine as add-on therapy to fluticasone in seasonal allergic rhinitis," Clinical and Experimental Allergy, January 27, 2006, Vol. 36, pgs. 676-684, Blackwell Publishing Ltd.	<input type="checkbox"/>
5	Applicants response to foreign communication - EP 03738280.1 (EP Patent 1519731) , September 6, 2010, 15 pages.	<input type="checkbox"/>
6	File history of Australian Patent Application No. AU2003244799, 38 pages.	<input type="checkbox"/>
7	File history of Brazilian Patent Application No. PI 0312128-3, 27 pages.	<input type="checkbox"/>
8	File history of Canadian Patent Application No. 2 489 427, 19 pages.	<input type="checkbox"/>
9	File history of Korean Patent Application No. 10-2004-7020819, 89 pages.	<input type="checkbox"/>
10	File history of Mexican Patent Application No. PA/a/2004/01266 (now Patent No. 265349), 86 pages.	<input type="checkbox"/>
11	File history of Polish Patent Application No. P 373004, 05 pages.	<input type="checkbox"/>
	/Thor Nielsen/	09/23/2011

INFORMATION DISCLOSURE STATEMENT BY APPLICANT (Not for submission under 37 CFR 1.99)	Application Number		10518016
	Filing Date		2005-07-06
	First Named Inventor	Amar Lulla	
	Art Unit		1616
	Examiner Name	Thor B. Nielsen	
	Attorney Docket Number		PAC/20632 US (4137-04700)

	12	File history of Russian Patent Application No. RU 2361593 C2, 65 pages.	<input type="checkbox"/>
	13	File history of South African Patent Application No. 2005/0331 (now Patent No. 2005/0331), 18 pages.	<input type="checkbox"/>
	14	Applicants response to foreign communication - CA 2489427, December 20, 2010, 10 pages.	<input type="checkbox"/>

If you wish to add additional non-patent literature document citation information please click the Add button **Add**

EXAMINER SIGNATURE

Examiner Signature	/Thor Nielsen/	Date Considered	09/23/2011
--------------------	----------------	-----------------	------------

*EXAMINER: Initial if reference considered, whether or not citation is in conformance with MPEP 609. Draw line through a citation if not in conformance and not considered. Include copy of this form with next communication to applicant.

¹ See Kind Codes of USPTO Patent Documents at www.USPTO.GOV or MPEP 901.04. ² Enter office that issued the document, by the two-letter code (WIPO Standard ST.3). ³ For Japanese patent documents, the indication of the year of the reign of the Emperor must precede the serial number of the patent document. ⁴ Kind of document by the appropriate symbols as indicated on the document under WIPO Standard ST.16 if possible. ⁵ Applicant is to place a check mark here if English language translation is attached.

INFORMATION DISCLOSURE STATEMENT BY APPLICANT (Not for submission under 37 CFR 1.99)	Application Number	10518016
	Filing Date	2005-07-06
	First Named Inventor	Amar Lulla
	Art Unit	1616
	Examiner Name	Thor B. Nielsen
	Attorney Docket Number	PAC/20632 US (4137-04700)

CERTIFICATION STATEMENT

Please see 37 CFR 1.97 and 1.98 to make the appropriate selection(s):

That each item of information contained in the information disclosure statement was first cited in any communication from a foreign patent office in a counterpart foreign application not more than three months prior to the filing of the information disclosure statement. See 37 CFR 1.97(e)(1).

OR

That no item of information contained in the information disclosure statement was cited in a communication from a foreign patent office in a counterpart foreign application, and, to the knowledge of the person signing the certification after making reasonable inquiry, no item of information contained in the information disclosure statement was known to any individual designated in 37 CFR 1.56(c) more than three months prior to the filing of the information disclosure statement. See 37 CFR 1.97(e)(2).

See attached certification statement.

Fee set forth in 37 CFR 1.17 (p) has been submitted herewith.

None

SIGNATURE

A signature of the applicant or representative is required in accordance with CFR 1.33, 10.18. Please see CFR 1.4(d) for the form of the signature.

Signature	/Rodney B. Carroll/	Date (YYYY-MM-DD)	2011-08-16
Name/Print	Rodney B. Carroll	Registration Number	39,624

This collection of information is required by 37 CFR 1.97 and 1.98. The information is required to obtain or retain a benefit by the public which is to file (and by the USPTO to process) an application. Confidentiality is governed by 35 U.S.C. 122 and 37 CFR 1.14. This collection is estimated to take 1 hour to complete, including gathering, preparing and submitting the completed application form to the USPTO. Time will vary depending upon the individual case. Any comments on the amount of time you require to complete this form and/or suggestions for reducing this burden, should be sent to the Chief Information Officer, U.S. Patent and Trademark Office, U.S. Department of Commerce, P.O. Box 1450, Alexandria, VA 22313-1450. DO NOT SEND FEES OR COMPLETED FORMS TO THIS ADDRESS. **SEND TO: Commissioner for Patents, P.O. Box 1450, Alexandria, VA 22313-1450.**

/Thor Nielsen/

09/23/2011

Privacy Act Statement

The Privacy Act of 1974 (P.L. 93-579) requires that you be given certain information in connection with your submission of the attached form related to a patent application or patent. Accordingly, pursuant to the requirements of the Act, please be advised that: (1) the general authority for the collection of this information is 35 U.S.C. 2(b)(2); (2) furnishing of the information solicited is voluntary; and (3) the principal purpose for which the information is used by the U.S. Patent and Trademark Office is to process and/or examine your submission related to a patent application or patent. If you do not furnish the requested information, the U.S. Patent and Trademark Office may not be able to process and/or examine your submission, which may result in termination of proceedings or abandonment of the application or expiration of the patent.


The information provided by you in this form will be subject to the following routine uses:

1. The information on this form will be treated confidentially to the extent allowed under the Freedom of Information Act (5 U.S.C. 552) and the Privacy Act (5 U.S.C. 552a). Records from this system of records may be disclosed to the Department of Justice to determine whether the Freedom of Information Act requires disclosure of these records.
2. A record from this system of records may be disclosed, as a routine use, in the course of presenting evidence to a court, magistrate, or administrative tribunal, including disclosures to opposing counsel in the course of settlement negotiations.
3. A record in this system of records may be disclosed, as a routine use, to a Member of Congress submitting a request involving an individual, to whom the record pertains, when the individual has requested assistance from the Member with respect to the subject matter of the record.
4. A record in this system of records may be disclosed, as a routine use, to a contractor of the Agency having need for the information in order to perform a contract. Recipients of information shall be required to comply with the requirements of the Privacy Act of 1974, as amended, pursuant to 5 U.S.C. 552a(m).
5. A record related to an International Application filed under the Patent Cooperation Treaty in this system of records may be disclosed, as a routine use, to the International Bureau of the World Intellectual Property Organization, pursuant to the Patent Cooperation Treaty.
6. A record in this system of records may be disclosed, as a routine use, to another federal agency for purposes of National Security review (35 U.S.C. 181) and for review pursuant to the Atomic Energy Act (42 U.S.C. 218(c)).
7. A record from this system of records may be disclosed, as a routine use, to the Administrator, General Services, or his/her designee, during an inspection of records conducted by GSA as part of that agency's responsibility to recommend improvements in records management practices and programs, under authority of 44 U.S.C. 2904 and 2906. Such disclosure shall be made in accordance with the GSA regulations governing inspection of records for this purpose, and any other relevant (i.e., GSA or Commerce) directive. Such disclosure shall not be used to make determinations about individuals.
8. A record from this system of records may be disclosed, as a routine use, to the public after either publication of the application pursuant to 35 U.S.C. 122(b) or issuance of a patent pursuant to 35 U.S.C. 151. Further, a record may be disclosed, subject to the limitations of 37 CFR 1.14, as a routine use, to the public if the record was filed in an application which became abandoned or in which the proceedings were terminated and which application is referenced by either a published application, an application open to public inspections or an issued patent.
9. A record from this system of records may be disclosed, as a routine use, to a Federal, State, or local law enforcement agency, if the USPTO becomes aware of a violation or potential violation of law or regulation.

/Thor Nielsen/

09/23/2011

ALL REFERENCES CONSIDERED EXCEPT WHERE LINED THROUGH. /T.N./


Search Notes 	Application/Control No. 10518016	Applicant(s)/Patent Under Reexamination LULLA ET AL.
	Examiner KRISTIE L BROOKS	Art Unit 1616

SEARCHED			
Class	Subclass	Date	Examiner
514	171	09/14/2011	TBN

SEARCH NOTES		
Search Notes	Date	Examiner
East Search	11/4/2009	KB
East Search	11/6/2009	KB
EAST prior art search	09/14/2011	TBN

INTERFERENCE SEARCH			
Class	Subclass	Date	Examiner
514	171	09/14/2011	TBN

--	--

Index of Claims 	Application/Control No. 10518016	Applicant(s)/Patent Under Reexamination LULLA ET AL.
	Examiner KRISTIE L BROOKS	Art Unit 1616

✓	Rejected
=	Allowed


-	Cancelled
÷	Restricted

N	Non-Elected
I	Interference

A	Appeal
O	Objected

Claims renumbered in the same order as presented by applicant
 CPA
 T.D.
 R.1.47

CLAIM		DATE										
Final	Original	09/23/2008	01/21/2009	10/29/2009	08/16/2011							
=	1	✓	✓	✓								
=	2	✓	✓	✓								
-	3	✓	✓	-								
=	4	✓	✓	✓								
-	5	✓	✓	-								
=	6	✓	✓	✓								
=	7	✓	✓	✓								
=	8	✓	✓	✓								
-	9	✓	✓	✓								
=	10	✓	✓	✓								
-	11	✓	✓	✓								
-	12	✓	✓	✓								
=	13	✓	✓	✓								
=	14	✓	✓	✓								
=	15	✓	✓	✓								
=	16	✓	✓	✓								
-	17	✓	✓	✓								
-	18	✓	✓	✓								
=	19	✓	✓	✓								
=	20	✓	✓	✓								
=	21	✓	✓	✓								
=	22	✓	✓	✓								
-	23	N	N	-								
-	24	N	N	-								
-	25	✓	✓	✓								
-	26	✓	✓	✓								
-	27	✓	✓	✓								
-	28	✓	✓	✓								
-	29	✓	✓	✓								
=	30	✓	✓	✓								
-	31	✓	✓	-								
-	32	✓	✓	-								
-	33	✓	✓	-								
-	34	✓	✓	-								
=	35	✓	✓	✓								
=	36	✓	✓	✓								

<i>Index of Claims</i> 	Application/Control No. 10518016	Applicant(s)/Patent Under Reexamination LULLA ET AL.
	Examiner KRISTIE L BROOKS	Art Unit 1616

✓	Rejected
=	Allowed

-	Cancelled
÷	Restricted

N	Non-Elected
I	Interference

A	Appeal
O	Objected

Claims renumbered in the same order as presented by applicant
 CPA
 T.D.
 R.1.47

CLAIM		DATE							
Final	Original	09/23/2008	01/21/2009	10/29/2009	08/16/2011				
=	37	✓	✓	✓					
=	38	✓	✓	✓					
-	39	✓	✓	-					
-	40	✓	✓	-					
-	41	✓	✓	-					
-	42	✓	✓	-					
-	43	✓	-	-					
-	44	✓	✓	✓					
=	45	✓	✓	✓					
-	46	N	N	-					
-	47	N	N	-					
-	48	N	N	-					
-	49	N	N	-					
-	50	N	N	-					
-	51		N	-					
-	52		N	-					
=	53			✓					
=	54			✓					
=	55			✓					
=	56			✓					

INFORMATION DISCLOSURE STATEMENT BY APPLICANT (Not for submission under 37 CFR 1.99)	Application Number		10518016	
	Filing Date		2005-07-06	
	First Named Inventor	Amar Lulla		
	Art Unit	1616		
	Examiner Name	Thor B. Nielsen		
	Attorney Docket Number	PAC/20632 US(4137-04700)		

U.S.PATENTS						Remove
Examiner Initial*	Cite No	Patent Number	Kind Code ¹	Issue Date	Name of Patentee or Applicant of cited Document	Pages,Columns,Lines where Relevant Passages or Relevant Figures Appear
	1					

If you wish to add additional U.S. Patent citation information please click the Add button. **Add**

U.S.PATENT APPLICATION PUBLICATIONS						Remove
Examiner Initial*	Cite No	Publication Number	Kind Code ¹	Publication Date	Name of Patentee or Applicant of cited Document	Pages,Columns,Lines where Relevant Passages or Relevant Figures Appear
	1					

If you wish to add additional U.S. Published Application citation information please click the Add button. **Add**

FOREIGN PATENT DOCUMENTS								Remove
Examiner Initial*	Cite No	Foreign Document Number ³	Country Code ²	Kind Code ⁴	Publication Date	Name of Patentee or Applicant of cited Document	Pages,Columns,Lines where Relevant Passages or Relevant Figures Appear	T ⁵
	1							<input type="checkbox"/>

If you wish to add additional Foreign Patent Document citation information please click the Add button. **Add**

NON-PATENT LITERATURE DOCUMENTS				Remove
Examiner Initials*	Cite No	Include name of the author (in CAPITAL LETTERS), title of the article (when appropriate), title of the item (book, magazine, journal, serial, symposium, catalog, etc), date, pages(s), volume-issue number(s), publisher, city and/or country where published.		T ⁵

/Thor Nielsen/

09/14/2011

INFORMATION DISCLOSURE STATEMENT BY APPLICANT (Not for submission under 37 CFR 1.99)	Application Number		10518016
	Filing Date		2005-07-06
	First Named Inventor	Amar Lulla	
	Art Unit		1616
	Examiner Name	Thor B. Nielsen	
	Attorney Docket Number		PAC/20632 US(4137-04700)

1	Applicant Response to foreign communication EP Patent 1519731, August 11, 2011, 252 pages.	<input type="checkbox"/>
---	--	--------------------------

If you wish to add additional non-patent literature document citation information please click the Add button **Add**

EXAMINER SIGNATURE

Examiner Signature	/Thor Nielsen/	Date Considered	09/14/2011
--------------------	----------------	-----------------	------------

*EXAMINER: Initial if reference considered, whether or not citation is in conformance with MPEP 609. Draw line through a citation if not in conformance and not considered. Include copy of this form with next communication to applicant.

¹ See Kind Codes of USPTO Patent Documents at www.USPTO.GOV or MPEP 901.04. ² Enter office that issued the document, by the two-letter code (WIPO Standard ST.3). ³ For Japanese patent documents, the indication of the year of the reign of the Emperor must precede the serial number of the patent document. ⁴ Kind of document by the appropriate symbols as indicated on the document under WIPO Standard ST.16 if possible. ⁵ Applicant is to place a check mark here if English language translation is attached.

INFORMATION DISCLOSURE STATEMENT BY APPLICANT (Not for submission under 37 CFR 1.99)	Application Number		10518016
	Filing Date		2005-07-06
	First Named Inventor	Amar Lulla	
	Art Unit		1616
	Examiner Name	Thor B. Nielsen	
	Attorney Docket Number		PAC/20632 US(4137-04700)

CERTIFICATION STATEMENT

Please see 37 CFR 1.97 and 1.98 to make the appropriate selection(s):

That each item of information contained in the information disclosure statement was first cited in any communication from a foreign patent office in a counterpart foreign application not more than three months prior to the filing of the information disclosure statement. See 37 CFR 1.97(e)(1).

OR

That no item of information contained in the information disclosure statement was cited in a communication from a foreign patent office in a counterpart foreign application, and, to the knowledge of the person signing the certification after making reasonable inquiry, no item of information contained in the information disclosure statement was known to any individual designated in 37 CFR 1.56(c) more than three months prior to the filing of the information disclosure statement. See 37 CFR 1.97(e)(2).

- See attached certification statement.
- The fee set forth in 37 CFR 1.17 (p) has been submitted herewith.
- A certification statement is not submitted herewith.

SIGNATURE

A signature of the applicant or representative is required in accordance with CFR 1.33, 10.18. Please see CFR 1.4(d) for the form of the signature.

Signature	/Rodney B. Carroll/	Date (YYYY-MM-DD)	2011-08-22
Name/Print	Rodney B. Carroll	Registration Number	39,624

This collection of information is required by 37 CFR 1.97 and 1.98. The information is required to obtain or retain a benefit by the public which is to file (and by the USPTO to process) an application. Confidentiality is governed by 35 U.S.C. 122 and 37 CFR 1.14. This collection is estimated to take 1 hour to complete, including gathering, preparing and submitting the completed application form to the USPTO. Time will vary depending upon the individual case. Any comments on the amount of time you require to complete this form and/or suggestions for reducing this burden, should be sent to the Chief Information Officer, U.S. Patent and Trademark Office, U.S. Department of Commerce, P.O. Box 1450, Alexandria, VA 22313-1450. DO NOT SEND FEES OR COMPLETED FORMS TO THIS ADDRESS. **SEND TO: Commissioner for Patents, P.O. Box 1450, Alexandria, VA 22313-1450.**

/Thor Nielsen/

09/14/2011

Privacy Act Statement

The Privacy Act of 1974 (P.L. 93-579) requires that you be given certain information in connection with your submission of the attached form related to a patent application or patent. Accordingly, pursuant to the requirements of the Act, please be advised that: (1) the general authority for the collection of this information is 35 U.S.C. 2(b)(2); (2) furnishing of the information solicited is voluntary; and (3) the principal purpose for which the information is used by the U.S. Patent and Trademark Office is to process and/or examine your submission related to a patent application or patent. If you do not furnish the requested information, the U.S. Patent and Trademark Office may not be able to process and/or examine your submission, which may result in termination of proceedings or abandonment of the application or expiration of the patent.

The information provided by you in this form will be subject to the following routine uses:

1. The information on this form will be treated confidentially to the extent allowed under the Freedom of Information Act (5 U.S.C. 552) and the Privacy Act (5 U.S.C. 552a). Records from this system of records may be disclosed to the Department of Justice to determine whether the Freedom of Information Act requires disclosure of these records.
2. A record from this system of records may be disclosed, as a routine use, in the course of presenting evidence to a court, magistrate, or administrative tribunal, including disclosures to opposing counsel in the course of settlement negotiations.
3. A record in this system of records may be disclosed, as a routine use, to a Member of Congress submitting a request involving an individual, to whom the record pertains, when the individual has requested assistance from the Member with respect to the subject matter of the record.
4. A record in this system of records may be disclosed, as a routine use, to a contractor of the Agency having need for the information in order to perform a contract. Recipients of information shall be required to comply with the requirements of the Privacy Act of 1974, as amended, pursuant to 5 U.S.C. 552a(m).
5. A record related to an International Application filed under the Patent Cooperation Treaty in this system of records may be disclosed, as a routine use, to the International Bureau of the World Intellectual Property Organization, pursuant to the Patent Cooperation Treaty.
6. A record in this system of records may be disclosed, as a routine use, to another federal agency for purposes of National Security review (35 U.S.C. 181) and for review pursuant to the Atomic Energy Act (42 U.S.C. 218(c)).
7. A record from this system of records may be disclosed, as a routine use, to the Administrator, General Services, or his/her designee, during an inspection of records conducted by GSA as part of that agency's responsibility to recommend improvements in records management practices and programs, under authority of 44 U.S.C. 2904 and 2906. Such disclosure shall be made in accordance with the GSA regulations governing inspection of records for this purpose, and any other relevant (i.e., GSA or Commerce) directive. Such disclosure shall not be used to make determinations about individuals.
8. A record from this system of records may be disclosed, as a routine use, to the public after either publication of the application pursuant to 35 U.S.C. 122(b) or issuance of a patent pursuant to 35 U.S.C. 151. Further, a record may be disclosed, subject to the limitations of 37 CFR 1.14, as a routine use, to the public if the record was filed in an application which became abandoned or in which the proceedings were terminated and which application is referenced by either a published application, an application open to public inspections or an issued patent.
9. A record from this system of records may be disclosed, as a routine use, to a Federal, State, or local law enforcement agency, if the USPTO becomes aware of a violation or potential violation of law or regulation.

/Thor Nielsen/

09/14/2011

ALL REFERENCES CONSIDERED EXCEPT WHERE LINED THROUGH. /T.N./

INFORMATION DISCLOSURE STATEMENT BY APPLICANT (Not for submission under 37 CFR 1.99)	Application Number		10518016
	Filing Date		2005-07-06
	First Named Inventor	Amar Lulla	
	Art Unit	1616	
	Examiner Name	Thor B. Nielsen	
	Attorney Docket Number	PAC/20632 US (4137-04700)	

U.S.PATENTS						Remove
Examiner Initial*	Cite No	Patent Number	Kind Code ¹	Issue Date	Name of Patentee or Applicant of cited Document	Pages, Columns, Lines where Relevant Passages or Relevant Figures Appear
	1	5232919		1993-08-03	Scheffler, et al.	
	2	5271946		1993-12-21	Hettche	
	3	5658919		1997-08-19	Ratnaraj, et al.	
	4	6319513	B1	2001-11-20	Dobrozsi	
	5	7776315	B2	2010-08-17	Pairet, et al.	
	6	5914122		1999-06-22	Otterbeck, et al.	
	7	6525228	B2	2003-02-25	Chauvin, et al.	
If you wish to add additional U.S. Patent citation information please click the Add button.						Add
U.S.PATENT APPLICATION PUBLICATIONS						Remove

/Thor Nielsen/

09/28/2011

**INFORMATION DISCLOSURE
STATEMENT BY APPLICANT**
(Not for submission under 37 CFR 1.99)

Application Number	10518016
Filing Date	2005-07-06
First Named Inventor	Amar Lulla
Art Unit	1616
Examiner Name	Thor B. Nielsen
Attorney Docket Number	PAC/20632 US (4137-04700)

Examiner Initial*	Cite No	Publication Number	Kind Code ¹	Publication Date	Name of Patentee or Applicant of cited Document	Pages,Columns,Lines where Relevant Passages or Relevant Figures Appear
	1	20040204399	A1	2004-10-14	Osbakken, et al.	
	2	20040235807	A1	2004-11-25	Weinrich, et al.	

If you wish to add additional U.S. Published Application citation information please click the Add button. **Add**

FOREIGN PATENT DOCUMENTS

Remove

Examiner Initial*	Cite No	Foreign Document Number ³	Country Code ² j	Kind Code ⁴	Publication Date	Name of Patentee or Applicant of cited Document	Pages,Columns,Lines where Relevant Passages or Relevant Figures Appear	T ⁵
	1	10152369	DE	A1	2002-05-08	Boehringer Ingelheim Pharma		<input type="checkbox"/>
	2	9746243	WO	A1	1997-12-11	The Procter & Gamble Company		<input type="checkbox"/>
	3	2003244799	AU	B2	2003-12-31	Cipla Limited		<input type="checkbox"/>
	4	2002-053485	JP		2002-02-19	Oshida Tetsuo		<input type="checkbox"/>

If you wish to add additional Foreign Patent Document citation information please click the Add button **Add**

NON-PATENT LITERATURE DOCUMENTS

Remove

Examiner Initials*	Cite No	Include name of the author (in CAPITAL LETTERS), title of the article (when appropriate), title of the item (book, magazine, journal, serial, symposium, catalog, etc), date, pages(s), volume-issue number(s), publisher, city and/or country where published.	T ⁵

/Thor Nielsen/

09/28/2011

**INFORMATION DISCLOSURE
STATEMENT BY APPLICANT**
(Not for submission under 37 CFR 1.99)

Application Number	10518016
Filing Date	2005-07-06
First Named Inventor	Amar Lulla
Art Unit	1616
Examiner Name	Thor B. Nielsen
Attorney Docket Number	PAC/20632 US (4137-04700)

1	Foreign communication from a related counterpart application - CA2,489,427, Examination Report, June 18, 2010, 3 pages.	<input type="checkbox"/>
2	Foreign communication from a related counterpart application - CA2,489,427, Examination Report, March 24, 2011, 2 pages.	<input type="checkbox"/>
3	Foreign communication from a related counterpart application - Examination Report, EP Application 03738280.1, November 10, 2005, 4 pages.	<input type="checkbox"/>
4	Foreign communication from a related counterpart application - Examination Report, EP Application 03738280.1, July 18, 2007, 5 pages.	<input type="checkbox"/>
5	Foreign communication from a related counterpart application - Notice of Intent to Grant, EP Application 03738280.1, October 23, 2008, 6 pages.	<input type="checkbox"/>
6	Foreign communication from a related counterpart application - AU2003244799, Examination Report, November 20, 2007, 2 pages.	<input type="checkbox"/>
7	Foreign communication from a related counterpart application - KR 10-2004-7020819, Examination Report, August 26, 2010, 8 pages.	<input type="checkbox"/>
8	GENNARO, ALFONSO R., ed., et al., Remington: The Science and Practice of Pharmacy, 2000, 20th edition, Vol. 1, pgs. 785, 830, 831 plus cover page and publication page, Lippincott Williams & Wilkins..	<input type="checkbox"/>
9	GILBERT, PETER, et al., "Preservation of pharmaceutical products," Encyclopedia of Pharmaceutical Technology, 2002, 2nd edition, Vol. 3, pg. 2278 plus cover page and publication page, Marcel Dekker, Inc.	<input type="checkbox"/>
10	Office Action (Final) dated February 18, 2011 (23 pages), Application Serial No. 12/508,388 filed on July 23, 2009.	<input type="checkbox"/>
11	Office Action (Final) dated February 24, 2011 (20 pages), Application Serial No. 12/508,393 filed July 23, 2009.	<input type="checkbox"/>
/Thor Nielsen/		09/28/2011

**INFORMATION DISCLOSURE
STATEMENT BY APPLICANT**
(Not for submission under 37 CFR 1.99)

Application Number	10518016
Filing Date	2005-07-06
First Named Inventor	Amar Lulla
Art Unit	1616
Examiner Name	Thor B. Nielsen
Attorney Docket Number	PAC/20632 US (4137-04700)

12	REDDY, INDRA K., ed., Ocular Therapeutics and Drug Delivery: A Multi-Disciplinary Approach, 1996, pgs. 382-385 plus cover page and publication page, Technomic Publishing Company, Inc.	<input type="checkbox"/>
13	Foreign communication from a related counterpart application - Summons to Attend Oral Proceedings, EP Application 03738280.1, February 8, 2011, 1 page.	<input type="checkbox"/>
14	Foreign communication from a related counterpart application - Examination Report, RU 2005100781, April 23, 2007, 6 pages.	<input type="checkbox"/>
15	Foreign communication from a related counterpart application - Examination Report, RU 2005100781, May 23, 2008, 3 pages.	<input type="checkbox"/>
16	Pre-Grant Opposition, Indian Patent Application 2092/KOLNP/2007 dated June 8, 2007, 183 pages.	<input type="checkbox"/>
17	SPECTOR, SHELDON, "Ideal pharmacotherapy for allergic rhinitis," J Allergy Clin Immunol, Vol. 103, No. 3, Part 2, pgs. S386-S387. 1999	<input type="checkbox"/>
18	MCNEELY, WENDY, et al., "Intranasal Azelastine A Review of its Efficacy in the Management of Allergic Rhinitis," Drugs, 1998, Vol. 56, No. 1, pgs. 91-114.	<input type="checkbox"/>
19	ABPI Data Sheet Compendium, 1995-96, cover page plus pgs. 38-39, Datapharm Publications Limited, London, Great Britain.	<input type="checkbox"/>
20	AURORA, JACK, "Nasal Delivery; Development of Nasal Delivery Systems: A Review," Drug Delivery Technology, Vol. 2, No. 7, October 2002, 8 pages, http://www.drugdeliverytech.com/ME2/Segments/Publications:Article&id=9EB19EB2F29F462089CE081473F5F3CA .	<input type="checkbox"/>
21	BLOCK, JOHN H., et al., "Inorganic Medicinal and Pharmaceutical Chemistry," 1986, cover, publication, and preface pages plus page 100, Indian Edition, Varghese Publishing House, Bombay, India.	<input type="checkbox"/>
22	Cipla Sixty-Ninth Annual Report 2004-2005, cover pages, information page, plus pgs. 3, 5, and 44.	<input type="checkbox"/>

/Thor Nielsen/

09/28/2011

**INFORMATION DISCLOSURE
STATEMENT BY APPLICANT**
(Not for submission under 37 CFR 1.99)

Application Number	10518016
Filing Date	2005-07-06
First Named Inventor	Amar Lulla
Art Unit	1616
Examiner Name	Thor B. Nielsen
Attorney Docket Number	PAC/20632 US (4137-04700)

23	Duonase Data Sheet, "The Complete Rhinitis Control," 6 pages, Cipla Limited, Mumbai, India. 2004	<input type="checkbox"/>
24	DROUIN, MICHEL A., et al., "Adding Loratadine to Topical Nasal Steroid Therapy Improves Moderately Severe Seasonal Allergic Rhinoconjunctivitis," Advances in Therapy, Vol. 12, No. 6, November/December 1995, pgs. 340 - 349, Health Communications Inc.	<input type="checkbox"/>
25	Foreign communication from a related counterpart application - Translation of Office Action, Israel Patent Application 165771, July 11, 2011, 3 pages.	<input type="checkbox"/>
26	HODGES, N. A., et al., "Preservative Efficacy Tests in Formulated Nasal Products: Reproducibility and Factors Affecting Preservative Activity," J. Pharm. Pharmacol., 1996, Vol. 48, pgs. 1237-1242.	<input type="checkbox"/>
27	Applicants response to foreign communication - KR10-2004-7020819, December 27, 2010, 18 pages.	<input type="checkbox"/>
28	Prescribing Information for Astepro®, November 2010, 20 pages, Meda Pharmaceuticals Inc., Somerset, NJ, US.	<input type="checkbox"/>
29	Prescribing Information for Rhinocort Aqua™, December 2010, 32 pages, AstraZeneca LP, Wilmington, DE, US.	<input type="checkbox"/>
30	Product Information, Nasonex®, August 2001, 22 pages, Schering Corporation, Kenilworth, NJ, US.	<input type="checkbox"/>
31	Safety Data Sheet, SDS Number 110556, July 4, 2008, V14, Flonase Nasal Spray, 5 pages, GlaxoSmithKline.	<input type="checkbox"/>
32	Safety Data Sheet, SDS Number 110536, June 23, 2008, V13, Beconase Hayfever Allergy Spray, 5 pages, GlaxoSmithKline.	<input type="checkbox"/>
33	WISEMAN, LYNDA R., et al., "Intranasal Fluticasone Propionate: A Reappraisal of its Pharmacology and Clinical Efficacy in the Treatment of Rhinitis," Drugs, 1997, Vol. 53, No. 5, pgs. 885-907, Adis International Limited.	<input type="checkbox"/>
	/Thor Nielsen/	09/28/2011

**INFORMATION DISCLOSURE
STATEMENT BY APPLICANT**
(Not for submission under 37 CFR 1.99)

Application Number	10518016
Filing Date	2005-07-06
First Named Inventor	Amar Lulla
Art Unit	1616
Examiner Name	Thor B. Nielsen
Attorney Docket Number	PAC/20632 US (4137-04700)

34	World Review 2001: The Pharmaceutical Market, Vol. 1 International, IMS Health, 2001, cover, preface, and copyright pages plus pages 4-42 and 5-1 through 5-11, IMS A.G.	<input type="checkbox"/>
35	Opposition to EP 1518731, August 8, 2011, 19 pages.	<input type="checkbox"/>
36	BERGE, STEPHEN M., et al., "Pharmaceutical Salts," Journal of Pharmaceutical Sciences, Vol. 66, No. 1, January 1977, pgs. 1-19.	<input type="checkbox"/>
37	Product Specification Bulletin, Avicel® RC-591, Bulletin AVC591-SPEC-02/09.RS, 2 pages, FMC BioPolymer. Feb. 2009	<input type="checkbox"/>
38	Product Specification Bulletin, Avicel® CL-611, Bulletin AVC611-SPEC-02/09.RS, 2 pages, FMC BioPolymer. Feb. 2009	<input type="checkbox"/>
39	Avicel® RC/CL, Microcrystalline Cellulose And Carboxymethylcellulose Sodium, NF Dispersible Cellulose, BP, Specifications and Analytical Methods, RC-16 Updated 10/95 (2/99), 6 pages, FMC BioPolymer.	<input type="checkbox"/>
40	BAENA-CAGNANI, CARLOS E., "Safety and Tolerability of Treatments for Allergic Rhinitis in Children," Drug Safety 2004, Vol. 27, No. 12, pgs. 883-898, ADIS Data Information BV.	<input type="checkbox"/>
41	GALANT, STANLEY P., et al., "Clinical Prescribing of Allergic Rhinitis Medication in the Preschool and Young School-Age Child, What are the Options?," BioDrugs2001, Vol 15, No. 7, pgs. 453-463, ADIS International Ltd.	<input type="checkbox"/>
42	WANG, DE-YUN, "Treatment of Allergic Rhinitis: H1-Antihistamines and Intranasal Steroids," Current Drug Targets - Inflammation & Allergy, 2002, Vol I, pgs. 215-220, Bentham Science Publishers Ltd.	<input type="checkbox"/>
43	MELTZER, ELI O., "Allergic rhinitis: Managing the pediatric spectrum," Allergy and Asthma Proceedings, January-February 2006, Vol. 27, No. 1, pgs. 2-8, Oceanside Publications, Inc., USA.	<input type="checkbox"/>
44	RATNER, PAUL H., et al., "Combination therapy with azelastine hydrochloride nasal spray and fluticasone propionate nasal spray in the treatment of patients with seasonal allergic rhinitis," Annals of Allergy, Asthma & Immunology, January 2008, Vol. 100, Cover page, publishing page, pgs. 74-81.	<input type="checkbox"/>
/Thor Nielsen/		09/28/2011

**INFORMATION DISCLOSURE
STATEMENT BY APPLICANT**
(Not for submission under 37 CFR 1.99)

Application Number		10518016
Filing Date		2005-07-06
First Named Inventor	Amar Lulla	
Art Unit	1616	
Examiner Name	Thor B. Nielsen	
Attorney Docket Number	PAC/20632 US (4137-04700)	

45	RATNER, PAUL H., et al., "A Comparison of the Efficacy of Fluticasone Propionate Aqueous Nasal Spray and Loratadine, Alone and in Combination, for the Treatment of Seasonal Allergic Rhinitis," The Journal of Family Practice, August 1998, Vol. 47, No 2, pgs. 118-125, Appleton & Lange.	<input type="checkbox"/>
46	NIELSEN, LARS P., "Comparison of Intranasal Corticosteroids and Antihistamines in Allergic Rhinitis, A Review of Randomized, Controlled Trials," Am. J. Respir Med. 2003, Vol. 2, No 1, Cover page, publishing page, pgs. 55-65., ADIS International Limited.	<input type="checkbox"/>
47	NIELSEN, LARS Peter, et al., "Intranasal Corticosteroids for Allergic Rhinitis, Superior Relief?," Drugs 2001, Vol. 61, No. 11, pgs. 1563-1579, ADIS International Ltd.	<input type="checkbox"/>
48	DI LORENZO, G., et al., "Randomized Placebo-controlled Trial Comparing fluticasone aqueous nasal spray in monotherapy, fluticasone plus cetirizine, fluticasone plus montelukast and cetirizine plus montelukast for seasonal allergic rhinitis," Clin. Exp. Allergy, 2004, Vol. 34, pgs. 259-267, Blackwell Publishing Ltd.	<input type="checkbox"/>
49	AKERLUND, ANDERS, et al., "Clinical trial design, nasal allergen challenge models, and considerations of relevance to pediatrics, nasal polyposis, and different classes of medication," J. Allergy Clin. Immunol., March 2005, Vol. 115, No. 3, pgs. S460-S482.	<input type="checkbox"/>
50	HOWARTH, P. H., "A comparison of the anti-inflammatory properties of intranasal corticosteroids and antihistamines in allergic rhinitis," Allergy 2000, Vol. 62, pgs. 6-11, Munksgaard 2000.	<input type="checkbox"/>

If you wish to add additional non-patent literature document citation information please click the Add button **Add**

EXAMINER SIGNATURE

Examiner Signature	/Thor Nielsen/	Date Considered	09/28/2011
--------------------	----------------	-----------------	------------

*EXAMINER: Initial if reference considered, whether or not citation is in conformance with MPEP 609. Draw line through a citation if not in conformance and not considered. Include copy of this form with next communication to applicant.

¹ See Kind Codes of USPTO Patent Documents at www.USPTO.GOV or MPEP 901.04. ² Enter office that issued the document, by the two-letter code (WIPO Standard ST.3). ³ For Japanese patent documents, the indication of the year of the reign of the Emperor must precede the serial number of the patent document. ⁴ Kind of document by the appropriate symbols as indicated on the document under WIPO Standard ST.16 if possible. ⁵ Applicant is to place a check mark here if English language translation is attached.

INFORMATION DISCLOSURE STATEMENT BY APPLICANT (Not for submission under 37 CFR 1.99)	Application Number	10518016
	Filing Date	2005-07-06
	First Named Inventor	Amar Lulla
	Art Unit	1616
	Examiner Name	Thor B. Nielsen
	Attorney Docket Number	PAC/20632 US (4137-04700)

CERTIFICATION STATEMENT

Please see 37 CFR 1.97 and 1.98 to make the appropriate selection(s):

That each item of information contained in the information disclosure statement was first cited in any communication from a foreign patent office in a counterpart foreign application not more than three months prior to the filing of the information disclosure statement. See 37 CFR 1.97(e)(1).

OR

That no item of information contained in the information disclosure statement was cited in a communication from a foreign patent office in a counterpart foreign application, and, to the knowledge of the person signing the certification after making reasonable inquiry, no item of information contained in the information disclosure statement was known to any individual designated in 37 CFR 1.56(c) more than three months prior to the filing of the information disclosure statement. See 37 CFR 1.97(e)(2).

- See attached certification statement.
- Fee set forth in 37 CFR 1.17 (p) has been submitted herewith.
- None

SIGNATURE

A signature of the applicant or representative is required in accordance with CFR 1.33, 10.18. Please see CFR 1.4(d) for the form of the signature.

Signature	/Rodney B. Carroll/	Date (YYYY-MM-DD)	2011-08-16
Name/Print	Rodney B. Carroll	Registration Number	39,624

This collection of information is required by 37 CFR 1.97 and 1.98. The information is required to obtain or retain a benefit by the public which is to file (and by the USPTO to process) an application. Confidentiality is governed by 35 U.S.C. 122 and 37 CFR 1.14. This collection is estimated to take 1 hour to complete, including gathering, preparing and submitting the completed application form to the USPTO. Time will vary depending upon the individual case. Any comments on the amount of time you require to complete this form and/or suggestions for reducing this burden, should be sent to the Chief Information Officer, U.S. Patent and Trademark Office, U.S. Department of Commerce, P.O. Box 1450, Alexandria, VA 22313-1450. **DO NOT SEND FEES OR COMPLETED FORMS TO THIS ADDRESS. SEND TO: Commissioner for Patents, P.O. Box 1450, Alexandria, VA 22313-1450.**

/Thor Nielsen/

09/28/2011

Privacy Act Statement

The Privacy Act of 1974 (P.L. 93-579) requires that you be given certain information in connection with your submission of the attached form related to a patent application or patent. Accordingly, pursuant to the requirements of the Act, please be advised that: (1) the general authority for the collection of this information is 35 U.S.C. 2(b)(2); (2) furnishing of the information solicited is voluntary; and (3) the principal purpose for which the information is used by the U.S. Patent and Trademark Office is to process and/or examine your submission related to a patent application or patent. If you do not furnish the requested information, the U.S. Patent and Trademark Office may not be able to process and/or examine your submission, which may result in termination of proceedings or abandonment of the application or expiration of the patent.

The information provided by you in this form will be subject to the following routine uses:

1. The information on this form will be treated confidentially to the extent allowed under the Freedom of Information Act (5 U.S.C. 552) and the Privacy Act (5 U.S.C. 552a). Records from this system of records may be disclosed to the Department of Justice to determine whether the Freedom of Information Act requires disclosure of these records.
2. A record from this system of records may be disclosed, as a routine use, in the course of presenting evidence to a court, magistrate, or administrative tribunal, including disclosures to opposing counsel in the course of settlement negotiations.
3. A record in this system of records may be disclosed, as a routine use, to a Member of Congress submitting a request involving an individual, to whom the record pertains, when the individual has requested assistance from the Member with respect to the subject matter of the record.
4. A record in this system of records may be disclosed, as a routine use, to a contractor of the Agency having need for the information in order to perform a contract. Recipients of information shall be required to comply with the requirements of the Privacy Act of 1974, as amended, pursuant to 5 U.S.C. 552a(m).
5. A record related to an International Application filed under the Patent Cooperation Treaty in this system of records may be disclosed, as a routine use, to the International Bureau of the World Intellectual Property Organization, pursuant to the Patent Cooperation Treaty.
6. A record in this system of records may be disclosed, as a routine use, to another federal agency for purposes of National Security review (35 U.S.C. 181) and for review pursuant to the Atomic Energy Act (42 U.S.C. 218(c)).
7. A record from this system of records may be disclosed, as a routine use, to the Administrator, General Services, or his/her designee, during an inspection of records conducted by GSA as part of that agency's responsibility to recommend improvements in records management practices and programs, under authority of 44 U.S.C. 2904 and 2906. Such disclosure shall be made in accordance with the GSA regulations governing inspection of records for this purpose, and any other relevant (i.e., GSA or Commerce) directive. Such disclosure shall not be used to make determinations about individuals.
8. A record from this system of records may be disclosed, as a routine use, to the public after either publication of the application pursuant to 35 U.S.C. 122(b) or issuance of a patent pursuant to 35 U.S.C. 151. Further, a record may be disclosed, subject to the limitations of 37 CFR 1.14, as a routine use, to the public if the record was filed in an application which became abandoned or in which the proceedings were terminated and which application is referenced by either a published application, an application open to public inspections or an issued patent.
9. A record from this system of records may be disclosed, as a routine use, to a Federal, State, or local law enforcement agency, if the USPTO becomes aware of a violation or potential violation of law or regulation.

/Thor Nielsen/

09/28/2011

ALL REFERENCES CONSIDERED EXCEPT WHERE LINED THROUGH. /T.N./

INFORMATION DISCLOSURE STATEMENT BY APPLICANT (Not for submission under 37 CFR 1.99)	Application Number		10518016	
	Filing Date		2005-07-06	
	First Named Inventor	Amar Lulla		
	Art Unit	1616		
	Examiner Name	Thor B. Nielsen		
	Attorney Docket Number	PAC/20632 US (4137-04700)		

U.S.PATENTS						Remove
Examiner Initial*	Cite No	Patent Number	Kind Code ¹	Issue Date	Name of Patentee or Applicant of cited Document	Pages,Columns,Lines where Relevant Passages or Relevant Figures Appear
	1					

If you wish to add additional U.S. Patent citation information please click the Add button.

Add

U.S.PATENT APPLICATION PUBLICATIONS						Remove
Examiner Initial*	Cite No	Publication Number	Kind Code ¹	Publication Date	Name of Patentee or Applicant of cited Document	Pages,Columns,Lines where Relevant Passages or Relevant Figures Appear
	1					

If you wish to add additional U.S. Published Application citation information please click the Add button.

Add

FOREIGN PATENT DOCUMENTS								Remove
Examiner Initial*	Cite No	Foreign Document Number ³	Country Code ² i	Kind Code ⁴	Publication Date	Name of Patentee or Applicant of cited Document	Pages,Columns,Lines where Relevant Passages or Relevant Figures Appear	T ⁵
	1							<input type="checkbox"/>

If you wish to add additional Foreign Patent Document citation information please click the Add button

Add

NON-PATENT LITERATURE DOCUMENTS			Remove
Examiner Initials*	Cite No	Include name of the author (in CAPITAL LETTERS), title of the article (when appropriate), title of the item (book, magazine, journal, serial, symposium, catalog, etc), date, pages(s), volume-issue number(s), publisher, city and/or country where published.	T ⁵

/Thor Nielsen/

09/28/2011

**INFORMATION DISCLOSURE
STATEMENT BY APPLICANT**
(Not for submission under 37 CFR 1.99)

Application Number	10518016
Filing Date	2005-07-06
First Named Inventor	Amar Lulla
Art Unit	1616
Examiner Name	Thor B. Nielsen
Attorney Docket Number	PAC/20632 US (4137-04700)

1	SALIB RAMI JEAN, et al., "Safety and Tolerability Profiles of Intranasal Antihistamines and Intranasal Corticosteroids in the Treatment of Allergic Rhinitis," Drug Safety 2003, Vol. 26, No. 12, Cover page, publication page, pgs. 863-893, ADIS Data Information BV.	<input type="checkbox"/>
2	SIMPSON, RICHARD J., "Budesonide and terfenadine, separately and in combination, in the treatment of hay fever," Annals of Allergy, December, 1994, Vol. 73, Cover page, publication page, pgs. 497-502.	<input type="checkbox"/>
3	JUNIPER, E F., et al., "Comparison of beclomethasone dipropionate aqueous nasal spray, astemizone, and the combination in the prophylactic treatment of ragweed pollen-induced rhinoconjunctivitis," Journal of Allergy and Clinical Immunology, March 1989, Vol 83, No. 3, Cover page, Publications page, pgs. 627-633, American Academy of Allergy and Immunology, C.V. Mosby Co.	<input type="checkbox"/>
4	BARNES, M. L., et al., "Effects of levocetirizine as add-on therapy to fluticasone in seasonal allergic rhinitis," Clinical and Experimental Allergy, January 27, 2006, Vol. 36, pgs. 676-684, Blackwell Publishing Ltd.	<input type="checkbox"/>
5	Applicants response to foreign communication - EP 03738280.1 (EP Patent 1519731) , September 6, 2010, 15 pages.	<input type="checkbox"/>
6	File history of Australian Patent Application No. AU2003244799, 38 pages.	<input type="checkbox"/>
7	File history of Brazilian Patent Application No. PI 0312128-3, 27 pages. April 2011	<input type="checkbox"/>
8	File history of Canadian Patent Application No. 2,489,427, 19 pages. December 2010	<input type="checkbox"/>
9	File history of Korean Patent Application No. 10-2004-7020819, 89 pages.	<input type="checkbox"/>
10	File history of Mexican Patent Application No. PA/a/2004/01266 (now Patent No. 265349), 86 pages.	<input type="checkbox"/>
11	File history of Polish Patent Application No. P-373001, 95 pages. May 2011	<input type="checkbox"/>

/Thor Nielsen/

09/28/2011

**INFORMATION DISCLOSURE
STATEMENT BY APPLICANT**
(Not for submission under 37 CFR 1.99)

Application Number	10518016
Filing Date	2005-07-06
First Named Inventor	Amar Lulla
Art Unit	1616
Examiner Name	Thor B. Nielsen
Attorney Docket Number	PAC/20632 US (4137-04700)

12	File history of Russian Patent Application No. RU 2361593 C2, 65 pages. April 2009	<input type="checkbox"/>
13	File history of South African Patent Application No. 2005/0331 (now Patent No. 2005/0331), 18 pages.	<input type="checkbox"/>
14	Applicants response to foreign communication - CA 2489427, December 20, 2010, 10 pages.	<input type="checkbox"/>

If you wish to add additional non-patent literature document citation information please click the Add button **Add**

EXAMINER SIGNATURE

Examiner Signature	/Thor Nielsen/	Date Considered	09/28/2011
--------------------	----------------	-----------------	------------

*EXAMINER: Initial if reference considered, whether or not citation is in conformance with MPEP 609. Draw line through a citation if not in conformance and not considered. Include copy of this form with next communication to applicant.

¹ See Kind Codes of USPTO Patent Documents at www.USPTO.GOV or MPEP 901.04. ² Enter office that issued the document, by the two-letter code (WIPO Standard ST.3). ³ For Japanese patent documents, the indication of the year of the reign of the Emperor must precede the serial number of the patent document. ⁴ Kind of document by the appropriate symbols as indicated on the document under WIPO Standard ST.16 if possible. ⁵ Applicant is to place a check mark here if English language translation is attached.

**INFORMATION DISCLOSURE
STATEMENT BY APPLICANT**
(Not for submission under 37 CFR 1.99)

Application Number	10518016
Filing Date	2005-07-06
First Named Inventor	Amar Lulla
Art Unit	1616
Examiner Name	Thor B. Nielsen
Attorney Docket Number	PAC/20632 US (4137-04700)

CERTIFICATION STATEMENT

Please see 37 CFR 1.97 and 1.98 to make the appropriate selection(s):

That each item of information contained in the information disclosure statement was first cited in any communication from a foreign patent office in a counterpart foreign application not more than three months prior to the filing of the information disclosure statement. See 37 CFR 1.97(e)(1).

OR

That no item of information contained in the information disclosure statement was cited in a communication from a foreign patent office in a counterpart foreign application, and, to the knowledge of the person signing the certification after making reasonable inquiry, no item of information contained in the information disclosure statement was known to any individual designated in 37 CFR 1.56(c) more than three months prior to the filing of the information disclosure statement. See 37 CFR 1.97(e)(2).

- See attached certification statement.
 Fee set forth in 37 CFR 1.17 (p) has been submitted herewith.
 None

SIGNATURE

A signature of the applicant or representative is required in accordance with CFR 1.33, 10.18. Please see CFR 1.4(d) for the form of the signature.

Signature	/Rodney B. Carroll/	Date (YYYY-MM-DD)	2011-08-16
Name/Print	Rodney B. Carroll	Registration Number	39,624

/Thor Nielsen/

09/28/2011

This collection of information is required by 37 CFR 1.97 and 1.98. The information is required to obtain or retain a benefit by the public which is to file (and by the USPTO to process) an application. Confidentiality is governed by 35 U.S.C. 122 and 37 CFR 1.14. This collection is estimated to take 1 hour to complete, including gathering, preparing and submitting the completed application form to the USPTO. Time will vary depending upon the individual case. Any comments on the amount of time you require to complete this form and/or suggestions for reducing this burden, should be sent to the Chief Information Officer, U.S. Patent and Trademark Office, U.S. Department of Commerce, P.O. Box 1450, Alexandria, VA 22313-1450. DO NOT SEND FEES OR COMPLETED FORMS TO THIS ADDRESS. SEND TO: Commissioner for Patents, P.O. Box 1450, Alexandria, VA 22313-1450.

/Thor Nielsen/

Privacy Act Statement

The Privacy Act of 1974 (P.L. 93-579) requires that you be given certain information in connection with your submission of the attached form related to a patent application or patent. Accordingly, pursuant to the requirements of the Act, please be advised that: (1) the general authority for the collection of this information is 35 U.S.C. 2(b)(2); (2) furnishing of the information solicited is voluntary; and (3) the principal purpose for which the information is used by the U.S. Patent and Trademark Office is to process and/or examine your submission related to a patent application or patent. If you do not furnish the requested information, the U.S. Patent and Trademark Office may not be able to process and/or examine your submission, which may result in termination of proceedings or abandonment of the application or expiration of the patent.

The information provided by you in this form will be subject to the following routine uses:

1. The information on this form will be treated confidentially to the extent allowed under the Freedom of Information Act (5 U.S.C. 552) and the Privacy Act (5 U.S.C. 552a). Records from this system of records may be disclosed to the Department of Justice to determine whether the Freedom of Information Act requires disclosure of these records.
2. A record from this system of records may be disclosed, as a routine use, in the course of presenting evidence to a court, magistrate, or administrative tribunal, including disclosures to opposing counsel in the course of settlement negotiations.
3. A record in this system of records may be disclosed, as a routine use, to a Member of Congress submitting a request involving an individual, to whom the record pertains, when the individual has requested assistance from the Member with respect to the subject matter of the record.
4. A record in this system of records may be disclosed, as a routine use, to a contractor of the Agency having need for the information in order to perform a contract. Recipients of information shall be required to comply with the requirements of the Privacy Act of 1974, as amended, pursuant to 5 U.S.C. 552a(m).
5. A record related to an International Application filed under the Patent Cooperation Treaty in this system of records may be disclosed, as a routine use, to the International Bureau of the World Intellectual Property Organization, pursuant to the Patent Cooperation Treaty.
6. A record in this system of records may be disclosed, as a routine use, to another federal agency for purposes of National Security review (35 U.S.C. 181) and for review pursuant to the Atomic Energy Act (42 U.S.C. 218(c)).
7. A record from this system of records may be disclosed, as a routine use, to the Administrator, General Services, or his/her designee, during an inspection of records conducted by GSA as part of that agency's responsibility to recommend improvements in records management practices and programs, under authority of 44 U.S.C. 2904 and 2906. Such disclosure shall be made in accordance with the GSA regulations governing inspection of records for this purpose, and any other relevant (i.e., GSA or Commerce) directive. Such disclosure shall not be used to make determinations about individuals.
8. A record from this system of records may be disclosed, as a routine use, to the public after either publication of the application pursuant to 35 U.S.C. 122(b) or issuance of a patent pursuant to 35 U.S.C. 151. Further, a record may be disclosed, subject to the limitations of 37 CFR 1.14, as a routine use, to the public if the record was filed in an application which became abandoned or in which the proceedings were terminated and which application is referenced by either a published application, an application open to public inspections or an issued patent.
9. A record from this system of records may be disclosed, as a routine use, to a Federal, State, or local law enforcement agency, if the USPTO becomes aware of a violation or potential violation of law or regulation.

/Thor Nielsen/

09/28/2011

ALL REFERENCES CONSIDERED EXCEPT WHERE LINED THROUGH. /T.N./

INFORMATION DISCLOSURE STATEMENT BY APPLICANT (Not for submission under 37 CFR 1.99)	Application Number		10518016	
	Filing Date		2005-07-06	
	First Named Inventor	Amar Lulla		
	Art Unit	1616		
	Examiner Name	Thor B. Nielsen		
	Attorney Docket Number	PAC/20632 US(4137-04700)		

U.S.PATENTS						Remove
Examiner Initial*	Cite No	Patent Number	Kind Code ¹	Issue Date	Name of Patentee or Applicant of cited Document	Pages, Columns, Lines where Relevant Passages or Relevant Figures Appear
	1					

If you wish to add additional U.S. Patent citation information please click the Add button. Add

U.S.PATENT APPLICATION PUBLICATIONS						Remove
Examiner Initial*	Cite No	Publication Number	Kind Code ¹	Publication Date	Name of Patentee or Applicant of cited Document	Pages, Columns, Lines where Relevant Passages or Relevant Figures Appear
	1					

If you wish to add additional U.S. Published Application citation information please click the Add button. Add

FOREIGN PATENT DOCUMENTS								Remove
Examiner Initial*	Cite No	Foreign Document Number ³	Country Code ² j	Kind Code ⁴	Publication Date	Name of Patentee or Applicant of cited Document	Pages, Columns, Lines where Relevant Passages or Relevant Figures Appear	T ⁵
	1							<input type="checkbox"/>

If you wish to add additional Foreign Patent Document citation information please click the Add button. Add

NON-PATENT LITERATURE DOCUMENTS			Remove
Examiner Initials*	Cite No	Include name of the author (in CAPITAL LETTERS), title of the article (when appropriate), title of the item (book, magazine, journal, serial, symposium, catalog, etc), date, pages(s), volume-issue number(s), publisher, city and/or country where published.	T ⁵

/Thor Nielsen/

09/28/2011

INFORMATION DISCLOSURE STATEMENT BY APPLICANT (Not for submission under 37 CFR 1.99)	Application Number	10518016
	Filing Date	2005-07-06
	First Named Inventor	Amar Lulla
	Art Unit	1616
	Examiner Name	Thor B. Nielsen
	Attorney Docket Number	PAC/20632 US(4137-04700)

1	Applicant Response to foreign communication EP Patent 1519731, August 11, 2011, 252 pages.	<input type="checkbox"/>
---	--	--------------------------

If you wish to add additional non-patent literature document citation information please click the Add button **Add**

EXAMINER SIGNATURE

Examiner Signature	/Thor Nielsen/	Date Considered	09/28/2011
--------------------	----------------	-----------------	------------

*EXAMINER: Initial if reference considered, whether or not citation is in conformance with MPEP 609. Draw line through a citation if not in conformance and not considered. Include copy of this form with next communication to applicant.

¹ See Kind Codes of USPTO Patent Documents at www.USPTO.GOV or MPEP 901.04. ² Enter office that issued the document, by the two-letter code (WIPO Standard ST.3). ³ For Japanese patent documents, the indication of the year of the reign of the Emperor must precede the serial number of the patent document. ⁴ Kind of document by the appropriate symbols as indicated on the document under WIPO Standard ST.16 if possible. ⁵ Applicant is to place a check mark here if English language translation is attached.

INFORMATION DISCLOSURE STATEMENT BY APPLICANT (Not for submission under 37 CFR 1.99)	Application Number	10518016
	Filing Date	2005-07-06
	First Named Inventor	Amar Lulla
	Art Unit	1616
	Examiner Name	Thor B. Nielsen
	Attorney Docket Number	PAC/20632 US(4137-04700)

CERTIFICATION STATEMENT

Please see 37 CFR 1.97 and 1.98 to make the appropriate selection(s):

That each item of information contained in the information disclosure statement was first cited in any communication from a foreign patent office in a counterpart foreign application not more than three months prior to the filing of the information disclosure statement. See 37 CFR 1.97(e)(1).

OR

That no item of information contained in the information disclosure statement was cited in a communication from a foreign patent office in a counterpart foreign application, and, to the knowledge of the person signing the certification after making reasonable inquiry, no item of information contained in the information disclosure statement was known to any individual designated in 37 CFR 1.56(c) more than three months prior to the filing of the information disclosure statement. See 37 CFR 1.97(e)(2).

See attached certification statement.

The fee set forth in 37 CFR 1.17 (p) has been submitted herewith.

A certification statement is not submitted herewith.

SIGNATURE

A signature of the applicant or representative is required in accordance with CFR 1.33, 10.18. Please see CFR 1.4(d) for the form of the signature.

Signature	/Rodney B. Carroll/	Date (YYYY-MM-DD)	2011-08-22
Name/Print	Rodney B. Carroll	Registration Number	39,624

This collection of information is required by 37 CFR 1.97 and 1.98. The information is required to obtain or retain a benefit by the public which is to file (and by the USPTO to process) an application. Confidentiality is governed by 35 U.S.C. 122 and 37 CFR 1.14. This collection is estimated to take 1 hour to complete, including gathering, preparing and submitting the completed application form to the USPTO. Time will vary depending upon the individual case. Any comments on the amount of time you require to complete this form and/or suggestions for reducing this burden, should be sent to the Chief Information Officer, U.S. Patent and Trademark Office, U.S. Department of Commerce, P.O. Box 1450, Alexandria, VA 22313-1450. **DO NOT SEND FEES OR COMPLETED FORMS TO THIS ADDRESS. SEND TO: Commissioner for Patents, P.O. Box 1450, Alexandria, VA 22313-1450.**

/Thor Nielsen/

09/28/2011

Privacy Act Statement

The Privacy Act of 1974 (P.L. 93-579) requires that you be given certain information in connection with your submission of the attached form related to a patent application or patent. Accordingly, pursuant to the requirements of the Act, please be advised that: (1) the general authority for the collection of this information is 35 U.S.C. 2(b)(2); (2) furnishing of the information solicited is voluntary; and (3) the principal purpose for which the information is used by the U.S. Patent and Trademark Office is to process and/or examine your submission related to a patent application or patent. If you do not furnish the requested information, the U.S. Patent and Trademark Office may not be able to process and/or examine your submission, which may result in termination of proceedings or abandonment of the application or expiration of the patent.

The information provided by you in this form will be subject to the following routine uses:

1. The information on this form will be treated confidentially to the extent allowed under the Freedom of Information Act (5 U.S.C. 552) and the Privacy Act (5 U.S.C. 552a). Records from this system of records may be disclosed to the Department of Justice to determine whether the Freedom of Information Act requires disclosure of these records.
2. A record from this system of records may be disclosed, as a routine use, in the course of presenting evidence to a court, magistrate, or administrative tribunal, including disclosures to opposing counsel in the course of settlement negotiations.
3. A record in this system of records may be disclosed, as a routine use, to a Member of Congress submitting a request involving an individual, to whom the record pertains, when the individual has requested assistance from the Member with respect to the subject matter of the record.
4. A record in this system of records may be disclosed, as a routine use, to a contractor of the Agency having need for the information in order to perform a contract. Recipients of information shall be required to comply with the requirements of the Privacy Act of 1974, as amended, pursuant to 5 U.S.C. 552a(m).
5. A record related to an International Application filed under the Patent Cooperation Treaty in this system of records may be disclosed, as a routine use, to the International Bureau of the World Intellectual Property Organization, pursuant to the Patent Cooperation Treaty.
6. A record in this system of records may be disclosed, as a routine use, to another federal agency for purposes of National Security review (35 U.S.C. 181) and for review pursuant to the Atomic Energy Act (42 U.S.C. 218(c)).
7. A record from this system of records may be disclosed, as a routine use, to the Administrator, General Services, or his/her designee, during an inspection of records conducted by GSA as part of that agency's responsibility to recommend improvements in records management practices and programs, under authority of 44 U.S.C. 2904 and 2906. Such disclosure shall be made in accordance with the GSA regulations governing inspection of records for this purpose, and any other relevant (i.e., GSA or Commerce) directive. Such disclosure shall not be used to make determinations about individuals.
8. A record from this system of records may be disclosed, as a routine use, to the public after either publication of the application pursuant to 35 U.S.C. 122(b) or issuance of a patent pursuant to 35 U.S.C. 151. Further, a record may be disclosed, subject to the limitations of 37 CFR 1.14, as a routine use, to the public if the record was filed in an application which became abandoned or in which the proceedings were terminated and which application is referenced by either a published application, an application open to public inspections or an issued patent.
9. A record from this system of records may be disclosed, as a routine use, to a Federal, State, or local law enforcement agency, if the USPTO becomes aware of a violation or potential violation of law or regulation.

ALL REFERENCES CONSIDERED EXCEPT WHERE LINED THROUGH. /T.N./

INFORMATION DISCLOSURE STATEMENT BY APPLICANT (Not for submission under 37 CFR 1.99)	Application Number		10518016	
	Filing Date		2005-07-06	
	First Named Inventor	Amar Lulla		
	Art Unit	1616		
	Examiner Name	Thor B. Nielsen		
	Attorney Docket Number	PAC/20632 US(4137-04700)		

U.S.PATENTS						Remove
Examiner Initial*	Cite No	Patent Number	Kind Code ¹	Issue Date	Name of Patentee or Applicant of cited Document	Pages,Columns,Lines where Relevant Passages or Relevant Figures Appear
	1					

If you wish to add additional U.S. Patent citation information please click the Add button. Add

U.S.PATENT APPLICATION PUBLICATIONS						Remove
Examiner Initial*	Cite No	Publication Number	Kind Code ¹	Publication Date	Name of Patentee or Applicant of cited Document	Pages,Columns,Lines where Relevant Passages or Relevant Figures Appear
	1					

If you wish to add additional U.S. Published Application citation information please click the Add button. Add

FOREIGN PATENT DOCUMENTS								Remove
Examiner Initial*	Cite No	Foreign Document Number ³	Country Code ² j	Kind Code ⁴	Publication Date	Name of Patentee or Applicant of cited Document	Pages,Columns,Lines where Relevant Passages or Relevant Figures Appear	T ⁵
	1							<input type="checkbox"/>

If you wish to add additional Foreign Patent Document citation information please click the Add button. Add

NON-PATENT LITERATURE DOCUMENTS			Remove
Examiner Initials*	Cite No	Include name of the author (in CAPITAL LETTERS), title of the article (when appropriate), title of the item (book, magazine, journal, serial, symposium, catalog, etc), date, pages(s), volume-issue number(s), publisher, city and/or country where published.	T ⁵

INFORMATION DISCLOSURE STATEMENT BY APPLICANT (Not for submission under 37 CFR 1.99)	Application Number		10518016
	Filing Date		2005-07-06
	First Named Inventor	Amar Lulla	
	Art Unit	1616	
	Examiner Name	Thor B. Nielsen	
	Attorney Docket Number	PAC/20632 US(4137-04700)	

	1	Applicant Response to foreign communication EP Patent 1519731, August 11, 2011, 252 pages.	<input type="checkbox"/>
--	---	--	--------------------------

If you wish to add additional non-patent literature document citation information please click the Add button **Add**

EXAMINER SIGNATURE

Examiner Signature		Date Considered	
--------------------	--	-----------------	--

*EXAMINER: Initial if reference considered, whether or not citation is in conformance with MPEP 609. Draw line through a citation if not in conformance and not considered. Include copy of this form with next communication to applicant.

¹ See Kind Codes of USPTO Patent Documents at www.USPTO.GOV or MPEP 901.04. ² Enter office that issued the document, by the two-letter code (WIPO Standard ST.3). ³ For Japanese patent documents, the indication of the year of the reign of the Emperor must precede the serial number of the patent document. ⁴ Kind of document by the appropriate symbols as indicated on the document under WIPO Standard ST.16 if possible. ⁵ Applicant is to place a check mark here if English language translation is attached.

INFORMATION DISCLOSURE STATEMENT BY APPLICANT (Not for submission under 37 CFR 1.99)	Application Number	10518016
	Filing Date	2005-07-06
	First Named Inventor	Amar Lulla
	Art Unit	1616
	Examiner Name	Thor B. Nielsen
	Attorney Docket Number	PAC/20632 US(4137-04700)

CERTIFICATION STATEMENT

Please see 37 CFR 1.97 and 1.98 to make the appropriate selection(s):

That each item of information contained in the information disclosure statement was first cited in any communication from a foreign patent office in a counterpart foreign application not more than three months prior to the filing of the information disclosure statement. See 37 CFR 1.97(e)(1).

OR

That no item of information contained in the information disclosure statement was cited in a communication from a foreign patent office in a counterpart foreign application, and, to the knowledge of the person signing the certification after making reasonable inquiry, no item of information contained in the information disclosure statement was known to any individual designated in 37 CFR 1.56(c) more than three months prior to the filing of the information disclosure statement. See 37 CFR 1.97(e)(2).

See attached certification statement.

The fee set forth in 37 CFR 1.17 (p) has been submitted herewith.

A certification statement is not submitted herewith.

SIGNATURE

A signature of the applicant or representative is required in accordance with CFR 1.33, 10.18. Please see CFR 1.4(d) for the form of the signature.

Signature	/Rodney B. Carroll/	Date (YYYY-MM-DD)	2011-08-22
Name/Print	Rodney B. Carroll	Registration Number	39,624

This collection of information is required by 37 CFR 1.97 and 1.98. The information is required to obtain or retain a benefit by the public which is to file (and by the USPTO to process) an application. Confidentiality is governed by 35 U.S.C. 122 and 37 CFR 1.14. This collection is estimated to take 1 hour to complete, including gathering, preparing and submitting the completed application form to the USPTO. Time will vary depending upon the individual case. Any comments on the amount of time you require to complete this form and/or suggestions for reducing this burden, should be sent to the Chief Information Officer, U.S. Patent and Trademark Office, U.S. Department of Commerce, P.O. Box 1450, Alexandria, VA 22313-1450. **DO NOT SEND FEES OR COMPLETED FORMS TO THIS ADDRESS. SEND TO: Commissioner for Patents, P.O. Box 1450, Alexandria, VA 22313-1450.**

Privacy Act Statement

The Privacy Act of 1974 (P.L. 93-579) requires that you be given certain information in connection with your submission of the attached form related to a patent application or patent. Accordingly, pursuant to the requirements of the Act, please be advised that: (1) the general authority for the collection of this information is 35 U.S.C. 2(b)(2); (2) furnishing of the information solicited is voluntary; and (3) the principal purpose for which the information is used by the U.S. Patent and Trademark Office is to process and/or examine your submission related to a patent application or patent. If you do not furnish the requested information, the U.S. Patent and Trademark Office may not be able to process and/or examine your submission, which may result in termination of proceedings or abandonment of the application or expiration of the patent.

The information provided by you in this form will be subject to the following routine uses:

1. The information on this form will be treated confidentially to the extent allowed under the Freedom of Information Act (5 U.S.C. 552) and the Privacy Act (5 U.S.C. 552a). Records from this system of records may be disclosed to the Department of Justice to determine whether the Freedom of Information Act requires disclosure of these records.
2. A record from this system of records may be disclosed, as a routine use, in the course of presenting evidence to a court, magistrate, or administrative tribunal, including disclosures to opposing counsel in the course of settlement negotiations.
3. A record in this system of records may be disclosed, as a routine use, to a Member of Congress submitting a request involving an individual, to whom the record pertains, when the individual has requested assistance from the Member with respect to the subject matter of the record.
4. A record in this system of records may be disclosed, as a routine use, to a contractor of the Agency having need for the information in order to perform a contract. Recipients of information shall be required to comply with the requirements of the Privacy Act of 1974, as amended, pursuant to 5 U.S.C. 552a(m).
5. A record related to an International Application filed under the Patent Cooperation Treaty in this system of records may be disclosed, as a routine use, to the International Bureau of the World Intellectual Property Organization, pursuant to the Patent Cooperation Treaty.
6. A record in this system of records may be disclosed, as a routine use, to another federal agency for purposes of National Security review (35 U.S.C. 181) and for review pursuant to the Atomic Energy Act (42 U.S.C. 218(c)).
7. A record from this system of records may be disclosed, as a routine use, to the Administrator, General Services, or his/her designee, during an inspection of records conducted by GSA as part of that agency's responsibility to recommend improvements in records management practices and programs, under authority of 44 U.S.C. 2904 and 2906. Such disclosure shall be made in accordance with the GSA regulations governing inspection of records for this purpose, and any other relevant (i.e., GSA or Commerce) directive. Such disclosure shall not be used to make determinations about individuals.
8. A record from this system of records may be disclosed, as a routine use, to the public after either publication of the application pursuant to 35 U.S.C. 122(b) or issuance of a patent pursuant to 35 U.S.C. 151. Further, a record may be disclosed, subject to the limitations of 37 CFR 1.14, as a routine use, to the public if the record was filed in an application which became abandoned or in which the proceedings were terminated and which application is referenced by either a published application, an application open to public inspections or an issued patent.
9. A record from this system of records may be disclosed, as a routine use, to a Federal, State, or local law enforcement agency, if the USPTO becomes aware of a violation or potential violation of law or regulation.

Electronic Patent Application Fee Transmittal

Application Number:	10518016
Filing Date:	06-Jul-2005
Title of Invention:	Combination of azelastine and steroids
First Named Inventor/Applicant Name:	Amar Lulla
Filer:	Rodney B. Carroll/Linda Kerrick
Attorney Docket Number:	PAC/20632 US (4137-04700)

Filed as Large Entity

U.S. National Stage under 35 USC 371 Filing Fees

Description	Fee Code	Quantity	Amount	Sub-Total in USD(\$)
Basic Filing:				
Pages:				
Claims:				
Miscellaneous-Filing:				
Petition:				
Patent-Appeals-and-Interference:				
Post-Allowance-and-Post-Issuance:				
Extension-of-Time:				

Description	Fee Code	Quantity	Amount	Sub-Total in USD(\$)
Miscellaneous:				
Submission- Information Disclosure Stmt	1806	1	180	180
Total in USD (\$)				180

Electronic Acknowledgement Receipt

EFS ID:	10787212
Application Number:	10518016
International Application Number:	
Confirmation Number:	4912
Title of Invention:	Combination of azelastine and steroids
First Named Inventor/Applicant Name:	Amar Lulla
Customer Number:	30652
Filer:	Rodney B. Carroll/Linda Kerrick
Filer Authorized By:	Rodney B. Carroll
Attorney Docket Number:	PAC/20632 US (4137-04700)
Receipt Date:	22-AUG-2011
Filing Date:	06-JUL-2005
Time Stamp:	18:06:32
Application Type:	U.S. National Stage under 35 USC 371

Payment information:

Submitted with Payment	yes
Payment Type	Deposit Account
Payment was successfully received in RAM	\$180
RAM confirmation Number	5253
Deposit Account	501515
Authorized User	

File Listing:

Document Number	Document Description	File Name	File Size(Bytes)/ Message Digest	Multi Part /.zip	Pages (if appl.)
-----------------	----------------------	-----------	-------------------------------------	------------------	------------------

1	Information Disclosure Statement (IDS) Form (SB08)	082211_IDS.pdf	753941 375c0d1dcbec6f803bb37f7fa2a815df8870d0ef	no	4
Warnings:					
Information:					
A U.S. Patent Number Citation or a U.S. Publication Number Citation is required in the Information Disclosure Statement (IDS) form for autoloading of data into USPTO systems. You may remove the form to add the required data in order to correct the Informational Message if you are citing U.S. References. If you chose not to include U.S. References, the image of the form will be processed and be made available within the Image File Wrapper (IFW) system. However, no data will be extracted from this form. Any additional data such as Foreign Patent Documents or Non Patent Literature will be manually reviewed and keyed into USPTO systems.					
2	Non Patent Literature	081111_Applicant_Response_To_Oral_Summons.pdf	18321905 478c89534c3e7ee73668aef2c61073be81955611	no	252
Warnings:					
The page size in the PDF is too large. The pages should be 8.5 x 11 or A4. If this PDF is submitted, the pages will be resized upon entry into the Image File Wrapper and may affect subsequent processing					
Information:					
3	Fee Worksheet (SB06)	fee-info.pdf	30159 c735f976cce874ad864a49bbe5d4b42dbba073c	no	2
Warnings:					
Information:					
Total Files Size (in bytes):				19106005	
<p>This Acknowledgement Receipt evidences receipt on the noted date by the USPTO of the indicated documents, characterized by the applicant, and including page counts, where applicable. It serves as evidence of receipt similar to a Post Card, as described in MPEP 503.</p> <p><u>New Applications Under 35 U.S.C. 111</u> If a new application is being filed and the application includes the necessary components for a filing date (see 37 CFR 1.53(b)-(d) and MPEP 506), a Filing Receipt (37 CFR 1.54) will be issued in due course and the date shown on this Acknowledgement Receipt will establish the filing date of the application.</p> <p><u>National Stage of an International Application under 35 U.S.C. 371</u> If a timely submission to enter the national stage of an international application is compliant with the conditions of 35 U.S.C. 371 and other applicable requirements a Form PCT/DO/EO/903 indicating acceptance of the application as a national stage submission under 35 U.S.C. 371 will be issued in addition to the Filing Receipt, in due course.</p> <p><u>New International Application Filed with the USPTO as a Receiving Office</u> If a new international application is being filed and the international application includes the necessary components for an international filing date (see PCT Article 11 and MPEP 1810), a Notification of the International Application Number and of the International Filing Date (Form PCT/RO/105) will be issued in due course, subject to prescriptions concerning national security, and the date shown on this Acknowledgement Receipt will establish the international filing date of the application.</p>					

IN THE UNITED STATES PATENT AND TRADEMARK OFFICE

Applicants:	Amar Lulla, <i>et al.</i>	§	
		§	Group Art Unit: 1616
Serial No.:	10/518,016	§	
		§	Examiner: Thor B. Nielsen
Filed:	July 6, 2005	§	
		§	Confirmation No.: 4912
For:	COMBINATION OF AZELASTINE AND STEROIDS	§	
		§	
		§	

CERTIFICATE OF EFS-WEB FILING

Mail Stop: Amendment
Commissioner for Patents
PO Box 1450
Alexandria, VA 22313-1450

I hereby certify that this correspondence is being electronically filed at the USPTO website to: Mail Stop Amendment, Commissioner for Patents, P.O. Box 1450, Alexandria VA 22313-1450 on 8/16/11
Edith Shek
Edith Shek

AMENDMENTS AND RESPONSE TO OFFICE ACTION DATED FEBRUARY 16, 2011

Dear Sir:

In response to the Office Action dated February 16, 2011, Applicants respectfully request reconsideration of the above-identified application as follows.

Amendment to the Specification begins on page 2 of this paper

Amendments to the Claims are reflected in the listing of claims, which begins on page 4 of this paper.

Remarks/Arguments begin on page 15 of this paper.

Supplemental IDS is submitted herewith.

IN THE UNITED STATES PATENT AND TRADEMARK OFFICE

Applicants:	Amar Lulla, <i>et al.</i>	§	
		§	Group Art Unit: 1616
Serial No.:	10/518,016	§	
		§	Examiner: Thor B. Nielsen
Filed:	July 6, 2005	§	
		§	Confirmation No.: 4912
For:	COMBINATION OF AZELASTINE AND STEROIDS	§	
		§	
		§	

CERTIFICATE OF EFS-WEB FILING

Mail Stop: Amendment
Commissioner for Patents
PO Box 1450
Alexandria, VA 22313-1450

I hereby certify that this correspondence is being electronically filed at the USPTO website to: Mail Stop Amendment, Commissioner for Patents, P.O. Box 1450, Alexandria VA 22313-1450 on 8/16/11
Edith Shek
Edith Shek

AMENDMENTS AND RESPONSE TO OFFICE ACTION DATED FEBRUARY 16, 2011

Dear Sir:

In response to the Office Action dated February 16, 2011, Applicants respectfully request reconsideration of the above-identified application as follows.

Amendment to the Specification begins on page 2 of this paper

Amendments to the Claims are reflected in the listing of claims, which begins on page 4 of this paper.

Remarks/Arguments begin on page 15 of this paper.

Supplemental IDS is submitted herewith.

AMENDMENTS TO THE SPECIFICATION

(1) Please replace paragraph [0007] of the US Patent Application Publication No. US 2006/0025391 A1 in its entirety with the following paragraph:

[0007] In one aspect the invention provides a pharmaceutical formulation comprising azelastine or a pharmaceutically acceptable salt, solvate or physiologically functional derivative thereof and a steroid, preferably a corticosteroid, or a pharmaceutically acceptable salt, solvate or physiologically functional derivative thereof the formulation preferably being in a form suitable for administration nasally or ocularly. In an embodiment, the formulation contains the steroid in an amount from about 50 micrograms/ml to about 5 mg/ml of the formulation. In an embodiment, the formulation contains a suspension containing 0.0005% to 2% (weight/weight of the formulation) of azelastine or a pharmaceutically acceptable salt of azelastine, and from 0.0357% (weight/weight of the formulation), alternatively from 0.5%, to 1.5% (weight/weight of the formulation) of said steroid. In an embodiment, the formulation contains a suspension containing from 0.001% to 1% (weight/weight of the formulation) azelastine, or salt thereof, and from 0.0357% (weight/weight of the formulation), alternatively from 0.5%, to 1.5% (weight/weight of the formulation) steroid.

(2) Please replace paragraph [0023] of the US Patent Application Publication No. US 2006/0025391 A1 in its entirety with the following paragraph:

[0023] In the event of the use of Avicel RC 591 or [[CL11]]CL 611, microcrystalline cellulose and carboxymethyl cellulose sodium commercially available from FMC BioPolymer, 0.65-3.0% by weight of the formulation, for example, is used for the purpose.

(3) Please replace paragraph [0036] of the US Patent Application Publication No. US 2006/0025391 A1 in its entirety with the following paragraph:

[0036] A pharmaceutical aerosol formulation according to the present invention may further comprise one or more surfactants. Such surfactants can be included to stabilise the formulations and for lubrication of a valve system. Some of the most commonly used surfactants in aerosol formulations are oils derived from natural sources, such as corn oil, olive oil, cottonseed oil and sunflower seed oil, and also phospholipids. Suitable surfactants can include lecithin, oleic acid or sorbitan oleate. In an embodiment, the formulation contains from about 50 micrograms to about 1 milligram of surfactant per ml of the formulation.

AMENDMENTS TO THE CLAIMS

Listing of claims:

1. (Currently Amended) A pharmaceutical formulation ~~which comprises~~comprising:
azelastine, or a pharmaceutically acceptable salt, solvate or physiologically functional derivative thereof, and
~~fluticasone or a pharmaceutically acceptable ester thereof~~of fluticasone,
wherein said pharmaceutical formulation is in a dosage form suitable for nasal administration. ~~which contains the fluticasone or a pharmaceutically acceptable ester thereof in an amount from about 50 micrograms/ml to about 5 mg/ml of the formulation.~~
2. (Currently Amended) ~~[[A]]The~~ pharmaceutical formulation according to ~~of~~ claim 1, wherein said pharmaceutically acceptable salt of azelastine is ~~present as~~ azelastine hydrochloride.
3. (Canceled)
4. (Currently Amended) ~~[[A]]The~~ pharmaceutical formulation according to ~~of~~ claim 1, wherein ~~[[the]]~~said pharmaceutically acceptable ester of fluticasone is fluticasone propionate or fluticasone valerate.
5. (Canceled)
6. (Currently Amended) ~~[[A]]The~~ pharmaceutical formulation according to ~~of~~ claim 1, wherein ~~[[the]]~~said formulation has a particle size of less than 10 μm .

7. (Currently Amended) ~~[[A]]~~The pharmaceutical formulation according to claim 1, which is a suspension containing 0.0005 to 2% (weight/weight of the formulation) of azelastine or a pharmaceutically acceptable salt of azelastine, and from 0.5 to 1.5% (weight/weight of the formulation) of fluticasone or a pharmaceutically acceptable ester thereof wherein said formulation is an aqueous suspension comprising from 0.0005% (weight/weight) to 2% (weight/weight) of said azelastine, or said pharmaceutically acceptable salt, solvate or physiologically functional derivative thereof, and from 0.0357% (weight/weight) to 1.5% (weight/weight) of said pharmaceutically acceptable ester of fluticasone.

8. (Currently Amended) ~~[[A]]~~The pharmaceutical formulation according to claim 7, which contains comprising from 0.001% (weight/weight) to 1% (weight/weight of the formulation) of said azelastine, or said pharmaceutically acceptable salt, solvate or physiologically functional derivative thereof, and from ~~[[0.5]]~~0.0357% (weight/weight) to 1.5% (weight/weight of the formulation) fluticasone or aof said pharmaceutically acceptable ester thereof of fluticasone.

9. (Canceled)

10. (Currently Amended) ~~[[A]]~~The pharmaceutical formulation according to claim 9 of claim 14, wherein ~~[[the]]~~said surfactant comprises a polysorbate, ~~[[or]]~~poloxamer surfactant or combinations thereof.

11-12. (Canceled)

13. (Currently Amended) ~~[[A]]The pharmaceutical formulation according to claim 12 of claim 14,~~ wherein ~~[[the]]~~said isotonic agent comprises sodium chloride, saccharose, glucose, glycerine, sorbitol, ~~[[or]]~~1,2-propylene glycol or combinations thereof.

14. (Currently Amended) ~~[[A]]The pharmaceutical formulation according to of claim 1, which also contains further comprising~~ at least one additive selected from the group consisting of a buffer, a preservative, a suspending agent, ~~[[and]]~~a thickening agent, a surfactant, an isotonic agent and combinations thereof.

15. (Currently Amended) ~~[[A]]The pharmaceutical formulation according to of claim 14,~~ wherein said preservative ~~is selected from comprises~~ edetic acid ~~[[and]]~~or its alkali salts, lower alkyl p-hydroxybenzoates, chlorhexidine, phenyl mercury borate, or benzoic acid or a salt thereof, a quaternary ammonium compound, [[or]]sorbic acid or a salt thereof, or combinations thereof.

16. (Currently Amended) ~~[[A]]The pharmaceutical formulation according to of claim 14,~~ wherein ~~[[the]]~~said suspending agent or said thickening agent is selected from comprises cellulose derivatives, gelatin, polyvinylpyrrolidone, tragacanth, ethoxose (water soluble binding and thickening agents on the basis of ethyl cellulose), alginic acid, polyvinyl alcohol, polyacrylic acid, ~~[[or]]~~pectin, or combinations thereof.

17-18. (Canceled)

19. (Currently Amended) ~~[[A]]The pharmaceutical formulation according to of claim 1, which is an aqueous suspension or solution.~~

20. (Currently Amended) ~~[[A]]The pharmaceutical formulation according to of claim 1, which is in the form of an aerosol, an ointment, eye drops, nasal drops, a nasal spray, an inhalation solution and other forms suitable for nasal or ocular administration wherein said dosage form suitable for nasal administration comprises nasal drops or a nasal spray.~~

21. (Currently Amended) ~~[[A]]The pharmaceutical formulation according to claim 20 of claim 1, which is in the form of wherein said dosage form suitable for nasal administration comprises nasal drops or nasal spray.~~

22. (Currently Amended) ~~[[A]]The pharmaceutical formulation according to claim 20 of claim 1, which is in the form of an aerosol wherein said dosage form suitable for nasal administration comprises a nasal spray.~~

23-29. (Canceled)

30. (Currently Amended) ~~[[A]]The pharmaceutical product comprising the formulation according to of claim 1, wherein (i) azelastine, or a pharmaceutically acceptable salt thereof, and (ii) fluticasone or a pharmaceutically acceptable ester thereof, as a combined preparation with said~~

~~azelastine for use~~ said formulation is used in the treatment of conditions for which administration of one or more anti-histamine and/or one or more steroid is indicated.

31-34. (Canceled)

35. (Currently Amended) [[A]]~~The pharmaceutical product comprising the pharmaceutical formulation of claim 1, wherein said pharmaceutically acceptable salt of azelastine is azelastine hydrochloride and said pharmaceutically acceptable ester of fluticasone is fluticasone propionate, as a combined preparation for simultaneous, separate or sequential use and wherein said formulation is used~~ in the treatment of conditions for which administration of one or more anti-histamine and/or one or more steroid is indicated.

36. (Currently Amended) [[A]]~~The pharmaceutical formulation according to~~ of claim 1, wherein said pharmaceutically acceptable salt of azelastine is azelastine hydrochloride and said pharmaceutically acceptable ester of fluticasone is fluticasone propionate, ~~together with and wherein said formulation further comprises~~ a pharmaceutically acceptable carrier or excipient therefor.

37. (Currently Amended) [[A]]~~The pharmaceutical product comprising the pharmaceutical formulation of claim 1, wherein said pharmaceutically acceptable salt of azelastine is azelastine hydrochloride and said pharmaceutically acceptable ester of fluticasone is fluticasone valerate, as a combined preparation for simultaneous, separate or sequential use and wherein said formulation is~~

used in the treatment of conditions for which administration of one or more anti-histamine and/or one or more steroid is indicated.

38. (Currently Amended) ~~[[A]]~~The pharmaceutical formulation according to ~~of~~ claim 1, wherein said pharmaceutically acceptable salt of azelastine is azelastine hydrochloride and said pharmaceutically acceptable ester of fluticasone is fluticasone valerate, ~~together with and wherein~~ said formulation further comprises a pharmaceutically acceptable carrier or excipient therefor.

39-44. (Canceled)

45. (Currently Amended) A process of preparing a pharmaceutical formulation ~~according to~~ of claim 1, which process comprises admixing a pharmaceutically acceptable carrier or excipient with azelastine, or a pharmaceutically acceptable salt, solvate or physiologically functional derivative thereof, and ~~fluticasone or a pharmaceutically acceptable ester thereof~~ of fluticasone.

46-52. (Canceled)

53. (Currently Amended) ~~[[A]]~~The pharmaceutical formulation ~~according to~~ of claim 1, wherein ~~[[the]]~~said pharmaceutically acceptable ester of fluticasone is fluticasone propionate.

54. (Currently Amended) ~~[[A]]~~The pharmaceutical formulation ~~according to~~ of claim 1, wherein ~~[[the]]~~said pharmaceutically acceptable ester of fluticasone is fluticasone valerate.

55. (Currently Amended) A pharmaceutical ~~product~~ formulation comprising ~~[[i]]~~ azelastine hydrochloride; and, fluticasone propionate, wherein said formulation is in the dosage form of ~~or a pharmaceutically acceptable salt, solvate or physiologically functional derivative thereof, provided as a nasal spray, and (ii) fluticasone or a pharmaceutically acceptable ester thereof, provided as a nasal spray, as a combined preparation for simultaneous, separate or sequential use wherein said formulation is used in the~~ treatment of conditions for which administration of one or more anti-histamine and/or one or more steroid is indicated.

56. (Currently Amended) A nasal spray formulation comprising (i) azelastine, or a pharmaceutically acceptable salt, solvate or physiologically functional derivative thereof, ~~[[and]]~~ (ii) ~~fluticasone or a pharmaceutically acceptable ester thereof~~ fluticasone, ~~together with and (iii)~~ a pharmaceutically acceptable carrier or excipient therefor.

57. (New) The pharmaceutical formulation of claim 8, comprising 0.1% (weight/weight) of azelastine hydrochloride, and from 0.0357% to 1.5% (weight/weight) of fluticasone propionate.

58. (New) The pharmaceutical formulation of claim 8, comprising 0.1% (weight/weight) of azelastine hydrochloride, and from 0.0357% to 1.5% (weight/weight) of fluticasone valerate.

59. (New) The pharmaceutical formulation of claim 8, wherein said dosage form suitable for nasal administration comprises a nasal spray.

60. (New) The pharmaceutical formulation of claim 57, wherein said dosage form suitable for nasal administration comprises a nasal spray.

61. (New) The pharmaceutical formulation of claim 58, wherein said dosage form suitable for nasal administration comprises a nasal spray.

62. (New) The pharmaceutical formulation of claim 59, wherein said pharmaceutically acceptable salt of azelastine is azelastine hydrochloride and wherein said pharmaceutically acceptable ester of fluticasone is fluticasone propionate.

63. (New) The pharmaceutical formulation of claim 59, wherein said pharmaceutically acceptable salt of azelastine is azelastine hydrochloride and wherein said pharmaceutically acceptable ester of fluticasone is fluticasone valerate.

64. (New) The pharmaceutical formulation of claim 60, wherein said pharmaceutically acceptable salt of azelastine is azelastine hydrochloride and wherein said pharmaceutically acceptable ester of fluticasone is fluticasone propionate.

65. (New) The pharmaceutical formulation of claim 61, wherein said pharmaceutically acceptable salt of azelastine is azelastine hydrochloride and wherein said pharmaceutically acceptable ester of fluticasone is fluticasone valerate.

66. (New) The pharmaceutical formulation of claim 7, wherein said pharmaceutically acceptable salt of azelastine is azelastine hydrochloride.

67. (New) The pharmaceutical formulation of claim 8, wherein said pharmaceutically acceptable salt of azelastine is azelastine hydrochloride.

68. (New) The pharmaceutical formulation of claim 59, wherein said pharmaceutically acceptable salt of azelastine is azelastine hydrochloride.

69. (New) The pharmaceutical formulation of claim 10, wherein said surfactant comprises a polysorbate.

70. (New) The pharmaceutical formulation of claim 13, wherein said isotonic agent comprises glycerine.

71. (New) The pharmaceutical formulation of claim 15, wherein said preservative comprises edetate disodium and benzalkonium chloride.

72. (New) The pharmaceutical formulation of claim 16, wherein said suspending agent or said thickening agent comprises cellulose derivatives.

73. (New) The pharmaceutical formulation of claim 1, further comprising edetate disodium, glycerine, a thickening agent comprising microcrystalline cellulose and sodium carboxy methyl cellulose, polysorbate 80, benzalkonium chloride, phenyl ethyl alcohol, and purified water.

74. (New) The pharmaceutical formulation of claim 55, further comprising edetate disodium, glycerine, a thickening agent comprising microcrystalline cellulose and sodium carboxy methyl cellulose, polysorbate 80, benzalkonium chloride, phenyl ethyl alcohol, and purified water.

75. (New) The pharmaceutical formulation of claim 56, further comprising edetate disodium, glycerine, a thickening agent comprising microcrystalline cellulose and sodium carboxy methyl cellulose, polysorbate 80, benzalkonium chloride, phenyl ethyl alcohol, and purified water.

76. (New) The pharmaceutical formulation of claim 1, wherein said formulation comprises a pH from 3 to 7.

77. (New) The pharmaceutical formulation of claim 1, wherein said formulation comprises a pH from 4.5 to 6.5.

78. (New) A pharmaceutical formulation comprising from 0.001% (weight/weight) to 1% (weight/weight) of azelastine hydrochloride, and from 0.0357% (weight/weight) to 1.5% (weight/weight) of fluticasone propionate, wherein said pharmaceutical formulation is an aqueous suspension suitable for nasal administration.

79. (New) A pharmaceutical formulation comprising 1% (weight/weight) of azelastine hydrochloride, and from 0.0357% (weight/weight) to 1.5% (weight/weight) of fluticasone propionate, wherein said pharmaceutical formulation is an aqueous suspension suitable for nasal administration.

REMARKS/ARGUMENTS

Status of Claims

Claims 1-2, 4, 6-8, 10, 13-16, 19-22, 30, 35-38, 45, and 53-56 have been amended.

Claims 3, 5, 9, 11-12, 17-18, 23-29, 31-34, 39-44, and 46-52 have been canceled.

Claims 57-79 are new.

Thus, claims 1-2, 4, 6-8, 10, 13-16, 19-22, 30, 35-38, 45, and 53-79 are currently pending in this application.

Applicants hereby request further examination and reconsideration of the presently amended application.

Amendments to Specification

Applicants have amended paragraph [0007] of the US Patent Application Publication No. US 2006/002539 A1. Support for the amendment is found in claims 5, 7 and 8 of the priority International Application No. PCT/GB2003/02557 (International Publication No. WO 2003/105856). Also, support for the "0.0357" endpoint is provided in Examples 3 and 4 of the specification.

Applicants have amended paragraph [0023] of the US Patent Application Publication No. US 2006/002539 A1 to correct an obvious typographical error in the designation of Avicel CL 611 and to provide a generic description of the trademarked product. Support for the amendment is provided in Example 7 of the specification and in the manufacturer's product sheets for Avicel RC 591 and CL 611 provided herewith as Exhibits I, II, and III.

Applicants have amended paragraph [0036] of the US Patent Application Publication No. US 2006/002539 A1. Support for the amendment is found in claim 11 of the priority

International Application No. PCT/GB2003/02557 (International Publication No. WO 2003/105856).

Applicants respectfully submit each of the above amendments is supported by the application as originally filed and that no new matter is introduced by way of these amendments.

Amendments to the Claims

The pending dependent claims have been amended to correspond in scope and terminology to the substantive amendments to independent claims 1, 55, and 56, discussed in more detail below. Additionally, claims 7 and 8 have been amended to recite a lower endpoint of “0.0357%” for the pharmaceutically acceptable ester of fluticasone, which is supported at least by Examples 3 and 4.

New claims 57-79 recite novel and non-obvious aspects of the invention not disclosed by the prior art of record. The new claims are supported by at least the following (referring to paragraph numbers from the published U.S. Application): claims 57, 59, 60, 62, and 64 are supported by Example 3; claims 58, 61, 63, and 65 are supported by Example 4; claims 66, 67, and 68 are supported by paragraphs 0050 and 0051; claims 69-75 are supported by Examples 1, 3, and 4; claims 76-77 are supported by paragraph 24; and claims 78-79 are supported by Examples 1 and 3 and original claim 8.

The new claims 57-77 each depend from an independent claim, and therefore are allowable over the prior art of record for the reasons set forth below. New independent claims 78 and 79, having limitations similar to the other independent claims, are each allowable for the same reasons discussed in detail below.

Applicants respectfully submit each of the above amendments is supported by the application as originally filed and that no new matter is introduced by way of these amendments.

Examiner Interview

Applicants thank the Examiner for the courtesy of a telephonic interview on August 1, 2011, the substance of which is accurately reflected in the Interview Summary mailed August 4, 2011.

Previous Submissions

In response to the remarks set forth on page 10, paragraph 2 of the February 16, 2011 Office Action regarding the second §1.132 Declaration of Geena Malhotra dated September 23, 2010 (the “*Malhotra II Declaration*”) and submitted with the September 24, 2010 Response to Office Action, and without conceding any deficiencies, Applicants respectfully submit that the stability testing set forth in the *Malhotra II Declaration* complies with the standards set forth in the ICH guideline Q1A(R2), Stability Testing of New Drug Substances and Products, attached hereto as Exhibit IV.

Furthermore, Applicants respectfully affirm, incorporate by reference herein, and reserve for purposes of appeal the various arguments for patentability set forth in the previous Responses to Office Action. Accordingly, the following remarks are focused on the new claim amendments and supporting declaratory evidence provided herewith.

Claim Rejections – 35 U.S.C. § 102

Claims 1-2, 9-10, 12-21, 30, 45 and 55-56 stand rejected as anticipated by EP 0780127 (“*Cramer*”). Independent claims 1 and 56 have been amended to recite “a pharmaceutically acceptable ester of fluticasone,” and claim 55 has been amended to recite “fluticasone propionate.” New independent claims 78 and 79 likewise recite “fluticasone propionate.” *Cramer* does not disclose the claimed pharmaceutically acceptable esters of fluticasone. Rather, *Cramer* discloses on page 3, lines 15-18:

Glucocorticoid agents most useful to the present invention include those selected from the group consisting of beclomethasone, flunisolide, triamcinolone, fluticasone, mometasone, budesonide, pharmaceutically acceptable salts thereof and mixtures thereof.

Thus, at most *Cramer* discloses, among other glucocorticoid agents, fluticasone and pharmaceutically acceptable salts thereof. *Cramer* does not disclose “a pharmaceutically acceptable ester of fluticasone” as recited in the amended claims. Applicants respectfully submit that the lack of teaching in *Cramer* regarding “a pharmaceutically acceptable ester of fluticasone” is further evidenced by the rejection of dependent claim 4, reciting “fluticasone propionate or fluticasone valerate,” under 35 U.S.C. §103 obviousness rather than §102 anticipation. That is, the Office Action has acknowledged that the specific esters recited in dependent claim 4 are not disclosed in *Cramer*, and thus are novel in view of *Cramer*. Thus, claims 55, 78, and 79 reciting “fluticasone propionate,” as well as claims 1 and 56 reciting “a pharmaceutically acceptable ester of fluticasone” are novel. Accordingly, Applicants respectfully submit that amended independent claims 1, 55, 56, 78, and 79, as well as claims 2, 9-10, 12-21, 30, 45 (and all other claims) depending therefrom, are novel over *Cramer* and that the §102 rejection has been overcome.

Further, claim 1 has been amended to recite “said pharmaceutical formulation is in a dosage form suitable for nasal administration.” Likewise, independent claims 55 and 56 each recite a “nasal spray,” and new independent claims 78 and 79 each recite an “aqueous suspension suitable for nasal administration.” On page 5, the Office Action notes that:

“*Cramer* discloses the preparation of nasal sprays. See Examples.”
(emphasis in original)

As will be discussed in more detail below, Applicants have provided herewith a declaration establishing that Example 3 of *Cramer* (identified by the April 28, 2010 Office Action, page 16, as the closest example) is inoperable and unacceptable as a pharmaceutical formulation in a

dosage form suitable for nasal administration. In order to be anticipating, a prior art reference must be enabling so that the claimed subject matter may be made or used by one skilled in the art. *Amgen Inc. v. Hoechst Marion Roussel, Inc.*, 314 F.3d 1313, 1354 (Fed. Cir. 2003) (“Long ago our predecessor court recognized that a non-enabled disclosure cannot be anticipatory (because it is not truly prior art) if that disclosure fails to ‘enable one of skill in the art to reduce the disclosed invention to practice.’” citing *In re Borst*, 52 C.C.P.A. 1398, 345 F.2d 851 (C.C.P.A. 1962)). Accordingly, the inoperability of *Cramer*’s closest example as cited by the Office Action is a further basis for the novelty of independent claims 1, 55, 56, 78, and 79 over *Cramer*, as well as claims 2, 9-10, 12-21, 30, 45 (and all other claims) depending therefrom.

Lastly, claim 1 has been amended to remove the language of previous dependent claim 5 directed to "fluticasone or a pharmaceutically acceptable ester thereof in an amount from about 50 micrograms/ml to about 5 mg/ml of the formulation," which was added to overcome the previous §102 anticipation rejection (subsequently reinstated by the present Examiner) and is now moot in view of the amendments set forth above.

Claim Rejections – 35 U.S.C. § 103

Claims 4, 7, 8, 11, 35, 36, 37, 38, 53, and 54 stand rejected under 35 U.S.C. § 103(a) as being unpatentable over *Cramer*.

Claims 22, 26-27, and 44 stand rejected under 35 U.S.C. § 103(a) as being unpatentable over *Cramer* in view of Modi, U.S. Patent No. 6,294,153 (hereinafter “*Modi*”).

Claims 1-2 and 6 stand rejected under 35 U.S.C. § 103(a) as being unpatentable over *Cramer* in view of Fassberg, et al., U.S. Patent No. 6,416,743 (hereinafter “*Fassberg*”).

Accordingly, the various §103 claim rejections are premised upon the application of the primary reference, *Cramer*, alone or in combination one of the secondary references, *Modi* or *Fassberg*.

A. Inoperability of *Cramer* Example 3 precludes a *prima facie* case of obviousness

In order to establish a *prima facie* case of obviousness, the Office Action must establish that the prior art teaches each and every element of the claimed invention, that the basis for any modification and/or combination of the prior art be clearly articulated, and that such modification and/or combination has a reasonable expectation of success. *See Graham v. John Deere Co. of Kansas City*, 383 U.S. 1, 22 (U.S. 1966) (an obviousness determination begins with a finding that “the prior art as a whole in one form or another contains all” of the elements of the claimed invention); *KSR Int’l Co. v. Teleflex, Inc.*, 127 S. Ct. 1727, 1741 (2007) (“[R]ejections on obviousness cannot be sustained by mere conclusory statements; instead, there must be some articulated reasoning with some rational underpinning to support the legal conclusion of obviousness.” (quoting *In re Kahn*, 441 F.3d 977, 988 (Fed. Cir. 2006))); *Life Technologies Inc. v. Clontech Laboratories Inc.*, 224 F.3d 1320, 56 USPQ2d 1186, 1190 (Fed.Cir. 2000) (“[f]or the [prior art] to render the claimed invention obvious, there must have been, at the time the invention was made, a reasonable expectation of success in applying [the prior art’s] teachings.”). Applicants respectfully submit the pending claims are patentable over the cited references because the Office Action fails to establish a *prima facie* case of obviousness in that *Cramer*, either alone or in combination, does not contain all the elements of the pending claims and the ordinarily skilled artisan would not have a reasonable expectation of success in modifying and/or combining *Cramer* given the inoperability thereof.

1. Cramer does not teach each and every element of the claimed invention

As noted above, each of the §103 rejections is premised upon the Office Action's application of *Cramer* as the primary reference. Furthermore, the April 28, 2010 Office Action at page 16 identified Example 3 of *Cramer* as the closest prior art example, and Applicants' previous §1.132 declaration was alleged to be deficient for failure to test against Example 3 of *Cramer*. While not admitting any previous deficiency, in an effort to substantively advance prosecution Applicants provide herewith the §1.132 Declaration of Geena Malhotra (the "*Malhotra III Declaration*") regarding Example 3 of *Cramer*. As set forth in the *Malhotra III Declaration*, Example 3 of *Cramer* was reproduced as described therein, and the formulation described in Example 3 of *Cramer* was found to be inoperable and unacceptable as a pharmaceutical formulation in a dosage form suitable for nasal administration. Specifically, as set forth in paragraph 9 of the *Malhotra III Declaration*:

9. From the observations set forth in paragraph 8, it is conclusive that the formulation described in Example 3 of *Cramer* is inoperable and unacceptable as a pharmaceutical formulation in a dosage form suitable for nasal administration for at least the following reasons:

- (A) Unacceptable settling and difficulty in resuspending – homogeneity of the active material in product is not expected to be maintained due to caking seen at the bottom of vial of the formulation;
- (B) Unacceptable jet rather than desired spray mist – after actuation of the nasal pump, the product comes out as jet (a stream of liquid forcefully shooting forth from the orifice) and not a spray (a mist of fine liquid particles), and due to which the drug is not expected to be suitably deposited on nasal mucosa; and
- (C) Unacceptable osmolality – It is widely known and accepted that nasal sprays are preferably isotonic (as is acknowledged by *Cramer* at page 3, lines 8 and 49) rather than hypertonic. Accordingly, the undesirable hyperosmotic (i.e., 554 mOsm/kg), hypertonic character of the product is expected to give rise to irritation of the nasal mucosa.

These experimental findings clearly establish that *Cramer's* Example 3 simply does not work as a nasal spray. A reference that lacks an enabling disclosure "may qualify as a prior art reference under §103, **but only for what is disclosed in it.**" *Reading & Bates Constr. Co. v. Baker Energy*

Resources Corp., 748 F.2d 645, 652, 223 USPQ 1168, 1173 (Fed.Cir. 1985) (emphasis added). Thus, while Example 3 of *Cramer* may persist as prior art for purposes of an obviousness analysis despite the demonstrated inoperability thereof, Example 3 can be cited ***only for what is disclosed in it*** – critically, a non-working, rather than working, example. Therefore, for at least the reasons noted above, *Cramer*'s Example 3 does not disclose a pharmaceutical composition in a dosage form suitable for nasal administration and, as such, cannot be cited as teaching the same. Accordingly, because *Cramer* does not teach or suggest a pharmaceutical formulation in a dosage form suitable for nasal administration as recited in the amended claims, *Cramer* does not teach each and every element as required for a proper *prima facie* case of obviousness. Accordingly, the Office Action has failed to establish a *prima facie* case of obviousness as to the pending claims.

2. The secondary references, *Modi* and *Fassberg*, do not cure the deficiencies of the primary reference, *Cramer*

In view of acknowledged shortcomings of *Cramer*, the Office Action relies upon *Modi* for teaching aerosol sprays and metered dose inhalers (see February 16, 2011 Office Action, page 7) and upon *Fassberg* for teaching a particle size less than 10 μm (see April 28, 2010 Office Action, page 10). Thus, neither of the secondary references is relied upon to cure the major deficiencies outlined above for the primary reference, *Cramer*. Accordingly (and without conceding the propriety of such combinations), neither the combination of *Cramer* and *Modi* nor *Cramer* and *Fassberg* establish a *prima facie* case of obviousness as to the pending claims because such combinations do not teach each and every element of the pending claims. Accordingly, the Office Action has failed to establish a *prima facie* case of obviousness as to the pending claims.

3. The inoperability of *Cramer* precludes a reasonable expectation of success and teaches away

Furthermore, the inoperability of *Cramer*'s Example 3 (which was deemed to be the closest prior art example) would discourage a person skilled in the art from further experimentation, and therefore would teach away from any further modifications to *Cramer* or from combining *Cramer* with a secondary reference. "A reference may be said to teach away when a person of ordinary skill, upon reading the reference, would be discouraged from following the path set out in the reference, or would be led in a direction divergent from the path that was taken by the applicant . . . [or] **if it suggests that the line of development flowing from the reference's disclosure is unlikely to be productive of the result sought by the applicant.**" *In re Gurley*, 27 F.3d 551, 553 (Fed. Cir. 1994) (emphasis added). "References that teach away cannot serve to create a *prima facie* case of obviousness." *See McGinley v. Franklin Sports*, 262 F.3d 1339, 1354 (Fed. Cir. 2001). Given that the pending claims are directed to formulations suitable for nasal administration and *Cramer*'s Example 3 is demonstrably unsuitable for such use, a person skilled in the art would be discouraged from following the path set forth in *Cramer*'s Example 3 as such is unlikely to be productive of the result sought by Applicants. Accordingly, a *prima facie* case of obviousness cannot be established on the basis of the prior art of record as the inoperability of *Cramer* precludes any reasonable expectation of success and teaches away from any further modifications and/or combinations with *Cramer*. Accordingly, the Office Action has failed to establish a *prima facie* case of obviousness as to the pending claims.

B. Secondary considerations indicate that the combination of azelastine and fluticasone is nonobvious

Even assuming *arguendo* the Office Action established a *prima facie* case of obviousness, which as demonstrated above it clearly has not, the following evidence of secondary considerations submitted herewith establishes that the pending claims are not obvious in view of the prior art of record. Under *Graham*, objective evidence of nonobviousness includes “commercial success, long-felt but unresolved needs, failure of others, copying, and unexpected results.” *Ruiz v. AB Chance Co.*, 234 F. 3d 654, 663 (Fed. Cir. 2000). As evidence of such secondary considerations, Applicants provide the following declarations under 37 C.F.R. §1.132: (1) Declaration of Dr. Sujeet Rajan (the “*Rajan Declaration*”) directed to the long felt need for the claimed pharmaceutical formulation; (2) Declaration of Dr. Joachim Maus (the “*Maus Declaration*”) directed to the unexpected, beneficial results from clinical studies of the claimed pharmaceutical formulation; and (3) Declaration of Mr. Nikhil Chopra (the “*Chopra Declaration*”) directed to the commercial success of the claimed pharmaceutical formulation. As described in detail below, the declarations establish the presence of a long-felt need stemming from shortcomings of traditional therapies, which is addressed with surprising clinical benefits and enviable commercial success by the claimed pharmaceutical formulation. These secondary considerations, in total, require a finding that the pending claims are not obvious, and therefore patentable, in view of the prior art of record.

1. The present invention addresses a long-felt need in the art

As set forth in *Graham*, the satisfaction of a long-felt need in the art is evidence of nonobviousness. As explained in detail in the *Rajan Declaration*, the claimed composition represents the fulfillment of a long-felt, but previously unmet, need by patients and healthcare practitioners for management of symptoms of allergic rhinitis (AR) and non-allergic vasomotor rhinitis. The *Rajan Declaration* describes in detail in paragraphs 10, 11, and 12 the long standing problems associated with traditional therapies such as nasal steroids alone, oral antihistamines alone, or combinations of nasal steroids and oral antihistamines. Furthermore, the *Rajan Declaration* explains in paragraphs 13 and 14 how the claimed composition solves many of these long standing problems via its superior efficacy, improved compliance and adherence with treatment, faster response time, and reduced side effects. Accordingly, the *Rajan Declaration* supports a conclusion that the claimed composition represents the fulfillment of a long-felt, but previously unmet, need by patients and healthcare practitioners for management of symptoms of AR and non-allergic vasomotor rhinitis. Accordingly, the invention embodied in the pending claims is not obvious given that it meets the long-felt need outlined above.

2. The present invention solves the long-felt need with surprising clinical results

A showing of unexpected results may rebut a *prima facie* case of obviousness, and is particularly applicable in the inherently unpredictable chemical arts where minor changes may yield substantially different results. See e.g., *In re Soni*, 34 USPQ2d 1684, 1687 (Fed. Cir. 1995). The same is equally true in the pharmaceutical arts, which the Federal Circuit has noted are similarly unpredicable. See *Pfizer Inc. v. Apotex Inc.*, 488 F3d 1377, 82 USPQ2d 1852, 1857 (Fed.Cir. 2007) (Rader, J., dissenting from the denial of rehearing en banc) (referencing the “unpredictable pharmaceutical inventions . . .”). As explained in detail in the *Maus Declaration*, at

the time of the filing of the instant '016 application, the clinically significant effect obtained from administering fluticasone propionate and azelastine hydrochloride in an intranasal pharmaceutical composition would not have been predictable. The *Maus Declaration* describes in paragraphs 7-16 the protocol and results of two clinical studies of the claimed composition. The study results showed that the presently claimed intranasal combination therapy provided five unexpected benefits: (1) an improvement in nasal symptoms as measured by rTNSS, (2) an increase in the number of patients who responded to treatment, (3) a faster response time, (4) improved quality of life, and (5) an improvement in ocular symptoms. These beneficial and superior results associated with the presently claimed intranasal combination therapy were especially surprising in view of extensive studies involving combining a nasal steroid with an oral antihistamine where either no or minimal additional clinical benefit was obtained. The *Maus Declaration* explains in detail in paragraphs 18-22 the disappointing results obtained from studies involving combining a nasal steroid with an oral antihistamine. Moreover, the disappointing results from studies dating back to 1989 further demonstrate the failure of others and the long-felt need described above, and how the unexpected benefits of the claimed composition meet the long-felt need. Accordingly, the *Maus Declaration* supports a conclusion that the superior results obtained for the fluticasone propionate and azelastine hydrochloride combination intranasal formulation, namely, (1) reduced rTNSS, (2) an increase in the number of patients who responded to treatment, (3) a faster response time, (4) improved quality of life, and (5) an improvement in ocular symptoms, would clearly have been unexpected at the time of filing the instant '016 application. Accordingly, the invention embodied in the pending claims is not obvious given that it demonstrates unexpected, beneficial results.

3. The present invention has been commercially successful, leading to copying by others

Commercial success is a strong factor favoring nonobviousness. *See e.g., Akzo N.V. v. United States Int'l Trade Comm'n*, 1 USPQ2d 1241, 1246 (Fed. Cir. 1986). As explained in detail in the *Chopra Declaration*, the sales of Duonase[®] nasal spray (a commercial embodiment of the claimed composition sold in India), relative to the sales of other subsequent and closely copied brand products in India, indicate a level of commercial success for Duonase[®] nasal spray that supports the non-obviousness of the claimed composition. The *Chopra Declaration* describes in paragraphs 6 and 8 that Cipla created the market for the claimed composition by launching Duonase[®] nasal spray in 2004 in India, which sold 167,826 units within the first year thereafter. Paragraphs 9-11 of the *Chopra Declaration* establish that the claimed composition has been widely copied by other companies in India. "Copying is additional evidence of nonobviousness." *Avia Group International Inc. v. L.A. Gear California Inc.*, 853 F2d 1557, 7 USPQ2d 1548, 1554 (Fed.Cir. 1988). The *Chopra Declaration* shows in paragraphs 12 and 13 that the overall market for the claimed formulation has grown at about 21% annually since inception, and that Duonase[®] nasal spray has maintained a leading role since inception despite the flood of copycat formulations entering the market. Accordingly, the *Chopra Declaration* establishes the commercial success for Duonase[®] nasal spray as demonstrated by the growth of the overall market since creation by Cipla, the continued growth of sales for Duonase[®] nasal spray, and the rapid, wide-spread, and on-going copying by competitors supports the non-obviousness of the claimed composition. Accordingly, the invention embodied in the pending claims is not obvious given that it is commercially successful.

4. The secondary considerations require a finding of nonobviousness

As established above, the claimed pharmaceutical formulation fills a long-felt need in the art while displaying unexpected, beneficial results and is commercially successful and copied by others. Accordingly, the totality of the secondary considerations requires a finding that the pending claims are not obvious, and therefore patentable, in view of the prior art of record.


CONCLUSION

Consideration of the foregoing amendments and remarks, reconsideration of the application, and withdrawal of the rejections are respectfully requested by Applicants. No new matter is introduced by way of the amendment. It is believed that each ground of rejection raised in the Office Action dated February 16, 2011 has been fully addressed. If any fee is due as a result of the filing of this paper, please appropriately charge such fee to Deposit Account Number 50-1515 of Conley Rose, P.C., Texas. If a petition for extension of time is necessary in order for this paper to be deemed timely filed, please consider this a petition therefore.

If a telephone conference would facilitate the resolution of any issue or expedite the prosecution of the application, the Examiner is invited to telephone the undersigned at the telephone number given below.

Respectfully submitted,
CONLEY ROSE, P.C.

Date: 8-16-11



Rodney B. Carroll
Reg. No. 39,624

5601 Granite Parkway, Suite 750
Plano, Texas 75024
(972) 731-2288 (Telephone)
(972) 731-2289 (Facsimile)

ATTORNEY FOR APPLICANTS

PRODUCT SPECIFICATION SHEET

Avicel® RC-591

microcrystalline cellulose
and carboxymethylcellulose sodium NF, Ph. Eur.

Compendial Standards	Specifications
Identification	Passes
Viscosity, 1.2% solids, 120 sec, cps	39 - 91
pH	6.0 - 8.0
Loss on drying, %	NMT 6.0 *
Residue on ignition, %	NMT 5.0
Heavy metals, %	NMT 0.001
Assay for sodium carboxymethylcellulose, %	8.3 - 13.8
Clarity of solution	Soluble
Additional FMC Specifications	
Particle size (Air Jet):	
wt. % + 60 mesh (250 microns)	NMT 0.1
wt. % + 325 mesh (45 microns)	NMT 45
Microbial limits:	
Total aerobic microbial count, cfu/g	NMT 100
Total yeast and mold count, cfu/g	NMT 20
<i>Pseudomonas aeruginosa</i>	Absent in a 10g sample
<i>Escherichia coli</i>	Absent in a 10g sample
<i>Staphylococcus aureus</i>	Absent in a 10g sample
<i>Salmonella</i> species	Absent in a 10g sample

This product meets the requirements for Residual Solvents in the *United States Pharmacopeia* <467> and complies with the ICH Guide Q3C for Residual Solvents.

Storage conditions: Store at ambient conditions. Keep containers sealed; material is very hygroscopic.

Re-evaluation date: Three (3) years from date of manufacture, if storage conditions stated above are observed.

Re-evaluation requirements: FMC recommends that after the above re-evaluation date, the customer perform the loss on drying and viscosity tests.

*More restrictive than compendium
NMT = Not More Than

FMC Corporation

FMC BioPolymer

United States:

Philadelphia, Pennsylvania

Sales/Technical

Assistance: 1 215 299 6534
Fax: 1 215 299 6669
Customer Service: 1 800 526 3649
Fax: 1 215 299 6475

Europe:

Brussels, Belgium

Sales/Technical

Assistance: + 32 2 775 8311
Fax: + 32 2 775 8300
Customer Service: + 353 21 4354 133
Fax: + 353 21 4353 057

Asia-Pacific:

Hong Kong

Tel: + 852 2839 6600
Fax: + 852 2576 3770

Tokyo, Japan

Tel: + 81 3 3402 3739
Fax: + 81 3 3402 3700

Shanghai, China

Tel: + 8621 5427 1177
Fax: + 8621 5427 0193

Latin America:

Montevideo, Uruguay

Tel/Fax: + 5982 6043030
Tel/Fax: + 5982 6043104

Middle East:

Amman, Jordan

Tel: + 962 6 4618150
Fax: + 962 6 4618156

Visit our web site at

www.fmcbiopolymer.com

e-Mail: pharm_info@fmc.com

Patents

FMC Corporation does not warrant against infringement of patents of third parties by reason of any uses made of the product in combination with other material or in the operation of any process, and purchasers assume all risks of patent infringement by reason of any such use, combination or operation. The products, processes and uses thereof described herein are covered by one or more patent applications or patents.

Warranty

Because of the numerous factors affecting results, FMC ingredients are sold on the understanding that purchasers will make their own tests to determine the suitability of these products for their particular purpose. The several uses suggested by FMC BioPolymer are presented only to assist our customers in exploring possible applications. All information and data presented are believed to be accurate and reliable, but are presented without the assumption of any liability by FMC BioPolymer.

Technical Service

The information contained in this bulletin is intended to be general in nature. Techniques and data pertaining to specific uses for FMC ingredients and new developments will be published periodically in the form of supplemental application bulletins. Our technical staff is ready to offer assistance in the use of Avicel® microcrystalline cellulose products.

Regulatory Status

Avicel® RC/CL colloid-forming, attrited mixtures of microcrystalline cellulose and carboxymethylcellulose sodium meet the standards set forth in the *United States Pharmacopeia/National Formulary* for microcrystalline cellulose and carboxymethylcellulose sodium and in the *European Pharmacopoeia* for microcrystalline cellulose and carmellose sodium.

Microcrystalline cellulose is generally recognized as safe (GRAS) by qualified experts. FMC maintains a Type IV Drug Master File at the U.S. Food and Drug Administration.

The following are trademarks or service marks of FMC Corporation or its subsidiaries, which may be Registered U.S. Patent & Trademark Office and in other countries: FMC Logo, Avicel, The Science of Formulation.

© 2003 FMC Corporation. All rights reserved. 02/23/09.RS

PRODUCT SPECIFICATION BULLETIN

Avicel® CL-611

microcrystalline cellulose
and carboxymethylcellulose sodium, NF, Ph. Eur.

Compendial Standards	Specifications
Identification	Passes
Viscosity, 2.6% solids, 120 sec, cps	50 - 118
pH	6.0 - 8.0
Loss on drying, %	NMT 6.0 *
Residue on ignition, %	NMT 5.0
Heavy metals, %	NMT 0.001
Assay for sodium carboxymethylcellulose, %	11.3 - 18.8
Clarity of solution	Soluble
Additional FMC Specifications	
Particle size (Air Jet):	
wt. % + 60 mesh (250 microns)	NMT 0.1
wt. % + 325 mesh (65 microns)	NMT 50
Microbial limits:	
Total aerobic microbial count, cfu/g	NMT 100
Total yeast and mold count, cfu/g	NMT 20
<i>Pseudomonas aeruginosa</i>	Absent in a 10g sample
<i>Escherichia coli</i>	Absent in a 10g sample
<i>Staphylococcus aureus</i>	Absent in a 10g sample
<i>Salmonella species</i>	Absent in a 10g sample

This product meets the requirements for Residual Solvents in the *United States Pharmacopeia* <467> and complies with the ICH Guide Q3C for Residual Solvents.

Storage conditions: Store at ambient conditions. Keep containers sealed; material is very hygroscopic.

Re-evaluation date: Three (3) years from date of manufacture, if storage conditions stated above are observed.

Re-evaluation requirements: FMC recommends that after the above re-evaluation date, the customer perform the loss on drying and viscosity tests.

*More restrictive than compendium
NMT = Not More Than

FMC Corporation

FMC BioPolymer

United States:

Philadelphia, Pennsylvania
Sales/Technical

Assistance: 1 215 299 6534
Fax: 1 215 299 6669
Customer Service: 1 800 526 3649
Fax: 1 215 299 6475

Europe:

Brussels, Belgium
Sales/Technical

Assistance: + 32 2 775 8311
Fax: + 32 2 775 8300
Customer Service: + 353 21 4354 133
Fax: + 353 21 4353 057

Asia-Pacific:

Hong Kong

Tel: + 852 2839 6600
Fax: + 852 2576 3770

Tokyo, Japan

Tel: + 81 3 3402 3739
Fax: + 81 3 3402 3700

Shanghai, China

Tel: + 8621 5427 1177
Fax: + 8621 5427 0193

Latin America:

Montevideo, Uruguay

Tel/Fax: + 5982 6043030
Tel/Fax: + 5982 6043104

Middle East:

Amman, Jordan

Tel: + 962 6 4618150
Fax: + 962 6 4618156

Visit our web site at
www.fmcbiopolymer.com
e-Mail: pharm_info@fmc.com

Patents

FMC Corporation does not warrant against infringement of patents of third parties by reason of any uses made of the product in combination with other material or in the operation of any process, and purchasers assume all risks of patent infringement by reason of any such use, combination or operation. The products, processes and uses thereof described herein are covered by one or more patent applications or patents.

Warranty

Because of the numerous factors affecting results, FMC ingredients are sold on the understanding that purchasers will make their own tests to determine the suitability of these products for their particular purpose. The several uses suggested by FMC BioPolymer are presented only to assist our customers in exploring possible applications. All information and data presented are believed to be accurate and reliable, but are presented without the assumption of any liability by FMC BioPolymer.

Technical Service

The information contained in this bulletin is intended to be general in nature. Techniques and data pertaining to specific uses for FMC ingredients and new developments will be published periodically in the form of supplemental application bulletins. Our technical staff is ready to offer assistance in the use of Avicel® microcrystalline cellulose products.

Regulatory Status

Avicel® RC/CL colloid-forming, attrited mixtures of microcrystalline cellulose and carboxymethylcellulose sodium meet the standards set forth in the *United States Pharmacopoeia/National Formulary* for microcrystalline cellulose and carboxymethylcellulose sodium and in the *European Pharmacopoeia* for microcrystalline cellulose and carmellose sodium.


Microcrystalline cellulose is generally recognized as safe (GRAS) by qualified experts. FMC maintains a Type IV Drug Master File at the U.S. Food and Drug Administration.

The following are trademarks or service marks of FMC Corporation or its subsidiaries, which may be Registered U.S. Patent & Trademark Office and in other countries: FMC Logo, Avicel, The Science of Formulation.

© 2003 FMC Corporation. All rights reserved. 02/23/09.RS



Not Just Products. Partners.



Avicel[®] RC/CL

Microcrystalline Cellulose
And Carboxymethylcellulose
Sodium, NF
Dispersible Cellulose, BP

Specifications and
Analytical Methods

Avicel® RC/CL

Microcrystalline Cellulose and
Carboxymethylcellulose Sodium, NF

Introduction

Avicel® RC/CL types of microcrystalline cellulose (MCC) are water dispersible products for use in pharmaceutical preparations. They contain sodium carboxymethylcellulose (NaCMC) to aid dispersion and to serve as a protective colloid.

There are three types of Avicel RC/CL: RC-581, RC-591, and CL-611. All types are off-white, odorless, and tasteless hygroscopic powders. They are insoluble in organic solvents and dilute acids, and partially soluble in both dilute alkali and water (CMC fraction).

To achieve maximum dispersion, RC-581 requires high shear mixing while RC-591 and CL-611 require low shear mixing. With RC-581, RC-591, and CL-611, approximately 60% of the particles in the dispersion are less than 0.2 micron when properly dispersed. Concentrations of less than 1% solids produce fluid dispersions, while concentrations of more than 1.2% solids produce thixotropic gels. CL-611 needs a level slightly higher than 1.2% for thixotropy. Avicel RC-581, RC-591, and CL-611 are listed as microcrystalline cellulose and carboxymethylcellulose sodium in the *U.S. Pharmacopeia/National Formulary* and as dispersible cellulose in the *British Pharmacopoeia*.

Table I — Chemical and Physical Specifications

Microcrystalline Cellulose and Carboxymethylcellulose Sodium, NF			
Product	Avicel RC-581	Avicel RC-591	Avicel CL-611
Loss on drying, %	NMT 5.0	NMT 5.0	NMT 5.0
Moisture, %	NMT 6.001	NMT 6.001	NMT 6.001
pH	4.0 - 8.0	6.0 - 8.0	6.0 - 8.0
Flow Function, 100 mesh	100 mesh	100 mesh	100 mesh
	NMT 0.1	NMT 0.1	NMT 0.1
Flow Function, 400 mesh	400 mesh	400 mesh	400 mesh
	NMT 0.5	NMT 0.5	NMT 0.5
pH	4.0 - 8.0	6.0 - 8.0	6.0 - 8.0
Viscosity, cP	72 - 168 (1.2% solids)	90 - 91 (1.2% solids)	50 - 110 (2.8% solids)
Residue on ignition, %	NMT 5.0	NMT 5.0	NMT 5.0
Not more than			

Table II — Microbiological Specifications

Total aerobic microbe count/g	10 ⁶
Total yeast and mold count/g	10 ⁵
Enterobacteriaceae	None present in 10g sample
Staphylococcus aureus	None present in 10g sample
Salmonella species	None present in 10g sample
Pseudomonas aeruginosa	None present in 10g sample

Assay, Sodium Carboxymethylcellulose Content

Follow the procedure outlined in the *USP/NF*.

The assay procedure is based on the fact that Avicel[®] RC/CL types are produced by drying a blend of microcrystalline cellulose (which contains only trace levels of sodium) with sodium carboxymethylcellulose. The sodium content of sodium carboxymethylcellulose may vary from 6.98 to 8.50% (average 7.75%).

A sodium content of 7.75% corresponds to a degree of substitution of 0.75. For convenience in calculating the results of the assay, the average figure of 7.75% is assumed and used for the sodium content of the sodium carboxymethylcellulose. The percent sodium carboxymethylcellulose in Avicel[®] RC/CL may be calculated by dividing the percent sodium in an Avicel RC/CL sample by the average percent sodium in sodium carboxymethylcellulose (NaCMC).

Although the quantity of sodium carboxymethylcellulose used in producing Avicel RC /CL is controlled within the limits $\pm 1\%$, the assay calculation using Equation 1 may show results of $\pm 2\%$. This is because the average sodium content of 7.75% is used in Equation 1. If it were practical to determine the exact amount of sodium in each batch of sodium carboxymethylcellulose and to use this figure in the assay calculation instead of the average figure of 7.75%, the assay calculation would, of course, show the true results within the specified manufacturing limits of $\pm 1\%$. The procedure for measuring the sodium content of sodium carboxymethylcellulose is based on ASTM Designation D1439-83A (Method B, nonaqueous titration).

Procedure

Accurately weigh 2,000 mg of Avicel RC or CL MCC (dry basis) to the nearest mg and transfer to a 250 mL glass-stoppered conical flask. Add 75 mL glacial acetic acid, connect the flask to water-cooled condenser, and reflux gently on a hot plate for 2 hours. Cool to room temperature, transfer the dispersion to a 250 mL beaker with the aid of 50 mL of glacial acetic acid, and titrate 0.1N perchloric acid in dioxane. Determine the endpoint potentiometrically. Each mL of 0.1N perchloric acid is equivalent to 29.6 mg of sodium carboxymethylcellulose.

Table III — Calculations

NaCMC	=	$\frac{29.6 (A) (B)}{(C) (D) (E)}$
A	=	mLs of perchloric acid used
B	=	Normality of HClO ₄ used
C	=	Weight of sample in grams
D	=	% H ₂ O of sample
29.6	=	mg NaCMC per mL of 0.1N HClO ₄

Viscosity

Follow the procedure outlined in the *USP/NF* <911>.

Absolute viscosity readings in centipoises cannot be measured on Avicel[®] RC or CL dispersions. Because Avicel RC/CL is a dispersion of microcrystalline cellulose colloidal particles, only an apparent viscosity can be measured. Therefore, the following method must be performed exactly as stated in order to obtain comparable results. Because apparent viscosity is measured, spindle/speed conversions cannot be made.

The test procedure for Avicel RC/CL is based on viscosity readings taken with a Brookfield[®] viscometer using the No. 1 spindle at 20 rpm. A dispersion* is prepared with a Waring Blendor[®] mixer, using a 1,000 mL bowl, at a speed of greater than 18,000 rpm with no load. The Waring Blendor speed is controlled by a Powerstat[®] transformer. A Powerstat setting that provides a line voltage of 115 volts should be used. The Powerstat permits increasing the Waring Blendor speed gradually to avoid splashing.

Procedure

1. Determine the moisture content of Avicel RC/CL powder by drying to a constant weight at 105°C.
2. Add 587±1 mL of distilled or deionized water to the Waring Blendor bowl.
3. Determine the amount of powder, in grams, to be used in preparing the dispersion as follows:
 - a) RC-581 and RC-591 use 1.2% dispersion; weight of powder = (594 x 1.2)% solids of powder.
 - b) CL-611 uses 2.6% dispersion; weight of powder = (603 x 2.6)% solids of powder.
4. Weigh the specified amount of powder to ± 0.01g on weighing paper.
5. Start the Waring Blendor at a Powerstat setting of 30 volts and add the powder to the distilled water. The powder should be added carefully to prevent it from sticking to the sides of the bowl or dropping directly onto the mixing blades. Cover the blender.
6. After the powder has been added and 15 seconds have elapsed since first introducing the powder at a Powerstat setting of 30, adjust the Powerstat setting to 115 volts and mix for two minutes.
7. When the mixing is completed, place the blender bowl under the Brookfield viscometer and lower the No. 1 spindle into the dispersion to the mark on the spindle. Check that viscometer is level and tap the bowl for air bubbles.
8. After 30 seconds have elapsed since the cessation of mixing, start the viscometer spindle rotating at 20 rpm.
9. After the viscometer rotates for 30 seconds, depress clutch, stop the viscometer, and read the value on the 0-100 scale. This value is converted to centipoise by multiplying the reading by a factor of 5.

pH

Follow the procedure outlined in the *USP/NF* <791>; between 6.0 and 8.0 determined on the dispersion prepared in the test for viscosity.

Residue on Ignition

Follow the procedure outlined in the *USP/NF* <281>; not more than 5.0%.

Storage/Stability

Store in cool, dry place and avoid exposure to excessive heat.

This product is hygroscopic and should not be exposed to moisture. It should maintain functional properties for at least two years. Product release specifications are guaranteed at the time of purchase.

Sodium Content

The sodium contribution from the carboxymethylcellulose is typically as follows:

RC-581	0.8%
CL-611	1.2%
RC-591	0.8%

Lot Numbering System

Lot numbers of products are assigned so that product type and time of manufacture may be identified. The characters of a lot number represent as follows:

First character:	The product type
Second character:	The year of production
Third & fourth characters:	The week of production
Fifth character:	Site of manufacture

The following provides the information necessary to distinguish between RC /CL types and the manufacturing sites of Avicel microcrystalline cellulose and carboxymethylcellulose sodium, NF.

First Character	Fifth Character
B = RC-581	N = Newark, DE
D = RC-591	manufacturing site
E = CL-611	C = Cork, Ireland
	manufacturing site

*A Waring Blendor 700 series (800 series for Europe) should be used for this test.

Rheological Properties

Avicel® RC/CL gels are highly thixotropic and have a finite yield value at low concentrations. Please refer to the Avicel® RC-591 applications brochure for additional information on rheological properties and applications.

Preparation of Colloidal Dispersions

Analytical results, as well as applications of Avicel RC/CL types, depend on the development of maximum colloidal dispersions. Dispersions should be prepared with USP purified water. Recommended mixers include: Cowles® dissolver, Waring Blendor® mixer, and colloid mill for RC-581; and Lightnin™ mixer for RC-591 and CL-611. Additional dispersion information is included in the RC-591 applications brochure.

Analytical Procedures for Avicel RC/CL

Description

Avicel RC/CL types are colloidal forms of micro-crystalline cellulose which have been blended with sodium carboxymethylcellulose and coprocessed. They are white, odorless, hygroscopic powders. They are readily dispersed in water with moderate to high shear mixing to form white, opaque, colloidal thixotropic gels. Avicel RC/CL types are insoluble in organic solvents and dilute acids, and partially soluble in both dilute alkali and water (CMC fraction).

Identification

Follow the procedure in the *U.S. Pharmacopeia/ National Formulary*.

1. Add 6 grams of powder to 300 mL of distilled water contained in a 1,000 mL Waring Blendor® bowl and stir at line voltage of 115 volts (18,000 rpm) for 5 minutes; a white, opaque, bubble-free dispersion forms that does not sediment on standing.

2. Add several drops of the dispersion prepared above to a 10% aluminum chloride solution; each drop coagulates into a white, opaque clot that does not disperse on standing.
3. The dispersion is not colored purplish blue to blue by iodine test solution.

Loss on Drying

Follow the procedure outlined in the *USP/NF <731>*.
Dry Avicel RC/CL to a constant weight at 105°C.

Heavy Metals

Follow the procedure outlined in the *USP/NF* using Method II <231>; 0.001%.

Table IV — Particle Size

Type	Mesh Size	Grams	Time (min)
RC-581	+ 60	100	5
RC-591	+ 200	50	5
RC-591	+ 60	100	1
RC-591	+ 125	10	5
CL-611	+ 60	100	1
CL-611	+ 125	10	1

Note: Different methods of sieving particle size determination such as Ro-Tap® stack sieve, laser diffraction, and sonic sifter will yield different results.

FMC Corporation

FMC BioPolymer

United States

Philadelphia, Pennsylvania

Sales/Technical Assistance:
Tel: 1 215 299 6534
Fax: 1 215 299 6669

Customer Service:
Tel: 1 800 526 3649
Fax: 1 215 299 6475

Europe

Brussels, Belgium

Sales/Technical Assistance:
Tel: +32 2 775 8311
Fax: +32 2 775 8300

Customer Service:
Tel: +353 21 4354 133
Fax: +353 21 4353 057

Asia-Pacific

Hong Kong

Tel: +852 2899 6600
Fax: +852 2576 3770

Tokyo, Japan

Tel: +81 3 3402 3739
Fax: +81 3 3402 3700

Latin America

Montevideo, Uruguay

Tel/Fax: +5962 6043030
Tel/Fax: +5962 6043104

Middle East

Amman, Jordan

Tel: +962 6 4618150
Fax: +962 6 4618156

www.fmcbiopolymer.com

pharm_info@fmc.com

Patents

FMC Corporation does not warrant against infringement of patents of third parties by reason of any uses made of the product in combination with other material or in the operation of any process, and purchasers assume all risks of patent infringement by reason of any such use, combination or operation.

The products, processes and uses thereof described herein are covered by one or more patent applications or patents.

Warranty

Because of the numerous factors affecting results, FMC ingredients are sold on the understanding that purchasers will make their own test to determine the suitability of these products for their particular purpose. The several uses suggested by FMC Corporation are presented only to assist our customers in exploring possible applications. All information and data presented are believed to be accurate and reliable but are presented without the assumption of any liability by FMC Corporation.

Technical Service

The information contained in this bulletin is intended to be general in nature. Techniques and data pertaining to specific uses for FMC ingredients and new developments will be published periodically in the form of supplemental application bulletins. Our technical staff is ready to offer assistance in the use of Avicel® microcrystalline cellulose products.

Regulatory Status

Avicel RC/CL, a colloid forming attrited mixture of microcrystalline cellulose and carboxymethylcellulose sodium, meet the standards set forth in the *United States Pharmacopoeia/National Formulary* for "microcrystalline cellulose and carboxymethylcellulose sodium" and in the *British Pharmacopoeia* for dispersible cellulose.

The colloid forming attrited mixtures of microcrystalline cellulose and sodium carboxymethylcellulose are generally recognized as safe (GRAS) by qualified experts. FMC maintains a Type IV Drug Master File (Excipients) to support the use of Avicel RC/CL in drug products.

FMC, Avicel and Not Just Products. Partners. - FMC trademarks.
©1995 FMC Corporation. All rights reserved.

Cowles - Trademark of Cowles Dissolver Co. Inc.
Waring Blendor - Trademark of Dynamics Corp. of America
Lightnin' - Trademark of Mixing Equipment Co. Inc.
Powerstat - Trademark of Superior Electric Co.
Flo-Tap - Trademark of The W.S. Tyler Co.
Brookfield - Trademark of Brookfield Engineering Laboratories, Inc.
Alpine - Trademark of AG Hosokawa Alpine

RC-16 Updated 10/95
(2/99)

INTERNATIONAL CONFERENCE ON HARMONISATION OF TECHNICAL
REQUIREMENTS FOR REGISTRATION OF PHARMACEUTICALS FOR HUMAN USE

ICH HARMONISED TRIPARTITE GUIDELINE

STABILITY TESTING OF
NEW DRUG SUBSTANCES AND PRODUCTS
Q1A(R2)

Recommended for Adoption
at Step 4 of the ICH Process
on 6 February 2003
by the ICH Steering Committee

This Guideline has been developed by the appropriate ICH Expert Working Group and has been subject to consultation by the regulatory parties, in accordance with the ICH Process. At Step 4 of the Process the final draft is recommended for adoption to the regulatory bodies of the European Union, Japan and USA.

COVER NOTE FOR REVISION OF Q1A(R)
STABILITY TESTING OF
NEW DRUG SUBSTANCES AND PRODUCTS

The purpose of this note is to outline the changes made in Q1A(R) that result from adoption of ICH Q1F “Stability Data Package for Registration Applications in Climatic Zones III and IV”. These changes are:

1. The intermediate storage condition has been changed from $30^{\circ}\text{C} \pm 2^{\circ}\text{C}/60\% \text{RH} \pm 5\% \text{RH}$ to $30^{\circ}\text{C} \pm 2^{\circ}\text{C}/65\% \text{RH} \pm 5\% \text{RH}$ in the following sections:
 - 2.1.7.1 Drug Substance - Storage Conditions - General Case
 - 2.2.7.1 Drug Product - Storage Conditions - General Case
 - 2.2.7.3 Drug products packaged in semi-permeable containers
 - 3 Glossary - “Intermediate testing”

2. $30^{\circ}\text{C} \pm 2^{\circ}\text{C}/65\% \text{RH} \pm 5\% \text{RH}$ can be a suitable alternative long-term storage condition to $25^{\circ}\text{C} \pm 2^{\circ}\text{C}/60\% \text{RH} \pm 5\%$ in the following sections:
 - 2.1.7.1 Drug Substance - Storage Conditions - General Case
 - 2.2.7.1 Drug Product - Storage Conditions - General Case

3. $30^{\circ}\text{C} \pm 2^{\circ}\text{C}/35\% \text{RH} \pm 5\% \text{RH}$ has been added as a suitable alternative long-term storage condition to $25^{\circ}\text{C} \pm 2^{\circ}\text{C}/40\% \text{RH} \pm 5\%$ and the corresponding example for the ratio of water-loss rates has been included in the following section:
 - 2.2.7.3 Drug products packaged in semi-permeable containers

Mid-stream switch of the intermediate storage condition from $30^{\circ}\text{C} \pm 2^{\circ}\text{C}/60\% \text{RH} \pm 5\% \text{RH}$ to $30^{\circ}\text{C} \pm 2^{\circ}\text{C}/65\% \text{RH} \pm 5\% \text{RH}$ can be appropriate provided that the respective storage conditions and the date of the switch are clearly documented and stated in the registration application.

It is recommended that registration applications contain data from complete studies at the intermediate storage condition $30^{\circ}\text{C} \pm 2^{\circ}\text{C}/65\% \text{RH} \pm 5\% \text{RH}$, if applicable, by three years after the date of publication of this revised guideline in the respective ICH tripartite region.

**STABILITY TESTING OF
STABILITY TESTING OF NEW DRUG SUBSTANCES AND PRODUCTS
ICH Harmonised Tripartite Guideline**

First Recommended for Adoption at *Step 4* of the ICH Process on 27 October 1993.

Revised under *Step 2* of the ICH Process on 7 October 1999 and Recommended for Adoption at
Step 4 of the ICH Process on 8 November 2000.

This guideline has been Revised a second time and has reached *Step 4* of the ICH Process at the
ICH Steering Committee meeting on 6 February 2003. It is recommended for adoption to the three
regulatory parties to ICH

TABLE OF CONTENTS

1. INTRODUCTION	1
1.1. Objectives of the Guideline	1
1.2. Scope of the Guideline	1
1.3. General Principles	1
2. GUIDELINES	1
2.1. Drug Substance	1
2.1.1. General	1
2.1.2. Stress Testing.....	1
2.1.3. Selection of Batches	2
2.1.4. Container Closure System	2
2.1.5. Specification	2
2.1.6. Testing Frequency	2
2.1.7. Storage Conditions	3
2.1.8. Stability Commitment.....	4
2.1.9. Evaluation	5
2.1.10. Statements/Labeling	5

2.2. Drug Product	5
2.2.1. General	5
2.2.2. Photostability Testing	6
2.2.3. Selection of Batches.....	6
2.2.4. Container Closure System	6
2.2.5. Specification	6
2.2.6. Testing Frequency	6
2.2.7. Storage Conditions.....	7
2.2.8. Stability Commitment.....	10
2.2.9. Evaluation	11
2.2.10. Statements/Labeling.....	11
3. GLOSSARY	12
4. REFERENCES	15

STABILITY TESTING OF NEW DRUG SUBSTANCES AND PRODUCTS

1. INTRODUCTION

1.1. Objectives of the Guideline

The following guideline is a revised version of the ICH Q1A guideline and defines the stability data package for a new drug substance or drug product that is sufficient for a registration application within the three regions of the EC, Japan, and the United States. It does not seek necessarily to cover the testing for registration in or export to other areas of the world.

The guideline seeks to exemplify the core stability data package for new drug substances and products, but leaves sufficient flexibility to encompass the variety of different practical situations that may be encountered due to specific scientific considerations and characteristics of the materials being evaluated. Alternative approaches can be used when there are scientifically justifiable reasons.

1.2. Scope of the Guideline

The guideline addresses the information to be submitted in registration applications for new molecular entities and associated drug products. This guideline does not currently seek to cover the information to be submitted for abbreviated or abridged applications, variations, clinical trial applications, etc.

Specific details of the sampling and testing for particular dosage forms in their proposed container closures are not covered in this guideline.

Further guidance on new dosage forms and on biotechnological/biological products can be found in ICH guidelines Q1C and Q5C, respectively.

1.3. General Principles

The purpose of stability testing is to provide evidence on how the quality of a drug substance or drug product varies with time under the influence of a variety of environmental factors such as temperature, humidity, and light, and to establish a re-test period for the drug substance or a shelf life for the drug product and recommended storage conditions.

The choice of test conditions defined in this guideline is based on an analysis of the effects of climatic conditions in the three regions of the EC, Japan and the United States. The mean kinetic temperature in any part of the world can be derived from climatic data, and the world can be divided into four climatic zones, I-IV. This guideline addresses climatic zones I and II. The principle has been established that stability information generated in any one of the three regions of the EC, Japan and the United States would be mutually acceptable to the other two regions, provided the information is consistent with this guideline and the labeling is in accord with national/regional requirements.

2. GUIDELINES

2.1. Drug Substance

2.1.1. General

Information on the stability of the drug substance is an integral part of the systematic approach to stability evaluation.

2.1.2. Stress Testing

Stress testing of the drug substance can help identify the likely degradation products, which can in turn help establish the degradation pathways and the intrinsic stability of the molecule and validate the stability indicating power of the analytical procedures used. The nature of the stress testing will depend on the individual drug substance and the type of drug product involved.

Stress testing is likely to be carried out on a single batch of the drug substance. It should include the effect of temperatures (in 10°C increments (e.g., 50°C, 60°C, etc.) above that for accelerated testing), humidity (e.g., 75% RH or greater) where appropriate, oxidation, and photolysis on the drug substance. The testing should also evaluate the susceptibility of the drug substance to hydrolysis across a wide range of pH values when in solution or suspension. Photostability testing should be an integral part of stress testing. The standard conditions for photostability testing are described in ICH Q1B.

Examining degradation products under stress conditions is useful in establishing degradation pathways and developing and validating suitable analytical procedures. However, it may not be necessary to examine specifically for certain degradation products if it has been demonstrated that they are not formed under accelerated or long term storage conditions.

Results from these studies will form an integral part of the information provided to regulatory authorities.

2.1.3. Selection of Batches

Data from formal stability studies should be provided on at least three primary batches of the drug substance. The batches should be manufactured to a minimum of pilot scale by the same synthetic route as, and using a method of manufacture and procedure that simulates the final process to be used for, production batches. The overall quality of the batches of drug substance placed on formal stability studies should be representative of the quality of the material to be made on a production scale.

Other supporting data can be provided.

2.1.4. Container Closure System

The stability studies should be conducted on the drug substance packaged in a container closure system that is the same as or simulates the packaging proposed for storage and distribution.

2.1.5. Specification

Specification, which is a list of tests, reference to analytical procedures, and proposed acceptance criteria, is addressed in ICH Q6A and Q6B. In addition, specification for degradation products in a drug substance is discussed in Q3A.

Stability studies should include testing of those attributes of the drug substance that are susceptible to change during storage and are likely to influence quality, safety, and/or efficacy. The testing should cover, as appropriate, the physical, chemical, biological, and microbiological attributes. Validated stability-indicating analytical procedures should be applied. Whether and to what extent replication should be performed will depend on the results from validation studies.

2.1.6. Testing Frequency

For long term studies, frequency of testing should be sufficient to establish the stability profile of the drug substance. For drug substances with a proposed re-test period of at least 12 months, the frequency of testing at the long term storage condition should normally be every 3 months over the first year, every 6 months over the second year, and annually thereafter through the proposed re-test period.

At the accelerated storage condition, a minimum of three time points, including the initial and final time points (e.g., 0, 3, and 6 months), from a 6-month study is recommended. Where an expectation (based on development experience) exists that results from accelerated studies are likely to approach significant change criteria, increased testing should be conducted either by adding samples at the final time point or by including a fourth time point in the study design.

When testing at the intermediate storage condition is called for as a result of significant change at the accelerated storage condition, a minimum of four time points, including the initial and final time points (e.g., 0, 6, 9, 12 months), from a 12-month study is recommended.

2.1.7. Storage Conditions

In general, a drug substance should be evaluated under storage conditions (with appropriate tolerances) that test its thermal stability and, if applicable, its sensitivity to moisture. The storage conditions and the lengths of studies chosen should be sufficient to cover storage, shipment, and subsequent use.

The long term testing should cover a minimum of 12 months' duration on at least three primary batches at the time of submission and should be continued for a period of time sufficient to cover the proposed re-test period. Additional data accumulated during the assessment period of the registration application should be submitted to the authorities if requested. Data from the accelerated storage condition and, if appropriate, from the intermediate storage condition can be used to evaluate the effect of short term excursions outside the label storage conditions (such as might occur during shipping).

Long term, accelerated, and, where appropriate, intermediate storage conditions for drug substances are detailed in the sections below. The general case applies if the drug substance is not specifically covered by a subsequent section. Alternative storage conditions can be used if justified.

2.1.7.1. General case

Study	Storage condition	Minimum time period covered by data at submission
Long term*	25°C ± 2°C/60% RH ± 5% RH or 30°C ± 2°C/65% RH ± 5% RH	12 months
Intermediate**	30°C ± 2°C/65% RH ± 5% RH	6 months
Accelerated	40°C ± 2°C/75% RH ± 5% RH	6 months

*It is up to the applicant to decide whether long term stability studies are performed at 25 ± 2°C/60% RH ± 5% RH or 30°C ± 2°C/65% RH ± 5% RH.

**If 30°C ± 2°C/65% RH ± 5% RH is the long-term condition, there is no intermediate condition.

If long-term studies are conducted at 25°C ± 2°C/60% RH ± 5% RH and “significant change” occurs at any time during 6 months’ testing at the accelerated storage condition, additional testing at the intermediate storage condition should be conducted and evaluated against significant change criteria. Testing at the intermediate storage condition should include all tests, unless otherwise justified. The initial application should include a minimum of 6 months’ data from a 12-month study at the intermediate storage condition.

“Significant change” for a drug substance is defined as failure to meet its specification.

2.1.7.2. Drug substances intended for storage in a refrigerator

Study	Storage condition	Minimum time period covered by data at submission
Long term	5°C ± 3°C	12 months
Accelerated	25°C ± 2°C/60% RH ± 5% RH	6 months

Data from refrigerated storage should be assessed according to the evaluation section of this guideline, except where explicitly noted below.

If significant change occurs between 3 and 6 months' testing at the accelerated storage condition, the proposed re-test period should be based on the real time data available at the long term storage condition.

If significant change occurs within the first 3 months' testing at the accelerated storage condition, a discussion should be provided to address the effect of short term excursions outside the label storage condition, e.g., during shipping or handling. This discussion can be supported, if appropriate, by further testing on a single batch of the drug substance for a period shorter than 3 months but with more frequent testing than usual. It is considered unnecessary to continue to test a drug substance through 6 months when a significant change has occurred within the first 3 months.

2.1.7.3. Drug substances intended for storage in a freezer

Study	Storage condition	Minimum time period covered by data at submission
Long term	- 20°C ± 5°C	12 months

For drug substances intended for storage in a freezer, the re-test period should be based on the real time data obtained at the long term storage condition. In the absence of an accelerated storage condition for drug substances intended to be stored in a freezer, testing on a single batch at an elevated temperature (e.g., 5°C ± 3°C or 25°C ± 2°C) for an appropriate time period should be conducted to address the effect of short term excursions outside the proposed label storage condition, e.g., during shipping or handling.

2.1.7.4. Drug substances intended for storage below -20°C

Drug substances intended for storage below -20°C should be treated on a case-by-case basis.

2.1.8. Stability Commitment

When available long term stability data on primary batches do not cover the proposed re-test period granted at the time of approval, a commitment should be made to continue the stability studies post approval in order to firmly establish the re-test period.

Where the submission includes long term stability data on three production batches covering the proposed re-test period, a post approval commitment is considered unnecessary. Otherwise, one of the following commitments should be made:

1. If the submission includes data from stability studies on at least three production batches, a commitment should be made to continue these studies through the proposed re-test period.
2. If the submission includes data from stability studies on fewer than three production batches, a commitment should be made to continue these studies through the proposed re-test period and to place additional production batches, to a total of at least three, on long term stability studies through the proposed re-test period.
3. If the submission does not include stability data on production batches, a commitment should be made to place the first three production batches on long term stability studies through the proposed re-test period.

The stability protocol used for long term studies for the stability commitment should be the same as that for the primary batches, unless otherwise scientifically justified.

2.1.9. Evaluation

The purpose of the stability study is to establish, based on testing a minimum of three batches of the drug substance and evaluating the stability information (including, as appropriate, results of the physical, chemical, biological, and microbiological tests), a re-test period applicable to all future batches of the drug substance manufactured under similar circumstances. The degree of variability of individual batches affects the confidence that a future production batch will remain within specification throughout the assigned re-test period.

The data may show so little degradation and so little variability that it is apparent from looking at the data that the requested re-test period will be granted. Under these circumstances, it is normally unnecessary to go through the formal statistical analysis; providing a justification for the omission should be sufficient.

An approach for analyzing the data on a quantitative attribute that is expected to change with time is to determine the time at which the 95% one-sided confidence limit for the mean curve intersects the acceptance criterion. If analysis shows that the batch-to-batch variability is small, it is advantageous to combine the data into one overall estimate. This can be done by first applying appropriate statistical tests (e.g., p values for level of significance of rejection of more than 0.25) to the slopes of the regression lines and zero time intercepts for the individual batches. If it is inappropriate to combine data from several batches, the overall re-test period should be based on the minimum time a batch can be expected to remain within acceptance criteria.

The nature of any degradation relationship will determine whether the data should be transformed for linear regression analysis. Usually the relationship can be represented by a linear, quadratic, or cubic function on an arithmetic or logarithmic scale. Statistical methods should be employed to test the goodness of fit of the data on all batches and combined batches (where appropriate) to the assumed degradation line or curve.

Limited extrapolation of the real time data from the long term storage condition beyond the observed range to extend the re-test period can be undertaken at approval time, if justified. This justification should be based on what is known about the mechanism of degradation, the results of testing under accelerated conditions, the goodness of fit of any mathematical model, batch size, existence of supporting stability data, etc. However, this extrapolation assumes that the same degradation relationship will continue to apply beyond the observed data.

Any evaluation should cover not only the assay, but also the levels of degradation products and other appropriate attributes.

2.1.10. Statements/Labeling

A storage statement should be established for the labeling in accordance with relevant national/regional requirements. The statement should be based on the stability evaluation of the drug substance. Where applicable, specific instructions should be provided, particularly for drug substances that cannot tolerate freezing. Terms such as “ambient conditions” or “room temperature” should be avoided.

A re-test period should be derived from the stability information, and a retest date should be displayed on the container label if appropriate.

2.2. Drug Product

2.2.1. General

The design of the formal stability studies for the drug product should be based on knowledge of the behavior and properties of the drug substance and from stability studies on the drug substance and on experience gained from clinical formulation studies. The likely changes on storage and the rationale for the selection of attributes to be tested in the formal stability studies should be stated.

2.2.2. Photostability Testing

Photostability testing should be conducted on at least one primary batch of the drug product if appropriate. The standard conditions for photostability testing are described in ICH Q1B.

2.2.3. Selection of Batches

Data from stability studies should be provided on at least three primary batches of the drug product. The primary batches should be of the same formulation and packaged in the same container closure system as proposed for marketing. The manufacturing process used for primary batches should simulate that to be applied to production batches and should provide product of the same quality and meeting the same specification as that intended for marketing. Two of the three batches should be at least pilot scale batches and the third one can be smaller, if justified. Where possible, batches of the drug product should be manufactured by using different batches of the drug substance.

Stability studies should be performed on each individual strength and container size of the drug product unless bracketing or matrixing is applied.

Other supporting data can be provided.

2.2.4. Container Closure System

Stability testing should be conducted on the dosage form packaged in the container closure system proposed for marketing (including, as appropriate, any secondary packaging and container label). Any available studies carried out on the drug product outside its immediate container or in other packaging materials can form a useful part of the stress testing of the dosage form or can be considered as supporting information, respectively.

2.2.5. Specification

Specification, which is a list of tests, reference to analytical procedures, and proposed acceptance criteria, including the concept of different acceptance criteria for release and shelf life specifications, is addressed in ICH Q6A and Q6B. In addition, specification for degradation products in a drug product is addressed in Q3B.

Stability studies should include testing of those attributes of the drug product that are susceptible to change during storage and are likely to influence quality, safety, and/or efficacy. The testing should cover, as appropriate, the physical, chemical, biological, and microbiological attributes, preservative content (e.g., antioxidant, antimicrobial preservative), and functionality tests (e.g., for a dose delivery system). Analytical procedures should be fully validated and stability indicating. Whether and to what extent replication should be performed will depend on the results of validation studies.

Shelf life acceptance criteria should be derived from consideration of all available stability information. It may be appropriate to have justifiable differences between the shelf life and release acceptance criteria based on the stability evaluation and the changes observed on storage. Any differences between the release and shelf life acceptance criteria for antimicrobial preservative content should be supported by a validated correlation of chemical content and preservative effectiveness demonstrated during drug development on the product in its final formulation (except for preservative concentration) intended for marketing. A single primary stability batch of the drug product should be tested for antimicrobial preservative effectiveness (in addition to preservative content) at the proposed shelf life for verification purposes, regardless of whether there is a difference between the release and shelf life acceptance criteria for preservative content.

2.2.6. Testing Frequency

For long term studies, frequency of testing should be sufficient to establish the stability profile of the drug product. For products with a proposed shelf life of at least 12 months, the frequency of testing at the long term storage condition should normally be every 3 months over the first year, every 6 months over the second year, and annually thereafter through the proposed shelf life.

At the accelerated storage condition, a minimum of three time points, including the initial and final time points (e.g., 0, 3, and 6 months), from a 6-month study is recommended. Where an expectation (based on development experience) exists that results from accelerated testing are likely to approach significant change criteria, increased testing should be conducted either by adding samples at the final time point or by including a fourth time point in the study design.

When testing at the intermediate storage condition is called for as a result of significant change at the accelerated storage condition, a minimum of four time points, including the initial and final time points (e.g., 0, 6, 9, 12 months), from a 12-month study is recommended.

Reduced designs, i.e., matrixing or bracketing, where the testing frequency is reduced or certain factor combinations are not tested at all, can be applied, if justified.

2.2.7. Storage Conditions

In general, a drug product should be evaluated under storage conditions (with appropriate tolerances) that test its thermal stability and, if applicable, its sensitivity to moisture or potential for solvent loss. The storage conditions and the lengths of studies chosen should be sufficient to cover storage, shipment, and subsequent use.

Stability testing of the drug product after constitution or dilution, if applicable, should be conducted to provide information for the labeling on the preparation, storage condition, and in-use period of the constituted or diluted product. This testing should be performed on the constituted or diluted product through the proposed in-use period on primary batches as part of the formal stability studies at initial and final time points and, if full shelf life long term data will not be available before submission, at 12 months or the last time point for which data will be available. In general, this testing need not be repeated on commitment batches.

The long term testing should cover a minimum of 12 months' duration on at least three primary batches at the time of submission and should be continued for a period of time sufficient to cover the proposed shelf life. Additional data accumulated during the assessment period of the registration application should be submitted to the authorities if requested. Data from the accelerated storage condition and, if appropriate, from the intermediate storage condition can be used to evaluate the effect of short term excursions outside the label storage conditions (such as might occur during shipping).

Long term, accelerated, and, where appropriate, intermediate storage conditions for drug products are detailed in the sections below. The general case applies if the drug product is not specifically covered by a subsequent section. Alternative storage conditions can be used, if justified.

2.2.7.1. General case

Study	Storage condition	Minimum time period covered by data at submission
Long term*	25°C ± 2°C/60% RH ± 5% RH or 30°C ± 2°C/65% RH ± 5% RH	12 months
Intermediate**	30°C ± 2°C/65% RH ± 5% RH	6 months
Accelerated	40°C ± 2°C/75% RH ± 5% RH	6 months

*It is up to the applicant to decide whether long term stability studies are performed at 25 ± 2°C/60% RH ± 5% RH or 30°C ± 2°C/65% RH ± 5% RH.

**If 30°C ± 2°C/65% RH ± 5% RH is the long-term condition, there is no intermediate condition.

If long-term studies are conducted at $25^{\circ}\text{C} \pm 2^{\circ}\text{C}/60\% \text{RH} \pm 5\% \text{RH}$ and “significant change” occurs at any time during 6 months’ testing at the accelerated storage condition, additional testing at the intermediate storage condition should be conducted and evaluated against significant change criteria. The initial application should include a minimum of 6 months’ data from a 12-month study at the intermediate storage condition.

In general, “significant change” for a drug product is defined as:

1. A 5% change in assay from its initial value; or failure to meet the acceptance criteria for potency when using biological or immunological procedures;
2. Any degradation product’s exceeding its acceptance criterion;
3. Failure to meet the acceptance criteria for appearance, physical attributes, and functionality test (e.g., color, phase separation, resuspendibility, caking, hardness, dose delivery per actuation); however, some changes in physical attributes (e.g., softening of suppositories, melting of creams) may be expected under accelerated conditions;

and, as appropriate for the dosage form:

4. Failure to meet the acceptance criterion for pH; or
5. Failure to meet the acceptance criteria for dissolution for 12 dosage units.

2.2.7.2. Drug products packaged in impermeable containers

Sensitivity to moisture or potential for solvent loss is not a concern for drug products packaged in impermeable containers that provide a permanent barrier to passage of moisture or solvent. Thus, stability studies for products stored in impermeable containers can be conducted under any controlled or ambient humidity condition.

2.2.7.3. Drug products packaged in semi-permeable containers

Aqueous-based products packaged in semi-permeable containers should be evaluated for potential water loss in addition to physical, chemical, biological, and microbiological stability. This evaluation can be carried out under conditions of low relative humidity, as discussed below. Ultimately, it should be demonstrated that aqueous-based drug products stored in semi-permeable containers can withstand low relative humidity environments.

Other comparable approaches can be developed and reported for non-aqueous, solvent-based products.

Study	Storage condition	Minimum time period covered by data at submission
Long term*	$25^{\circ}\text{C} \pm 2^{\circ}\text{C}/40\% \text{RH} \pm 5\% \text{RH}$ or $30^{\circ}\text{C} \pm 2^{\circ}\text{C}/35\% \text{RH} \pm 5\% \text{RH}$	12 months
Intermediate**	$30^{\circ}\text{C} \pm 2^{\circ}\text{C}/65\% \text{RH} \pm 5\% \text{RH}$	6 months
Accelerated	$40^{\circ}\text{C} \pm 2^{\circ}\text{C}/\text{not more than (NMT) } 25\% \text{RH}$	6 months

*It is up to the applicant to decide whether long term stability studies are performed at $25 \pm 2^{\circ}\text{C}/40\% \text{RH} \pm 5\% \text{RH}$ or $30^{\circ}\text{C} \pm 2^{\circ}\text{C}/35\% \text{RH} \pm 5\% \text{RH}$.

**If $30^{\circ}\text{C} \pm 2^{\circ}\text{C}/35\% \text{RH} \pm 5\% \text{RH}$ is the long-term condition, there is no intermediate condition.

For long-term studies conducted at $25^{\circ}\text{C} \pm 2^{\circ}\text{C}/40\% \text{ RH} \pm 5\% \text{ RH}$, additional testing at the intermediate storage condition should be performed as described under the general case to evaluate the temperature effect at 30°C if significant change other than water loss occurs during the 6 months' testing at the accelerated storage condition. A significant change in water loss alone at the accelerated storage condition does not necessitate testing at the intermediate storage condition. However, data should be provided to demonstrate that the drug product will not have significant water loss throughout the proposed shelf life if stored at 25°C and the reference relative humidity of 40% RH.

A 5% loss in water from its initial value is considered a significant change for a product packaged in a semi-permeable container after an equivalent of 3 months' storage at $40^{\circ}\text{C}/\text{NMT } 25\% \text{ RH}$. However, for small containers (1 mL or less) or unit-dose products, a water loss of 5% or more after an equivalent of 3 months' storage at $40^{\circ}\text{C}/\text{NMT } 25\% \text{ RH}$ may be appropriate, if justified.

An alternative approach to studying at the reference relative humidity as recommended in the table above (for either long term or accelerated testing) is performing the stability studies under higher relative humidity and deriving the water loss at the reference relative humidity through calculation. This can be achieved by experimentally determining the permeation coefficient for the container closure system or, as shown in the example below, using the calculated ratio of water loss rates between the two humidity conditions at the same temperature. The permeation coefficient for a container closure system can be experimentally determined by using the worst case scenario (e.g., the most diluted of a series of concentrations) for the proposed drug product.

Example of an approach for determining water loss:

For a product in a given container closure system, container size, and fill, an appropriate approach for deriving the water loss rate at the reference relative humidity is to multiply the water loss rate measured at an alternative relative humidity at the same temperature by a water loss rate ratio shown in the table below. A linear water loss rate at the alternative relative humidity over the storage period should be demonstrated.

For example, at a given temperature, e.g., 40°C , the calculated water loss rate during storage at NMT 25% RH is the water loss rate measured at 75% RH multiplied by 3.0, the corresponding water loss rate ratio.

Alternative relative humidity	Reference relative humidity	Ratio of water loss rates at a given temperature
60% RH	25% RH	1.9
60% RH	40% RH	1.5
65% RH	35% RH	1.9
75% RH	25% RH	3.0

Valid water loss rate ratios at relative humidity conditions other than those shown in the table above can also be used.

2.2.7.4. Drug products intended for storage in a refrigerator

Study	Storage condition	Minimum time period covered by data at submission
Long term	$5^{\circ}\text{C} \pm 3^{\circ}\text{C}$	12 months
Accelerated	$25^{\circ}\text{C} \pm 2^{\circ}\text{C}/60\% \text{ RH} \pm 5\% \text{ RH}$	6 months

If the drug product is packaged in a semi-permeable container, appropriate information should be provided to assess the extent of water loss.

Data from refrigerated storage should be assessed according to the evaluation section of this guideline, except where explicitly noted below.

If significant change occurs between 3 and 6 months' testing at the accelerated storage condition, the proposed shelf life should be based on the real time data available from the long term storage condition.

If significant change occurs within the first 3 months' testing at the accelerated storage condition, a discussion should be provided to address the effect of short term excursions outside the label storage condition, e.g., during shipment and handling. This discussion can be supported, if appropriate, by further testing on a single batch of the drug product for a period shorter than 3 months but with more frequent testing than usual. It is considered unnecessary to continue to test a product through 6 months when a significant change has occurred within the first 3 months.

2.2.7.5. Drug products intended for storage in a freezer

Study	Storage condition	Minimum time period covered by data at submission
Long term	- 20°C ± 5°C	12 months

For drug products intended for storage in a freezer, the shelf life should be based on the real time data obtained at the long term storage condition. In the absence of an accelerated storage condition for drug products intended to be stored in a freezer, testing on a single batch at an elevated temperature (e.g., 5°C ± 3°C or 25°C ± 2°C) for an appropriate time period should be conducted to address the effect of short term excursions outside the proposed label storage condition.

2.2.7.6. Drug products intended for storage below -20°C

Drug products intended for storage below -20°C should be treated on a case-by-case basis.

2.2.8. Stability Commitment

When available long term stability data on primary batches do not cover the proposed shelf life granted at the time of approval, a commitment should be made to continue the stability studies post approval in order to firmly establish the shelf life.

Where the submission includes long term stability data from three production batches covering the proposed shelf life, a post approval commitment is considered unnecessary. Otherwise, one of the following commitments should be made:

1. If the submission includes data from stability studies on at least three production batches, a commitment should be made to continue the long term studies through the proposed shelf life and the accelerated studies for 6 months.
2. If the submission includes data from stability studies on fewer than three production batches, a commitment should be made to continue the long term studies through the proposed shelf life and the accelerated studies for 6 months, and to place additional production batches, to a total of at least three, on long term stability studies through the proposed shelf life and on accelerated studies for 6 months.
3. If the submission does not include stability data on production batches, a commitment should be made to place the first three production batches on long term stability studies through the proposed shelf life and on accelerated studies for 6 months.

The stability protocol used for studies on commitment batches should be the same as that for the primary batches, unless otherwise scientifically justified.

Where intermediate testing is called for by a significant change at the accelerated storage condition for the primary batches, testing on the commitment batches can be conducted at either the intermediate or the accelerated storage condition. However, if significant change occurs at the accelerated storage condition on the commitment batches, testing at the intermediate storage condition should also be conducted.

2.2.9. Evaluation

A systematic approach should be adopted in the presentation and evaluation of the stability information, which should include, as appropriate, results from the physical, chemical, biological, and microbiological tests, including particular attributes of the dosage form (for example, dissolution rate for solid oral dosage forms).

The purpose of the stability study is to establish, based on testing a minimum of three batches of the drug product, a shelf life and label storage instructions applicable to all future batches of the drug product manufactured and packaged under similar circumstances. The degree of variability of individual batches affects the confidence that a future production batch will remain within specification throughout its shelf life.

Where the data show so little degradation and so little variability that it is apparent from looking at the data that the requested shelf life will be granted, it is normally unnecessary to go through the formal statistical analysis; providing a justification for the omission should be sufficient.

An approach for analyzing data of a quantitative attribute that is expected to change with time is to determine the time at which the 95 one-sided confidence limit for the mean curve intersects the acceptance criterion. If analysis shows that the batch-to-batch variability is small, it is advantageous to combine the data into one overall estimate. This can be done by first applying appropriate statistical tests (e.g., p values for level of significance of rejection of more than 0.25) to the slopes of the regression lines and zero time intercepts for the individual batches. If it is inappropriate to combine data from several batches, the overall shelf life should be based on the minimum time a batch can be expected to remain within acceptance criteria.

The nature of the degradation relationship will determine whether the data should be transformed for linear regression analysis. Usually the relationship can be represented by a linear, quadratic, or cubic function on an arithmetic or logarithmic scale. Statistical methods should be employed to test the goodness of fit on all batches and combined batches (where appropriate) to the assumed degradation line or curve.

Limited extrapolation of the real time data from the long term storage condition beyond the observed range to extend the shelf life can be undertaken at approval time, if justified. This justification should be based on what is known about the mechanisms of degradation, the results of testing under accelerated conditions, the goodness of fit of any mathematical model, batch size, existence of supporting stability data, etc. However, this extrapolation assumes that the same degradation relationship will continue to apply beyond the observed data.

Any evaluation should consider not only the assay but also the degradation products and other appropriate attributes. Where appropriate, attention should be paid to reviewing the adequacy of the mass balance and different stability and degradation performance.

2.2.10. Statements/Labeling

A storage statement should be established for the labeling in accordance with relevant national/regional requirements. The statement should be based on the stability evaluation of the drug product. Where applicable, specific instruction should be provided, particularly for drug products that cannot tolerate freezing. Terms such as “ambient conditions” or “room temperature” should be avoided.

There should be a direct link between the label storage statement and the demonstrated stability of the drug product. An expiration date should be displayed on the container label.

3. GLOSSARY

The following definitions are provided to facilitate interpretation of the guideline.

Accelerated testing

Studies designed to increase the rate of chemical degradation or physical change of a drug substance or drug product by using exaggerated storage conditions as part of the formal stability studies. Data from these studies, in addition to long term stability studies, can be used to assess longer term chemical effects at non-accelerated conditions and to evaluate the effect of short term excursions outside the label storage conditions such as might occur during shipping. Results from accelerated testing studies are not always predictive of physical changes.

Bracketing

The design of a stability schedule such that only samples on the extremes of certain design factors, e.g., strength, package size, are tested at all time points as in a full design. The design assumes that the stability of any intermediate levels is represented by the stability of the extremes tested. Where a range of strengths is to be tested, bracketing is applicable if the strengths are identical or very closely related in composition (e.g., for a tablet range made with different compression weights of a similar basic granulation, or a capsule range made by filling different plug fill weights of the same basic composition into different size capsule shells). Bracketing can be applied to different container sizes or different fills in the same container closure system.

Climatic zones

The four zones in the world that are distinguished by their characteristic prevalent annual climatic conditions. This is based on the concept described by W. Grimm (*Drugs Made in Germany*, 28:196-202, 1985 and 29:39-47, 1986).

Commitment batches

Production batches of a drug substance or drug product for which the stability studies are initiated or completed post approval through a commitment made in the registration application.

Container closure system

The sum of packaging components that together contain and protect the dosage form. This includes primary packaging components and secondary packaging components, if the latter are intended to provide additional protection to the drug product. A packaging system is equivalent to a container closure system.

Dosage form

A pharmaceutical product type (e.g., tablet, capsule, solution, cream) that contains a drug substance generally, but not necessarily, in association with excipients.

Drug product

The dosage form in the final immediate packaging intended for marketing.

Drug substance

The unformulated drug substance that may subsequently be formulated with excipients to produce the dosage form.

Excipient

Anything other than the drug substance in the dosage form.

Expiration date

The date placed on the container label of a drug product designating the time prior to which a batch of the product is expected to remain within the approved shelf life specification if stored under defined conditions, and after which it must not be used.

Formal stability studies

Long term and accelerated (and intermediate) studies undertaken on primary and/or commitment batches according to a prescribed stability protocol to establish or confirm the re-test period of a drug substance or the shelf life of a drug product.

Impermeable containers

Containers that provide a permanent barrier to the passage of gases or solvents, e.g., sealed aluminum tubes for semi-solids, sealed glass ampoules for solutions.

Intermediate testing

Studies conducted at 30°C/65% RH and designed to moderately increase the rate of chemical degradation or physical changes for a drug substance or drug product intended to be stored long term at 25°C.

Long term testing

Stability studies under the recommended storage condition for the re-test period or shelf life proposed (or approved) for labeling.

Mass balance

The process of adding together the assay value and levels of degradation products to see how closely these add up to 100% of the initial value, with due consideration of the margin of analytical error.

Matrixing

The design of a stability schedule such that a selected subset of the total number of possible samples for all factor combinations is tested at a specified time point. At a subsequent time point, another subset of samples for all factor combinations is tested. The design assumes that the stability of each subset of samples tested represents the stability of all samples at a given time point. The differences in the samples for the same drug product should be identified as, for example, covering different batches, different strengths, different sizes of the same container closure system, and, possibly in some cases, different container closure systems.

Mean kinetic temperature

A single derived temperature that, if maintained over a defined period of time, affords the same thermal challenge to a drug substance or drug product as would be experienced over a range of both higher and lower temperatures for an equivalent defined period. The mean kinetic temperature is higher than the arithmetic mean temperature and takes into account the Arrhenius equation.

When establishing the mean kinetic temperature for a defined period, the formula of J. D. Haynes (*J. Pharm. Sci.*, 60:927-929, 1971) can be used.

New molecular entity

An active pharmaceutical substance not previously contained in any drug product registered with the national or regional authority concerned. A new salt, ester, or non-covalent-bond derivative of

an approved drug substance is considered a new molecular entity for the purpose of stability testing under this guidance.

Pilot scale batch

A batch of a drug substance or drug product manufactured by a procedure fully representative of and simulating that to be applied to a full production scale batch. For solid oral dosage forms, a pilot scale is generally, at a minimum, one-tenth that of a full production scale or 100,000 tablets or capsules, whichever is the larger.

Primary batch

A batch of a drug substance or drug product used in a formal stability study, from which stability data are submitted in a registration application for the purpose of establishing a re-test period or shelf life, respectively. A primary batch of a drug substance should be at least a pilot scale batch. For a drug product, two of the three batches should be at least pilot scale batch, and the third batch can be smaller if it is representative with regard to the critical manufacturing steps. However, a primary batch may be a production batch.

Production batch

A batch of a drug substance or drug product manufactured at production scale by using production equipment in a production facility as specified in the application.

Re-test date

The date after which samples of the drug substance should be examined to ensure that the material is still in compliance with the specification and thus suitable for use in the manufacture of a given drug product.

Re-test period

The period of time during which the drug substance is expected to remain within its specification and, therefore, can be used in the manufacture of a given drug product, provided that the drug substance has been stored under the defined conditions. After this period, a batch of drug substance destined for use in the manufacture of a drug product should be re-tested for compliance with the specification and then used immediately. A batch of drug substance can be re-tested multiple times and a different portion of the batch used after each re-test, as long as it continues to comply with the specification. For most biotechnological/biological substances known to be labile, it is more appropriate to establish a shelf life than a re-test period. The same may be true for certain antibiotics.

Semi-permeable containers

Containers that allow the passage of solvent, usually water, while preventing solute loss. The mechanism for solvent transport occurs by absorption into one container surface, diffusion through the bulk of the container material, and desorption from the other surface. Transport is driven by a partial-pressure gradient. Examples of semi-permeable containers include plastic bags and semi-rigid, low-density polyethylene (LDPE) pouches for large volume parenterals (LVPs), and LDPE ampoules, bottles, and vials.

Shelf life (also referred to as expiration dating period)

The time period during which a drug product is expected to remain within the approved shelf life specification, provided that it is stored under the conditions defined on the container label.

Specification

See Q6A and Q6B.

Specification – Release

The combination of physical, chemical, biological, and microbiological tests and acceptance criteria that determine the suitability of a drug product at the time of its release.

Specification - Shelf life

The combination of physical, chemical, biological, and microbiological tests and acceptance criteria that determine the suitability of a drug substance throughout its re-test period, or that a drug product should meet throughout its shelf life.

Storage condition tolerances

The acceptable variations in temperature and relative humidity of storage facilities for formal stability studies. The equipment should be capable of controlling the storage condition within the ranges defined in this guideline. The actual temperature and humidity (when controlled) should be monitored during stability storage. Short term spikes due to opening of doors of the storage facility are accepted as unavoidable. The effect of excursions due to equipment failure should be addressed, and reported if judged to affect stability results. Excursions that exceed the defined tolerances for more than 24 hours should be described in the study report and their effect assessed.

Stress testing (drug substance)

Studies undertaken to elucidate the intrinsic stability of the drug substance. Such testing is part of the development strategy and is normally carried out under more severe conditions than those used for accelerated testing.

Stress testing (drug product)

Studies undertaken to assess the effect of severe conditions on the drug product. Such studies include photostability testing (see ICH Q1B) and specific testing on certain products, (e.g., metered dose inhalers, creams, emulsions, refrigerated aqueous liquid products).

Supporting data

Data, other than those from formal stability studies, that support the analytical procedures, the proposed re-test period or shelf life, and the label storage statements. Such data include (1) stability data on early synthetic route batches of drug substance, small scale batches of materials, investigational formulations not proposed for marketing, related formulations, and product presented in containers and closures other than those proposed for marketing; (2) information regarding test results on containers; and (3) other scientific rationales.

4. REFERENCES

- ICH Q1B: "Photostability Testing of New Drug Substances and Products"*
- ICH Q1C: "Stability Testing of New Dosage Forms"*
- ICH Q3A: "Impurities in New Drug Substances"*
- ICH Q3B: "Impurities in New Drug Products"*
- ICH Q5C: "Stability Testing of Biotechnological/Biological Products"*
- ICH Q6A: "Specifications: Test Procedures and Acceptance Criteria for New Drug Substances and New Drug Products: Chemical Substances"*
- ICH Q6B: "Specifications: Test Procedures and Acceptance Criteria for New Drug Substances and New Drug Products: Biotechnological/Biological Products"*

INFORMATION DISCLOSURE STATEMENT BY APPLICANT (Not for submission under 37 CFR 1.99)	Application Number		10518016
	Filing Date		2005-07-06
	First Named Inventor	Amar Lulla	
	Art Unit	1616	
	Examiner Name	Thor B. Nielsen	
	Attorney Docket Number	PAC/20632 US (4137-04700)	

U.S.PATENTS						Remove
Examiner Initial*	Cite No	Patent Number	Kind Code ¹	Issue Date	Name of Patentee or Applicant of cited Document	Pages,Columns,Lines where Relevant Passages or Relevant Figures Appear
	1	5232919		1993-08-03	Scheffler, et al.	
	2	5271946		1993-12-21	Hettche	
	3	5658919		1997-08-19	Ratnaraj, et al.	
	4	6319513	B1	2001-11-20	Dobrozsi	
	5	7776315	B2	2010-08-17	Pairet, et al.	
	6	5914122		1999-06-22	Otterbeck, et al.	
	7	6525228	B2	2003-02-25	Chauvin, et al.	
If you wish to add additional U.S. Patent citation information please click the Add button.						Add
U.S.PATENT APPLICATION PUBLICATIONS						Remove

INFORMATION DISCLOSURE STATEMENT BY APPLICANT (Not for submission under 37 CFR 1.99)	Application Number		10518016	
	Filing Date		2005-07-06	
	First Named Inventor	Amar Lulla		
	Art Unit		1616	
	Examiner Name	Thor B. Nielsen		
	Attorney Docket Number	PAC/20632 US (4137-04700)		

Examiner Initial*	Cite No	Publication Number	Kind Code ¹	Publication Date	Name of Patentee or Applicant of cited Document	Pages,Columns,Lines where Relevant Passages or Relevant Figures Appear
	1	20040204399	A1	2004-10-14	Osbakken, et al.	
	2	20040235807	A1	2004-11-25	Weinrich, et al.	

If you wish to add additional U.S. Published Application citation information please click the Add button. **Add**

FOREIGN PATENT DOCUMENTS

Remove

Examiner Initial*	Cite No	Foreign Document Number ³	Country Code ² j	Kind Code ⁴	Publication Date	Name of Patentee or Applicant of cited Document	Pages,Columns,Lines where Relevant Passages or Relevant Figures Appear	T ⁵
	1	10152369	DE	A1	2002-05-08	Boehringer Ingelheim Pharma		<input type="checkbox"/>
	2	9746243	WO	A1	1997-12-11	The Procter & Gamble Company		<input type="checkbox"/>
	3	2003244799	AU	B2	2003-12-31	Cipla Limited		<input type="checkbox"/>
	4	2002-053485	JP		2002-02-19	Oshida Tetsuo		<input type="checkbox"/>

If you wish to add additional Foreign Patent Document citation information please click the Add button **Add**

NON-PATENT LITERATURE DOCUMENTS

Remove

Examiner Initials*	Cite No	Include name of the author (in CAPITAL LETTERS), title of the article (when appropriate), title of the item (book, magazine, journal, serial, symposium, catalog, etc), date, pages(s), volume-issue number(s), publisher, city and/or country where published.	T ⁵

INFORMATION DISCLOSURE STATEMENT BY APPLICANT (Not for submission under 37 CFR 1.99)	Application Number		10518016
	Filing Date		2005-07-06
	First Named Inventor	Amar Lulla	
	Art Unit	1616	
	Examiner Name	Thor B. Nielsen	
	Attorney Docket Number	PAC/20632 US (4137-04700)	

1	Foreign communication from a related counterpart application - CA2,489,427, Examination Report, June 18, 2010, 3 pages.	<input type="checkbox"/>
2	Foreign communication from a related counterpart application - CA2,489,427, Examination Report, March 24, 2011, 2 pages.	<input type="checkbox"/>
3	Foreign communication from a related counterpart application - Examination Report, EP Application 03738280.1, November 10, 2005, 4 pages.	<input type="checkbox"/>
4	Foreign communication from a related counterpart application - Examination Report, EP Application 03738280.1, July 18, 2007, 5 pages.	<input type="checkbox"/>
5	Foreign communication from a related counterpart application - Notice of Intent to Grant, EP Application 03738280.1, October 23, 2008, 6 pages.	<input type="checkbox"/>
6	Foreign communication from a related counterpart application - AU2003244799, Examination Report, November 20, 2007, 2 pages.	<input type="checkbox"/>
7	Foreign communication from a related counterpart application - KR 10-2004-7020819, Examination Report, August 26, 2010, 8 pages.	<input type="checkbox"/>
8	GENNARO, ALFONSO R., ed., et al., Remington: The Science and Practice of Pharmacy, 2000, 20th edition, Vol. 1, pgs. 785, 830, 831 plus cover page and publication page, Lippincott Williams & Wilkins..	<input type="checkbox"/>
9	GILBERT, PETER, et al., "Preservation of pharmaceutical products," Encyclopedia of Pharmaceutical Technology, 2002, 2nd edition, Vol. 3, pg. 2278 plus cover page and publication page, Marcel Dekker, Inc.	<input type="checkbox"/>
10	Office Action (Final) dated February 18, 2011 (23 pages), Application Serial No. 12/508,388 filed on July 23, 2009.	<input type="checkbox"/>
11	Office Action (Final) dated February 24, 2011 (20 pages), Application Serial No. 12/508,393 filed July 23, 2009.	<input type="checkbox"/>

**INFORMATION DISCLOSURE
STATEMENT BY APPLICANT**
(Not for submission under 37 CFR 1.99)

Application Number		10518016
Filing Date		2005-07-06
First Named Inventor	Amar Lulla	
Art Unit	1616	
Examiner Name	Thor B. Nielsen	
Attorney Docket Number	PAC/20632 US (4137-04700)	

12	REDDY, INDRA K., ed., Ocular Therapeutics and Drug Delivery: A Multi-Disciplinary Approach, 1996, pgs. 382-385 plus cover page and publication page, Technomic Publishing Company, Inc.	<input type="checkbox"/>
13	Foreign communication from a related counterpart application - Summons to Attend Oral Proceedings, EP Application 03738280.1, February 8, 2011, 1 page.	<input type="checkbox"/>
14	Foreign communication from a related counterpart application - Examination Report, RU 2005100781, April 23, 2007, 6 pages.	<input type="checkbox"/>
15	Foreign communication from a related counterpart application - Examination Report, RU 2005100781, May 23, 2008, 3 pages.	<input type="checkbox"/>
16	Pre-Grant Opposition, Indian Patent Application 2092/KOLNP/2007 dated June 8, 2007, 183 pages.	<input type="checkbox"/>
17	SPECTOR, SHELDON, "Ideal pharmacotherapy for allergic rhinitis," J Allergy Clin Immunol, Vol. 103, No. 3, Part 2, pgs. S386-S387.	<input type="checkbox"/>
18	MCNEELY, WENDY, et al., "Intranasal Azelastine A Review of its Efficacy in the Management of Allergic Rhinitis," Drugs, 1998, Vol. 56, No. 1, pgs. 91-114.	<input type="checkbox"/>
19	ABPI Data Sheet Compendium, 1995-96, cover page plus pgs. 38-39, Datapharm Publications Limited, London, Great Britain.	<input type="checkbox"/>
20	AURORA, JACK, "Nasal Delivery; Development of Nasal Delivery Systems: A Review," Drug Delivery Technology, Vol. 2, No. 7, October 2002, 8 pages, http://www.drugdeliverytech.com/ME2/Segments/Publications:Article&id=9EB19EB2F29F462089CE081473F5F3CA .	<input type="checkbox"/>
21	BLOCK, JOHN H., et al., "Inorganic Medicinal and Pharmaceutical Chemistry," 1986, cover, publication, and preface pages plus page 100, Indian Edition, Varghese Publishing House, Bombay, India.	<input type="checkbox"/>
22	Cipla Sixty-Ninth Annual Report 2004-2005, cover pages, information page, plus pgs. 3, 5, and 44.	<input type="checkbox"/>

**INFORMATION DISCLOSURE
STATEMENT BY APPLICANT**
(Not for submission under 37 CFR 1.99)

Application Number		10518016
Filing Date		2005-07-06
First Named Inventor	Amar Lulla	
Art Unit	1616	
Examiner Name	Thor B. Nielsen	
Attorney Docket Number	PAC/20632 US (4137-04700)	

23	Duonase Data Sheet, "The Complete Rhinitis Control," 6 pages, Cipla Limited, Mumbai, India.	<input type="checkbox"/>
24	DROUIN, MICHEL A., et al., "Adding Loratadine to Topical Nasal Steroid Therapy Improves Moderately Severe Seasonal Allergic Rhinoconjunctivitis," Advances in Therapy, Vol. 12, No. 6, November/December 1995, pgs. 340 - 349, Health Communications Inc.	<input type="checkbox"/>
25	Foreign communication from a related counterpart application - Translation of Office Action, Israel Patent Application 165771, July 11, 2011, 3 pages.	<input type="checkbox"/>
26	HODGES, N. A., et al., "Preservative Efficacy Tests in Formulated Nasal Products: Reproducibility and Factors Affecting Preservative Activity," J. Pharm. Pharmacol., 1996, Vol. 48, pgs. 1237-1242.	<input type="checkbox"/>
27	Applicants response to foreign communication - KR10-2004-7020819, December 27, 2010, 18 pages.	<input type="checkbox"/>
28	Prescribing Information for Astepro®, November 2010, 20 pages, Meda Pharmaceuticals Inc., Somerset, NJ, US.	<input type="checkbox"/>
29	Prescribing Information for Rhinocort Aqua™, December 2010, 32 pages, AstraZeneca LP, Wilmington, DE, US.	<input type="checkbox"/>
30	Product Information, Nasonex®, August 2001, 22 pages, Schering Corporation, Kenilworth, NJ, US.	<input type="checkbox"/>
31	Safety Data Sheet, SDS Number 110556, July 4, 2008, V14, Flonase Nasal Spray, 5 pages, GlaxoSmithKline.	<input type="checkbox"/>
32	Safety Data Sheet, SDS Number 110536, June 23, 2008, V13, Beconase Hayfever Allergy Spray, 5 pages, GlaxoSmithKline.	<input type="checkbox"/>
33	WISEMAN, LYNDA R., et al., "Intranasal Fluticasone Propionate: A Reappraisal of its Pharmacology and Clinical Efficacy in the Treatment of Rhinitis," Drugs, 1997, Vol. 53, No. 5, pgs. 885-907, Adis International Limited.	<input type="checkbox"/>

**INFORMATION DISCLOSURE
STATEMENT BY APPLICANT**
(Not for submission under 37 CFR 1.99)

Application Number		10518016
Filing Date		2005-07-06
First Named Inventor	Amar Lulla	
Art Unit	1616	
Examiner Name	Thor B. Nielsen	
Attorney Docket Number	PAC/20632 US (4137-04700)	

34	World Review 2001: The Pharmaceutical Market, Vol. 1 International, IMS Health, 2001, cover, preface, and copyright pages plus pages 4-42 and 5-1 through 5-11, IMS A.G.	<input type="checkbox"/>
35	Opposition to EP 1518731, August 8, 2011, 19 pages.	<input type="checkbox"/>
36	BERGE, STEPHEN M., et al., "Pharmaceutical Salts," Journal of Pharmaceutical Sciences, Vol. 66, No. 1, January 1977, pgs. 1-19.	<input type="checkbox"/>
37	Product Specification Bulletin, Avicel® RC-591, Bulletin AVC591-SPEC-02/09.RS, 2 pages, FMC BioPolymer.	<input type="checkbox"/>
38	Product Specification Bulletin, Avicel® CL-611, Bulletin AVC611-SPEC-02/09.RS, 2 pages, FMC BioPolymer.	<input type="checkbox"/>
39	Avicel® RC/CL, Microcrystalline Cellulose And Carboxymethylcellulose Sodium, NF Dispersible Cellulose, BP, Specifications and Analytical Methods, RC-16 Updated 10/95 (2/99), 6 pages, FMC BioPolymer.	<input type="checkbox"/>
40	BAENA-CAGNANI, CARLOS E., "Safety and Tolerability of Treatments for Allergic Rhinitis in Children," Drug Safety 2004, Vol. 27, No. 12, pgs. 883-898, ADIS Data Information BV.	<input type="checkbox"/>
41	GALANT, STANLEY P., et al., "Clinical Prescribing of Allergic Rhinitis Medication in the Preschool and Young School-Age Child, What are the Options?," BioDrugs2001, Vol 15, No. 7, pgs. 453-463, ADIS International Ltd.	<input type="checkbox"/>
42	WANG, DE-YUN, "Treatment of Allergic Rhinitis: H1-Antihistamines and Intranasal Steroids," Current Drug Targets - Inflammation & Allergy, 2002, Vol I, pgs. 215-220, Bentham Science Publishers Ltd.	<input type="checkbox"/>
43	MELTZER, ELI O., "Allergic rhinitis: Managing the pediatric spectrum," Allergy and Asthma Proceedings, January-February 2006, Vol. 27, No. 1, pgs. 2-8, Oceanside Publications, Inc., USA.	<input type="checkbox"/>
44	RATNER, PAUL H., et al., "Combination therapy with azelastine hydrochloride nasal spray and fluticasone propionate nasal spray in the treatment of patients with seasonal allergic rhinitis," Annals of Allergy, Asthma & Immunology, January 2008, Vol. 100, Cover page, publishing page, pgs. 74-81.	<input type="checkbox"/>

INFORMATION DISCLOSURE STATEMENT BY APPLICANT (Not for submission under 37 CFR 1.99)	Application Number		10518016
	Filing Date		2005-07-06
	First Named Inventor	Amar Lulla	
	Art Unit		1616
	Examiner Name	Thor B. Nielsen	
	Attorney Docket Number		PAC/20632 US (4137-04700)

45	RATNER, PAUL H., et al., "A Comparison of the Efficacy of Fluticasone Propionate Aqueous Nasal Spray and Loratadine, Alone and in Combination, for the Treatment of Seasonal Allergic Rhinitis," The Journal of Family Practice, August 1998, Vol. 47, No 2, pgs. 118-125, Appleton & Lange.	<input type="checkbox"/>
46	NIELSEN, LARS P., "Comparison of Intranasal Corticosteroids and Antihistamines in Allergic Rhinitis, A Review of Randomized, Controlled Trials," Am. J. Respir Med. 2003, Vol. 2, No 1, Cover page, publishing page, pgs. 55-65., ADIS International Limited.	<input type="checkbox"/>
47	NIELSEN, LARS Peter, et al., "Intranasal Corticosteroids for Allergic Rhinitis, Superior Relief?," Drugs 2001, Vol. 61, No. 11, pgs. 1563-1579, ADIS International Ltd.	<input type="checkbox"/>
48	DI LORENZO, G., et al., "Randomized Placebo-controlled Trial Comparing fluticasone aqueous nasal spray in mono-therapy, fluticasone plus cetirizine, fluticasone plus montelukast and cetirizine plus montelukast for seasonal allergic rhinitis," Clin. Exp. Allergy, 2004, Vol. 34, pgs. 259-267, Blackwell Publishing Ltd.	<input type="checkbox"/>
49	AKERLUND, ANDERS, et al., "Clinical trial design, nasal allergen challenge models, and considerations of relevance to pediatrics, nasal polyposis, and different classes of medication," J. Allergy Clin. Immunol., March 2005, Vol. 115, No. 3, pgs. S460-S482.	<input type="checkbox"/>
50	HOWARTH, P. H., "A comparison of the anti-inflammatory properties of intranasal corticosteroids and antihistamines in allergic rhinitis," Allergy 2000, Vol. 62, pgs. 6-11, Munksgaard 2000.	<input type="checkbox"/>

If you wish to add additional non-patent literature document citation information please click the Add button **Add**

EXAMINER SIGNATURE

Examiner Signature	Date Considered
--------------------	-----------------

*EXAMINER: Initial if reference considered, whether or not citation is in conformance with MPEP 609. Draw line through a citation if not in conformance and not considered. Include copy of this form with next communication to applicant.

¹ See Kind Codes of USPTO Patent Documents at www.USPTO.GOV or MPEP 901.04. ² Enter office that issued the document, by the two-letter code (WIPO Standard ST.3). ³ For Japanese patent documents, the indication of the year of the reign of the Emperor must precede the serial number of the patent document. ⁴ Kind of document by the appropriate symbols as indicated on the document under WIPO Standard ST.16 if possible. ⁵ Applicant is to place a check mark here if English language translation is attached.

**INFORMATION DISCLOSURE
STATEMENT BY APPLICANT**
(Not for submission under 37 CFR 1.99)

Application Number		10518016
Filing Date		2005-07-06
First Named Inventor	Amar Lulla	
Art Unit	1616	
Examiner Name	Thor B. Nielsen	
Attorney Docket Number	PAC/20632 US (4137-04700)	

CERTIFICATION STATEMENT

Please see 37 CFR 1.97 and 1.98 to make the appropriate selection(s):

That each item of information contained in the information disclosure statement was first cited in any communication from a foreign patent office in a counterpart foreign application not more than three months prior to the filing of the information disclosure statement. See 37 CFR 1.97(e)(1).

OR

That no item of information contained in the information disclosure statement was cited in a communication from a foreign patent office in a counterpart foreign application, and, to the knowledge of the person signing the certification after making reasonable inquiry, no item of information contained in the information disclosure statement was known to any individual designated in 37 CFR 1.56(c) more than three months prior to the filing of the information disclosure statement. See 37 CFR 1.97(e)(2).

See attached certification statement.

Fee set forth in 37 CFR 1.17 (p) has been submitted herewith.

None

SIGNATURE

A signature of the applicant or representative is required in accordance with CFR 1.33, 10.18. Please see CFR 1.4(d) for the form of the signature.

Signature	/Rodney B. Carroll/	Date (YYYY-MM-DD)	2011-08-16
Name/Print	Rodney B. Carroll	Registration Number	39,624

This collection of information is required by 37 CFR 1.97 and 1.98. The information is required to obtain or retain a benefit by the public which is to file (and by the USPTO to process) an application. Confidentiality is governed by 35 U.S.C. 122 and 37 CFR 1.14. This collection is estimated to take 1 hour to complete, including gathering, preparing and submitting the completed application form to the USPTO. Time will vary depending upon the individual case. Any comments on the amount of time you require to complete this form and/or suggestions for reducing this burden, should be sent to the Chief Information Officer, U.S. Patent and Trademark Office, U.S. Department of Commerce, P.O. Box 1450, Alexandria, VA 22313-1450. **DO NOT SEND FEES OR COMPLETED FORMS TO THIS ADDRESS. SEND TO: Commissioner for Patents, P.O. Box 1450, Alexandria, VA 22313-1450.**

Privacy Act Statement

The Privacy Act of 1974 (P.L. 93-579) requires that you be given certain information in connection with your submission of the attached form related to a patent application or patent. Accordingly, pursuant to the requirements of the Act, please be advised that: (1) the general authority for the collection of this information is 35 U.S.C. 2(b)(2); (2) furnishing of the information solicited is voluntary; and (3) the principal purpose for which the information is used by the U.S. Patent and Trademark Office is to process and/or examine your submission related to a patent application or patent. If you do not furnish the requested information, the U.S. Patent and Trademark Office may not be able to process and/or examine your submission, which may result in termination of proceedings or abandonment of the application or expiration of the patent.

The information provided by you in this form will be subject to the following routine uses:

1. The information on this form will be treated confidentially to the extent allowed under the Freedom of Information Act (5 U.S.C. 552) and the Privacy Act (5 U.S.C. 552a). Records from this system of records may be disclosed to the Department of Justice to determine whether the Freedom of Information Act requires disclosure of these records.
2. A record from this system of records may be disclosed, as a routine use, in the course of presenting evidence to a court, magistrate, or administrative tribunal, including disclosures to opposing counsel in the course of settlement negotiations.
3. A record in this system of records may be disclosed, as a routine use, to a Member of Congress submitting a request involving an individual, to whom the record pertains, when the individual has requested assistance from the Member with respect to the subject matter of the record.
4. A record in this system of records may be disclosed, as a routine use, to a contractor of the Agency having need for the information in order to perform a contract. Recipients of information shall be required to comply with the requirements of the Privacy Act of 1974, as amended, pursuant to 5 U.S.C. 552a(m).
5. A record related to an International Application filed under the Patent Cooperation Treaty in this system of records may be disclosed, as a routine use, to the International Bureau of the World Intellectual Property Organization, pursuant to the Patent Cooperation Treaty.
6. A record in this system of records may be disclosed, as a routine use, to another federal agency for purposes of National Security review (35 U.S.C. 181) and for review pursuant to the Atomic Energy Act (42 U.S.C. 218(c)).
7. A record from this system of records may be disclosed, as a routine use, to the Administrator, General Services, or his/her designee, during an inspection of records conducted by GSA as part of that agency's responsibility to recommend improvements in records management practices and programs, under authority of 44 U.S.C. 2904 and 2906. Such disclosure shall be made in accordance with the GSA regulations governing inspection of records for this purpose, and any other relevant (i.e., GSA or Commerce) directive. Such disclosure shall not be used to make determinations about individuals.
8. A record from this system of records may be disclosed, as a routine use, to the public after either publication of the application pursuant to 35 U.S.C. 122(b) or issuance of a patent pursuant to 35 U.S.C. 151. Further, a record may be disclosed, subject to the limitations of 37 CFR 1.14, as a routine use, to the public if the record was filed in an application which became abandoned or in which the proceedings were terminated and which application is referenced by either a published application, an application open to public inspections or an issued patent.
9. A record from this system of records may be disclosed, as a routine use, to a Federal, State, or local law enforcement agency, if the USPTO becomes aware of a violation or potential violation of law or regulation.

Electronic Patent Application Fee Transmittal

Application Number:	10518016
Filing Date:	06-Jul-2005
Title of Invention:	Combination of azelastine and steroids
First Named Inventor/Applicant Name:	Amar Lulla
Filer:	Rodney B. Carroll
Attorney Docket Number:	PAC/20632 US (4137-04700)

Filed as Large Entity

U.S. National Stage under 35 USC 371 Filing Fees

Description	Fee Code	Quantity	Amount	Sub-Total in USD(\$)
Basic Filing:				
Pages:				
Claims:				
Miscellaneous-Filing:				
Petition:				
Patent-Appeals-and-Interference:				
Post-Allowance-and-Post-Issuance:				
Extension-of-Time:				
Extension - 3 months with \$0 paid	1253	1	1110	1110

Description	Fee Code	Quantity	Amount	Sub-Total in USD(\$)
Miscellaneous:				
Submission- Information Disclosure Stmt	1806	1	180	180
Total in USD (\$)				1290

Electronic Acknowledgement Receipt

EFS ID:	10748063
Application Number:	10518016
International Application Number:	
Confirmation Number:	4912
Title of Invention:	Combination of azelastine and steroids
First Named Inventor/Applicant Name:	Amar Lulla
Customer Number:	30652
Filer:	Rodney B. Carroll/Edith Shek
Filer Authorized By:	Rodney B. Carroll
Attorney Docket Number:	PAC/20632 US (4137-04700)
Receipt Date:	16-AUG-2011
Filing Date:	06-JUL-2005
Time Stamp:	18:33:03
Application Type:	U.S. National Stage under 35 USC 371

Payment information:

Submitted with Payment	yes
Payment Type	Deposit Account
Payment was successfully received in RAM	\$1290
RAM confirmation Number	5370
Deposit Account	501515
Authorized User	

File Listing:

Document Number	Document Description	File Name	File Size(Bytes)/ Message Digest	Multi Part /.zip	Pages (if appl.)
-----------------	----------------------	-----------	-------------------------------------	------------------	------------------

1	Non Patent Literature	20632AU.pdf	1819645	no	38
			5d96ccf8e6197cb7f655886b49ef8579f4e4217e		
Warnings:					
Information:					
2	Non Patent Literature	20632BR.pdf	1505719	no	27
			ad8ed83c27e0b2dd641e0f5e3df9b6ebc5e743ce		
Warnings:					
Information:					
3	Non Patent Literature	20632CA1.pdf	922397	no	19
			ba575f0da05997b56a69d5f8c99519c8edb3d7ae		
Warnings:					
Information:					
4	Non Patent Literature	20632KR.pdf	4066971	no	89
			681721cc6c496af2d08b0808f2d1272892675263		
Warnings:					
Information:					
5	Non Patent Literature	20632MX.pdf	3689442	no	86
			d0e5e9eca38aafec1fd827671b586e06ddcd3595		
Warnings:					
Information:					
6	Non Patent Literature	20632PL.pdf	4484779	no	95
			59e87f357c63970da04610686403ac36ef6b50e5		
Warnings:					
Information:					
7	Non Patent Literature	20632RU1.pdf	3811765	no	65
			105e5ea680d14d5949c4be199db8587bc01abbd1		
Warnings:					
Information:					
8	Non Patent Literature	20632ZA.pdf	864619	no	18
			1b2cb3fcd0762149539f46d07fb7ac2c0b08e1c		
Warnings:					
Information:					
9	Non Patent Literature	122010_Applicant_Response_to_CA_Office_Action.pdf	450162	no	10
			685ac5bcd785c875c05006058850bc751107987		
Warnings:					
Information:					

10	Non Patent Literature	071111_ILOA_165771.pdf	121153 d83d62221781ca7c7b87f91fe2380d7184431752	no	3
Warnings:					
Information:					
11	Rule 130, 131 or 132 Affidavits	Rule132_Declaration_Chopra.pdf	2598762 8c695e12244b921e207210e87a6c12afccc8fe0d	no	8
Warnings:					
Information:					
12	Rule 130, 131 or 132 Affidavits	Rule132_Declaration_Malhotra.pdf	2697025 b29db80584cd5e4c1810a29e64b2e251c9b1de88	no	22
Warnings:					
Information:					
13	Rule 130, 131 or 132 Affidavits	Rule132_Declaration_Maus.pdf	20881684 78ed9da7f1834904dbfccb4a548d186ebf38a5ed	no	100
Warnings:					
Information:					
14	Rule 130, 131 or 132 Affidavits	Rule132_Declaration_Rajan.pdf	4090828 9000d6fdcea33d9c6925914d6d15689c1516069f	no	20
Warnings:					
Information:					
15		081611_Response_to_Office_Action.pdf	2076293 e11121f126b9a2188ba2eb7e41c024c2d03533cd	yes	58
Multipart Description/PDF files in .zip description					
Document Description		Start	End		
Amendment/Req. Reconsideration-After Non-Final Reject		1	1		
Specification		2	3		
Claims		4	14		
Applicant Arguments/Remarks Made in an Amendment		15	58		
Warnings:					
The page size in the PDF is too large. The pages should be 8.5 x 11 or A4. If this PDF is submitted, the pages will be resized upon entry into the Image File Wrapper and may affect subsequent processing					
Information:					

16	Information Disclosure Statement (IDS) Form (SB08)	081611_IDS.pdf	1205659	no	9
			88f3b2cf512a9ea38db7b3c3917aa27dffca6813		
Warnings:					
Information:					
17	Fee Worksheet (SB06)	fee-info.pdf	32147	no	2
			1ad147e898fd7048d08ed2f7ac1ef423d17593		
Warnings:					
Information:					
Total Files Size (in bytes):				55319050	
<p>This Acknowledgement Receipt evidences receipt on the noted date by the USPTO of the indicated documents, characterized by the applicant, and including page counts, where applicable. It serves as evidence of receipt similar to a Post Card, as described in MPEP 503.</p> <p><u>New Applications Under 35 U.S.C. 111</u> If a new application is being filed and the application includes the necessary components for a filing date (see 37 CFR 1.53(b)-(d) and MPEP 506), a Filing Receipt (37 CFR 1.54) will be issued in due course and the date shown on this Acknowledgement Receipt will establish the filing date of the application.</p> <p><u>National Stage of an International Application under 35 U.S.C. 371</u> If a timely submission to enter the national stage of an international application is compliant with the conditions of 35 U.S.C. 371 and other applicable requirements a Form PCT/DO/EO/903 indicating acceptance of the application as a national stage submission under 35 U.S.C. 371 will be issued in addition to the Filing Receipt, in due course.</p> <p><u>New International Application Filed with the USPTO as a Receiving Office</u> If a new international application is being filed and the international application includes the necessary components for an international filing date (see PCT Article 11 and MPEP 1810), a Notification of the International Application Number and of the International Filing Date (Form PCT/RO/105) will be issued in due course, subject to prescriptions concerning national security, and the date shown on this Acknowledgement Receipt will establish the international filing date of the application.</p>					

IN THE UNITED STATES PATENT AND TRADEMARK OFFICE

In re application of:

LULLA *et al.*

Appl. No. 10/518,016

Filed: July 6, 2005

For: **Combination Of Azelastine And Steroids**

Confirmation No.: 4912

Art Unit: 1616

Examiner: Nielsen, Thor B.

Atty. Docket: PAC/20632 US (4137-04700)

Declaration of Mr. Nikhil Chopra Under 37 C.F.R. § 1.132

Commissioner for Patents
P.O. Box 1450
Alexandria, VA 22313-1450

Sir:

1. I, Mr. Nikhil Chopra (M.Sc.), hereby declare and state as follows:
2. I am currently employed by Cipla Limited ("Cipla"), the assignee of the above-referenced U.S. Application No. 10/518,016 (the '016 application).
3. I hold the degree of M. Sc. from University School of Science, Ahmedabad, India. A recent copy of my Curriculum Vitae, accurately listing my scientific credentials and work experience, is attached herewith as Exhibit A.
4. As stated in my Curriculum Vitae, I have been employed by Cipla, since year 1996. I have served as Head, Marketing and Sales since April 2004, overseeing the marketing and sales of Cipla's products in India. As evidenced in my Curriculum Vitae, I have extensive experience in marketing and sales of medicinal products in India.
5. It is my understanding that the claims in the above-captioned patent application recite a pharmaceutical composition comprising azelastine or a pharmaceutically acceptable salt, solvate or physiologically functional derivative thereof, and a pharmaceutically acceptable ester of fluticasone wherein the pharmaceutical formulation is

in a dosage form suitable for nasal administration (the "claimed composition"). Duonase[®], a commercial embodiment of the claimed composition sold in India, is a metered spray formulation product for intranasal administration which contains 0.1% azelastine hydrochloride and 0.0357% fluticasone propionate and is indicated for the management of symptoms of allergic rhinitis and non-allergic vasomotor rhinitis.

6. Duonase[®] was launched in April 2004. Based on my education and experience, I am knowledgeable about the market share and sales history for Duonase[®] over the past seven years.

7. For at least the reasons discussed herein, it is my opinion that the sales of Duonase[®], relative to the sales of other subsequent and closely copied brand products mentioned below, indicates a level of commercial success for Duonase[®] that supports the non-obviousness of the claimed composition.

8. Duonase[®] has achieved widespread commercial success in India. Acceptance from the medical fraternity was enormous as the claimed combination unexpectedly provided both quick relief and sustained control. Within a year of launch, we sold **167,826 units** of Duonase[®] across India and were the only company in the market selling the claimed composition.

9. Looking at the acceptance and success of the combination, the very next year in 2005, two more companies, Zydus Cadila and Sun Pharma, ventured into the market with their own similar brands of combination intranasal fluticasone propionate/azelastine hydrochloride products, Combinase AQ and Nezalast, respectively.

10. Recognizing the success of the claimed composition, additional companies have entered the market on almost a yearly basis, with 1 entry in 2006 (Azeflo by Lupin Ltd), 1 entry in 2007 (Azenate by Entod), 1 entry in 2009 (Sarnase by Ranbaxy), and 2 entries in 2010 (Ezicas-AZ by Intas Pharma and Nasocom-AZ by Dr. Reddy's Labs).

11. A description of some of the competitive products is provided in Table 1 and a summary of the sales for Duonase[®] and the competitive products is provided in Table 2. All facts and figures taken for sales analysis are from IMS Health Information and Consulting Services India Pvt. Ltd., ICC Chambers II, 4th Floor, Near Saki Vihar Telephone Exchange, Saki-Vihar Road, Powai, Mumbai 400702, India. Website: www.imshealth.com.

Table 1

Brand	Composition	Company	Dose
Duonase	Fluticasone Propionate IP...0.0357 % w/v, AzelaStine Hydrochloride BP...0.10 % w/v Benzalkonium Chloride IP...0.01 % w/v (As preservative) Phenyl Ethyl Alcohol USP...0.25 % v/v (As preservative)	Cipla	70 MD
Azeflo	Fluticasone Propionate IP...0.05 % w/v, AzelaStine Hydrochloride BP...0.14 % w/v Benzalkonium Chloride Solution IP...0.02 % w/v (As preservative) Phenyl Ethyl Alcohol USP...0.25 % w/v (As preservative) Excipients.....q.s.	Lupin	70 MD
Nazomac AF	Fluticasone Propionate IP...0.05 % w/v, AzelaStine Hydrochloride BP...0.14 % w/v Preservatives: Benzalkonium Chloride IP...0.01 % w/v	Macleods	120 MD

137156 v1/4137.04709

	Phenyl Ethyl Alcohol USP...0.25 % w/v Excipients.....q.s.		
Combinase AQ	Fluticasone Propionate IP...0.05 % w/v, Azelaatine Hydrochloride BP...0.14 % w/v Preservatives: Benzalkonium Chloride Solution IP...0.02 % w/v Phenyl Ethyl Alcohol USP...0.25 % w/v Excipients.....q.s.	Zydus Cadila	70 MD
Nasocom AZ	Fluticasone Propionate IP...0.05 % w/v, Azelaatine Hydrochloride BP...0.14 % w/v Preservatives: Benzalkonium Chloride IP...0.01 % w/v Phenyl Ethyl Alcohol USP...0.25 % w/v Excipients.....q.s.	DRL	70 M.D
Duospray	Fluticasone Propionate IP...0.05 % w/v, Azelaatine Hydrochloride BP...0.14 % w/v Preservatives: Benzalkonium Chloride Solution IP...0.02 % w/v Phenyl Ethyl Alcohol USP...0.25 % w/v Excipients.....q.s.	Emcure	70 M.D

Table 2

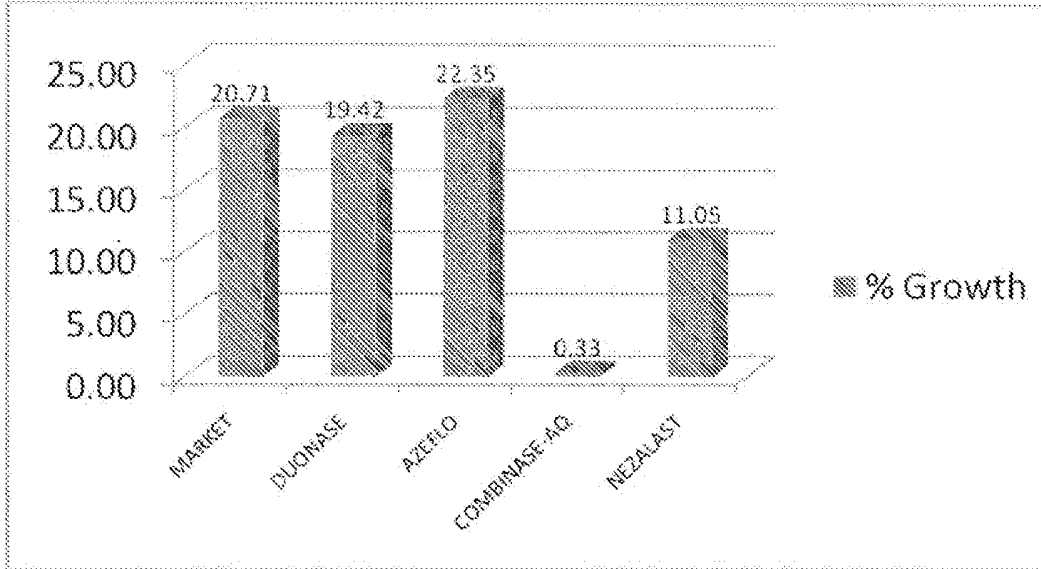
PRODUCT DESC	LAUNCH	MAT ~ 03/2005	MAT ~ 03/2006	MAT ~ 03/2007	MAT ~ 03/2008	MAT ~ 03/2009	MAT ~ 03/2010	MAT ~ 03/2011
COMPANY		UNITS	UNITS	UNITS	UNITS	UNITS	UNITS	UNITS
SELECTED TOTAL		167,826	254,972	348,373	545,163	633,464	771,417	918,920
DUONASE	CIPLA	200404	167,826	240,271	263,680	350,072	398,499	439,257
COMBINASE	ZYDUS							
	CADILA*	200510	0	11,279	47,041	87,583	90,553	146,429

12/15/10 v14121.04700

AQ									
NEZALAST	SUN PHARMA*	200511	0	3,422	19,830	36,418	43,069	52,794	60,360
AZEFLO	LUPIN LIMITED	200606	0	0	17,822	69,301	97,416	129,850	160,091
AZENATE	ENTOD	200707	0	0	0	1,789	3,927	1,747	2,503
SARNASE	RANBAXY*	200909	0	0	0	0	0	1,340	220
EZICAS-AZ	INTAS PHARMA*	201004	0	0	0	0	0	0	23,514
NASOCOM-AZ	DR REDDYS LABS	201006	0	0	0	0	0	0	15,587

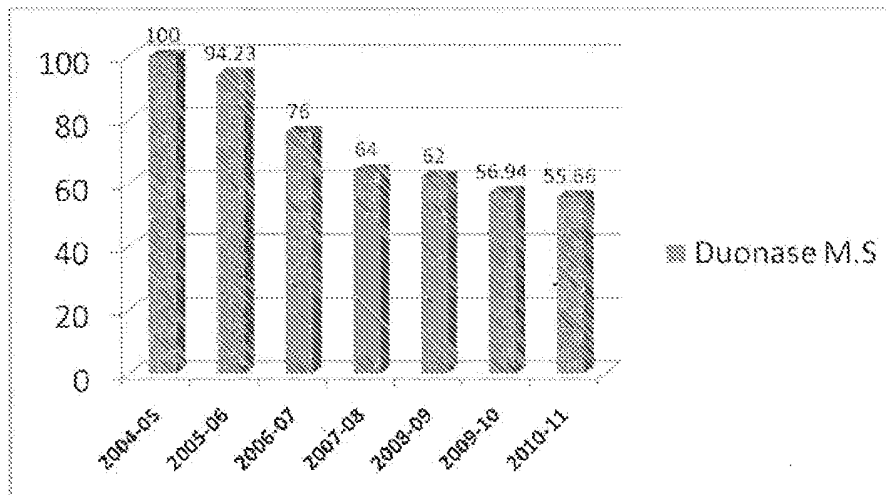
12. As shown in Table 2, the overall market for the claimed composition has grown steadily from 167,826 units reported in 2005 to 918,920 units reported in 2011. The growth of the market is further represented in Fig. 1, which indicates that the overall market for the claimed composition has grown at a rate of 20.71%. Also as shown in Figure 1, Duonase[®] has grown at about the same rate, 19.42%, and the overall market, 20.71%.

Fig. 1



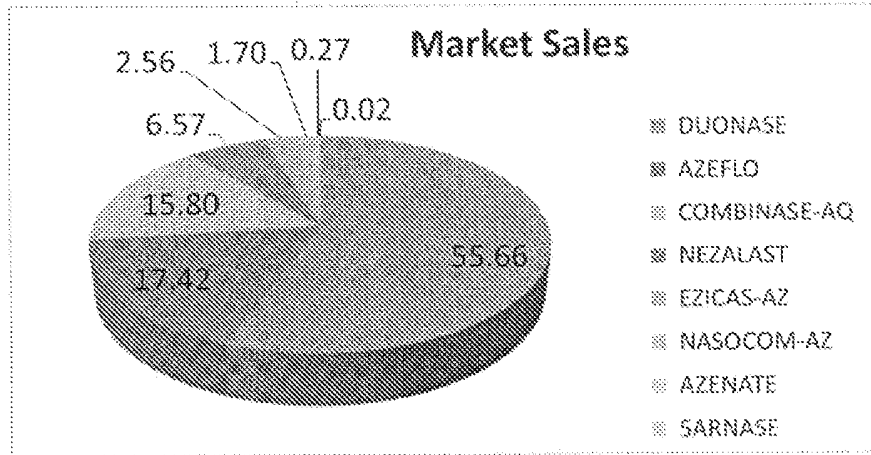
13. As shown in Figs. 2 and 3, Duonase[®] has remained the single largest participant in the market since inception in 2004.

Fig. 2



132186 v1a1D7.04700

Fig. 3



14. Based upon this information and my personal experience, it is my opinion that the commercial success for Duonase[®] as demonstrated by the growth of the overall market since creation by Cipla, the continued growth of sales for Duonase[®], and the rapid, wide-spread, and on-going copying by competitors supports the non-obviousness of the claimed composition.

15. I further state that all statements made on my own knowledge are true and that all statements made on information and belief are believed to be true and further that willful false statements and the like are punishable by fine or imprisonment or both under Section 1001 of Title 18 of the U.S. Code and may jeopardize the validity of the application or any patent issuing thereon.

12/08/01
Date

[Signature]
Mr. Nikhil Chopra

CURRICULUM VITAE

Name : Nikhil Chopra

Father's Name : Ashok Kumar Chopra

Current Address : No.301, 3rd floor, Orchid, Dosti Acres
New Uphill Link Road, Off S M Road
Wadala (East), Mumbai : 400 037.

Date of birth : 01 October, 1973

Telephone : 9820702192 (M)

Email : nikhil73@gmail.com

Educational Qualification : M.Sc. from University School of Science,
Ahmedabad (1996)

B.Sc. from Bhavans College, Ahmedabad,
(1994)

H.Sc. from Amrut High School, Ahmedabad,
(1991)

S.S.C. from Rachana High School, Ahmedabad (1989)

Advance Diploma in Computer Application (ADCA)

Accolades : Awarded three gold medals at Third B.Sc. (Chem)
Gujarat University Exam 1994

Work Experience : 15 years of experience at Cipla Ltd (YOJ : 1996)

Current position : Head Marketing and Sales, Cipla Ltd, Mumbai, India

IN THE UNITED STATES PATENT AND TRADEMARK OFFICE

Applicants:	Amar Lulla, <i>et al.</i>	§	Confirmation No.:	4912
		§		
Serial No.:	10/518,016	§	Group Art Unit:	1616
		§		
Filed:	July 6, 2005	§	Examiner:	Nielsen, Thor B.
		§		
For:	COMBINATION OF AZELASTINE AND STERIODS	§	Attorney Docket:	PAC/20632 US (4137-04700)

DECLARATION OF GEENA MALHOTRA UNDER 37 CFR § 1.132

Commissioner for Patents
P.O. Box. 1450
Alexandria, VA 22313-1450

Sir:

1. I, Geena Malhotra, hereby declare and state as follows:
2. I am currently employed by Cipla Limited (“Cipla”), the assignee of the above-referenced U.S. Pat. App. No. 10/518,016 (the ‘016 application), as Head of Research and Development.
3. I hold the degree of B. Pharm. from SNDT University. A copy of my *Curriculum Vitae*, accurately listing my scientific credentials and work experience, is attached herewith as Exhibit A.
4. I am a co-inventor of the invention claimed in the ‘016 application.
5. I have been informed that the U.S. Patent Office has cited published European Pat. App. Publication No. 0780127A1 by Ronald Cramer (“Cramer”) as prior art against the ‘016 application, and specifically that the U.S. Patent Office considers Example 3 of *Cramer* to be the closest prior art example.

6. I have reviewed and am familiar with *Cramer*, and Example 3 of *Cramer* has been reproduced experimentally under my supervision. For at least the reasons discussed in detail below, the formulation described in Example 3 of *Cramer* is inoperable and unacceptable as a pharmaceutical formulation in a dosage form suitable for nasal administration.

7. Example 3 of *Cramer* was reproduced according to the following table of ingredients and process of preparation:

Ingredients	Quantity (% w/v)
Drugs (Azelastine hydrochloride + Triamcinolone acetonide)	98 mcg (0.07%) + 70 mcg (0.05%)
Hydroxy propyl methyl cellulose [HPMC (E4M)]	1.0
Glycerin	2.0
Polysorbate 80	0.05
Benzalkonium Chloride NF	0.02
Disodium EDTA	0.05
Sodium Chloride	0.9
Purified water	q.s. to vol.

Process of preparation:

- 1) Part quantity of purified water was taken in a vessel.
- 2) Sodium chloride and Disodium EDTA was added and dissolved under stirring followed by heating the bulk.
- 3) Hydroxy propyl methyl cellulose (HPMC) was added and dispersed under stirring.
- 4) Stirring was done and bulk was held at 2-8°C overnight.
- 5) Glycerin was added and mixed in above bulk under stirring.
- 6) Part quantity of purified water was taken and Azelastine hydrochloride was dissolved in it to form drug slurry.
- 7) Drug slurry of step # 6 was added in main bulk of step # 5 under stirring.
- 8) Polysorbate 80 was added and dissolved in part quantity of purified water. Triamcinolone acetonide was added to this solution under stirring.
- 9) Drug slurry of step # 8 was added in above bulk of step # 7 under stirring.

10) Benzalkonium chloride was added in part quantity of purified water and this solution was added in above bulk under stirring.

11) Volume was made-up with purified water.

12) Stirring was done and pH was checked.

8. Upon completion of the process of preparation, the following observations were noted:

Stability test:	Azelastine hydrochloride + Triamcinolone acetonide Nasal Spray
	INITIAL OBSERVATIONS
Product description	White, translucent, viscous suspension. On keeping, the active ingredient settled in bottle and was very difficult to re-disperse. This is expected to lead to variation in content per spray. A lot of foam was generated on shaking which was difficult to dissipate owing to high viscosity; this is expected to lead to inconsistent delivery.
Osmolality	554 mOsm/kg (<i>Hyperosmotic/hypertonic</i>)
Product performance with 40 mcl nasal pump and suitable actuator	After actuation of nasal pump, <i>bulk was discharged as a Jet (a stream of liquid forcefully shooting forth from the orifice) and not as a Spray.</i>

9. From the observations set forth in paragraph 8, it is conclusive that the formulation described in Example 3 of *Cramer* is inoperable and unacceptable as a pharmaceutical formulation in a dosage form suitable for nasal administration for at least the following reasons:

- (A) Unacceptable settling and difficulty in resuspending – homogeneity of the active material in product is not expected to be maintained due to caking seen at the bottom of vial of the formulation;
- (B) Unacceptable jet rather than desired spray mist – after actuation of the nasal pump, the product comes out as jet (a stream of liquid forcefully shooting forth from the orifice) and not a spray (a mist of fine liquid particles), and due to which the drug is not expected to be suitably deposited on nasal mucosa; and

(C) Unacceptable osmolality – It is widely known and accepted that nasal sprays are preferably isotonic (as is acknowledged by *Cramer* at page 3, lines 8 and 49) rather than hypertonic.¹ Accordingly, the undesirable hyperosmotic (i.e., 554 mOsm/kg), hypertonic character of the product is expected to give rise to irritation of the nasal mucosa.

10. Insofar as the azelastine hydrochloride + triamcinolone acetonide formulation of Example 3 of *Cramer* was found to be inoperable and unacceptable as a pharmaceutical formulation in a form suitable for nasal administration, no appropriate comparison can be made between *Cramer's* Example 3 formulation and the formulation of the claimed invention. In addition, any further proposed chemical analysis or stability studies would yield no data relevant to any such comparison.

11. I, Geena Malhotra, further declare that all statements made herein of my own knowledge are true and that all statements made on information and belief are believed to be true; and further that these statements are made with the knowledge that willful false statements and the like so made are punishable by fine, imprisonment, or both under section 1001 of Title 18 of the United States Code and that such willful false statements may jeopardize the validity of this application or any patent issuing thereon.

Date: 12th Aug' 2011



Geena Malhotra

¹ “[I]sotonic conditions are required for ophthalmic, nasal, most electrolyte and other preparations.” A hypertonic solution will cause water to leave the intracellular compartment with consequent cell shrinkage while a hypotonic solution will cause the cell to imbibe water which produces swelling, distention and finally rupture of the cells. (See *Inorganic Medicinal and Pharmaceutical Chemistry, Block, Roche et al; 1986, pg-100*, attached hereto as Exhibit B). Further specifically with reference to nasal formulations, shrinkage of epithelial cells has been observed in the presence of hypertonic solutions. Hypertonic saline solutions also inhibit or cease ciliary activity (See *Development of Nasal Delivery Systems: A Review, Drug Development and Delivery, Vol. 2 No. 7, October 2002*, attached hereto as Exhibit C).

CURRICULUM VITAE

Name	Mrs. Geena Malhotra
Date of Birth	April 20, 1964
Residential address	4, Anderson House Opposite Mazgaon Dock Post Office, Mazgaon, Mumbai-10 India Tel: 91 22 23720714
Educational Qualification	B. Pharm. (1985) SNDT University
Work experience	
1986 -1991	R&D Scientist at Cipla Ltd., Mumbai Central
1991 – 1995	Group leader formulation development, Cipla Ltd., Mumbai Central
1995 onwards and Current position	Head – Research & Development
International Seminars	Nov. 1995 : Attended International seminar on IPEC, France
	Apr. 1997 : Attended Eudragit workshop by ‘Rohm Pharma’ Germany
	June 1998 : Attended Annual Conference on Dry Powder Inhalers, U.K
	June 2000 : Attended Annual Conference on Dry Powder Inhalers, U.K
	June 2001 : Attended Annual Conference on Dry Powder Inhalers, U.K
	Aug. 2001 : Attended Alginate and coating training, Belgium
	Nov. 2001 : Attended International seminar on Nutrition labeling and health claim, Mumbai
	June 2002 : Attended Annual Conference on Dry Powder Inhalers, U.K

May 2005 : Attended RDD Conference, Paris, France

May 2006 : Attended RDD Conference, Florida, USA & presented a Poster Presentation on Zerostat V – A Non-Electrostatic Valved Holding Chamber

Mar 2007 : Attended 1st International Symposium on Hot Melt Extrusion, Frankfurt, Germany

June 2008 : Attended Leistriz Pharmaceutical Extrusion Seminar, USA

March 2010: Attended Lipid Symposium, Singapore

April 2010 : Attended RDD Conference, Florida, USA

June 2010 : Attended Gerteis Seminar, Switzerland

October 2010: Attended CPhi Conference, Paris, France

May 2011 : Attended Interpack 2011, Germany


Inventor of following patents and applications

1. Cyclosporine Formulations (AU706995).
2. Benzimidazole pharmaceutical composition and process of preparation (WO9852564); Granted in GB (GB2343117).
3. Topical sprays (WO00/45795).
4. A pharmaceutical composition containing Bisphosphonic acid(s) or salt(s) thereof and a process for preparing thereof (WO01/32185).
5. Spacer device for Inhaler (WO0033902); Granted in Europe, US & Canada.
6. Anti-wrinkle cream composition (IN182970).
7. Herbal antiseptic cream composition (ZA98/03753).
8. Topical Medicinal spray composition and their preparation which compositions can be used to treat a variety of disorders (IN188096).
9. Process for the manufacture of metered dose topical aerosol topical aerosol dispenser as spray (93/BOM/99).
10. A spacer device for administering orally a volatile liquid composition by inhalation (IN190657).
11. Oil-in water micro emulsion (EP0760237A1).

12. Pharmaceutical formulation including a suspension of Cefadroxil (ZA2000/7740).
13. An improved device for administering orally or nasally the powdered or volatile composition by inhalation (IN188288); Granted in South Africa & Sri Lanka.
14. Bilayered tablet containing Lamivudine, Stavudine & Nevirapine (ZA2001/10499)
15. Tablet containing Lamivudine, Zidovudine & Nevirapine (ZA2001/10500).
16. Tablet containing Lamivudine and Stavudine (ZA2001/10501).
17. Tablet containing Lamivudine, Stavudine and Nevirapine (ZA2001/10502).
18. Anti malarial Compositions and Process Thereof (WO2005/023304); Granted in Seychelles & South Africa.
19. A Pharmaceutical Composition Containing Bisphosphonic Acid(S) Or Salt(S) Thereof and a Process of Preparing Thereof (WO2005/030177); Granted in South Africa.
20. A Process For Preparing A Topical Medicinal Spray Composition (IN188096).
21. Anti-Histaminic Composition (W02006/008512); Granted in Morocco, Iran, Bangladesh, OAPI and South Africa.
22. Enteric Coated Formulation For Bisphosphonic Acids And Salts Thereof (US6676965).
23. Inhalation Formulations (W02005/087192); Granted in Morocco & OAPI.
24. Inhaler (W02006/051300); Granted in Morocco & Singapore.
25. Medicament Inhaler Device (W02005/113043); Granted in Burundi, Lebanon, Malta, Myanmar & Iran.
26. Medicated Stick Composition (WO0044347).
27. Multi-dose inhaler (WO2005004962); Granted in Lebanon, Malta, Morocco, Syria, Singapore, Eurasia, South Africa & US.
28. Oral formulations for 5-HT- Receptor agonists, uses and methods of treatment employing the same (WO 2005/044222); Granted in Morocco, South Africa & UK.
29. Pharmaceutical Combinations and Formulations With Improved stability (W02005/011737).
30. Pharmaceutical Combinations Comprising Lamivudine, Stavudine And Efavirenz For Treating viral Infections (WO2004089383 / WO2004089382).
31. Pharmaceutical Composition (WO2004/071398).
32. Pharmaceutical Composition Comprising A Betaminetic Agent And A Mucolytic Agent (W02006/030221).
33. Pharmaceutical Composition Comprising An Isomer Of A Betamimetic Agent And An Anti- Cholinergic Agent (W02006/027595).

34. Pharmaceutical Composition Comprising Azelastine And Steroid (WO2003/105856);
Granted in Europe, Morocco, GB, Algeria, Singapore, South Africa & New Zealand.
35. Pharmaceutical Composition Comprising Immunosuppressants for the Treatment Of
Dermatophytosis (WO2004/071510).
36. Pharmaceutical Composition Comprising Tibolone And Process for Producing The Same
(WO2005/117899).
37. Pharmaceutical Composition for the Administration of Water-Insoluble pharmaceutically
active substances and a process for preparation thereof (WO0132143).
38. Pharmaceutical Compounds & Composition (WO2006/064283).
39. Pharmaceutical dispensing aid (WO2005/000712).
40. Pharmaceutical Formulation Comprising Anti-Obesity Agent and Acidulant
(WO2004096202).
41. Pharmaceutical formulation with improved stability (EP1680092 A2).
42. Pharmaceutical Formulations Comprising A Proton Pump Inhibitor (WO2005/000269).
43. Pharmaceutical Formulations Comprising Beta-2 Adrenoreceptor Agonists and Xanthines
(WO2004/050067).
44. Pharmaceutical Inclusion Complexes Containing a Steroid and Optionally an
Antibacterial Agent (WO2004/069280).
45. Pharmaceutical Preparation Comprising Calcitonin (GB2417202 A).
46. Pharmaceutical Product Comprising a Beta-2 Adrenergic Agonist And An H 1-Receptor
Antagonist (WO2005/041969).
47. Pharmaceutical Product Comprising a Beta-2 Adrenoceptor Agonist and an
Antihistamine (WO2005/007145).
48. Pharmaceutical Products and Composition Comprising Specific Anticholinergic Agents,
Beta-2 Agonists and Corticosteroids (ZA200501703).
49. Proton Pump Inhibitor Composition In Paste Form (GB2394895 A).
50. Sterilization Process (US2005201888).
51. Topical immunotherapy and compositions for use therein (US2006204446).
52. Topical Spray Compositions (US6962691, EP1150661).
53. Transdermal pharmaceutical formulation (WO 2005/041943); Granted in Bangladesh,
Burundi, Haiti, Malta, Morocco, Panama, Peru, South Africa & Singapore.
54. Venlafaxine Hydrochloride extended release pellets (KR20060065319)
55. Omeprazole (WO98/52564).
56. Medicated stick composition (WO0044347).

57. Pharmaceutical compositions containing new polymorphic forms of Olanzapine & uses thereof (US7022698, EP1246827).
58. Inhalation device (ZA98/11257).
59. Anti-wrinkle cream composition (IN182970).
60. Improved Dry Powder Inhaler (WO2007/144659).
61. Antiretroviral Solid Oral Composition (PCT/GB2007/003061).
62. A pharmaceutical composition (WO2007/026156).
63. Anti-malarial composition (PCT/GB2006/002919).
64. Pharmaceutical Formulation (WO2008/102128).
65. Multidose Inhaler (WO2008/114034).
66. Pharmaceutical combinations (WO 2007/068934).
67. Pharmaceutical composition (WO 2007/072060).
68. Stable formulations for Inhalations (PCT/GB08/002029).
69. Pharmaceutical Compositions (PCT/GB2008/002567).
70. Solid Pharmaceutical Composition (PCT/GB2008/003155).



BLOCK • ROCHE • SOINE • WILSON

VARCHESI PUBLISHING HOUSE

1000 Rajabai Building

100 D. D. Palka Road, Bombay-400 034

Inorganic
Medicinal and Pharmaceutical
Chemistry

BLOCK • ROCHE • SOINE • WILSON

VARGHESE PUBLISHING HOUSE
and Rajasthani Building
D. Phake Road, Bombay-400 014

Inorganic Medicinal and Pharmaceutical Chemistry

JOHN H. BLOCK, Ph.D.

*Associate Professor of
Pharmaceutical Chemistry
Oregon State University
School of Pharmacy
Corvallis, Oregon*

EDWARD B. ROCHE, Ph.D.

*Associate Professor of
Medicinal Chemistry
University of Nebraska Medical Center
College of Pharmacy
Omaha, Nebraska*

TAITO O. SOINE, Ph.D.

*Professor of Medicinal Chemistry and
Chairman, Department of Medicinal Chemistry
University of Minnesota
Minneapolis, Minnesota*

CHARLES O. WILSON, Ph.D.

*Professor Emeritus of Pharmaceutical Chemistry
Oregon State University
School of Pharmacy
Corvallis, Oregon*

INDIAN EDITION

VARGHESE PUBLISHING HOUSE

Hind Rajasthan Building
Dadar Bombay 400 014

1986

ited States Pharmacopeia, Eighteenth Revision, sion received from the Board of Trustees of vention, Inc. The said Convention is not on, or for any false or misleading implications on of excerpts from the original context.

the National Formulary, Thirteenth Edition, by the American Pharmaceutical Association. on is not responsible for any inaccuracy of y arise by reason of the separation of excerpts

ion Data

emistry.

cal.
Pharmaceutical. QV744 I58 1974]

opyright under the International Copyright protected by copyright. No part of it may means without written permission of the

with LEA & FEBIGER

in Building Dadar

mbay 400 031.

Preface

Inorganic Medicinal and Pharmaceutical Chemistry has been designed as a classroom textbook written with two purposes in mind. The first is to present a review of those principles of inorganic chemistry that apply to medicinal and/or pharmaceutical chemistry. In that regard, the first two chapters are devoted to explanations of atomic structure as it relates to bonding forces and complexation, and a summary of the important physical properties of each element group from the periodic table. The second purpose is to present detailed discussions of those inorganic agents used as pharmaceutical aids and necessities or as therapeutic and diagnostic agents. Those products used as pharmaceutical aids and necessities include acids and bases, buffers, antioxidants, water, and selected tableting aids. Inorganic compounds used therapeutically include products containing fluid/electrolytes, biochemically important ions, and therapeutically important ions. Other inorganic products described are antacids, cathartics, topical agents, dental products, inhalants, antidotes, etc. Radiopharmaceuticals are discussed both as diagnostic and as therapeutic agents. The toxicity problems associated with some of the inorganic cations are reviewed.

The general format is to define the class of products under discussion, to describe the rationale for their use, and then to discuss the specific agents. The latter usually includes the official description of the product, contraindications, therapeutic and pharmaceutical incompatibilities where appropriate, the official use, and, in many cases, alternate uses. Pertinent references have been provided.

Those who have taught inorganic pharmaceutical chemistry will note the occasional use of an illustration and some of the text from the eighth edition of *Rogers' Inorganic Pharmaceutical Chemistry*. However, the clinical emphasis in pharmacy education requires that topics be regrouped away from a chemical classification and classified according to their use. Selected chapters can be used as needed depending on where material is presented in a school's curriculum. Those schools using courses in intro-

v

Such solutions are termed *isotonic*, indicating that their effect on *cellular tone, tonicity*, is the same as that of normal physiological fluids. In other words, isotonic solutions have osmotic pressures equal to the osmotic pressure of intracellular fluid ($\pi_{\text{soln}} = \pi_{\text{cell}}$). These solutions can be applied to tissues or injected without causing damage to cells through osmotic effects.

The effect on cells of nonisotonic solutions follows the physical description of osmotic pressure imbalance mentioned above. If the osmotic pressure of the applied solution is greater than that of the intracellular fluid, the solution is termed *hypertonic* ($\pi_{\text{soln}} > \pi_{\text{cell}}$). This type of solution will cause water to leave the intracellular compartment with consequent cell shrinkage, a phenomenon known as *plasmolysis* (the term *crenation* is applied to this occurrence in red blood cells).

The opposite situation, in which the osmotic pressure of the solution is less than that of the intracellular fluid, results in a *hypotonic* solution ($\pi_{\text{soln}} < \pi_{\text{cell}}$). When a solution of this type comes into contact with tissue cells, the cell will imbibe water, which produces swelling, distention, and finally rupture. This course of events is referred to as *plasmolysis*, or *hemolysis* in the case of red blood cells.

Hypotonic or hypertonic solutions are sometimes used to advantage in electrolyte therapy (see Chapter 5), and the production of hypertonic conditions in kidney tubules and the intestinal tract is responsible for the action of osmotic diuretics and saline cathartics, respectively (see Chapter 8). However, isotonic conditions are required for ophthalmic, nasal, most electrolyte, and other preparations.

Experimental evidence (e.g., freezing point data) shows that a 0.9% w/v aqueous solution of sodium chloride is isotonic with all body fluids (including lachrymal fluid). Since sodium chloride is normally found in extracellular fluid, it follows that this salt can be used as the compound of choice for the adjustment of tonicity. Comparisons of the freezing point depression of various drugs with that of sodium chloride have resulted in the development of *sodium chloride equivalents*. These are factors which, when multiplied by the weight of a corresponding compound, provide a number equivalent to the weight of sodium chloride necessary to produce a solution having the same tonicity, provided that the weight of the compound and the calculated weight of sodium chloride are dissolved in equal volumes of water. This procedure allows the quantity of sodium chloride being replaced in a particular solution by another compound to be determined as well as the amount of sodium chloride to be added to the preparation to make it isotonic on the basis of a 0.9% solution. Of course, hypotonic and hypertonic solutions having a particular tonicity relative to sodium chloride can be prepared using the same factors. A table of sodium chloride equivalents for some commonly used drugs and sample calculations are given in Appendix B.

Issue Date: Vol. 2 No. 7 October 2002, Posted On: 3/28/2008

Development of Nasal Delivery Systems: A Review

NASAL DELIVERY

In recent years, the nasal mucosa has been considered as an administration route to achieve faster and higher level of drug absorption. The richly supplied vascular nature of the nasal mucosa coupled with its high drug permeation makes the nasal route

of administration attractive for many drugs, including proteins and peptides.¹ In addition, absorption of drug at the olfactory region of the nose provides a potential for a pharmaceutical compound to be available to the central nervous system. The nasal delivery of vaccines is another very attractive application in terms of efficacy and patient acceptance.²

The purpose of this review is to provide an overview of the factors that will affect formulation development and design of nasal products. The anatomical and physiological considerations of the nose, mechanism of nasal drug absorption and physicochemical factors affecting the formulation design will be presented. The role of absorption enhancers and target nasal drug delivery will also be discussed.

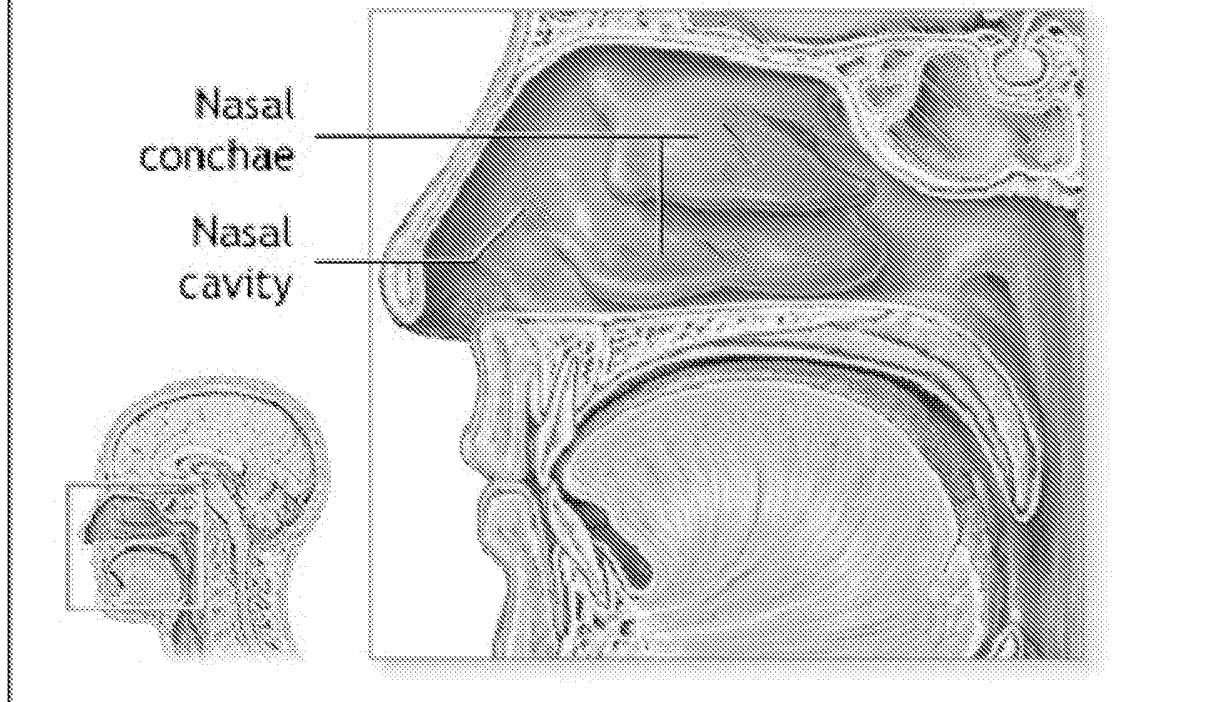
ANATOMY & PHYSIOLOGY OF THE NOSE

The nose is a complex organ from a kinetic point of view because three different processes: deposition, clearance or translocation and absorption of drugs take place inside the nose. For effective administration of therapeutic drugs through the nasal route, its anatomy and related physiological features must be taken into consideration.

The nasal septum divides the nasal cavity into two unequal cavities. The septum consists mostly of cartilage and skin, and therefore, the penetration of drugs is low. The most efficient area for drug absorption is the highly vascularized lateral wall of the nasal cavity: the mucosa lined over the turbinates or conchae (Figure 1).

FIGURE 1

Anatomy of the Nose

**Effect of Deposition on Absorption**

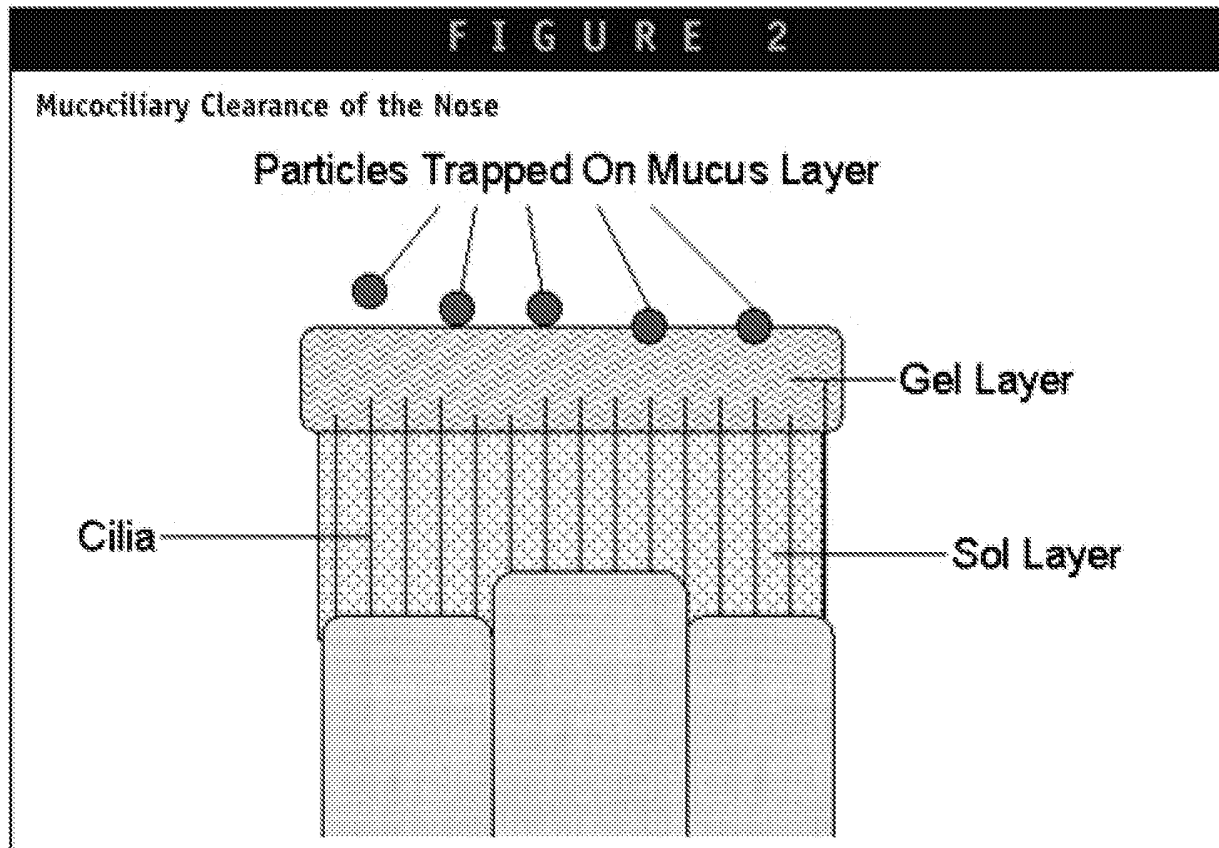
Deposition of the formulation in the anterior portion of the nose provides a longer nasal residence time. However, the anterior portion of the nose is an area of low permeability. On the other hand, depositing a drug in the posterior portion of the nose, where the drug permeability is generally higher, provides shorter residence time. The method of administration and properties of the formulation determine the deposition site.

Harris³ compared the deposition and removal of metered dose sprays with nasal drops. Nasal sprays were deposited anteriorly, after which small portions were cleared slowly into nasal pharynx by mucociliary clearance. In contrast, drops were deposited mostly posteriorly and were removed rapidly in large portions into the nasal pharynx.

Effect of Mucociliary Clearance

It is important that the integrity of the nasal clearance mechanism is maintained to perform normal physiological functions such as the removal of dust, allergens and bacteria. The ciliary activity is the driving force of the secretory transport in the nose to constantly remove particles that are trapped on the mucus blanket during inhalation (Figure 2).

FIGURE 2



The absorption of drugs is influenced by the residence (contact) time between the drug and the epithelial tissue. The mucociliary clearance is inversely related to the residence time and therefore inversely proportional to the absorption of drugs administered. A prolonged residence time in the nasal cavity may also be achieved by using bioadhesive polymers, microspheres, chitosan or by increasing the viscosity of the formulation.

Nasal mucociliary clearance can also be stimulated or inhibited by drugs, excipients, preservatives and/or absorption enhancers and thus affect drug delivery to the absorption site.

Effect of Enzymatic Activity

Several enzymes that are present in the nasal mucosa might affect the stability of drugs. For example, proteins and peptides are subjected to degradation by proteases and amino-peptidase at the mucosal membrane. The level of amino-peptidase present is much lower than that in the gastrointestinal tract.⁴ Peptides may also form complexes with immunoglobulin (Igs) in the nasal cavity leading to an increase in the molecular weight and a reduction of permeability.⁵

Nasal Emulsions & Ointments: Nasal emulsions and ointments have not been studied in detail as other nasal delivery systems. They offer advantages for local application mainly due to their viscosity. One of the major disadvantages is poor patient acceptability. The physical stability of emulsion formulations and precise delivery are some of the main formulation issues.

Specialized Delivery System: Microsphere technology is one of the specialized systems becoming popular for designing nasal products. Microspheres may provide more prolonged contact with the nasal mucosa and thus enhance absorption. Microspheres for nasal applications have been prepared using biocompatible materials, such as starch, albumin, dextran and gelatin.⁹ Their toxicity/irritancy should be evaluated. It was hypothesized¹⁰ that in the presence of starch microspheres, the nasal mucosa is dehydrated due to moisture uptake by the microspheres. This results in reversible "shrinkage" of the cells, providing a

temporary physical separation of the tight (intercellular) junctions that increases the absorption of drugs.

Drug Concentration, Dose & Dose Volume

Drug concentration, dose and volume of administration are three interrelated parameters that impact the performance of the nasal delivery performance. Nasal absorption of L- Tyrosine was shown to increase with drug concentration in nasal perfusion experiments.⁷ However, in another study,¹¹ Aminopyrine was found to absorb at a constant rate as a function of concentration. In contrast, absorption of salicylic acid was found to decline with concentration. This decline is likely due to nasal mucosa damage by the permeant.

Formulation pH

The pH of a nasal formulation is important for the following reasons:

- To avoid irritation of nasal mucosa;
- To allow the drug to be available in unionized form for absorption;
- To prevent growth of pathogenic bacteria in the nasal passage;
- To maintain functionality of excipients such as preservatives; and
- To sustain normal physiological ciliary movement.

Lysozyme is found in nasal secretions, which is responsible for destroying certain bacteria at acidic pH.¹² Under alkaline conditions, lysozyme is inactivated and the nasal tissue is susceptible to microbial infection. It is therefore advisable to keep the formulation at a pH of 4.5 to 6.5 keeping in mind the physicochemical properties of the drug as drugs are absorbed in the un-ionized form.

Buffer Capacity

Nasal formulations are generally administered in small volumes ranging from 25 to 200 μ L with 100 μ L being the most common dose volume. Hence, nasal secretions may alter the pH of the administered dose. This can affect the concentration of un-ionized drug available for absorption. Therefore, an adequate formulation buffer capacity may be required to maintain the pH in-situ.

Osmolarity

Drug absorption can be affected by tonicity of the formulation. Shrinkage of epithelial cells has been observed in the presence of hypertonic solutions. Hypertonic saline solutions also inhibit or cease ciliary activity. Low pH has a similar effect as that of a hypertonic solution.

Gelling/Viscofying Agents or Gel-Forming Carriers

According to a study by Pennington *et. al.*¹³, increasing solution viscosity may provide a means of prolonging the therapeutic effect of nasal preparations. Suzuki *et. al.*¹⁴ showed that a drug carrier such as hydroxypropyl cellulose was effective for improving the absorption of low molecular weight drugs but did not produce the same effect for high molecular weight peptides. Use of a combination of carriers is often recommended from a safety (nasal irritancy) point of view.

Solubilizers

Aqueous solubility of drug is always a limitation for nasal drug delivery in solution. Conventional solvents or co-solvents such as glycols, small quantities of alcohol, Transcutol (diethylene glycol monoethyl ether), medium chain glycerides and Labrasol (saturated polyglycolized C₈- C₁₀ glyceride) can be used to enhance the solubility of drugs. Other options include the use of surfactants or cyclodextrins such as HP- β -Cyclodextrin that serve as a biocompatible solubilizer and stabilizer in combination with lipophilic absorption enhancers. In such cases, their impact on nasal irritancy should be considered.

Preservatives

Most nasal formulations are aqueous based and need preservatives to prevent microbial growth. Parabens, benzalkonium chloride, phenyl ethyl alcohol, EDTA and benzoyl alcohol are some of the commonly used preservatives in nasal formulations. Van De Donk *et. al.*¹⁵ have shown that mercury-containing preservatives have a fast and irreversible effect on ciliary movement and should not be used in nasal systems.

Antioxidants

A small quantity of antioxidants may be required to prevent drug oxidation. Commonly used antioxidants are sodium metabisulfite, sodium bisulfite, butylated hydroxytoluene and tocopherol. Usually, antioxidants do not affect drug absorption or cause nasal irritation. Chemical/physical interaction of antioxidants and preservatives with drugs, excipients, manufacturing equipment and packaging components should be considered as part of the formulation development program.

Humectants

Many allergic and chronic diseases are often connected with crusts and drying of mucous membrane. Certain preservatives/antioxidants among other excipients are also likely to cause nasal irritation especially when used in higher quantities. Adequate intranasal moisture is essential for preventing dehydration. Therefore, humectants can be added especially in gel-based nasal products. Humectants avoid nasal irritation and are not likely to affect drug absorption. Common examples include glycerin, sorbitol and mannitol.

Role of Absorption Enhancers

When it becomes difficult for a nasal product to achieve its required absorption profile, the use of absorption enhancers is recommended. The selection of absorption enhancers is based upon their acceptability by regulatory agencies and their impact on the physiological functioning of the nose. Absorption enhancers may be required when a drug exhibits poor membrane permeability, large molecular size, lack of lipophilicity and enzymatic degradation by aminopeptidases.

Effect of Pathological Condition

Intranasal pathologies such as allergic rhinitis, infections, or previous nasal surgery may affect the nasal mucociliary transport process and/or capacity for nasal absorption. During the common cold, the efficiency of an intranasal medication is often compromised. Nasal clearance is reduced in insulin-dependent diabetes. Nasal pathology can also alter mucosal pH and thus affect absorption of drugs.

MECHANISM OF DRUG ABSORPTION

Several mechanisms have been proposed but the following two mechanisms have been considered predominantly. The first mechanism involves an aqueous route of transport, which is also known as the paracellular route. This route is slow and passive. There is an inverse log-log correlation between intranasal absorption and the molecular weight of water-soluble compounds. Poor bioavailability was observed for drugs with a molecular weight greater than 1000 Daltons.

The second mechanism involves transport through a lipoidal route that is also known as the transcellular process and is responsible for the transport of lipophilic drugs that show a rate dependency on their lipophilicity. Drugs also cross cell membranes by an active transport route via carrier-mediated means or transport through the opening of tight junctions. For example, Chitosan, a natural biopolymer from shellfish, opens tight junctions between epithelial cells to facilitate drug transport.⁶

FORMULATION DESIGN

Physicochemical Properties of Drugs

Chemical Form: The chemical form of a drug can be important in determining absorption. For example, conversion of the drug into a salt or ester form can alter its absorption. Huang *et. al.*⁷ studied the effect of structural modification of drug on absorption. It was observed that in-situ nasal absorption of carboxylic acid esters of L-Tyrosine was significantly greater than that of L-Tyrosine.

Polymorphism: Polymorphism is known to affect the dissolution rate and solubility of drugs and thus their absorption through biological membranes. It is therefore advisable to study the polymorphic stability and purity of drugs for nasal powders and/or suspensions.

Molecular Weight: A linear inverse correlation has been reported between the absorption of drugs and molecular weight up to 300 Daltons. Absorption decreases significantly if the molecular weight is greater than 1000 Daltons except with the use of absorption enhancers.

Particle Size: It has been reported that particle sizes greater than 10 μm are deposited in the nasal cavity. Particles that are 2 to 10 μm can be retained in the lungs, and particles of less than 1 μm are exhaled.

Solubility & Dissolution Rate: Drug solubility and dissolution rates are important factors in determining nasal absorption from powders and suspensions. The particles deposited in the nasal cavity need to be dissolved prior to absorption. If a drug remains as particles or is cleared away, no absorption occurs.

Delivery Systems

The selection of delivery system depends upon the drug being used, proposed indication, patient population and last but not least, marketing preferences. Some of these delivery systems and their important features are summarized below:

Nasal Drops: Nasal drops are one of the most simple and convenient systems developed for nasal delivery. The main disadvantage of this system is the lack of dose precision and therefore nasal drops may not be suitable for prescription products. It has been reported that nasal drops deposit human serum albumin in the nostrils more efficiently than nasal sprays.

Nasal Sprays: Both solution and suspension formulations can be formulated into nasal sprays. Due to the availability of metered dose pumps and actuators, a nasal spray can deliver an exact dose from 25 to 200 μL . The particle size and morphology (for suspensions) of the drug and viscosity of the formulation determine the choice of pump and actuator assembly.

Nasal Gels: Nasal gels are high-viscosity thickened solutions or suspensions. Until the recent development of precise dosing devices, there was not much interest in this system. The advantages of a nasal gel include the reduction of post-nasal drip due to high viscosity, reduction of taste impact due to reduced swallowing, reduction of anterior leakage of the formulation, reduction of irritation by using soothing/emollient excipients and target delivery to mucosa for better absorption. A Vitamin B12 gel has been recently developed as a prescription product.⁸

Nasal Powders: This dosage form may be developed if solution and suspension dosage forms cannot be developed e.g., due to lack of drug stability. The advantages to the nasal powder dosage form are the absence of preservative and superior stability of the formulation. However, the suitability of the powder formulation is dependent on the solubility, particle size, aerodynamic properties and nasal irritancy of the active drug and/or excipients. Local application of drug is another advantage of this system but nasal mucosa irritancy and metered dose delivery are some of the challenges for formulation scientists and device manufacturers.

Generally, the absorption enhancers act via one of the following mechanisms:

- Inhibit enzyme activity;

- Reduce mucus viscosity or elasticity;
- Decrease mucociliary clearance;
- Open tight junctions; and
- Solubilize or stabilize the drug.

Absorption enhancers are generally classified as physical and chemical enhancers. Chemical enhancers act by destructing the nasal mucosa very often in an irreversible way, whereas physical enhancers affect nasal clearance reversibly by forming a gel. The enhancing effect continues until the gel is swallowed. Examples of chemical enhancers are chelating agents, fatty acids, bile acid salts, surfactants, and preservatives. Osmolarity and pH may accelerate the enhancing effect.

TARGET NASAL DRUG DELIVERY

If a nasal formulation is delivered to the target site of absorption (turbinates), benefits can be gained from increased absorption and/or decreased dosage requirements. There may also be a reduction of taste of the drug because of minimum or reduced swallowing of the administered drug. Currently, tip aperture design pumps are available to administer formulations in an upward direction. Because the turbinates are located at the sides of the nostrils (not upward) (Figure 1), the entire dose volume cannot be administered to the target site of absorption. This also leads to swallowing of part of the dose. It may be possible to design a side aperture pump to direct the entire dose volume directly to the absorption site, the turbinates, for more efficient (target) nasal delivery.

SUMMARY


In order to formulate a nasal formulation with desirable performance and commercial attributes, the drug properties, delivery system and nasal physiology should all be considered and understood from the early stages of a product development. It is advisable to focus on maximizing the residence time and ensuring an efficient absorption of drug. A successful nasal formulation program involves detailed consideration of the interactions between formulation composition, device design, delivery system and the patient's pathological condition.

REFERENCES

1. Smith EL, Hill RL, Borman A. Activity of insulin degraded by aminopeptidase. *Biophys Acta*. 1958;29:207.
2. Dominique D, Gilles P. Nasal administration: a tool for tomorrow's systemic administration of drugs. *Drug Develop Indust Pharmacy*. 1993;19(1&2): 101-122.
3. Harris AS. Review: clinical opportunities provided by the nasal administration of peptides. *J Drug Target*. 1993;1:101-116.
4. Hussain AA. Intranasal drug delivery: *Advanced Drug Delivery Rev*. 1998;29:39-49.
5. Harris AS, Nilsson IM, Wagner ZG, Alkner U. Intranasal administration of peptides: nasal deposition biological response and absorption of desmopressin. *J Pharm Sci*. 1986 ;75:1085-1088.
6. Hussain A, Hirai S, Bawarshi R. Nasal absorption of the natural contraceptive steroid in rats—progesterone absorption. Letter in: *J Pharm Sci*. 1981;70:466-467.
7. Huang C, Kimura R, Nassar A, Hussain A. Mechanism of nasal drug absorption of drug II: absorption of L-tyrosine and the effect of structural modification on its absorption. *J Pharm Sci*. 1985;74:1298-1301.
8. Behl CR, Pimplaskar HK, Sileno J, deMeireles J, Romeo VD. Effects of physicochemical properties and other factors on systemic nasal drug delivery. *Advanced Drug Delivery Rev*. 1998;29:89-116.
9. Bjork E, Edman P. Characterization of degradable starch microspheres as a nasal delivery system for drugs. *Int J Pharm*. 1990;62:187-192.
10. Edman P, Bjork E, Ryden I. Microspheres as nasal delivery system for peptide drugs. *J Controlled Release*. 1992;21:165-172.
11. Hirai S, Yashika T, Matsuzawa T, Mima H. Absorption of drugs from the nasal mucosa of rat. *Int J Pharm*. 1981;7: 317-325.
12. Thompson R. Lysozyme and its relation to antibacterial properties of various tissues and secretions. *Arch Pathol*. 1940;30:1096.
13. Pennington AK, Ratcliffe JH, Wilson CG, Hardy JG. The influence of solution viscosity on nasal spray deposition and clearance. *Int J Pharm*. 1988;43:221-224.

14. Suzuki Y, Makino Y. Mucosal drug delivery using cellulose derivatives as a functional polymer. *J Controlled Release*. 1999;62:101-107.
15. Van de Donk HJM, Muller Plantema IP, Zuidema J, Merkus FWHM. The effects of preservatives on the ciliary beat frequency of chicken embryo tracheas. *Rhinology*. 1980;18:119-130.

BIOGRAPHY



Dr. Jack Aurora currently serves as Director of Formulation Development at Labopharm, Inc, a specialty pharmaceutical company focused on controlled-release drug delivery and the development of pharmaceutical products incorporating its proprietary technologies. His responsibilities include timely development of formulations in accordance with internally or externally generated product profiles to meet the company's objectives and thereby facilitate efficient decision-making within and outside the group. As a part of the R&D Operations Management Team, he also assists in the efficient identification, development, scale-up and production of formulations chosen for further development. Dr. Aurora is also a consultant with Council of Healthcare Advisors, an association of leading physicians, scientists, and other healthcare professionals. He also teaches courses on Pharmaceutical Product Formulation Development at Seneca College in Toronto. His research focuses include development of Controlled-Release Systems, Pelletization Technology and Nasal Formulation Development. In the field of controlled-release development, he has one US patent to his credit and another four are in process. Prior to joining Labopharm, Dr. Aurora worked at Patheon, Inc, as Manager of Formulation Development, where he was responsible for formulation development and business support activities for various clients involving solids, semi-solids, and nasal (NDA) product development.

IN THE UNITED STATES PATENT AND TRADEMARK OFFICE

In re application of:

LULLA *et al.*

Appl. No. 10/518,016

Filed: July 6, 2005

For: **Combination Of Azelastine and Steroids**

Confirmation No.: 4912

Art Unit: 1616

Examiner: Nielsen, Thor B.

Atty. Docket: PAC/20632 US (4137-04700)

Declaration of Joachim Maus, MD, Under 37 C.F.R. § 1.132

Commissioner for Patents
P.O. Box 1450
Alexandria, VA 22313-1450

Sir:

1. I, Joachim Maus, MD, hereby declare and state as follows:
2. I am currently employed by Meda Pharma GmbH & Co. KG (hereinafter "Meda") as the Director Clinical Development. Meda Pharmaceuticals, Inc. is the licensee of the above-referenced U.S. Application No. 10/518,016 ("the '016 application"). Meda AB is the parent company of Meda Pharma GmbH & Co. KG and Meda Pharmaceuticals, Inc.
3. I hold a doctorate degree in humane medicine from the Johann Wolfgang Goethe University Frankfurt am Main, Germany. A copy of my *Curriculum Vitae* is attached herewith as Exhibit A.
4. As stated in my *Curriculum Vitae*, I have been employed by Meda since its acquisition of VIATRIS in 2005. I have held the position of Director Clinical Development since June 2004 at VIATRIS/ MEDA. I am a specialist in internal medicine and have extensive experience in the respiratory / allergy area. Under my direction, e.g., our inhaled

drugs salbutamol, formoterol and budesonide have been approved for the treatment of asthma and COPD in several European countries, and azelastine eyedrops have been approved for the treatment of allergic conjunctivitis in Australia.

5. As discussed in detail below, at the time of the filing of the '016 application, the clinically significant effect obtained from administering fluticasone propionate and azelastine hydrochloride in an intranasal pharmaceutical composition would not have been predictable.

6. I have read and understand the claims set forth in the Amendment and Reply filed concurrently herewith in the '016 application.

7. A randomized, double-blind, placebo-controlled clinical study was performed in patients with seasonal allergic rhinitis using an intranasal pharmaceutical combination containing fluticasone propionate and azelastine hydrochloride within the scope of the claims of the '016 application. The results of that study are summarized herein.

8. 610 patients were randomized into treatment groups that included a combination therapy nasal spray containing fluticasone propionate and azelastine hydrochloride, versus placebo, a commercially available fluticasone propionate monotherapy, and a commercially available azelastine hydrochloride nasal spray monotherapy, in the Texas Mountain Cedar allergy season. The study compared the combination therapy nasal spray, placebo, azelastine hydrochloride monotherapy nasal spray (Meda Pharmaceuticals Inc.) and fluticasone propionate monotherapy nasal spray (Roxane Labs.), which were each administered as one spray per nostril twice daily (AM and PM). The total daily doses of azelastine hydrochloride and fluticasone hydrochloride were 548 ug and 200 ug, respectively. The primary efficacy variable was change from baseline in the 12-

hour reflective total nasal symptom score (rTNSS), comprising the symptoms of nasal congestion, sneezing, itchy nose, and runny nose. Symptoms were scored twice daily on a 4-point scale (0-3; daily maximum rTNSS=24 points). Current European Medicines Agency guidance recommends adding responder analyses when describing clinical relevance of new therapies. In accordance with this suggestion, this post-hoc analysis considered a reduction of 50% rTNSS as a clinically-relevant response. Kaplan-Meier estimates and pairwise log-rank tests were applied to the ITT subset (n=607) to analyze treatment differences.

9. After 2 weeks of treatment, the combination therapy reduced the mean rTNSS from baseline by a significantly greater extent (-5.31) than either azelastine hydrochloride monotherapy (-3.25; p<0.001), fluticasone hydrochloride monotherapy (-3.84; p=0.003), or placebo (-2.20; p<0.001).

10. A 50% response was achieved by 49.1% of the combination therapy patients, versus 37.4% of the azelastine hydrochloride monotherapy patients, 38.2% of the fluticasone propionate monotherapy patients, and 28.3% of the placebo patients.

11. The response was reached statistically and significantly earlier with the combination therapy (p=0.0284 versus fluticasone propionate monotherapy; p=0.0223 versus azelastine hydrochloride monotherapy; and p<0.0001 versus placebo). A 50% improvement in $\geq 30\%$ of the study patients was observed 5-6 days earlier with the combination nasal spray (on day 5), versus fluticasone propionate (on day 11) and azelastine hydrochloride monotherapy (on day 10). This is shown in the Table and in the line graph attached herewith as Exhibit B. In Exhibit B, the fluticasone propionate/azelastine hydrochloride combination therapy is "MP29-02," the azelastine hydrochloride monotherapy is "AZE," the fluticasone propionate monotherapy is "FLU," and the placebo is "PLA."

12. A separate randomized, double-blind, placebo-controlled clinical study was performed in patients with seasonal allergic rhinitis, during the Fall season, using the same intranasal pharmaceutical fluticasone propionate/azelastine hydrochloride combination therapy within the scope of the claims, fluticasone propionate monotherapy and azelastine hydrochloride monotherapy, in order to assess the efficacy of those treatments on ocular symptoms.

13. 779 patients were randomized into treatment groups that included the combination therapy nasal spray containing fluticasone propionate and azelastine hydrochloride, versus placebo, fluticasone propionate monotherapy, and azelastine hydrochloride nasal spray monotherapy. All treatments were administered as 1 spray per nostril twice daily (AM and PM) in the same delivery device and based on the same pharmaceutical formulation. The total daily doses of azelastine hydrochloride and fluticasone propionate were 548 µg and 200 µg, respectively.

14. The primary efficacy variable was change from baseline in 12-hour reflective total nasal symptom score (rTNSS). The main secondary endpoint was the reflective total ocular symptom score (rTOSS), which is a composite score comprising the individual symptoms of eye itching, watery eyes and eye redness. Each symptom was assessed on a 4-point scale (0-3) in the morning and evening, thus leading to a maximum daily rTOSS of 18. Another ocular endpoint assessed was the eye domain of the rhinoconjunctivitis related quality of life questionnaire (RQLQ).

15. Over the entire 2 week treatment period, the fluticasone propionate and azelastine hydrochloride combination therapy reduced the mean rTOSS from baseline to a greater extent (-3.56) than azelastine hydrochloride monotherapy (-2.96; p=0.069), achieving

statistical significance versus fluticasone propionate monotherapy (-2.68; p=0.009) and placebo (-2.02; p<0.001). All individual ocular symptoms contributed to this effect, reaching statistical significance for the individual symptom of watery eyes versus fluticasone propionate monotherapy (p=0.002) and azelastine hydrochloride monotherapy (p=0.026), as well as in eye itching versus fluticasone propionate monotherapy (p=0.004).

16. Furthermore, the combination therapy reduced the RQLQ eye symptoms domain score by a greater margin (-1.72) than azelastine hydrochloride monotherapy (-1.48; p=0.097), and was statistically superior to fluticasone propionate monotherapy (-1.35; p=0.013) and PLA (-0.95; p<0.001) in this regard. Therefore, in addition to nasal symptoms, the combination therapy reduced the total ocular symptom complex which translates into improved quality of life for patients.

17. Taken together, the intranasal combination therapy provided five unexpected benefits: (1) reduced rTNSS, (2) an increase in the number of patients who responded to treatment, (3) a faster response time, (4) improved quality of life, and (5) an improvement in ocular symptoms.

18. A number of studies examined the possibility of achieving additional clinical benefit by combining a nasal steroid with an oral antihistamine in the treatment of allergic rhinitis. See, e.g. Juniper *et al.*, *J. Allergy Clin. Immunol.* 83(3):627-633 (1989), attached herewith as Exhibit C; Ratner *et al.*, *J. Fam. Pract.* 47(2):118-125 (1998), attached herewith as Exhibit D; and Simpson, R. J., *Ann. Allergy* 73(6):497-502 (1994), attached herewith as Exhibit E.

19. These studies showed that the combination of an oral antihistamine with a nasal steroid provided either no or minimal additional clinical benefit, with respect to

improvement in rhinitis symptoms, total rhinitis symptom scores, and health-related quality of life measures in patients with allergic rhinitis than the nasal steroid alone. For example, in a study examining the administration of fluticasone propionate and loratadine alone or in combination, no clinical benefit was observed in TNSS (itchy nose, sneezing, runny nose, nasal congestion) or Rhinitis Quality of Life Questionnaire (RQLQ) when comparing the combination of these agents versus fluticasone propionate alone (Ratner *et al.*, Exhibit D).

20. Howarth (*Allergy* 62: 6-11 (2000), copy attached herewith as Exhibit F) likewise reported no clinical evidence to support combining an intranasal corticosteroid with an oral antihistamine for treatment of allergic rhinitis. In fact, these references discourage the use of intranasal corticosteroids with oral antihistamines, due to the absence of clinical benefit and increased cost of combination therapy.

21. Similarly, Nielsen *et al.*, (*Drugs* 61: 1563-1579 (2001), copy attached herewith as Exhibit G) reported at page 1573 that the common clinical practice of combining intranasal corticosteroids with oral antihistamines in the treatment of allergic rhinitis "has no support in clinical evidence, as the combination has not provided effects beyond [the intranasal corticosteroid] alone" In the abstract Nielson says: "Similarly, comparisons of topical and oral antihistamines have been unable to demonstrate superior efficacy for one method of administration over the other". It further reads: "Combining antihistamines and intranasal corticosteroids in the treatment of allergic rhinitis does not provide any additional effect to intranasal corticosteroids alone."

22. Consequently, the post-filing date review article Salib *et al.* (*Drug Safety* 26: 863-893 (2003), copy attached herewith as Exhibit H) reported at page 886 that "[t]here is no evidence that combining intranasal corticosteroids and intranasal antihistamines provides

any additional therapeutic benefit to intranasal corticosteroids alone" (citing Nielsen *et al.*, Exhibit G and Howarth *et al.*, Exhibit F).

23. In view of the literature discussed above, the superior results obtained for the fluticasone propionate and azelastine hydrochloride combination intranasal formulation ((1) reduced rINSS, (2) an increase in the number of patients who responded to treatment, (3) a faster response time, (4) improved quality of life, and (5) an improvement in ocular symptoms) would clearly have been unexpected at the time of filing the '016 application.

24. I further state that all statements made on my own knowledge are true and that all statements made on information and belief are believed to be true and further that willful false statements and the like are punishable by fine or imprisonment or both under Section 1001 of Title 18 of the U.S. Code and may jeopardize the validity of the application or any patent issuing thereon.

16 August 2011
Date


Joachim Maus, MD

Dr. med. Joachim Maus

Ludwigstraße 30
 D-63165 Mühlheim am Main
 Tel. ++49-(0)6108-81448
 Cell phone ++49-(0)172-66 10 579
 Fax ++49-(0)6108-790115
 Email: joachimg_maus@yahoo.de

CURRICULUM VITAE

Name:	Maus
Prenome:	Joachim
Date of Birth:	January 26, 1967
Place of Birth:	Frankfurt am Main
Marital Status:	married
Nationality:	German
Religion:	catholic
08/77 to 07/86	Leibniz High School of Offenbach / Main
10/86 to 09/91	Medical studies at the Johann Wolfgang Goethe-University of Frankfurt / Main
10/91 to 09/92	Practicum at the Städtische Kliniken Offenbach / Main, Elective course radiology
07.10.92	3 rd state board for medical certification
01/93 to 06/94	Practicing license and certification as physician
07/94 to 01/02	Assistant at the department of internal medicine of the Ketteler hospital, Offenbach / Main; Participation in the following trials: HOPE, HOPE TOO, INJECT, GUSTO IIb, HIT-4, MERIT, SPICE, CHARM, MOSES
1995 until 2002	Establishment and responsibility for department of sleep, recognition from German society of sleep medicine (DGSM), extension to 2 beds
22.02.96	Competence for radiation protection in emergency diagnostics
07.10.97	Competence for rescue service
24.04.98	Thesis for doctorate degree „Do the Aggression of Breast Cancer Depend on Age?“ at Johann Wolfgang Goethe-University Frankfurt
22.03.00	Qualification as specialist in internal medicine
since 01.02.02	Medical advisor in the department of clinical pharmacology of ASTA Medica / VIATRIS Frankfurt Main, MEDA Pharma Bad Homburg
since 01.10.02	Promotion to Head of Human Pharmacology – in charge of own phase I unit with 4 physicians, 4 study nurses and assistants
since 02/2003	After restructuring and closing down of human pharmacology Head of Clinical Research and Distribution Manager for trial medication
since 06/2004	Promotion to Director Clinical Development with pan-European responsibility for the three departments Clinical Research(preclinical and clinical studies phase I-IV, IIT, NIS), Biostatistics & Information (safety database, data transfers), and Drug Safety with about 30 academic employees
since 03/2005	Additional responsibility for department Special Projects Neurology
10/08/2011	(Joachim Maus)

1

TAB 6.1.1.1: Reflective TNSS (AM+PM) / response
Study MP-4001
Response: at least 50 percent change from baseline (ITT)
Responder rates by time

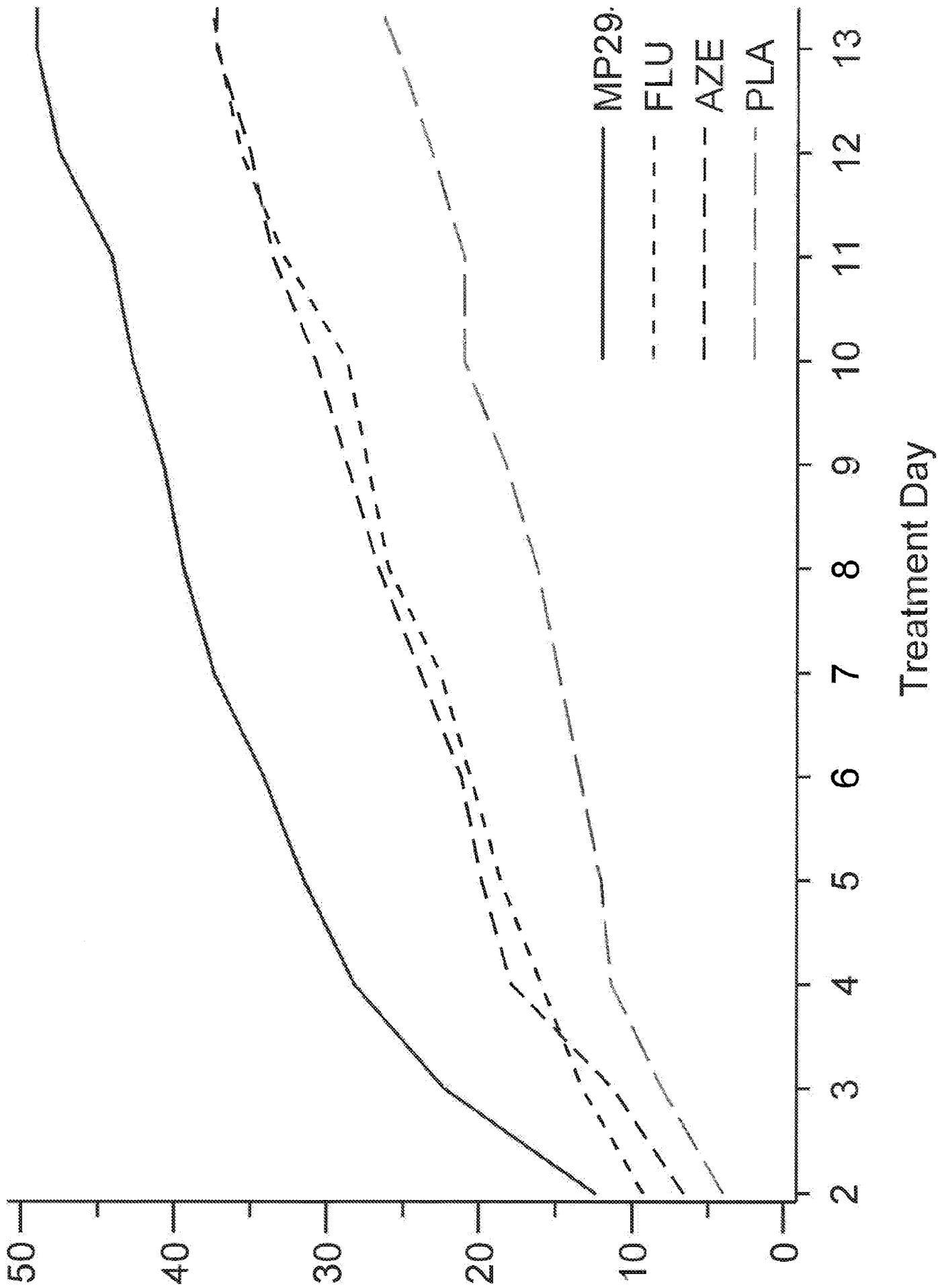
Day	Responder rate [%]		
	MP29-02	AZE	FLU
2	12.4	6.6	9.3
3	22.3	11.3	13.2
4	28.2	17.9	15.9
5	31.5	19.9	18.6
6	34.1	21.2	20.6
7	37.4	23.9	22.6
8	39.4	26.6	26.0
9	40.8	28.7	27.4
10	42.8	30.8	28.7
11	44.1	33.6	32.9
12	47.6	35.1	35.7
13	49.1	37.4	37.2
14	49.1	37.4	38.2
			4.0
			8.0
			11.4
			12.1
			13.4
			14.8
			16.2
			18.3
			21.0
			21.0
			23.2
			25.5
			28.3


Responder rates derived by applying Kaplan-Meier product-limit estimator in PROC LIFETEST

MP29-02 / Marketing

mk_ttresp.sas

15-APR-2011





WTS Number: 678749



Request Date: 2/11/11 2:42 PM

Conf Number: 214295

Requester: Timothy Jones
 Sterne Kessler Goldstein & Fox
 1100 New York Avenue, NW, Suite 900
 Washington, DC 20005

RUSH

Company Phone: 202-371-2600

Delivery: Email

Requester Phone: 202-772-8789

Instructions:

Fax: 202-371-2540

Requester Email: Tjones@skgf.com

Send-To Email: Tjones@skgf.com

Reference: 2286.0030002

1}Juniper et al., J. Allergy Clin. Immunol. 83(3):627-633 (1989);

Med
Q
 75796

0091-6749

An outreach service of the Kurt F. Wendt Library, University of Wisconsin - Madison
 Email: wts@engr.wisc.edu | Web: <http://www.wisc.edu/techsearch> | Phone: (608) 262-5917

Requester assumes responsibility for copyright compliance.

Refer Off Campus

F106

THE JOURNAL OF **ALLERGY** AND **CLINICAL IMMUNOLOGY**

HEALTH SCIENCES LIBRARY
University of Wisconsin
1305 Linden Dr., Madison, Wis. 53706
MAR 28 1989

VOL. 83, NO. 3
MARCH 1989

Table of contents listed on pages 3A, 5A, 7A, and 8A

**OFFICIAL PUBLICATION OF
AMERICAN ACADEMY OF ALLERGY AND IMMUNOLOGY**

Forty-sixth Annual Meeting

March 23-28, 1990
Baltimore Convention Center
Baltimore, Md.

Published monthly by The C.V. Mosby Company

ISSN 0091-6749

THE JOURNAL OF
ALLERGY
 AND
CLINICAL IMMUNOLOGY

VOLUME 83

 Mosby

NUMBER 3

Copyright © 1989 by The C.V. Mosby Company

CONTENTS
 March 1989

Original articles

Hymenoptera venom immunotherapy. I. Induction of T cell-mediated immunity by honeybee venom immunotherapy: Relationships with specific antibody responses 563

B. Lesourd, MD, PhD, J. Paupe, MD, M. Thiollet, R. Moulias, MD, J. Sainte-Laudy, MD, and P. Scheinmann, MD, Paris, France

Hymenoptera venom immunotherapy. II. T proliferative and T suppressive activities induced by *Vesputula* immunotherapy: Effects on long-term antibody responses 572

B. Lesourd, MD, PhD, J. Paupe, MD, M. Melani, PhD, J. Sainte-Laudy, MD, R. Moulias, MD, and P. Scheinmann, MD, Paris, France

Contents continued on page 5A

Vol. 83, No. 3, March 1989. THE JOURNAL OF ALLERGY AND CLINICAL IMMUNOLOGY (ISSN 0091-6749) is published monthly by The C.V. Mosby Company, 11830 Westline Industrial Drive, St. Louis, MO 63146-3318; phone (314) 872-8370, ext. 351. Second class postage paid at St. Louis, Mo., and additional mailing offices. POSTMASTER: Send address changes to THE JOURNAL OF ALLERGY AND CLINICAL IMMUNOLOGY, 11830 Westline Industrial Drive, St. Louis, MO 63146-3318.

1989 Annual subscription rates	U.S.A.	International (surface mail)	International (airmail)*				
		All regions	Canada	Mexico	Region 1	Region 2	Region 3
Institutional†	\$106.00	\$127.00	\$158.00	\$164.25	\$176.50	\$218.25	\$260.00
Individual‡	\$ 50.00	\$ 71.00	\$102.00	\$108.25	\$120.50	\$162.25	\$204.00
Student, resident‡	\$ 32.00	\$ 53.00	\$ 84.00	\$ 90.25	\$102.50	\$144.25	\$186.00

Single copies are \$8.00. Remittances should be made by check, draft, or post office or express money order, in U.S. funds, drawn through a US bank, payable to this JOURNAL. Claims for missing issues will be serviced only within 6 months of cover date. Single copy price will be charged on missing issues older than 6 months from cover date.

**Airmail breakdown—Domestic:* First-class and Priority rates for the US and possessions are available upon request. *Canada:* All provinces of Canada. *Mexico:* All localities within Mexico. *Region 1:* Colombia, Venezuela, Central America, Caribbean Islands, Bahamas, Bermuda, and St. Pierre and Miquelon (also, from American Samoa to Western Samoa, and from Guam to the Philippines). *Region 2:* South America (except Colombia and Venezuela), Europe (except Estonia, Latvia, Lithuania and USSR), and North Africa (Morocco, Algeria, Tunisia, Libya, and Egypt). *Region 3:* Estonia, Latvia, Lithuania, USSR, Asia, Australia, New Zealand, Pacific Ocean Islands, Africa (other than North Africa), Indian Ocean Islands, and the Middle East.

†Institutional (multiple-reader) subscriptions are available to public and private libraries, schools, hospitals, and clinics; city, county, state, provincial, and national government bureaus and departments; and all commercial and private institutions and organizations.

‡Individual subscriptions and all student-rate subscriptions must be in the names of, billed to, and paid by individuals. All student-rate requests must indicate training status and name of institution.

Subscriptions may begin at any time.

Printed in the USA. Copyright © 1989 by The C.V. Mosby Company.

Comparison of beclomethasone dipropionate aqueous nasal spray, astemizole, and the combination in the prophylactic treatment of ragweed pollen-induced rhinoconjunctivitis

E. F. Juniper, MSc, P. A. Kline, RN, F. E. Hargreave, MD, and J. Dolovich, MD
Hamilton, Ontario, Canada

The clinical efficacy and side effect of (1) beclomethasone dipropionate aqueous nasal spray, 400 µg daily, (2) astemizole, 10 mg daily, and (3) beclomethasone, 400 µg, plus astemizole, 10 mg daily, were compared in a double-blind, randomized, parallel-group trial. Ninety adults were matched into groups of three according to sensitivity to ragweed pollen. One of each of the three subjects was assigned to nasal spray alone, one was assigned to astemizole alone, and one subject was assigned to both medications. Medications were started 1 week before and continued daily until 1 week after the ragweed-pollen season (6 weeks). If rhinoconjunctivitis was inadequately controlled with the trial medications, pressurized steroid nasal spray and/or antihistamine-decongestant eye drops were used in the minimum dose that would ensure relief. Nose and eye symptoms and concomitant medication use were recorded daily in a diary. Sneezing, nasal obstruction, and rhinorrhea were significantly better, and less additional nasal spray was used in subjects taking beclomethasone alone than in subjects taking astemizole alone. Beclomethasone plus astemizole provided no better control of rhinitis than beclomethasone alone. Eye symptoms and eye drop use tended to be less in subjects taking astemizole alone than in subjects taking beclomethasone alone, but the best control of eye symptoms was recorded in the subjects taking both trial medications. Side effects were mild or transient. (J ALLERGY CLIN IMMUNOL 1989;83:627-33.)

Antihistamine tablets and intranasal steroid spray have been used successfully to treat rhinoconjunctivitis induced by seasonal pollens.^{1,2} Most previous comparisons have suggested that nasal symptoms may be controlled better by steroid nasal sprays,³⁻⁶ although the conclusions are not unanimous,⁷ and that conjunctivitis is treated more effectively by antihistamines.^{4,7} These results and the different pharmacologic properties of the two types of treatment suggest that a combination of nasal steroid and antihistamine may be the most effective approach of overall treatment.

In the last few years, effective, nonsedative anti-

histamines have become popular for the treatment of seasonal allergic rhinoconjunctivitis. More recently, aqueous steroid nasal sprays, with efficacy comparable to the original Freon-propelled delivery system, but with less nasal bleeding and drying, have been introduced.⁸ The pharmacologic profile of nasal steroids suggests that the most effective approach to treatment is regular prophylactic use⁹; therefore, an aqueous delivery system should be effective in achieving this with a reduced risk of side effects. In this study, we have compared the clinical efficacy of beclomethasone dipropionate aqueous nasal spray (Aq. Beconase; Glaxo Canada, Inc., Toronto, Ontario, Canada), taken before and continued daily throughout the ragweed-pollen season, with that of astemizole (Hismanal; Janssen Pharmaceutica, Inc., Mississauga, Ontario, Canada), a nonsedative antihistamine whose pharmacologic profile also recommends prophylactic and continuous treatment for allergic rhinoconjunctivitis.¹⁰ We have also examined whether taking the two medications together produces better symptom control than taking either medication individually.

From the Departments of Medicine and Paediatrics, St. Joseph's Hospital and McMaster University, Hamilton, Ontario, Canada. Supported by Glaxo Canada, Inc., Toronto, Ontario, Canada. Received for publication April 15, 1988. Accepted for publication July 15, 1988. Reprint requests: E. F. Juniper, MSc, Department of Clinical Epidemiology and Biostatistics, McMaster University Medical Center, 1206 Main St., West, Hamilton, Ontario, Canada L8N 3Z5.

TABLE I. Subject characteristics

	Astemizole alone	Beclomethasone alone	Beclomethasone plus astemizole
No.	30	30	30
Sex (M/F)	16/14	15/15	15/15
Age (mean, SD)	39.8 (13.5)	41.3 (11.8)	42.2 (13.8)
Initial ragweed skin sensitivity (mean wheal diameter)			
<2.5 mm	3	3	3
2.5-3.0 mm	4	4	4
3.0-3.5 mm	8	6	7
3.5-4.0 mm	5	7	6
4.0-4.5 mm	6	5	6
>4.5 mm	4	5	4
Severity of ragweed rhinoconjunctivitis the previous year			
1*	5	5	6
2†	5	5	7
3‡	16	12	11
4§	1	6	5
5	3	2	1
History of asthma	5	7	6
Sensitivity to fungal spores	5	4	5
Sensitivity to grass pollen	18	15	20

*Symptoms were well controlled with antihistamine or nasal spray.

†Symptoms were well controlled with antihistamine plus nasal spray or mild symptoms when subject was treated with antihistamine or nasal spray.

‡Mild symptoms when subject was treated with antihistamine plus nasal spray or moderate symptoms when subject treated with antihistamine or nasal spray.

§Moderate symptoms when subject was treated with antihistamine plus nasal spray or severe symptoms when subject was treated with antihistamine or nasal spray.

||Severe symptoms when subject was treated with antihistamine plus nasal spray.

MATERIAL AND METHODS

Subjects

Ninety ragweed pollen-sensitive adults, aged 18 to 70 years, who were either attending the Firestone Regional Chest and Allergy Clinic or who responded to a newspaper article, participated in the study. All subjects gave a history of rhinoconjunctivitis that required treatment during the previous two ragweed-pollen seasons, and all subjects had a positive response to skin prick test with ragweed-pollen extract. None of the subjects had perennial rhinitis, and none were more than mildly sensitive to the fungal spores that are in the air at the same time as ragweed pollen. None of the subjects had serious illness other than seasonal rhinitis or asthma. Pregnant and nursing mothers were excluded, and women of childbearing potential were advised to use an effective method of birth control throughout the study and for 2 months thereafter. None of the subjects had taken astemizole, steroid nasal spray, or oral steroid within 6 weeks of enrollment. All subjects signed an informed consent, which, with the study protocol, had been approved by the St. Joseph's Hospital Research Committee.

Study design

The study was designed as a double-blind, randomized, parallel-group comparison of (1) beclomethasone dipropionate aqueous nasal spray, 50 µg per nostril four times daily, (2) astemizole, 10 mg once daily, and (3) beclomethasone dipropionate aqueous nasal spray, 50 µg per nostril four times daily plus astemizole, 10 mg daily. A double-dummy technique was used to achieve blinding.

Three weeks before the anticipated start of the ragweed-pollen season, subjects had duplicate skin prick tests with tenfold serial dilutions of ragweed-pollen extract (25 to 25,000 Noon units, Bencard Allergy Service, Weston, Ontario), with single dilutions of *Alternaria tenuis* and *Cladosporium (Hormodendrum)* (Hollister Steir Laboratories of Canada, Rexdale, Ontario), and mixed grass-pollen extract (Bencard Allergy Service). An allergy history was obtained by questionnaire. Severity of rhinoconjunctivitis during the previous ragweed season was estimated from symptoms and medication requirements (Table I). Subjects were matched into groups of three according to skin sensitivity to the ragweed extract, the severity of ragweed

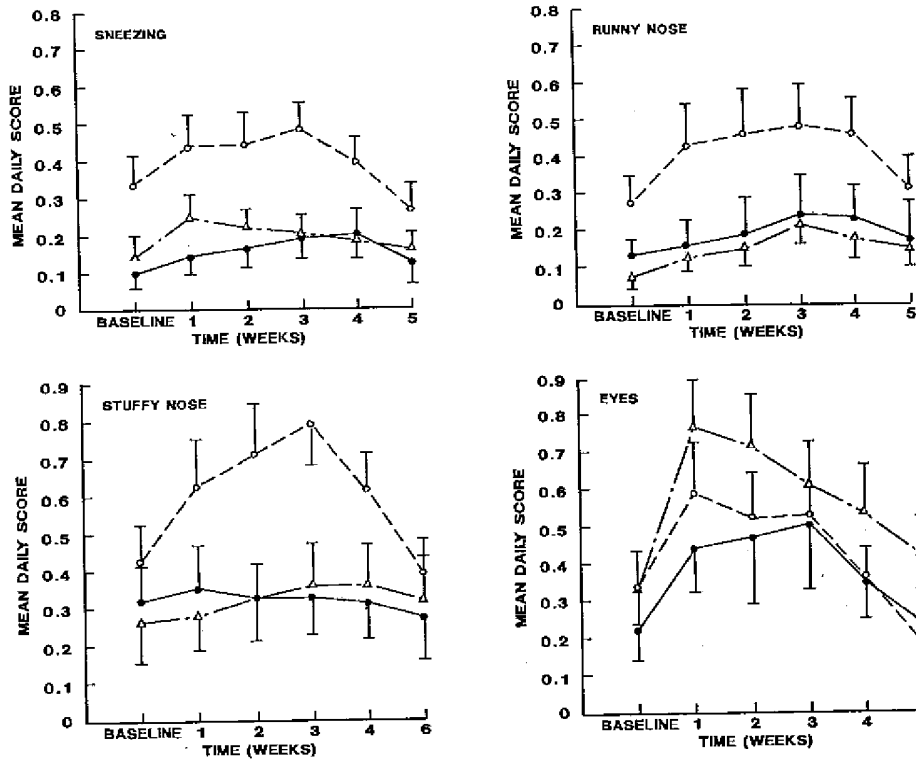


FIG. 1. Mean daily nose and eye symptom scores (SEM) before and throughout the ragweed-pollen season; astemizole alone (□); aqueous beclomethasone nasal spray alone (△); astemizole plus aqueous beclomethasone nasal spray (●).

pollen-induced rhinoconjunctivitis, sensitivity to *Alternaria* and *Cladosporium (Hormodendrum)*, history of asthma, grass-pollen sensitivity, and gender. One of each of the three subjects was assigned randomly to beclomethasone alone, one was assigned to astemizole alone, and one subject was assigned to the combination of beclomethasone and astemizole.

Subjects started taking the trial medication 1 week before ragweed pollen was expected in the air (Monday, August 10) and continued daily until 1 week after the pollen season (Monday, September 21), that is, for a total of 6 weeks. Subjects were instructed to take the tablet in the morning either 1 hour before or 2 hours after food and to use the nasal spray four times per day. If they had difficulty remembering to use the spray at regular intervals, they were allowed to take two doses in the morning and two in the evening. If, during the season, symptoms were not adequately controlled by the trial medications, subjects were instructed to take additional medications in the minimum dose that would keep them well controlled. For nasal symptoms they used Freon-propelled beclomethasone dipropionate nasal spray, one puff (50 µg) into each nostril, when it was needed, up to four times a day. Even for subjects taking the trial beclomethasone, this additional dose provided a total daily amount that was lower than the recommended maximum dose. For eye symptoms, subjects used naphazoline HCl and anatazoline ophthalmic drops, one

drop into each eye, when it was needed, up to four times per day. If this treatment was insufficient, sodium cromoglycate eye drops, up to four times per day, were added. Subjects were instructed not to use other medication for rhinoconjunctivitis. Nasal spray and eye drops were selected over an antihistamine tablet as the concomitant medication so that nose and eye symptoms could be evaluated separately. Subjects with asthma used salbutamol aerosol, 200 µg, when it was needed, up to four times per day and those with more severe asthma took beclomethasone dipropionate, 100 µg, up to four times per day. No oral steroids were used. The provision and use of standardized concomitant medications allowed the efficacy of the trial medications to be estimated from the amount of additional medication used, prevented subjects dropping out of the study because of inadequate symptom control, and reduced the risk of subjects using unauthorized hay fever medications.

Subjects made entries in a diary each morning and each evening throughout the study.¹¹ They recorded the severity (0, absent; 1, mild; 2, moderate; and 3, severe) and duration (0, absent; 1, a few short episodes; 2, many episodes; and 3, continuous) of sneezing, stuffy nose, runny nose, eye symptoms, and asthma. At the end of each day, they recorded the amount of concomitant medication needed in the previous 24 hours.

Subjects attended the clinic after 1, 3, and 6 weeks of treatment. At each visit, symptoms were reviewed to ensure

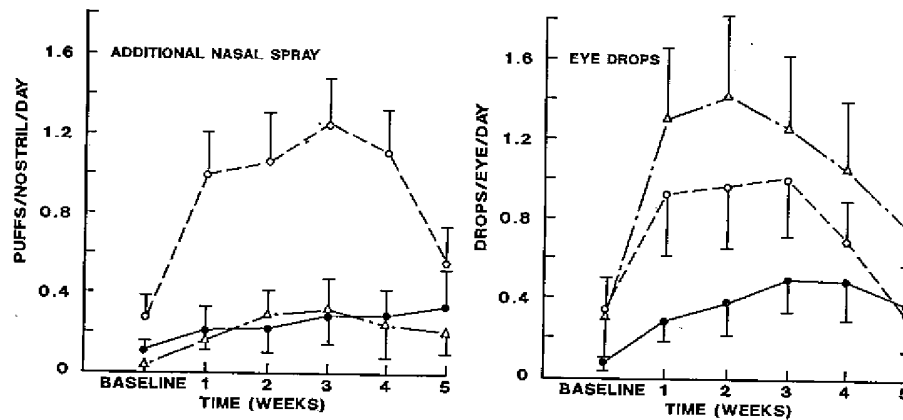


FIG. 2. Mean daily additional medication use (SEM) before and throughout the ragweed-pollen season; astemizole alone (○); aqueous beclomethasone nasal spray alone (△); astemizole plus aqueous beclomethasone nasal spray (●).

TABLE II. Efficacy results (mean daily score)

	Astemizole alone	Beclomethasone alone	Beclomethasone plus astemizole
Overall (mean of 6 weeks)			
Sneezing	0.395	0.193	0.155
Stuffy nose	0.594	0.319	0.322
Runny nose	0.406	0.152	0.192
Eye symptoms	0.424	0.563	0.355
Asthma	0.030	0.015	0.048
Beclomethasone use	0.871	0.206	0.241
Eye drop use	0.707	1.016	0.354
Asthma aerosol use	0.195	0.049	0.113

that they were adequately controlled and diaries were examined for accuracy and completeness. Subjects reported all nonrhinoconjunctivitis symptoms that they had experienced since the previous visit, irrespective of whether they perceived them as trial-medication related. The nasal spray bottles were weighed and tablets were counted for compliance. At all visits except the last, each subject gave a demonstration of the technique of nasal spray application to confirm correct use.

Regular daily ragweed-pollen counts were not available throughout this study. However, intermittent counts were made with a Hirst volumetric spore trap (Burkard Manufacturing Co., Ltd., Richmansworth, Hertfordshire, England). These counts suggested that the duration and severity of the local ragweed-pollen season of the year 1987 was very similar to duration and severity of each of the previous 10 years when regular daily counts were made.^{11, 12}

Analysis

Mean daily symptoms and medication scores were calculated for each subject for each of the 6 weeks of the study. These data were analyzed for treatment effect with a

repeated measures analysis of variance. Differences between the three treatments were examined with Student's-Newman-Keuls method for multiple comparisons.¹³ These data demonstrated instability of variance across the time periods, and therefore, a square root transformation was used to improve their statistical properties. Percent compliance was estimated from the observed and expected bottle-weight loss and tablet use. Differences were considered significant at $p < 0.05$ (two-tailed).

RESULTS

Ninety subjects were enrolled, and eighty-nine completed the study. One subject withdrew because he could not remember to take the trial medication. Demographic and allergy characteristics were well balanced across the three treatment groups (Table I).

In all three treatment groups, nose and eye symptoms were well controlled, as indicated by the highest mean weekly score for any symptom < 0.8 (maximum, 3.0) (Figs. 1 and 2). Nevertheless, aqueous beclomethasone was more effective in controlling

TABLE III. Statistical comparison of trial medications (with Student's-Newman-Keuls method for multiple comparisons)

	Astemizole vs beclomethasone	Astemizole vs astemizole plus beclomethasone	Beclomethasone vs astemizole plus beclomethasone
Symptoms			
Sneezing	$p < 0.05^*$	$p < 0.05^\dagger$	NS
Stuffy nose	$p < 0.05^*$	$p < 0.05^\dagger$	NS
Runny nose	$p < 0.05^*$	$p < 0.05^\dagger$	NS
Eye symptoms	NS	NS	NS
Asthma	NS	NS	NS
Concomitant medication use			
Nasal spray	$p < 0.05^*$	$p < 0.05^\dagger$	NS
Eye drops	NS	NS	NS
Asthma aerosols	NS	NS	NS

NS, Not significant.

*Beclomethasone alone was better than astemizole alone.

†Astemizole plus beclomethasone was better than astemizole alone.

TABLE IV. Compliance (% observed/expected)

	Astemizole alone	Beclomethasone alone	Beclomethasone plus astemizole
Pills (mean, SD)	99.3 (2.8)	100.2 (4.1)	99.2 (4.7)
Nasal spray (mean, SD)	91.8 (14.0)	94.1 (7.6)	91.3 (12.6)

sneezing, stuffy nose, and runny nose than astemizole ($p < 0.05$), as demonstrated both by lower symptom scores and less need for additional nasal spray (Figs. 1 and 2; Tables II and III). For nasal symptoms, the subjects who took both aqueous beclomethasone and astemizole were better protected than subjects taking astemizole alone but no different from subjects taking nasal spray alone. For each of the 6 weeks of the study, sneezing, stuffy nose, and runny nose demonstrated similar treatment differences, suggesting the treatments had similar time courses on each of these symptoms (Fig. 1). As might have been expected, subjects taking astemizole alone had lower eye symptom scores than subjects taking beclomethasone alone, but the lowest eye scores and the least need for additional eye drops was demonstrated by the subjects taking both astemizole and beclomethasone. However, these differences for eye symptoms and eye drops did not reach statistical significance, possibly as a result of poor statistical power, since not all subjects gave a history of allergic conjunctivitis. Asthma symptoms and medication requirements were similar in the three groups.

Compliance with taking the trial medications was very good (Table IV) with no differences between the

three treatment groups. The most common side effect was drowsiness, which was reported on one or more occasions by nine subjects taking astemizole alone, four subjects taking beclomethasone alone, and four subjects taking the combined medications (Table V). In most cases the drowsiness was mild and transient. However, it was troublesome in one subject taking astemizole alone, but he elected to continue taking the medication because his rhinoconjunctivitis was well controlled. The subjects who reported drowsiness experienced a wide range of rhinoconjunctivitis severity; therefore, it was not possible to evaluate whether the drowsiness was caused by persistent symptoms, the trial medications, the direct effect of the ragweed,¹⁴ or factors unrelated to the study. Although some subjects reported hunger during the study, none experienced inappropriate weight gain.

DISCUSSION

The results of this study have demonstrated that seasonal allergic rhinitis is more effectively controlled by the regular use of beclomethasone dipropionate aqueous nasal spray (400 µg daily) than by the regular use of astemizole (10 mg daily). Results have also demonstrated that there is no further improvement in

TABLE V. Number of subjects reporting adverse experiences

Adverse experience	Astemizole alone	Beclomethasone alone	Beclomethasone plus astemizole
Drowsiness	9	4	4
Hunger	3	3	4
Dry nose/lips/mouth/throat	3	2	2
Nasal bleeding	0	2	3
Headache	1	1	3
Thirst	0	2	1
Skin irritation/rash	0	2	1
Nausea	0	0	2

nasal symptoms when astemizole is added to the beclomethasone. For eye symptoms, astemizole alone tended to be more effective than beclomethasone alone, but the addition of beclomethasone to the astemizole provided even lower eye scores.

The prophylactic and continuous use of steroid nasal sprays has been limited in the past by nasal dryness and bleeding, apparently induced by the Freon-propelled aerosol delivery system.⁹ However, the aqueous delivery system appears to have reduced the side effects without loss of efficacy,⁸ thus permitting optimal use of this medication. In the present study, care was taken to instruct subjects in the correct use of the aqueous nasal spray because the technique of application appears to be a little more subject to error than the Freon-pressurized delivery system. Each subject's technique was checked regularly, and the spray bottles were weighed to ensure that maximum efficacy was being achieved.

Comparisons between the the new nonsedative antihistamines have demonstrated that astemizole is one of the most effective in controlling symptoms of seasonal allergic rhinoconjunctivitis.^{12, 15, 16} It has a slow onset of action, not reaching steady-state serum levels for 1 to 2 weeks.¹⁰ Therefore, it would be expected to achieve maximum therapeutic effect when it was used in a schedule similar to that for steroid nasal spray, namely, started before and continued daily throughout the pollen season.

Previous comparisons of antihistamines and steroid nasal sprays have suggested that nasal symptoms are controlled more effectively by nasal sprays, but the results are not unanimous. Two studies have suggested that the nasal sprays are more effective for controlling nasal blockage but similar to antihistamines for sneezing and rhinorrhea.^{3, 4} One study suggested that sneezing and rhinorrhea are controlled better by steroid nasal spray but similar for nasal blockage.⁶ Another study suggested that all nasal symptoms, except sneez-

ing, are better with nasal spray treatment.⁵ One study concluded that nasal spray and antihistamines are of similar effectiveness for all nasal symptoms.⁷ Differences in conclusions may have occurred as a result of variation in the types of trial medications and differences in dosing schedules. In this study, when both trial medications were used in a manner that would appear optimal for their pharmacologic properties, the aqueous beclomethasone nasal spray was significantly more effective than astemizole for all three nasal symptoms monitored. The results also demonstrated that subjects who used both astemizole and beclomethasone had less nasal symptoms than subjects receiving astemizole alone. This conclusion is in agreement with Wihl et al.¹⁷ who demonstrated that, even after subjects had demonstrated symptomatic improvement with astemizole, further improvement could be achieved by adding beclomethasone dipropionate nasal spray. The results of the present study add the further observation that beclomethasone nasal spray alone is just as effective as beclomethasone plus astemizole for nasal symptoms, suggesting that nasal spray alone may be sufficient for the optimal treatment of symptoms.

Astemizole was more effective than the aqueous nasal spray at controlling eye symptoms. However, it was interesting to observe that the best control of eye symptoms was achieved by the subjects taking the two medications together. The same observation has been made with another aqueous steroid nasal spray, budesonide,⁴ but the mechanism by which this may occur is unclear. It may be that, by keeping the nasal passages clear, nasolacrimal duct drainage and eyelid venous congestion are improved. It could be that some nasal spray reaches the eye through the nasolacrimal duct, but this appears unlikely, and, at present, there is no evidence to support this hypothesis. It may also be that, if nasal symptoms are minimal, psychologically the patient is not so troubled by eye symptoms

and records lower scores. However, these are only speculations, and further studies will be required to confirm the finding and determine the mechanism.

We thank all the subjects for their diligent participation in the study, Professor Robin Roberts for statistical advice, and Mrs. Laurie Whitely for assisting in the preparation of the manuscript. We thank Iolab Pharmaceuticals for supplying Vasocon-A eye drops and Fisons Pharmaceuticals for Opticrom eye drops.

REFERENCES

1. Mygind N. Nasal allergy. Oxford: Alden Press, 1978:257-9.
2. Mygind N. Nasal allergy. Oxford: Alden Press, 1978:312-7.
3. Sibbald B, Hilton S, D'Souza M. An open crossover trial comparing two doses of astemizole and beclomethasone dipropionate in the treatment of perennial rhinitis. *Clin Allergy* 1986;16:203-11.
4. Munch EP, Soborg M, Norreslet TT, Mygind N. A comparative study of dexchlorpheniramine maleate sustained-release tablets and budesonide nasal spray in seasonal allergic rhinitis. *Allergy* 1983;38:517-24.
5. Beswick KBJ, Kenyon GS, Cherry JR. A comparative study of beclomethasone dipropionate aqueous nasal spray with terfenadine tablets in seasonal allergic rhinitis. *Curr Med Res Opin* 1985;9:560-7.
6. Dickson DJ, Cruickshank JM. Comparison of flunisolide nasal spray and terfenadine tablets in hay fever. *Br J Clin Pract* 1984;38:416-20.
7. Wood SF. Oral antihistamine or nasal steroid in hay fever: a double-blind double-dummy comparative study of once-daily oral astemizole vs twice-daily nasal beclomethasone dipropionate. *Clin Allergy* 1986;16:195-201.
8. Dunn AM, Wilson RSE, Baggott PJ. A comparison of beclomethasone dipropionate aqueous nasal spray and beclomethasone dipropionate pressurized nasal spray in the management of seasonal rhinitis. *Postgrad Med J* 1984;60:404-6.
9. Brogden RN, Heel RC, Speight TM, Avery GS. Beclomethasone dipropionate: a reappraisal of its pharmacodynamic properties and therapeutic efficacy after a decade of use in asthma and rhinitis. *Drugs* 1984;28:99-126.
10. Howarth PH, Emanuel MB, Holgate ST. Astemizole, a potent histamine H₁-receptor antagonist: effect in allergic rhinoconjunctivitis on allergen and histamine-induced skin wheal responses, and relationship to serum levels. *Br J Clin Pharmacol* 1984;18:1-8.
11. Juniper EF, Cartier A, Trebilcock AL, Frith PA, Dolovich J, Hargreave FE. Effects of oxatomide compared with chlorpheniramine in allergic rhinoconjunctivitis. *Clin Allergy* 1981; 11:61-6.
12. Kleinbaum DG, Kupper LL. Applied regression analysis and other multivariable methods. Boston: Duxbury Press, 1978: 264-77.
13. Juniper EF, White J, Dolovich J. Efficacy of continuous treatment with astemizole (Hismanal) and terfenadine (Seldane) in ragweed pollen-induced rhinoconjunctivitis. *J ALLERGY CLIN IMMUNOL* 1988;82:670-5.
14. Straus SE, Dale JK, Wright R, Metcalfe DD. Allergy and the chronic fatigue syndrome. *J ALLERGY CLIN IMMUNOL* 1988; 81:791-5.
15. Howarth PH, Holgate ST. Comparative trial of two non-sedative H₁ antihistamines, terfenadine and astemizole, for hay fever. *Thorax* 1984;39:668-72.
16. Wood SF. Astemizole and terfenadine compared in hay fever. *Practitioner* 1986;230:41-4.
17. Wihl J-A, Petersen BN, Petersen LN, Gundersen G, Bresson K, Mygind N. Effect of the non-sedative H₁-receptor antagonist astemizole in perennial allergic and nonallergic rhinitis. *J ALLERGY CLIN IMMUNOL* 1985;75:720-7.

AVAILABLE NOW! The FIVE-YEAR (1981-1985) CUMULATIVE INDEX TO THE JOURNAL OF ALLERGY AND CLINICAL IMMUNOLOGY can be purchased from the Publisher for \$42.00. This comprehensive, 156-page reference guide is a current presentation of all topics included in the JOURNAL from January 1981 to December 1985 (volumes 67-76)—the past 10 volumes. It incorporates complete references to over 672 original articles, abstracts, case reports, letters, editorials, and CME articles. It features 1,525 Subject Headings, under which there are 5,316 references. Each subject entry lists the complete article title, author(s), volume, page, and year of publication. It also includes 4,780 Author Entries, listing contributors, along with their respective titles, author-to-author referral, volume, page, and publication date.

To purchase, call or write: The C.V. Mosby Company, 11830 Westline Industrial Dr., St. Louis, MO 63146-3318, or telephone FREE 1-800-325-4177, Journal Fulfillment, ext. 531 (in Missouri call collect at 314-872-8370, Journal Fulfillment, ext. 531). Please reference book code number 2605-6 when placing your order. PREPAYMENT REQUIRED. Make checks payable to The C.V. Mosby Company. (All payments must be in US funds drawn on a US bank.) Price: \$42.00 in the US, \$44.75 international (price includes mailing charges).

WISCONSIN

Information Retrieval
For Business and Industry

TECH SEARCH

WTS Number: 678750



Request Date: 2/11/11 2:42 PM

Conf Number: 214295

Requester: Timothy Jones

Sterne Kessler Goldstein & Fox
1100 New York Avenue, NW, Suite 900

Washington, DC 20005

RUSH

Company Phone: 202-371-2600

Delivery: Email

Requester Phone: 202-772-8789

Instructions:

Fax: 202-371-2540

Requester Email: Tjones@skgf.com

Send-To Email: Tjones@skgf.com

Reference: 2286.0030002

2)Ratner et al., J. Fam. Pract. 47(2):118-125 (1998);

med
Q
7J8163
F2

0094-3509

An outreach service of the Kurt F. Wendt Library, University of Wisconsin - Madison
Email: wts@engr.wisc.edu | Web: http://www.wisc.edu/techsearch | Phone: (608) 262-5917

Requester assumes responsibility for copyright compliance.

Refer Off Campus

LTL

THE JOURNAL OF FAMILY PRACTICE

WESTON LIBRARY

JUL 24 1998

35/129 CLINICAL SCIENCES CENTER
608 HIGHLAND AV-MADISON, WI 53782

July 1998

Volume 47 Number 1



■ Accuracy of Physician Billing

■ The Future of Family Practice in Managed Care Organizations

■ Evaluation and Management of Unintended Weight Loss in the Elderly

■ A Randomized Trial of Preconception Risk Identification

■ High Prevalence of Obesity in Practice Populations

POEMS

PATIENT-ORIENTED EVIDENCE THAT MATTERS

■ Riboflavin for Migraine Prophylaxis

■ New Oral Therapy for Childhood Asthma

■ Treating Depression in Older Ambulatory Patients

3-DIGIT 537
JFP 01001353 GST #
UNIV OF WISCONSIN-MADISON
HLTH SCI LIBRARY-SERIALS
1305 LINDEN DR
MADISON WI 53706-1523

004/017/0000



APPLETON & LANGE
A Simon & Schuster Company

THE JOURNAL OF FAMILY PRACTICE

Editorial Office

The Journal of Family Practice
1650 Pierce St
Denver, CO 80214
Telephone: (303) 202-1543
Fax: (303) 202-5136
E-mail: paul.nutting@aspn.amc.org

Editor

Paul A. Nutting, MD, MSPH

Associate Editors

Frank M. Reed, MD
Colleen M. Conry, MD
B. Ned Calonge, MD

Editorial Assistant

Karen Gerdes

Publisher

Appleton & Lange
Communications and
Continuing Education Group
107 Elm Street, PO Box 120041
Stamford, CT 06912-0041
Telephone (203) 406-4500
FAX (203) 406-4603

Vice President and Group Publisher

Martin J. Zittel (203) 406-4615

Managing Editor

Patricia Delano (203) 406-4625

Senior Editor

Maria T. Vlasak (203) 406-4651

Art Designer

Gretchen J. Bruno

Production Manager

Patricia K. Fogle (203) 406-4620

Advertising Coordinator

Nancy Graves (203) 406-4621

Circulation Coordinator

Carol Harms (203) 406-4622

Permissions/Reprint Sales

(203) 406-4616

Greenwich Media Services

Richard Zittel (203) 869-5806

Manager of Custom Communications

Denise Jansson (203) 406-4524

Archival Services

The Journal of Family Practice is indexed in the following: Index Medicus, Current Contents (Clinical Medicine), Science Citation Index, Cambridge Scientific Abstracts, EMBASE/Excerpta Medica, International Pharmaceutical Abstracts, PsycINFO/Psychological Abstracts and the Cumulative Index to Nursing and Allied Health Literature. The Journal is also available in microform from University Microfilms, Ann Arbor, Michigan.

Copyright

This publication is protected by copyright. No part of it may be reproduced, stored in a retrieval system, or transmitted in any form, or by any means, electronic, mechanical, photocopying, recording or otherwise, without written permission of the Publisher.

Permissions Policy

Authorization to photocopy articles in this publication for internal or personal use, or for the internal or personal use of specific clients, is granted by Appleton & Lange to libraries and other users registered with the Copyright Clearance Center (CCC) Transactional Reporting Service, provided that a fee of \$3.00 per article is paid directly to:

CCC

222 Rosewood Dr
Danvers, MA 01923
Telephone (508) 750-8400
FAX (508) 750-4744
0094-3509/97/ + \$3.00/ + 0

This consent does not apply to other kinds of copying, such as copying for general distribution, for advertising or promotional purposes, for creating new collective works, or for resale. Such permission requests, and other inquiries, should be addressed to the Publisher.

Reprints

Authorized reprints may be purchased in quantities of 100 or more. For smaller quantities, back issues may be purchased at the single copy rate. For prices and ordering information, contact Reprints Coordinator, Appleton & Lange, PO Box 120041, Stamford, CT 06912-0041; telephone (203) 406-4616; FAX (203) 406-4603.

Editorial and Advertising Policy

Statements and opinions expressed in articles and communications herein are those of the author(s) and not necessarily those of the Editor, Publisher, or any organizations endorsing this journal. Neither the Editor, Publisher, nor organizations endorsing this journal guarantee, warrant, or endorse any product or service advertised in this journal, nor do they guarantee any claim made by the manufacturer of such product or service.

Cover Photo

George Shelley @ 1997/The Stock Market

A Comparison of the Efficacy of Fluticasone Propionate Aqueous Nasal Spray and Loratadine, Alone and in Combination, for the Treatment of Seasonal Allergic Rhinitis

Paul H. Ratner, MD; Julius H. van Bavel, MD; Bruce G. Martin, DO; Frank C. Hampel, Jr., MD; William C. Howland, III, MD; Paula R. Rogenes, PhD; Ronald E. Westlund; Brian W. Bowers, PharmD; and Cindy K. Cook
San Antonio, Austin, and New Braunfels, Texas; and Research Triangle Park, North Carolina

BACKGROUND. Intranasal corticosteroids and oral antihistamines are both effective in the treatment of seasonal allergic rhinitis, although the therapeutic value of administering the two types of agents concurrently has rarely been evaluated. This study was designed to compare the efficacy, safety, and impact on quality of life of fluticasone propionate aqueous nasal spray (FP ANS), loratadine, FP ANS plus loratadine, and placebo (an aqueous nasal spray plus tablet) in the treatment of seasonal allergic rhinitis during the mountain cedar allergy season in south central Texas.

METHODS. Six hundred patients with seasonal allergic rhinitis were treated for 2 weeks with either FP ANS 200 µg once daily, loratadine 10 mg once daily, the FP ANS and loratadine regimens combined, or placebo in a multicenter, randomized, double-blind, double-dummy, parallel-group study.

RESULTS. Clinician- and patient-rated total and individual nasal symptom scores after 7 and 14 days of therapy and overall evaluations were significantly lower ($P < .001$) in the FP ANS and FP ANS plus loratadine groups compared with the loratadine only and placebo groups. Loratadine was not statistically different from placebo in clinician and patient symptom score ratings nor in overall clinician and patient evaluations. FP ANS plus loratadine and FP ANS monotherapy were comparable in efficacy in almost all evaluations; for some patient-rated symptoms the combination was found superior. Mean score changes in the Rhinoconjunctivitis Quality of Life Questionnaire from baseline to day 14 showed significantly greater improvement ($P < .001$) in quality of life in the FP ANS group than in the group of patients receiving loratadine only or placebo, and no significant benefit was demonstrated in the FP ANS plus loratadine group over the FP ANS monotherapy group. No serious or unusual drug-related adverse events were reported. Combining loratadine with FP ANS did not alter the adverse events profile or frequency.

CONCLUSIONS. In the treatment of seasonal allergic rhinitis, FP ANS is superior to loratadine and placebo, and adding loratadine to FP ANS does not confer meaningful additional benefit.

KEY WORDS. Rhinitis, allergic, seasonal; loratadine; antihistamine; fluticasone propionate aqueous nasal spray [non-MeSH]. (*J Fam Pract* 1998; 47:118-125)

Intranasally administered corticosteroids and non-sedating, second-generation oral antihistamines currently form the core of pharmacotherapy for seasonal allergic rhinitis.^{1,2} Both treatments have been shown to alleviate or significantly reduce the rhinorrhea, sneezing, and nasal itching characteristics of allergic rhinitis.² While intranasal corticosteroids reduce nasal blockage more effectively than oral antihistamines,¹ antihista-

mines tend to have a more pronounced effect on eye symptoms.^{1,3} The choice of one mode of pharmacotherapy over the other is generally based on patient preference, with the goal of achieving the most effective control of rhinitis symptoms with the fewest side effects.

One currently available intranasal corticosteroid preparation, fluticasone propionate aqueous nasal spray (FP ANS) (Flonase Nasal Spray, 0.05% w/w, Glaxo Wellcome Inc, NC), was developed to provide a high ratio of local anti-inflammatory to systemic activity.^{4,7} In clinical trials of 2 to 4 weeks' duration comparing FP ANS with oral antihistamines, FP ANS demonstrated significantly greater effectiveness than loratadine,^{8,11} terfenadine,^{12,14} astemizole,¹⁵ and cetirizine¹⁶ in relieving nasal symptoms of rhinitis.

Drouin and colleagues¹⁷ have suggested that the concomitant administration of an intranasal corticosteroid regimen with an oral antihistamine regimen

Submitted, revised, May 7, 1998. From Sylvana Research, San Antonio, Texas (P.H.R.); Allergy Associates of Austin Diagnostic Clinic (J.H.V.) and HealthQuest Research (W.C.H.), Austin, Texas; Southwest Allergy and Asthma Research Center, San Antonio, Texas (B.G.M.); and Central Texas Health Research, New Braunfels (F.C.H.); Glaxo Wellcome Inc, Research Triangle Park, North Carolina (R.E.W., B.W.B., P.R.R., C.K.C.). Requests for reprints should be addressed to Paul H. Ratner, MD, Sylvana Research, 7711 Louis Pasteur Drive, Suite 406, San Antonio, TX 78229.

This material may be protected by Copyright law (Title 17 U.S. Code)

theoretically should result in greater relief of both nasal and ocular rhinitis symptoms than is achievable with either regimen alone. Although several clinical trials have evaluated the efficacy of intranasal beclomethasone dipropionate in combination with an oral antihistamine,¹⁷⁻¹⁹ and one study has investigated an FP ANS-cetirizine combination,²⁰ there have been no studies to date evaluating a combination of FP ANS and loratadine. The purpose of the present study was to compare the efficacy, safety, and impact on quality of life of FP ANS, loratadine, FP ANS combined with loratadine, and placebo over a 2-week period in the treatment of nasal symptoms of seasonal allergic rhinitis due to mountain cedar pollen.

METHODS

PATIENTS

Male and nonpregnant female outpatients, aged 12 years or older, were eligible for the study if they had moderate to severe seasonal allergic rhinitis diagnosed according to four criteria: (1) positive (a 2+ reaction, scored on a scale of 0 to 4, defined as a wheal diameter at least 3 mm greater than diluent control) skin test reaction to mountain cedar (*Juniperus ashei*) allergen within 12 months; (2) appearance of the nasal mucosa consistent with a diagnosis of seasonal allergic rhinitis; (3) a history of seasonal onset and offset of symptoms for at least two previous mountain cedar pollen seasons; and (4) moderate to severe symptoms of rhinitis evidenced by patient diary card ratings during a run-in. Patients were ineligible for the study if they had received, before the screening visit, treatment with loratadine within 1 week, astemizole within 6 weeks, cromolyn sodium within 2 weeks, over-the-counter or prescription medications that could affect rhinitis symptomatology (eg, nasal decongestants) within 72 hours, or inhaled, intranasal, or systemic corticosteroids within 1 month. Patients could not have either a septal deviation (>50% blockage) or a nasal polyp that could obstruct penetration of an intranasal spray. Patients were not included if they had a history of nasal septal surgery or nasal septal perforation. Patients were excluded if they had clinically significant physical examination findings at screening, had evidence of candidal infection, or were pregnant or lactating. Patients were also excluded if they had any condition or impairment that might affect their ability to complete the study or provide informed consent.

STUDY DESIGN

The protocol for this double-blind, placebo-controlled, parallel-group comparative trial was approved by an institutional review board for each of the five study sites. All patients or their guardians gave written informed consent. This study was a double-dummy design in which patients randomized to active oral

medication received both a placebo nasal spray and active oral medication, and patients randomized to active nasal spray received both the active nasal spray and placebo oral medication. At the screening visit, clinicians evaluated potential study candidates by rating their nasal symptoms (sneezing, nasal blockage, rhinorrhea, and nasal itching) according to a visual analog scale, ranging from 0 (absent) to 100 (severe),²¹ and by completing the following: a medical history, skin testing for allergy to mountain cedar allergen (if not done within previous 12 months), a physical examination, clinical laboratory tests, pregnancy test, and an examination of the nose and oropharynx for evidence of *Candida*. Patients who had symptoms began the 7- to 30-day run-in period immediately after screening, and patients who were free of symptoms were instructed to record their allergy symptoms associated with mountain cedar as soon as they began, so that the run-in period could be initiated.

During the run-in period and throughout the study, patients used the visual analog scale described above to rate their nasal symptoms daily on diary cards. Symptoms were rated in the evening to represent symptoms for the entire day. To qualify for enrollment, the total nasal symptom score (derived by adding individual symptom scores for nasal blockage, rhinorrhea, sneezing, and nasal itching for the day) was required to be at least 200 of a possible 400 on 4 of the 7 days immediately preceding enrollment.

Patients who met this criterion were randomly assigned on day 0 (baseline) to receive one of four regimens for 14 days: FP ANS 200 µg (two 50-µg sprays per nostril) plus one placebo capsule (to match the loratadine dosing form) once daily at 8 AM; placebo nasal spray (two sprays per nostril) plus one encapsulated loratadine 10-mg tablet once daily at 8 AM; FP ANS 200 µg (two 50-µg sprays per nostril) plus one encapsulated loratadine 10-mg tablet once daily at 8 AM; placebo spray (two sprays per nostril) plus one placebo capsule once daily at 8 AM. The formulation of loratadine used for encapsulation was Claritin tablets (Schering Corporation, Kenilworth, NJ). Dissolution testing confirmed that active capsules were comparable with unencapsulated tablets.

EFFICACY ANALYSIS

Patients recorded their nasal symptoms and use of study medication daily on diary cards throughout the treatment phase. Nasal symptoms were assessed by the clinician on day 0 (before the first dose of drug was administered), day 7, and day 14. During the treatment period, patients were not permitted to use any other medication that might affect rhinitis symptoms. At every clinic visit, clinicians recorded the occurrence of adverse events (defined as any untoward medical occurrence, drug-related or not), recorded concomitant medications used, checked compliance by diary

card and capsule counts, and examined patients for evidence of nasal and oropharyngeal *Candida*. On day 14, clinicians and patients independently recorded their overall evaluation of treatment, and patients underwent a final physical examination.

QUALITY-OF-LIFE ANALYSIS

At baseline and on day 14, patients completed the Rhinoconjunctivitis Quality of Life Questionnaire (RQLQ).²² This 28-item, self-administered, disease-specific questionnaire measures quality of life globally and across seven different domains known to be affected by rhinoconjunctivitis: nasal symptoms; eye symptoms; activities; practical problems; sleep; emotional issues; and symptoms other than those involving the nose or eye, such as fatigue, irritability, and tiredness. Patients were asked to rate each item on a 7-point scale (where 0 = not troubled or none of the time and 6 = extremely troubled or all of the time), capturing the impact of rhinoconjunctivitis for each item over the previous 7 days. Each domain provides a scale score, and the mean of all the items provides an overall global score. An improvement in rhinoconjunctivitis quality of life was indicated by a decrease in domain and global scores at day 14.

STATISTICAL ANALYSIS

All patients randomly assigned to treatment received at least one dose of the study drug, and reported baseline scores were included in the analysis. Patients remained in the analysis (daily and weekly timepoints) until their efficacy scores were missing because of withdrawal or loss to follow-up. All tests performed tested two-sided hypotheses, and a difference was considered statistically significant when the two-tailed *P* value was ≤.05. Efficacy measures were changes in mean clinician- and patient-rated nasal symptoms (both total and individual nasal symptom scores), and frequency of patient- and clinician-scored ratings of overall response to treatment. It was estimated that 150 patients per treatment arm would provide approximately 80% power to detect a difference between active treatments of at least 30 in mean change from baseline in clinician-rated and patient-rated total nasal symptom scores at a significance level of .05. Demographic and baseline disease characteristics of patients were summarized by treatment group. The chi-square test was performed to compare differences

TABLE 1

Demographic Characteristics and Disposition of Patients

	Placebo	Loratadine*	FP ANS*	FP ANS + Loratadine*
Number of patients	150	150	150	150
Mean age, yr	42.0	40.1	40.7	42.2
Range	16-74	15-70	13-80	15-78
Sex, no. (%)				
Male	61 (41)	69 (46)	68 (45)	74 (49)
Female	89 (59)	81 (54)	82 (55)	76 (51)
Ethnic origin, no. (%)				
White	115 (77)	110 (73)	117 (78)	120 (80)
Hispanic	30 (20)	28 (19)	22 (15)	26 (17)
Other	5 (3)	12 (8)	11 (7)	4 (3)
Compliance† (%)				
With capsule	97.5	97.0	97.8	98.0
With spray	97.9	96.8	97.9	98.2
Patients withdrawn, no. (%)	10 (7)	8 (5)	8 (5)	5 (3)
Adverse event	3 (2)	2 (1)	3 (2)	0 (0)
Failed to return	2 (1)	0 (0)	0 (0)	1 (<1)
Lack of efficacy	4 (3)	3 (2)	4 (3)	2 (1)
Other	1 (1)	3 (2)	1 (<1)	2 (1)

* FP ANS = fluticasone propionate aqueous nasal spray 200 µg daily; loratadine dosage is 10 mg once daily.

† Percent of patients who took at least 80% of study medication.

with respect to sex, ethnic origin, childbearing potential, pregnancy status, type of birth control used, and clinician- and patient-rated overall evaluations. The analysis of variance *F* test was used to compare differences with respect to age, sex, ethnic origin, and individual and total clinician- and patient-rated symptom scores. In the RQLQ, descriptive statistics were used to evaluate differences among treatment groups for baseline scores, and descriptive and inferential statistics were used to compare the mean change from baseline RQLQ scores among and between the four treatment groups.

Safety measures included the incidence of potentially drug-related adverse events. Fisher's exact test was performed on pairs of treatments to detect differences in the number of patients with potentially drug-related adverse events overall and by body system.

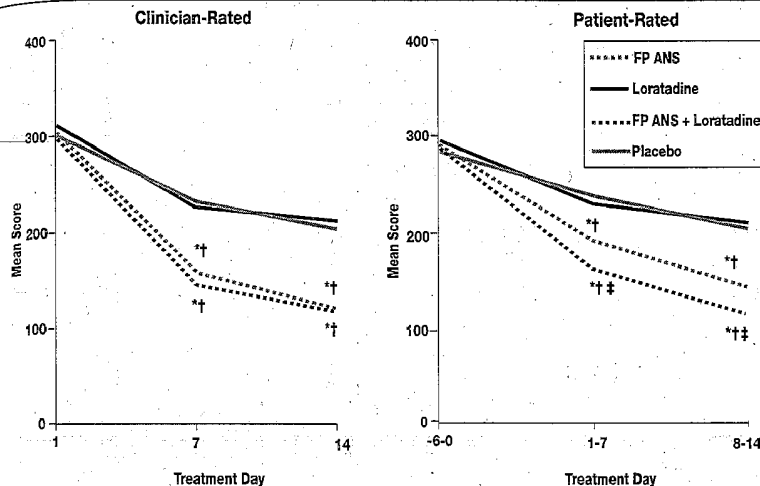
RESULTS

PATIENT CHARACTERISTICS

Six hundred patients were enrolled in the study, and 569 (95%) completed it. Eight patients discontinued the study because of adverse events, 13 withdrew because of lack of efficacy, and seven withdrew for other reasons. Demographic characteristics and com-

FIGURE 1

Clinician-rated and patient-rated total nasal symptom scores after 1 and 2 weeks of therapy for seasonal allergic rhinitis.



FP ANS denotes fluticasone propionate aqueous nasal spray 200 µg daily; loratadine dosage, 10 mg once daily.
 *P < .001 versus placebo.
 †P < .001 versus loratadine.
 ‡P < .05 versus FP ANS for mean change from baseline.

TABLE 2

Baseline and Mean Change from Baseline at Day 7 and Day 14 for Clinician-Rated Nasal Symptom Scores

	Placebo Score (SE)	Loratadine Score (SE)	FP ANS Score (SE)	FP ANS + Lor Score (SE)
Total symptom score				
Baseline	302.4 (4.2)	313.3 (4.0)	304.9 (4.6)	304.9 (4.7)
Day 7	-71.0 (7.9)	-86.1 (8.6)	-149.0 (8.2) †‡	-158.0 (9.0) †‡
Day 14	-102.0 (8.8)	-102.0 (9.9)	-187.0 (8.5) †‡	-186.0 (9.4) †‡
Blockage				
Baseline	77.0 (1.4)	80.2 (1.2)	78.0 (1.4)	80.5 (1.4)
Day 7	-14.2 (2.2)	-16.8 (2.3)	-32.8 (2.2) †‡	-35.8 (2.5) †‡
Day 14	-20.0 (2.4)	-20.0 (2.6)	-42.5 (2.3) †‡	-42.6 (2.7) †‡
Discharge				
Baseline	81.3 (1.2)	85.0 (1.1)	82.8 (1.2)	83.0 (1.3)
Day 7	-18.1 (2.1)	-20.1 (2.4)	-38.5 (2.5) †‡	-40.7 (2.5) †‡
Day 14	-27.1 (2.5)	-26.9 (2.7)	-46.3 (2.6) †‡	-49.6 (2.7) †‡
Itching				
Baseline	76.0 (1.7)	76.3 (1.6)	74.4 (1.8)	73.6 (1.9)
Day 7	-19.9 (2.4)	-26.4 (2.5)	-38.6 (2.6) †‡	-41.0 (3.0) †‡
Day 14	-28.4 (2.6)	-29.3 (2.8)	-50.0 (2.5) †‡	-48.2 (2.7) †‡
Sneezing				
Baseline	68.1 (1.9)	71.7 (1.7)	69.7 (1.8)	67.8 (2.0)
Day 7	-18.9 (2.5)	-22.7 (2.7)	-38.8 (2.6) †‡	-40.1 (2.7) †‡
Day 14	-26.6 (2.7)	-26.3 (2.9)	-48.4 (2.6) †‡	-45.7 (2.9) †‡

Total symptom score is the sum of blockage, discharge, itching, and sneezing (maximum total possible = 400).
 FP ANS denotes fluticasone propionate aqueous nasal spray; Lor, loratadine; SE, standard error.
 † P < .05 versus placebo.
 ‡ P < .05 versus loratadine.

pliance rates were similar among the treatment groups (Table 1). Approximately 90% of the patients enrolled were recruited from the offices of primary care physicians or were under no medical care for their rhinitis symptoms. Less than 10% of the patients enrolled in the study were recruited from the practices of allergists who participated in the study.

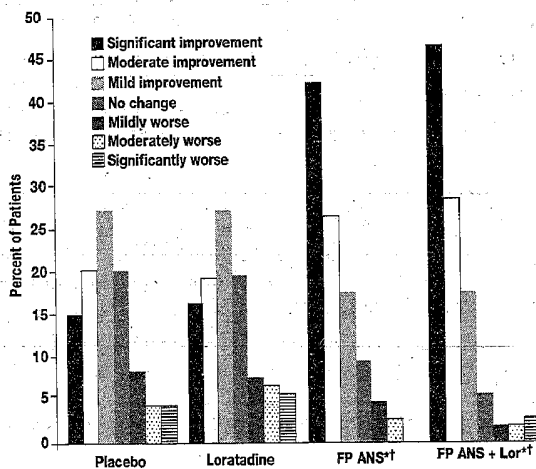
EFFICACY DATA

Nasal Symptoms Scores. At baseline, mean clinician-rated total nasal symptom scores were not significantly different between treatment groups. At clinic visits after 1 week of therapy (day 7), clinician-rated total nasal symptom scores were significantly lower ($P < .001$) in the FP ANS and FP ANS plus loratadine groups than in the loratadine only or placebo groups (Figure 1). At these timepoints, loratadine did not differ significantly from placebo aqueous nasal spray, and the FP ANS plus loratadine combination did not differ from FP ANS monotherapy (Table 2). After 2 weeks of therapy (day 14), total nasal symptoms were even further reduced in all treatment groups, with significantly lower scores in the FP ANS and FP ANS plus loratadine groups than in the loratadine or placebo groups. Again, loratadine did not differ significantly from placebo and there was no difference between the FP ANS plus loratadine combination and FP ANS monotherapy.

The data for clinician-rated individual nasal symptoms were similar to the total nasal symptom data (Table 2). At both the day 7 and day 14 assessments, scores in the FP ANS and FP ANS plus loratadine groups were significantly lower ($P \leq .05$) than loratadine alone and placebo group scores for blockage, discharge, itching, and sneezing. Clinician-rated scores for all individual nasal symptoms did not differ significantly between the FP ANS monotherapy and FP ANS plus loratadine combination treatment groups. Mean total and individual

FIGURE 2

Clinician-rated overall response to therapy after 2 weeks of therapy for seasonal allergic rhinitis.



FP ANS denotes fluticasone propionate aqueous nasal spray 200 µg daily; loratadine dosage, 10 mg once daily.
**P* < .001 versus placebo.
†*P* < .001 versus loratadine.

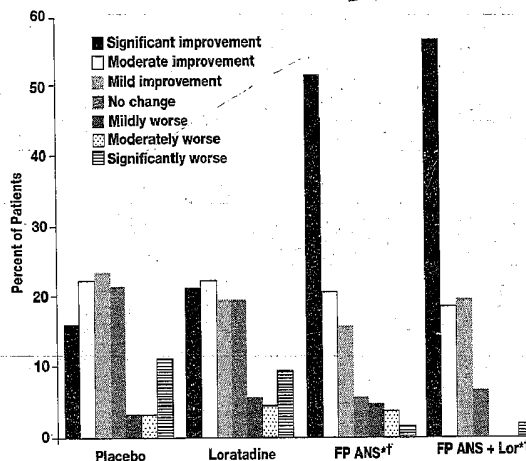
nasal symptom scores for the loratadine and placebo treatment groups did not differ significantly at either the day 7 or day 14 evaluations.

The pattern of improvement observed in patient-rated total nasal symptom scores was similar to that reported in the clinician ratings, except that scores in the FP ANS plus loratadine combination group were significantly lower than those in the FP ANS monotherapy group at the evaluations on days 1 through 7 and days 8 through 14 (*P* values .006 and .017, respectively) (Figure 1). Individual nasal symptom score data generally conformed to a pattern similar to that seen for total nasal symptom scores; at days 1 through 7 and days 8 through 14, symptom scores in the FP ANS and FP ANS plus loratadine treatment groups were significantly lower than those in the loratadine only group (*P* < .05) and placebo group (*P* < .001). Individual nasal scores in the FP ANS plus loratadine group were significantly lower than those reported by patients in the FP ANS monotherapy group for nasal blockage, nasal discharge, and sneezing at days 1 through 7 and 8 through 14, and for nasal itching at days 1 through 7.

Clinicians' Overall Evaluation. In the clinician's overall evaluation at day 14, FP ANS and FP ANS plus loratadine were equivalent in efficacy and significantly more effective than placebo or loratadine only (*P* < .001)(Figure 2). No significant difference was observed between the loratadine and placebo treatment groups:

FIGURE 3

Patient-rated overall response to therapy after 2 weeks of therapy for seasonal allergic rhinitis.



FP ANS denotes fluticasone propionate aqueous nasal spray 200 µg daily; loratadine dosage, 10 mg once daily.
**P* < .001 versus placebo.
†*P* < .001 versus loratadine.

Patients' Overall Evaluation. Overall patient evaluations were in close agreement with overall clinical evaluations. FP ANS and FP ANS plus loratadine were significantly more effective than placebo or loratadine only (*P* < .001)(Figure 3), but were not significantly different from each other. No significant difference was observed between the loratadine and placebo treatment groups.

PATIENT-RATED QUALITY-OF-LIFE CHANGES

At baseline, the mean global RQLQ scores and scores on each of the seven domains did not differ between or among the four treatment groups (Table 3). Significantly greater improvements in mean global RQLQ scores from baseline to day 14 were observed in the FP ANS treatment group than in the placebo and loratadine only treatment groups (*P* < .001). There were no significant differences in the mean change from baseline RQLQ scores between the loratadine only and placebo groups. Significantly greater improvements were seen in the FP ANS plus loratadine group than in either the loratadine only or placebo treatment groups (*P* < .001); however, the RQLQ scores did not differ significantly between the FP ANS plus loratadine and FP ANS monotherapy groups.

SAFETY DATA

The incidence and pattern of drug-related adverse events did not differ among the treatment groups.

TABLE 3

Mean Global and Individual Domain Scores on the Rhinoconjunctivitis Quality of Life Questionnaire

Variable	Placebo Score (SE)	Loratadine Score (SE)	FP ANS Score (SE)	FP ANS + Loratadine Score (SE)
Global score*				
Day 0	4.0 (0.1)	4.1 (0.1)	4.1 (0.1)	4.0 (0.1)
Day 14	-1.3 (0.1)	-1.3 (0.1)	-2.2 (0.1)†‡	-2.3 (0.1)†‡
Nasal symptom score				
Day 0	4.5 (0.1)	4.6 (0.1)	4.6 (0.1)	4.5 (0.1)
Day 14	-1.4 (0.1)	-1.4 (0.1)	-2.5 (0.1)†‡	-2.7 (0.1)†‡
Eye symptom score				
Day 0	3.8 (0.1)	3.8 (0.1)	3.8 (0.1)	3.8 (0.1)
Day 14	-1.2 (0.1)	-1.3 (0.1)	-1.9 (0.1)†‡	-2.0 (0.1)†‡
Activities score				
Day 0	4.4 (0.1)	4.6 (0.1)	4.4 (0.1)	4.4 (0.1)
Day 14	-1.5 (0.1)	-1.5 (0.1)	-2.3 (0.1)†‡	-2.5 (0.1)†‡
Practical problems score				
Day 0	4.2 (0.1)	4.5 (0.1)	4.4 (0.1)	4.3 (0.1)
Day 14	-1.3 (0.1)	-1.3 (0.1)	-2.5 (0.1)†‡	-2.7 (0.1)†‡
Sleep score				
Day 0	3.5 (0.1)	3.8 (0.1)	3.7 (0.1)	3.7 (0.1)
Day 14	-1.2 (0.1)	-1.2 (0.2)	-2.1 (0.1)†‡	-2.2 (0.1)†‡
Emotional score				
Day 0	3.5 (0.1)	3.5 (0.1)	3.5 (0.1)	3.4 (0.1)
Day 14	-1.3 (0.1)	-1.1 (0.1)	-1.9 (0.1)†‡	-2.1 (0.1)†‡
Other symptom score§				
Day 0	3.6 (0.1)	3.5 (0.1)	3.7 (0.1)	3.5 (0.1)
Day 14	-1.3 (0.1)	-1.1 (0.1)	-1.9 (0.1)†‡	-1.9 (0.1)†‡

FP ANS denotes fluticasone propionate aqueous nasal spray 200 µg once daily; loratadine dosage, 10 mg once daily. SE denotes standard error.

*The global score is defined as the mean of the individual domain scores on a scale from 0 (not troubled) to 6 (extremely troubled).

†P < .05 versus placebo based on mean change from baseline.

‡P < .05 versus loratadine based on mean change from baseline.

§Other symptoms are defined as those not involving the nose or eye (eg, fatigue, irritability, and tiredness).

From 5% to 8% of the patients in each treatment group experienced an event that was considered by the investigators to be related to the study therapy. The most frequently reported drug-related adverse events were blood in the nasal mucus (1% to 2% in active treatment groups and 3% in the placebo group), epistaxis (≤1% for all treatments), and xerostomia (≤2% for all treatments).

DISCUSSION

This is the first study to evaluate the efficacy, safety, and quality of life of patients with rhinitis following treatment with FP ANS in combination with loratadine. The results of this clinical trial indicate that in patients with seasonal allergic rhinitis, a 2-week treatment regimen with FP ANS 200 µg once daily is signif-

icantly more effective than loratadine 10 mg once daily or placebo. Adding loratadine to FP ANS offered no significant improvement over FP ANS alone with respect to clinician ratings, overall clinical evaluation, overall patient evaluation, and patient-rated quality of life. The combination was considered more effective according to some patient ratings. A lack of any significant differences between FP ANS and FP ANS in combination with loratadine also has been demonstrated in the analysis of pharmacoeconomic outcomes in this same patient population (reported elsewhere),²³ with FP ANS plus loratadine providing no advantages over FP ANS monotherapy with respect to patient-rated overall satisfaction with treatment, patient-perceived effectiveness with symptom relief, impact of treatment on patient work/school attendance, patient effectiveness with work/school activities, and interference of rhinitis symptoms with patient performance in leisure/recreation activities.

The superiority of FP ANS over loratadine for treating nasal symptoms was not

unexpected. Four previous double-blind, double-dummy comparative trials have shown that FP ANS 200 µg once daily, administered to patients with seasonal allergic rhinitis for 4 weeks, significantly reduced nasal symptoms to a greater degree than loratadine.⁸⁻¹¹ With the exception of one study,¹¹ these clinical trials relied solely on subjective variables to assess efficacy. Jordana et al,¹¹ using portable peak inspiratory flowmeter measurements as an objective variable, found that FP ANS produced significantly greater nasal air flow than loratadine, and that this coincided with significantly less nasal blockage on waking and during the daytime. The effect of loratadine on nasal airflow has been shown to be the same as that of terfenadine,²⁴ an antihistamine that has proved over a 4-week period to be no more effective than aqueous nasal spray placebo and less effective

than FP ANS in improving nasal airflow.¹⁴

The superior quality-of-life results observed with FP ANS over loratadine in this 2-week clinical trial were similar to those previously reported by Mackowiak²⁵ in a 4-week clinical trial comparing the same FP ANS regimen with astemizole (10 mg daily), another nonsedating antihistamine, in patients with seasonal allergic rhinitis. Mackowiak found that RQLQ improvements paralleled improvements in the role-physical domain on the Short Form-36 quality-of-life test, which he also administered to his patient population.

To date, loratadine and other oral nonsedative antihistamines have proved no more effective than placebo aqueous nasal spray in placebo-controlled studies in which the active comparator was an intranasal corticosteroid,^{8,12-15,26} whereas they have demonstrated superior efficacy to placebo tablets in placebo-controlled studies in which the active comparator has been another oral antihistamine.²⁷⁻³⁰ This result may be expected, because an intranasal aqueous nasal spray placebo is capable of washing away secretions, inflammatory cells, and mediators.^{31,32} For this reason, aqueous nasal spray placebos exert some therapeutic activity and are not true placebos.

The clinical efficacy and safety of the combined use of an intranasal corticosteroid and an oral antihistamine combination have been studied previously in several clinical trials.^{17-20,33} In two clinical trials conducted over 2 to 14 weeks, the addition of recommended regimens of intranasal beclomethasone dipropionate to regimens of terfenadine 60 mg twice daily or astemizole 10 mg once daily¹⁸ prompted significant improvement in nasal symptoms over the respective antihistamine monotherapy regimens. In a 7-day study, the addition of loratadine 10 mg once daily to a beclomethasone dipropionate regimen resulted in significantly greater nasal and ocular symptom relief than was achievable with beclomethasone dipropionate monotherapy.¹⁷ However, in a 2-week study,³³ the addition of loratadine 10 mg once daily to a regimen of intranasal mometasone furoate 200 µg once daily failed to provide any significant additional relief of total rhinitis symptoms than was attainable with mometasone monotherapy. To date, only one other clinical trial²⁰ has compared combined use of FP ANS and an oral antihistamine with FP ANS monotherapy. This study, which was conducted over an 8-week period in patients with seasonal allergic rhinitis, did not use antihistamine monotherapy as an active control. As in the present study, the addition of an antihistamine (cetirizine 10 mg once daily) to a regimen of FP ANS 200 µg once daily had no effect on clinical efficacy or safety. Although adding an antihistamine to a beclomethasone dipropionate regimen results in further symptom improvement, supplementing an FP ANS regimen with an antihistamine regimen provides little additional benefit.

It has been suggested that the results of short-term

studies may differ from those of longer-term trials and that this may be a limitation of the 2-week treatment period in this study. It was conducted in a short but well-defined season of a pollen similar to ragweed in that it produces moderate to severe symptoms of allergic rhinitis. One advantage of this design is that it allows for large numbers of patients affected by the same pollen to be studied within the same period. A study of longer duration may result in a decrease in symptoms at the end of the treatment period that could be attributed to the decrease in exposure to allergen as the allergy season ends, rather than to the effect of study therapy.³⁴

The most commonly reported potentially drug-related adverse events in this study included various forms of nasal bleeding, a frequent occurrence with use of intranasal sprays. However, reports of blood in nasal mucus were low, generally mild, and similar for both FP ANS and loratadine. Xerostomia was also commonly reported, which is not unusual with antihistamine use. There was no apparent increase in the incidence of adverse events with the combination of FP ANS and loratadine.

For the treatment of seasonal allergic rhinitis, FP ANS is superior to loratadine alone and to placebo, and adding loratadine to FP ANS does not confer meaningful additional benefit.

ACKNOWLEDGMENTS

This study was supported by a grant from Glaxo Wellcome Inc. We would like to thank Gary Pakes, PharmD, for his assistance in the preparation of this manuscript.

REFERENCES

1. Bousquet J, Dhivert H, Michel F-B. Current trends in the management of allergic diseases. *Allergy* 1994; 94:31-6.
2. Horak F. Seasonal allergic rhinitis. Newer treatment approaches. *Drugs* 1993; 45:518-27.
3. Brogden RN, Pinder RM, Sawyer PR, Speight TM, Avery GS. Beclomethasone dipropionate. II. Allergic rhinitis and other conditions. *Drugs* 1975; 10:211-38.
4. Philipps GH. Structure-activity relationships of topically active steroids: the selection of fluticasone propionate. *Respir Med* 1990; 84(suppl A):19-23.
5. Harding SM. The human pharmacology of fluticasone propionate. *Respir Med* 1990; 84(suppl A):25-29.
6. Howland WC III, Hampel FC Jr., Martin BG, Ratner PH, van Bavel JH, Field EA. The efficacy of fluticasone propionate aqueous nasal spray for allergic rhinitis and its relationship to topical effects. *Clin Ther* 1996; 18:1106-17.
7. Howland WC III. Fluticasone propionate: topical or systemic effects? *Clin Exp Allergy* 1996; 26(suppl 3):18-22.
8. Nayak AS, Shulan D, Bernstein DI, et al. Intranasal fluticasone propionate (FP) is more effective than loratadine (LOR) for treatment of seasonal allergic rhinitis symptoms [abstract 63]. *J Allergy Clin Immunol* 1996; 97:198.
9. Ramsdale HE, Kline PA. Comparison of once daily treatment with an antihistamine (loratadine) and topical steroid (fluticasone propionate) during the ragweed pollen season [abstract 636]. *J Allergy Clin Immunol* 1991; 87(suppl):298.
10. Gehanno P, Desfougeres JL. Fluticasone propionate aqueous nasal spray compared with oral loratadine in patients with seasonal allergic rhinitis. *Allergy* 1997; 52:445-50.

- Jordana G, Dolovich J, Briscoe MP, et al. Intranasal fluticasone propionate versus loratadine in the treatment of adolescent patients with seasonal allergic rhinitis. *J Allergy Clin Immunol* 1996; 97:588-95.
- van Bavel J, Findlay S, Hampel F, et al. Intranasal fluticasone propionate is more effective than terfenadine tablets for seasonal allergic rhinitis. *Arch Intern Med* 1994; 154:2699-2704.
- Darnelli R, Pecoud A, Richards DH. A double-blind comparison of fluticasone propionate aqueous nasal spray, terfenadine tablets and placebo in the treatment of patients with seasonal allergic rhinitis to grass pollen. *Clin Exp Allergy* 1994; 24:1144-50.
- Bronsky EA, Dockhorn RJ, Meltzer EO, et al. Fluticasone propionate aqueous nasal spray compared with terfenadine tablets in the treatment of seasonal allergic rhinitis. *J Allergy Clin Immunol* 1996; 97:915-21.
- Stricker WE, Klimas JT, Mendelson L, et al. Intranasal fluticasone propionate is more effective than astemizole for seasonal allergic rhinitis [abstract P34]. *Ann Allergy* 1994; 72:86.
- Vervloet D, Charpin D, Desfougeres J-L. Intranasal fluticasone once daily compared with once-daily cetirizine in the treatment of seasonal allergic rhinitis. *Clin Drug Invest* 1997; 13:291-8.
- Drouin MA, Yang WH, Horak F, et al. Is there a benefit to adding loratadine to topical nasal steroids in patients with moderately severe seasonal allergic rhinoconjunctivitis? [abstract]. *Allergy* 1992; 12(suppl):173.
- Wihl JA, Nuchel Petersen B, Nuchel Peterson L, et al. Effect of the non-sedative H1-receptor antagonist astemizole in perennial allergic and nonallergic rhinitis. *J Allergy Clin Immunol* 1985; 75:720-7.
- Jarmoszuk I, LeFach J, Hogan A. Dual therapy for seasonal allergic rhinitis (SAR) with terfenadine (T) and beclomethasone nasal aerosol (B) [abstract]. *J Allergy Clin Immunol* 1986; 77(suppl):138.
- Benincasa C, Lloyd RS. Evaluation of fluticasone propionate aqueous nasal spray taken alone and in combination with cetirizine in the prophylactic treatment of seasonal allergic rhinitis. *Drug Invest* 1994; 8:225-33.
- Linder A. Symptom scores as measures of the severity of rhinitis. *Clin Allergy* 1988; 18:29-37.
- Juniper EF, Guyatt GH. Development and testing of a new measure of health status for clinical trials in rhinoconjunctivitis. *Clin Exp Allergy* 1991; 21:77-83.
- Cox FM, Bowers BW, Ratner PH, Cook CK, Westlund R, Rogenes PR. The effect of fluticasone propionate aqueous nasal spray and loratadine, alone and in combination, on pharmacoeconomic outcomes in patients with seasonal allergic rhinitis. *J Managed Care Pharm*. In press.
- Olsen OT, Nüchel Petersen LN, Høi L, Lorentzen KA, Hindberg Rasmussen W, Svendsen UG. Comparison of loratadine and terfenadine in allergic seasonal rhinoconjunctivitis with emphasis on nasal stuffiness and peak flow. *Arzneimittelforschung* 1992; 42:1227-31.
- Mackowiak JL. Fluticasone propionate aqueous nasal spray (FP) improves rhinitis quality of life and reduces lost labor costs [abstract P86]. *Ann Allergy* 1994; 72:99.
- Lemanske R, Dunn K, Galant S, et al. Fluticasone propionate aqueous nasal spray is more effective than astemizole in the treatment of seasonal allergic rhinitis [abstract 15]. *J Allergy Clin Immunol* 1994; 93:165.
- Bousquet J. Clinical activity and side effects of loratadine and astemizole in patients with seasonal allergic rhinitis [abstract]. Presented at the 44th Annual Congress of the American College of Allergists; Boston, Mass, November 1987.
- Oei HD. Double-blind comparison of loratadine (SCH 29851), astemizole, and placebo in hay fever with special regard to onset of action. *Ann Allergy* 1988; 61:436-9.
- Del Carpio J, Kabbash L, Turenne Y, et al. Efficacy and safety of loratadine (10 mg once daily), terfenadine (60 mg twice daily), and placebo in the treatment of seasonal allergic rhinitis. *J Allergy Clin Immunol* 1989; 84:741-6.
- Horak F, Bruttmann G, Pedrali P, et al. A multicentre study of loratadine, terfenadine and placebo in patients with seasonal allergic rhinitis. *Arzneimittelforschung* 1988; 38:124-8.
- Meltzer EO, Schatz M. Pharmacotherapy of rhinitis: 1987 and beyond. *Immunol Allergy Clin North Am* 1987; 7:57-91.
- Brompton Hospital/Medical Research Council Collaborative Trial. Double-blind trial comparing two dosage schedules of beclomethasone dipropionate aerosol with a placebo in the treatment of perennial rhinitis for twelve months. *Clin Allergy* 1980; 10:239-51.
- Schenkel EJ, Nolop R, Mesarina-Wicki B. Evaluation of mometasone furoate (Nasonex™) nasal spray with the addition of loratadine vs a placebo in the treatment of seasonal allergic rhinitis [abstract]. Presented at the American College of Allergy, Asthma and Immunology 1996 Annual Meeting, Boston, Mass, November 8-13, 1996.
- Nathan RA, Bronsky EA, Firemen P, et al. Once daily fluticasone propionate aqueous nasal spray is an effective treatment for seasonal allergic rhinitis. *Ann Allergy* 1991; 67:332-8.

WISCONSIN Information Retrieval
For Business and Industry
TECH SEARCH

WTS Number: 678751



Request Date: 2/11/11 2:42 PM

Conf Number: 214295

Requester: Timothy Jones
Sterne Kessler Goldstein & Fox
1100 New York Avenue, NW, Suite 900
Washington, DC 20005

RUSH

Company Phone: 202-371-2600

Delivery: Email

Requester Phone: 202-772-8789

Instructions:

Fax: 202-371-2540

Requester Email: Tjones@skgf.com

Send-To Email: Tjones@skgf.com

Reference: 2286.0030002

3)Simpson, R. J., Ann. Allergy 73(6):497-502 (1994);

Med
φ
TAN59

0003-4738

An outreach service of the Kurt F. Wendt Library, University of Wisconsin - Madison
Email: wts@engr.wisc.edu | Web: http://www.wisc.edu/techsearch | Phone: (608) 262-5917

Requester assumes responsibility for copyright compliance.

Refer Off Campus

ANNALS OF ALLERGY

Devoted to the Interests
of the Practicing Allergist
December, 1994
Volume 73, Number 6

CME CREDIT Review Article and Questions—See Pages 457-469

Review Article

Primary Ciliary Dyskinesia Daniel V Schidlow, MD

Clinical Allergy-Immunology Rounds

Cardiac Tamponade and Recurrent Upper Respiratory Tract Infections in a 22-Year-Old Woman Rohit K Katial, MD; Richard M Hatch, MD; and Michael R Baker, MD

Original Articles

Outcome of Cough Variant Asthma Treated with Inhaled Steroids Sarah Cheriyan, MD; Paul A Greenberger, MD; and Roy Patterson, MD

Insect Sting Allergy: Analysis of a Cohort of Patients Who Initiated Venom Immunotherapy from 1978 to 1986 David F Graft, MD and William F Schoenwetter, MD

Lack of Adverse Reactions to Measles, Mumps, and Rubella Vaccine in Egg-Allergic Children Bruno Freigang, MD; Tajdin P Jadavji, MB, ChB; and Daniel W Freigang, MSc

Psyllium Hypersensitivity Geraldine L Freeman, MD

Augmented Interleukin-6 Secretion in Collagen-Stimulated Peripheral Blood Mononuclear Cells from Patients with Systemic Sclerosis Mythili Gurrani, MD; Savita Pahwa, MD; and Marianne Frieri, PhD, MD

Budesonide and Terfenadine, Separately and in Combination, in the Treatment of Hay Fever Richard J Simpson, MB, ChB

Anaphylaxis due to Limpet Ingestion Teresa Carrillo, MD, PhD; Felipe Rodríguez de Castro, MD, PhD; Carlos Blanco, MD; Rodolfo Castillo, MD; Joaquín Quiralte, MD; and Manuela Cuevas, MD, PhD

Use of Nasal Cytology in the Diagnosis of Occult Chronic Sinusitis in Asthmatic Children Carol N Jong, MD; Nancy Y Olson, MD; Glen L Nadel, MD; Patricia S Phillips, MD; Fred F Gill, MD; and James B Nelburger, MD

Comparison of Budesonide and Disodium Cromoglycate for the Treatment of Seasonal Allergic Rhinitis in Children William G Fisher, MB, ChB

WILEY-LISS

JAN 20 1995

WILEY-LISS

ANNALS OF ALLERGY

Contents of ANNALS OF ALLERGY Copyright © 1994 by the American College of Allergy and Immunology. Published monthly by the American College of Allergy and Immunology.

Editor: R. Michael Sly, MD
Children's National Medical Center
111 Michigan Ave. NW
Washington, DC 20010-2970
Tel: (202) 884-3136
Office hours: Mon and Wed:
7:30 AM to 4 PM SDT
Thurs: Noon to 4:30 PM

The Annals of Allergy is the Official Publication of the American College of Allergy and Immunology and is devoted to the interests of the practicing allergist

December, 1994

REVIEW ARTICLE

Primary Ciliary Dyskinesia Daniel V Schidlow, MD 457

CLINICAL ALLERGY-IMMUNOLOGY ROUNDS

Cardiac Tamponade and Recurrent Upper Respiratory Tract Infections in a 22-Year-Old Woman Rohit K Katial, MD; Richard M Hatch, MD; and Michael R Baker, MD 473

ORIGINAL ARTICLES

Outcome of Cough Variant Asthma Treated with Inhaled Steroids Sarah Cheriyan, MD; Paul A Greenberger, MD; and Roy Patterson, MD 478

Insect Sting Allergy: Analysis of a Cohort of Patients Who Initiated Venom Immunotherapy from 1978 to 1986 David F Graft, MD and William F Schoenwetter, MD 481

Lack of Adverse Reactions to Measles, Mumps, and Rubella Vaccine in Egg-Allergic Children Bruno Freigang, MD; Tajdin P Jadavji, MB, ChB; and Daniel W Freigang, MSc 486

Psyllium Hypersensitivity Geraldine L Freeman, MD 490

Augmented Interleukin-6 Secretion in Collagen-Stimulated Peripheral Blood Mononuclear Cells from Patients with Systemic Sclerosis Mythili Gurram, MD; Savita Pahwa, MD; and Marianne Frieri, PhD, MD 493

Budesonide and Terfenadine, Separately and in Combination, in the Treatment of Hay Fever Richard J Simpson, MB, ChB 497

Anaphylaxis Due to Limpet Ingestion Teresa Carrillo, MD, PhD; Felipe Rodríguez de Castro, MD, PhD; Carlos Blanco, MD; Rodolfo Castillo, MD; Joaquín Quiralte, MD; and Manuela Cuevas, MD, PhD 504

Use of Nasal Cytology in the Diagnosis of Occult Chronic Sinusitis in Asthmatic Children Carol N Jong, MD; Nancy Y Olson, MD; Glen L Nadel, MD; Patricia S Phillips, MD; Fred F Gill, MD; and James B Neiburger, MD 509

Comparison of Budesonide and Disodium Cromoglycate for the Treatment of Seasonal Allergic Rhinitis in Children William G Fisher, MB, ChB 515

(Continued on page A-6)

For submission of articles, see "Instructions for Authors"

Changes of address directed to the ANNALS OF ALLERGY should be sent to Jim Slawny, Executive Director ANNALS OF ALLERGY, Suite 550 85 West Algonquin Road, Arlington Heights Illinois 60005 Telephone—(708) 427-1200

Annals of Allergy (ISSN-0003-4738) is published monthly for \$42.50 (US), \$55.00 (US institutions) and \$68.00 (foreign) by the American College of Allergy and Immunology, 7212 Davis Ct, McLean, VA 22101. Second class postage paid at McLean, VA and additional mailing offices. (POSTMASTER: Send address changes to AMERICAN COLLEGE OF ALLERGY AND IMMUNOLOGY, 85 West Algonquin Road, Suite 550, Arlington Heights, IL 60005.) Printed in the USA.

Budesonide and terfenadine, separately and in combination, in the treatment of hay fever

Richard J. Simpson, MB, ChB

Background: While hay fever is a very common experience, its treatment in primary care setting has been little reported in controlled studies.

Objective: This study sought to evaluate the patient's assessment of efficacy of an intranasal steroid spray (budesonide) alone or in combination with an antihistamine (terfenadine) against terfenadine alone or placebo alone.

Methods: A double-blind parallel group, placebo-controlled trial design was used, comparing the four groups. Each group used an active or placebo spray and active or placebo tablets. Symptom scores were recorded daily in diaries over a 21-day period.

Results: Overall assessment of efficacy by the 106 patients was significantly greater ($P < .05$) for budesonide versus terfenadine or placebo alone. There was a 40% placebo response. Budesonide was more effective than terfenadine for all individual symptom scores, particularly nasal blockage, against which terfenadine was ineffective. Adverse effects were mild and transient for all groups.

Conclusions: Budesonide alone is a highly effective treatment for hay fever with few side effects.

INTRODUCTION

It has been estimated that 10% to 17% of North Americans experience allergic rhinitis¹ and that hay fever, an allergy to pollen resulting in rhinitis and conjunctival symptoms, is one of the most common forms of the disease. Following exposure to the allergen, IgE-mediated stimulation of mast cells results in the release of allergy mediators such as histamine, which cause increased vascular permeability, mucous secretion, and stimulation of neural reflexes (resulting in pruritus and sneezing). Late-phase inflammatory reactions² include the attraction and infiltration of inflammatory cells, such as mast cells, eosinophils, basophils, neutrophils and lympho-

cytes into the mucosa.³ The increased irritability of the nose observed during the allergy season is largely due to this inflammatory reaction: The result of these processes is the characteristic nasal symptoms of hay fever including pruritus, nasal congestion, runny nose, and sneezing.

Treatment of hay fever includes antihistamines, decongestants, sodium cromoglycate,⁴ topical (intranasal),⁵ or systemic⁶ steroids and immunotherapy.⁷ Antihistamines are well-established in the treatment of hay fever, reflecting the role of histamine release in its pathogenesis, but their usefulness has until recently been limited because of their anticholinergic, central nervous system and sedative side effects,⁸ which are potentiated by sedatives, hypnotics, antidepressants, and alcohol. More recent H₁-receptor antagonists produce a much lower incidence of sedation⁸; however, terfenadine, the most widely prescribed antihistamine, and a second compound in this group, as-

temizole, have both been shown to cause ventricular arrhythmias in overdose^{9,10} or when used in combination with erythromycin or other macrolide antibiotics and the antifungal preparation ketoconazole.¹¹ Although clinical trials have shown antihistamines to relieve symptoms such as sneezing, itchy nose and runny nose, in general they are not thought to be effective in relieving nasal blockage, and thus may be formulated in combination with a decongestant.¹²

Systemic treatment with corticosteroids can be used in hay fever, but is usually reserved for the most severe and persistent cases because of the risk of adverse effects associated with the long-term use of this type of therapy.¹³ Intranasal corticosteroids, on the other hand, provide one of the most potent therapies for hay fever^{7,14} and their local mode of application avoids the adverse effects associated with systemic corticosteroids while at least equalling their efficacy.¹⁵ They also lack the sedative effects of antihistamines. The limitations of intranasally applied steroids are that, due to their localized action, they may not be effective in controlling eye symptoms and that some patients experience nasal irritation or mild epistaxis as a result of using them.¹⁶

In the current study, the efficacy of intranasal budesonide, a corticosteroid preparation, was compared with that of terfenadine and a combination of the two in the treatment of hay fever, in a double-blind, parallel-group, placebo-controlled study.

MATERIALS AND METHODS

Patients

Men and women aged 15 years or

From the Forth Valley GP Research Group, Department of Clinical Psychology, University of Stirling, Stirling, UK.

This study was supported by a grant from Astra Draco AB, Lund, Sweden.

Received for publication February 22, 1994.

Accepted for publication in revised form July 6, 1994.

over at entry were recruited from a primary care setting into the trial. All patients had experienced symptoms of hay fever between May 1 and August 31 for at least 2 years preceding the study, and at the time of recruitment were suffering from two or more of the following symptoms: blocked nose, runny nose, itching nose, or sneezing. Any patients who were taking oral corticosteroids, were suffering from respiratory tract infections (bacterial, viral, or fungal) at the time of recruitment, had taken desensitization therapy during the previous 12 months or who suffered hay fever symptoms outside the specified period were excluded from the study, as were pregnant women.

The nature and purpose of the study were explained to the patients in both oral and written form, and their written consent to participation in the study was obtained. The study was approved by the local ethics committee and was performed in accordance with the Declaration of Helsinki.

Study Procedures

Patients visited their general practitioner on entry to the study, at which time demographic details and the patient's assessment of hay fever symptoms during the previous 24 hours were recorded. The symptoms assessed were blocked nose, runny nose, itchy nose, sneezing bouts, runny eyes, and sore eyes. Symptoms were scored using a 4-point system where 0 = no symptoms, 1 = mild symptoms (present but not troublesome), 2 = moderate symptoms (some discomfort experienced), and 3 = severe symptoms (discomfort experienced during most of the waking hours). A minimum score of 2 was required for entry into the study.

On entry to the study, patients were randomized to one of four parallel groups receiving (1) intranasal budesonide (Rhinocort, Astra Draco AB, Lund, Sweden), 200 µg bid, plus terfenadine (Triludan, Marion Merrell Dow, Uxbridge,

Middlesex, UK), 60 mg bid; (2) terfenadine, 60 mg bid, plus a placebo nasal spray (identical to the budesonide nasal spray but delivering propellant and lubricant only); (3) intranasal budesonide, 200 µg bid, plus placebo tablets identical in appearance to the terfenadine tablets; and (4) placebo nasal spray plus placebo tablets. Patients were instructed to deliver two puffs from the nasal spray into each nostril morning and evening, and to take one tablet in the morning and one in the evening, for 21 days. The use of other medications for hay fever, particularly oral corticosteroids and antihistamines, was forbidden but in the event of troublesome eye symptoms patients were permitted to use xylometazoline or metazoline eye drops.

Patients were supplied with diary booklets and asked to record, at the end of each day, symptom scores experienced during the day for blocked nose, runny nose, sneezing, itchy nose, runny eyes and sore eyes, using the same scoring system as on entry to the study. The number of eye drops used during each 24 hours was also recorded, as were any comments about the symptoms or treatment.

Patients visited their general practitioner after seven days' treatment, and were reminded of their option to withdraw from the study if the previous week's treatment had been ineffective. The diary booklets were checked for accuracy and completeness, and any comments made by the patients were recorded. At the final visit, after 21 days of treatment, comments by either the patient or the physician were recorded, any inconsistencies in the diary booklets clarified, and patients were asked to make a global assessment of the efficacy of treatment according to a 4-point scale where 0 = ineffective, 1 = slightly effective, 2 = noticeably effective, and 3 = very effective.

Statistical Analysis

Mean weekly symptom scores for

each patient who completed the study were determined from the diary booklets and overall means for each treatment group calculated from these. One-way analysis of variance (using pooled variance) was carried out on the 3-week treatment mean, the last week of treatment and weeks 1, 2, and 3 separately. Where statistically significant treatment differences were indicated by the F-ratio, linear contrasts were used to determine the statistical significance of individual treatment differences.

Global assessment and eye drop use were subjected to Kruskal-Wallis one-way analysis of variance followed by the Wilcoxon rank sum-W test where appropriate.

RESULTS

Efficacy

One hundred forty-three patients reporting to their general practitioner with symptoms of hay fever were recruited into the study. Records from six patients were unusable because of confused numbering (five patients) and lost data (one patient). Twenty patients withdrew because of lack of treatment efficacy, the majority of these (12) being in the placebo group A further three patients withdrew as a result of adverse events and five patients failed to return for assessment on one or more occasions. Three patients severely violated the protocol during the trial, and were withdrawn. Table 1 shows demographic characteristics and symptom severity at baseline for the 106 patients who were evaluated for efficacy. On entry to the study, the four treatment groups were well matched with respect to symptom severity and demographic characteristics, with the exception of the placebo group which had a higher proportion of men than the other groups.

Figure 1 shows the results of the patients' overall assessment of the efficacy of treatment, whereas Figure 2 shows the analysis of individual symptom scores derived from

Table 1. Demographic Characteristics and Baseline Mean Symptom Scores (\pm SD) of Patients Assessed for Efficacy

	Placebo	Treatment Group		
		Budesonide	Terfenadine	Budesonide + Terfenadine
Demographic characteristics				
Number of patients	21	30	23	32
Men/women (%)	71/29	43/57	53/47	41/59
Age, yr (mean \pm SD)	27.7 (\pm 12.2)	26.8 (\pm 12.4)	29.7 (\pm 11.7)	25.7 (\pm 7.8)
Mean symptom scores				
Blocked nose	1.6 \pm 1.1	1.9 \pm 0.9	1.6 \pm 1.2	1.8 \pm 1.0
Sneezing bouts	2.3 \pm 0.6	2.1 \pm 0.8	1.9 \pm 1.1	1.9 \pm 0.7
Nasal itching	1.1 \pm 1.1	1.2 \pm 1.0	1.4 \pm 1.1	1.2 \pm 1.1
Runny nose	2.0 \pm 0.9	1.9 \pm 1.1	1.7 \pm 1.2	1.6 \pm 0.8
Sore eyes	1.8 \pm 1.2	1.8 \pm 1.1	1.7 \pm 1.1	1.3 \pm 1.3
Runny eyes	1.5 \pm 1.3	1.5 \pm 1.2	1.3 \pm 1.2	1.3 \pm 1.1

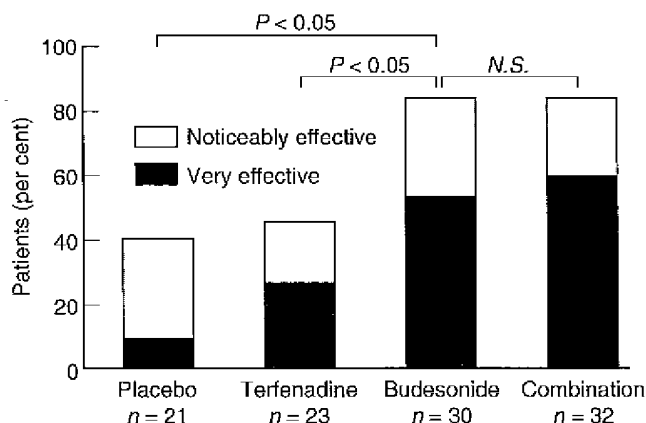


Figure 1. Patients' overall assessment of the efficacy of treatment. Percentage of patients in each treatment group who reported the global efficacy of their treatment at week 3 as noticeably effective or very effective, with statistical comparison between groups (Wilcoxon rank sum-W test). NS = not significant.

patient booklets. Forty percent of patients in the placebo group and 46% of patients treated with terfenadine alone rated the overall efficacy of their treatment as noticeably effective or very effective, in comparison to 85% of patients receiving budesonide alone or in combination with terfenadine (Fig 1). A comparison between groups showed statistically significant ($P < .05$) differences in the patients' overall assessment of treatment efficacy between budesonide versus terfenadine and budesonide versus placebo, but no significant difference was observed between terfenadine versus placebo

or between budesonide alone versus budesonide in combination with terfenadine.

Figure 2 shows that treatment with terfenadine alone resulted in statistically significant ($P < .05$) reductions in symptom scores for runny nose and itchy nose as compared with placebo. Terfenadine, however, had no effect on nasal blockage. Treatment with budesonide alone reduced all mean nasal symptom scores as compared with placebo, the differences being statistically significant ($P < .05$). Budesonide also reduced mean symptom scores more than terfenadine for all

nasal symptoms, the difference being statistically significant in the case of nasal blockage. The combination of budesonide and terfenadine produced symptom scores similar to budesonide alone for blocked nose, itchy nose and runny nose, and reduced the mean sneezing score by more than either terfenadine or budesonide alone, the differences being statistically significant ($P < .05$). Figure 3 shows changes in mean total nasal symptom scores during the first week of treatment. Terfenadine used alone achieved its maximum efficacy within one to two days. After two to three days, the symptom scores with budesonide were lower than with terfenadine, and symptoms continued to improve over days 3 to 7. Budesonide and terfenadine combination treatment produced a similar effect to treatment with budesonide alone.

Analysis of diary records of eye symptoms and eye drop use revealed that there were no statistically significant differences in eye symptom scores between treatment groups, although the scores tended to be lower in the active treatment groups than in the placebo-treated patients. Eye drop use in all groups remained relatively constant throughout the study; although use in the budesonide group was higher than that in the terfenadine group, this did not reach statistical significance.

Safety

The six patients whose records were lost or confused were excluded from the safety assessment. Nineteen of the 137 patients evaluated for safety experienced adverse events. These events were generally mild and transient, the most common being local effects related to use of the nasal spray, such as sneezing and nasal irritation after its use. One patient treated with combined budesonide and terfenadine experienced palpitations one hour after taking the tablets, as she had previously when taking chlorpheniramine maleate (Piriton) tablets. Three patients

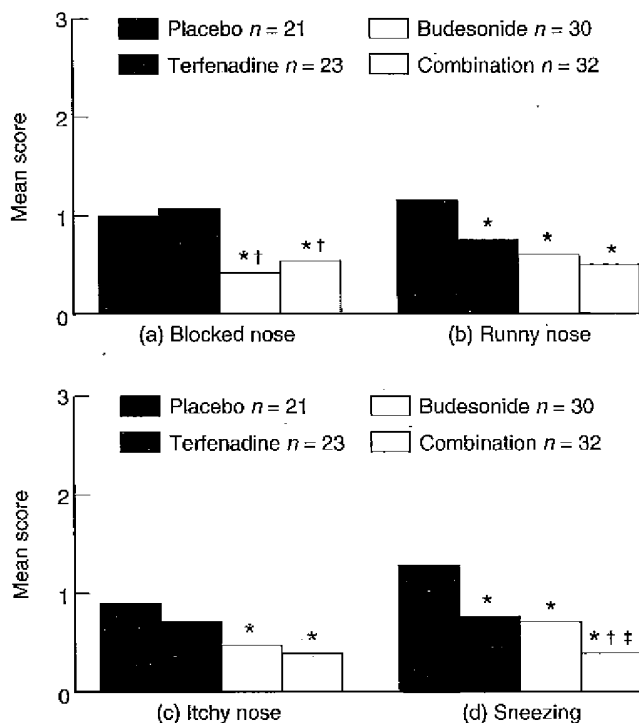


Figure 2. Assessment of nasal symptom scores at week 3 as derived from patients' diary booklets. * Statistically significant difference versus placebo ($P < .05$). † Statistically significant difference versus terfenadine ($P < .05$). ‡ Statistically significant difference versus budesonide ($P < .05$).

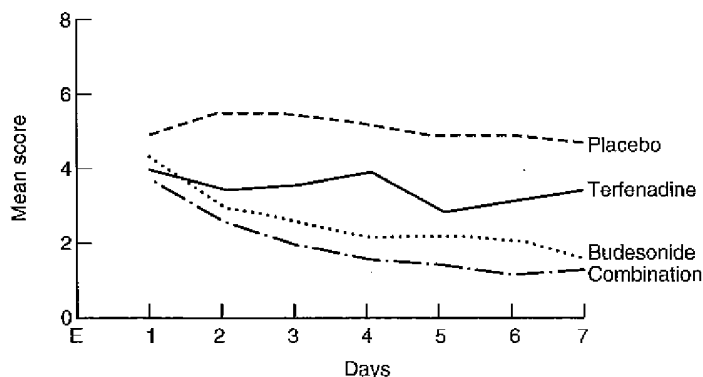


Figure 3. Changes in mean total nasal symptom scores in each treatment group during the first week of treatment.

withdrew from the study as a result of adverse events; these were one placebo-treated patient who suffered from nausea after taking the tablets, one budesonide-treated patient who suffered from fatigue, and one patient on combination therapy who experienced intolerable sneez-

ing and headache after using the nasal spray. A summary of adverse events is shown in Table 2.

DISCUSSION

The current study demonstrates that both intranasal budesonide and oral terfenadine were more effective

than placebo in the treatment of hay fever symptoms. This confirms previous studies with budesonide¹⁷ and terfenadine.¹⁸ Budesonide, however, was found to control all nasal symptoms of hay fever whereas terfenadine did not significantly affect nasal blockage. The lack of efficacy of terfenadine against nasal blockage has been observed in other studies^{19,20} and is likely to be clinically significant, as 59% of patients in the present study complained of nasal blockage. Scores for eye symptoms were similar on treatment with budesonide or terfenadine, separately or in combination, and lower than scores in the placebo group, although the difference was not statistically significant. More xylometazoline or metazoline eye drops were used by patients in the budesonide group, which may indicate better control of eye symptoms with terfenadine.

Budesonide was found to be considerably more effective than terfenadine, according to the overall assessment of treatment effect by the patients. In the budesonide group, 85% of patients rated their treatment as noticeably effective or very effective compared with 46% in the terfenadine group and 40% in the placebo group, a level of placebo response that emphasizes the importance of adequate control groups in hay fever studies. Indeed, placebo nasal spray can produce a substantial reduction in symptoms.²¹ Although the scores for individual nasal symptoms tended to be lower with combined budesonide and terfenadine treatment than with either drug used alone, the global assessments of combination therapy and budesonide alone were very similar, indicating that the lower scores for individual symptoms were not perceived by patients as improvements in their overall condition. Terfenadine, budesonide, and combination therapy all had a good safety profile; adverse effects were minor and infrequent with all treatments, and patients on active treatments expe-

Table 2. Number of Patients Reporting Adverse Events

Event	Placebo (n = 36)	Terfenadine (n = 29)	Budesonide (n = 35)	Budesonide + Terfenadine (n = 37)
Nasal adverse events				
Sneezing after use of				
Nasal spray	3	2	2	2
Nasal irritation*	1	0	1	1
CNS adverse events				
Headache	0	0	0	2
Fatigue	0	0	2	0
Other adverse events				
Nausea	1	0	1	0
Dry mouth	0	0	0	1
Palpitations	0	0	0	1

* Described as stinging, itching, or irritation.

rienced no more adverse effects than those taking placebo.

The lack of efficacy of terfenadine and other antihistamines in the treatment of nasal congestion in hay fever may be an indication of the inflammatory nature of the late-phase response in allergic rhinitis; anti-inflammatory agents such as corticosteroids could be considered as a more rational solution than antihistamines for the nasal symptoms of hay fever, especially given the excellent safety profile when applied intranasally. Budesonide has been shown to be more effective than beclomethasone dipropionate in the treatment of hay fever^{22,23} and thus represents an excellent choice for the treatment of this condition.

In conclusion, symptoms of runny or itchy nose and sneezing could be improved by terfenadine or budesonide administered alone or in combination, but blocked nose was only improved when budesonide was included in the treatment regime. Budesonide, alone or in combination with terfenadine, was perceived by patients as being significantly more effective in alleviating symptoms than terfenadine alone.

ACKNOWLEDGMENTS

The author would like to acknowledge the work of the General Practitioner members of the Forth Valley GP Research Group, and the

assistance of Mrs V. Swanson, Research Administrator.

REFERENCES

1. Broder I, Barlow PP, Hortin RJM. The epidemiology of asthma and hay fever in a total community, Tecumseh, Michigan. *J Allergy Clin Immunol* 1974;54:100-10.
2. Kaliner M, Eggleston P, Mathews K. Rhinitis and asthma. *JAMA* 1987;258:2851-73.
3. Lemanske RF, Kaliner M. Late phase allergic reactions. In: Middleton E, Reed CE, Ellis EF, Adkinson NF Jr, Yunginger JW, eds. *Allergy: principles and practice*, 3rd ed. St Louis: The CV Mosby Co, 1988: 224-46.
4. Orgel HA, Meltzer EO, Kemp JP, et al. Comparison of intranasal cromolyn sodium, 4% and oral terfenadine for allergic rhinitis: symptoms, nasal cytology, nasal ciliary clearance and rhinomanometry. *Ann Allergy* 1991;66:237-44.
5. Hillas J, Booth RJ, Somerfield S, et al. A comparative trial of intranasal beclomethasone dipropionate and sodium cromoglycate in patients with chronic perennial rhinitis. *Clin Allergy* 1980;10:253-8.
6. Brown E, Seideman T, Siegelau AB, et al. Depo-methylprednisone in the treatment of ragweed hay fever. *Ann Allergy* 1960;18: 1321-30.
7. Norman PS, Kunkel G, Weeke B, eds. *Allergic and vasomotor rhinitis: clinical aspects*. Copenhagen: Munksgaard 1986:132-9.
8. Kaliner MA, Check WA. Non-sedating antihistamines. *Allergy Proc*

- 1988;9:649-63.
9. Simons FER, Kesselman MS, Giddins NG, et al. Astemizole-induced torsades de pointes. *Lancet* 1988;2: 624.
10. Davies AJ, Harinda V, McEwan A, et al. Cardiotoxic effect with convulsions in terfenadine overdose. *Br Med J* 1989;298:325.
11. Monahan BP, Ferguson CL, Killeavy ES, et al. Torsade de pointes occurring in association with terfenadine use. *JAMA* 1990;264: 2788-90.
12. Estelle F, Simons R. Antihistamines. In: Mygind N, Naclerio RM, eds. *Allergic and non-allergic rhinitis. Clinical aspects*. Copenhagen: Munksgaard, 1993:123-36.
13. Ganderton MA, James VHT. Clinical and endocrine side-effects of methylprednisolone acetate as used in hay fever. *Br Med J* 1970;1: 267-9.
14. Welsh PW, Stricker WE, Chu-Pin C, et al. Efficacy of beclomethasone nasal solution, flunisolide, and cromolyn in relieving symptoms of ragweed allergy. *Mayo Clinic Proc* 1987;62:125-34.
15. Schleimer RP. Glucocorticosteroids. In: Middleton E, Reed CE, Ellis EF, Adkinson NF Jr, Yunginger JW, eds. *Allergy: principles and practice*, 3rd ed. St Louis: The CV Mosby Co, 1988:739-65.
16. Naclerio RM, Mygind N. Intranasal steroids. In: Mygind N, Naclerio RM, eds. *Allergic and non-allergic rhinitis. Clinical aspects*. Copenhagen: Munksgaard, 1993:114-22.
17. Cameron AW, Stanley IM, Wright HJ. Randomized double blind controlled clinical trial of intranasal budesonide in treatment of hay fever. *Br Med J* 1984;288:1881-4.
18. Backhouse CI, Brewster BS, Lockhart JDF, et al. Terfenadine in allergic rhinitis: a comparative trial of a new antihistamine versus chlorpheniramine and placebo. *Practitioner* 1982;226:347-51.
19. Howarth PH, Holgate ST. Comparative trial of two non-sedative H₁ antihistamines, terfenadine and astemizole, for hay fever. *Thorax* 1984;39:668-72.
20. Dickson DJ, Cruikshank JM. Comparison of flunisolide nasal spray and terfenadine tablets in hay fever. *Br J Clin Pract* 1984;11/12: 416-20.

-
21. Spector SL, Toshener D, Gay I, et al. Beneficial effects of propylene and polyethylene glycol and saline in the treatment of perennial rhinitis. *Clin Allergy* 1982;12:187-96.
22. McArthur JG, Higgins AJ. A comparison of budesonide and BDP aqueous sprays in the treatment of

- hay fever [Abstract]. *Allergy* 1988; 43(Suppl 7):114.
23. Vanzielegheim MA, Juniper EF. A comparison of budesonide and beclomethasone dipropionate nasal aerosols in ragweed-induced rhinitis. *J Allergy Clin Immunol* 1987; 79:887-92.

*Request for reprints should be addressed to:
Richard J Simpson, MB, ChB
Forth Valley GP Research Group
Dept. Psychology
University of Stirling
Stirling FK9 4LA UK*

LONG-TERM TREATMENT OF CHILDREN WITH INHALED BUDESONIDE IMPROVES CONTROL OF ASTHMA WITH NO ADVERSE EFFECT UPON GROWTH

To evaluate effects of inhaled budesonide the authors studied 278 children with mild or moderate asthma at initial ages of 3 to 11 years. After having been followed for 1-3 years during which they received no corticosteroid for more than 2 weeks per year, 216 children received inhaled budesonide, 800 μg /day via Nebuhaler for 6 to 8 weeks. After establishment of optimal control the dosage was gradually by reduced 25% at monthly intervals as tolerated. These children continued to receive inhaled budesonide for 2 to 6 years (mean 3.7 years). Sixty-two children whose parents did not want them to receive an inhaled corticosteroid because of fear of adverse effects served as controls and were followed for 3 to 7 years (mean 5.2 years).

During treatment with budesonide the mean daily dose decreased from 710 to 430 μg with no evidence of tachyphylaxis. The number of annual hospital admissions for acute severe asthma decreased from 0.03 to 0.004 per child ($P < .001$) and FEV_1 improved significantly as compared with both the run-in period and the control group. There was a significant relationship between the duration of asthma at initiation of treatment with budesonide and the annual increase in FEV_1 during treatment with budesonide. Children who started treatment more than 5 years after the onset of asthma had significantly lower FEV_1 (96% predicted) after 3 years of treatment with budesonide than those who received budesonide within the first 2 years after onset of asthma (101% predicted, $P < .05$). There were no significant changes in growth velocity or weight gain during treatment with budesonide as compared with the run-in period or controls.

These data indicate inhaled budesonide at doses of 400 μg per day does not inhibit linear growth in most children with mild or moderate asthma. Early treatment with inhaled corticosteroid may be more effective than treatment more than 5 years after the onset of asthma.

-RMS

Agertoft L, Pedersen S. Effects of long-term treatment with an inhaled corticosteroid on growth and pulmonary function in asthmatic children. *Respir Med* 1994;88:373-81.

A comparison of the anti-inflammatory properties of intranasal corticosteroids and antihistamines in allergic rhinitis

Allergic rhinitis manifests itself clinically due to the local release of mediators from activated cells within the nasal mucosa. Treatment strategies aim either to reduce the effects of these mediators on the sensory neural and vascular end organs, or to reduce the tissue accumulation of the activated cells that generate them. Corticosteroids intervene at a number of steps in the inflammatory pathway, and, by reducing the release of cytokines and chemokines, inhibit cell recruitment and activation. These effects are evident both *in vivo* and *in vitro*. While antihistamines also have some anti-inflammatory effects *in vitro*, these require higher concentrations than with corticosteroids and are not consistently reproduced *in vivo*. In addition, although antihistamines and corticosteroids might appear to have complementary mechanisms of action, clinical trials suggest that their co-administration does not confer any additional long-term benefits compared with that achieved with corticosteroids alone. Topical corticosteroids are therefore the preferred anti-inflammatory therapy for persistent allergic rhinitis.

P. H. Howarth

Division of Respiratory Cell and Molecular Biology
 Research, University of Southampton School of
 Medicine, Southampton, UK

Introduction

Allergic rhinitis is the clinical manifestation of the local release, within the nasal mucosa, of mediators from activated inflammatory cells (1). Immunohistochemical studies of nasal biopsies taken from patients with allergic rhinitis show an accumulation within the epithelium of eosinophils, basophils, and mast cells (2–4), which are believed to be the primary effector cells in this condition, while nasal lavage reveals elevated levels of eosinophil cationic protein and tryptase in seasonal and perennial allergic rhinitis, indicative of cell activation (5).

Treatment for allergic rhinitis is directed toward reducing either the tissue accumulation of these activated cells or the end-organ effects of the released mediators. The two most important classes of pharmacologic agents used to achieve these aims are, respectively, topical corticosteroids and H₁-antihistamines. While H₁-antihistamines are clearly effective in relieving symptoms, particularly those associated with sensory neural stimulation, it has been proposed that many drugs within this class have more extensive actions, modifying the inflammatory process in addition to inhibiting the H₁-receptor-mediated end-organ effects of histamine. As such, H₁-antihistamines might be potentially considered an alternative prophylactic therapy to topical corticosteroids in rhinitis. To address this consideration, this paper briefly reviews the mechanisms involved in airways inflammation in

allergic rhinitis and examines the *in vitro* and *in vivo* evidence for the relevant anti-inflammatory potential and effects of these two classes of pharmacologic agents.

Allergic airways inflammation

The major pathways involved in allergic airways inflammation are shown in Fig. 1. In addition to IgE-dependent activation of mast cells inducing mediator release, activated mast cells and T cells produce TH₂ cytokines, which, in turn, activate both endothelial and epithelial cells (1). Endothelial activation results in the expression of endothelial adhesion molecules such as intercellular adhesion molecule-1 (ICAM-1) and, more importantly, vascular cell adhesion molecule-1 (VCAM-1). While both these adhesion molecules are potentially involved in tissue-cell recruitment (6), the interaction between VCAM-1 and the ligand VLA-4 is more specific for allergic inflammation, being involved not only in eosinophil adherence but also in basophil and lymphocyte endothelial interactions. The directed movement of cells through the tissue toward the nasal lumen, once transendothelial migration has taken place, is dependent upon cell-cell contact and the local release of chemokines. Epithelial activation is associated with the generation and release of a number of chemokines – such as regulated on activation, normal T-cell expressed and secreted (RANTES), macrophage inflammatory protein (MIP)-1 α , monocyte chemoattractant protein

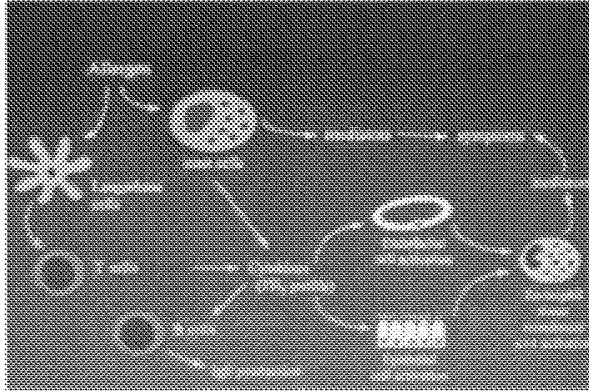


Figure 1. Allergic airways inflammation.

(MCP)-1, interleukin-8 (IL-8), and eotaxin – which are chemoattractants for eosinophils, mast cells, lymphocytes, neutrophils, and basophils, and direct the migration of these cells toward the epithelium and nasal airway lumen (7). Epithelial activation can thus account for the specific accumulation of mast cells, eosinophils, basophils, and T cells within the epithelium in allergic rhinitis.

It follows that therapy which reduces either the expression of these chemokines or the cytokines associated with endothelial and epithelial activation will diminish the recruitment of these effector cells and thus decrease the availability of mediators to induce symptom expression.

Cytokine and chemokine expression is regulated by transcription factors such as nuclear factor kappa B (NF κ B), AP-1, and NF-AT (8). In the unactivated cell, transcription factors exist in an inactive form, and cell stimulation results in their activation with a resultant upregulated expression of cytokine and chemokine messenger RNA (mRNA). For example, NF κ B exists as a dimer bound to an inhibitory protein, I kappaB (I κ B), within the cytoplasm (9). When exposed to an activation stimulus, phosphorylation of the inhibitory protein leads to loss of binding, and the dimer dissociates from the inhibitory protein and translocates to the nucleus. Once there, it interacts with the DNA, resulting in a directed increase in gene expression and upregulation of specific cytokine (e.g., IL-1 and TNF- α) and chemokine (e.g., RANTES and eotaxin) synthesis. The transcription factor NF κ B also controls the synthesis of adhesion molecules (such as VCAM-1) and enzymes (such as inducible nitric oxide synthase [iNOS]) of relevance to allergic nasal inflammation.

Corticosteroids

Corticosteroids act by modifying the ability of transcription factors to up-regulate gene expression (10). Thus, by acting very early in the inflammatory pathway, corticosteroids can prevent the cascade of events

associated with cell recruitment and activation, and, ultimately, clinical disease expression.

The glucocorticoid molecule enters the cell and binds to the cytoplasmic glucocorticoid receptor, displacing the associated heat-shock proteins. The glucocorticoid/glucocorticoid receptor complex can either bind to the transcription factors themselves within the cytoplasm, thereby preventing their interaction with DNA and thus indirectly blocking their effects on gene expression, or translocate to the nucleus and bind as a dimer to the DNA. This direct interaction with DNA modifies gene transcription, down-regulating the production of pro-inflammatory proteins or up-regulating the generation of anti-inflammatory ones. This latter action may require higher concentrations than the down-regulatory activity. Corticosteroids thus have both direct and indirect effects in inhibiting transcription factor-induced gene expression.

In vitro studies

Studies with corticosteroids *in vitro* have shown that this class of drug has potent effects on T cells, inhibiting their stimulated proliferation and synthesis of TH₂ cytokines at low concentrations (11–13). In this respect, fluticasone propionate is the most potent of the currently available topical corticosteroids, having an IC₅₀ (inhibitory concentration producing a 50% reduction in the stimulated response) in the range of 10⁻¹⁰ M (13, 14). In addition to this inhibitory effect on T cells, fluticasone propionate inhibits the release of IL-4, IL-6, IL-8, and TNF- α from stimulated mast cells with an IC₅₀ of <1 nM (15). The IC₅₀ for inhibiting the release of TNF- α and GM-CSF from the stimulated epithelium are 0.1 and 1.0 nM, respectively (16). Epithelium-generated IL-6 and IL-8 are less sensitive to the effects of fluticasone, with IC₅₀ of 5 and 10 nM, respectively (16).

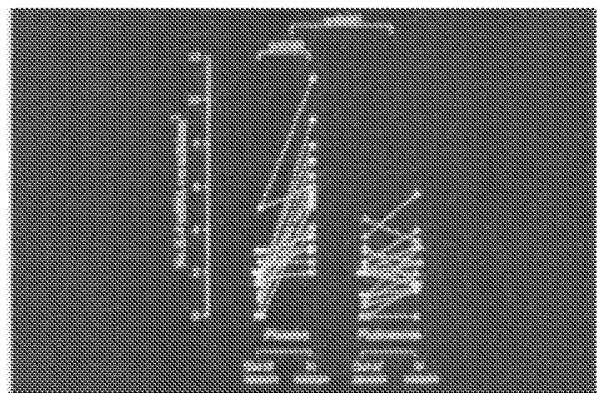


Figure 2. Influence of fluticasone propionate on mucosal IL-4 mRNA in nasal biopsies in seasonal allergic rhinitis (Cameron et al. [17]).

In vivo studies

Topical corticosteroid therapy influences many aspects of the allergic mucosal response. Much of the published literature concerns fluticasone propionate, and, to a lesser extent, budesonide. Fluticasone propionate significantly blunts the seasonal increases in the expression of mRNA for both IL-4 (Fig. 2) (17) and IL-5 (18), in nasal mucosal biopsies in seasonal allergic rhinitis. In addition, prophylactic treatment with fluticasone propionate, as compared to placebo, prevents the pericellular expression of the activated and secreted form of IL-4 (as demonstrated by the number of immunoreactive 3H4+ cells) on nasal mucosal mast cells in seasonal rhinitis (Fig. 3) (19). Thus, fluticasone propionate downregulates both IL-4 and IL-5 gene expression as well as the active secretion of IL-4 within the nasal mucosa. These are key cytokines in regulating endothelial VCAM-1 expression and, consistent with this, fluticasone propionate has also been shown to inhibit the seasonal increase in endothelial VCAM-1 expression (20). This action, along with a reduction in IL-5, a cytokine known to stimulate the proliferation and differentiation of eosinophil progenitor cells within the bone marrow, can account for the decrease in eosinophils within the nasal mucosa and lumen with topical corticosteroid therapy in rhinitis (20, 21).

This inhibitory effect on inflammatory cell accumulation in allergic rhinitis will also be promoted by the downregulation, by corticosteroids, of chemokine synthesis by the epithelium. Fluticasone propionate has been shown to reduce significantly the levels of IL-1 β , MIP1 α , RANTES, and GM-CSF recovered from nasal lavage after allergen challenge (Fig. 4) (22), indicating inhibition of epithelial activation. This action may underlie the inhibitory effect of fluticasone propionate in preventing the seasonal accumulation of mast cells within the epithelium in grass pollenosis (Fig. 5).




Figure 3. Influence of prophylactic fluticasone propionate on IL-4 secretion by mast cells in seasonal allergic rhinitis (Bradding et al. [19]).

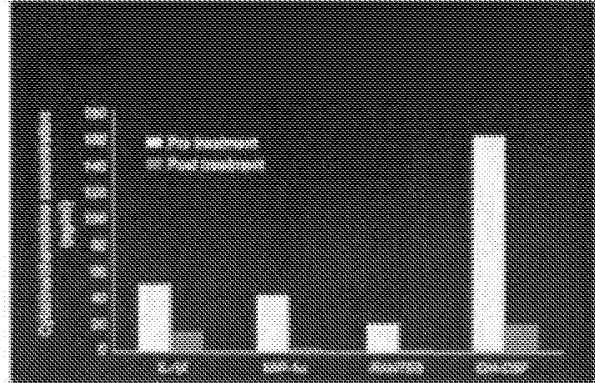


Figure 4. Nasal lavage chemokine levels: influence of fluticasone propionate (Weido et al. [22]).

Thus, fluticasone propionate modifies a number of steps in the inflammatory pathway: it blocks cytokine and chemokine generation, endothelial and epithelial cell activation, and the tissue recruitment and activation of mast cells and eosinophils. It follows that the fewer the number of these primary effector cells, the lower the amount of inflammatory mediators produced and, as a consequence, the fewer the nasal symptoms.

Antihistamines

Since many rhinitis symptoms are mediated by histamine, antihistamines offer a therapeutic alternative to corticosteroids. With short-term therapy, H₁-antihistamines are most effective at reducing the neurally mediated symptoms of itch, sneeze, and rhinorrhoea (23). This can be attributed to end-organ receptor blockade. There is, however, an indication that a number of these agents also have the potential for antiallergic activity that, theoretically, may increase their spectrum of clinical effectiveness.

In vitro studies

Studies undertaken *in vitro* show that H₁-antihistamines modify mediator release from mast cells and basophils (24, 25). These investigations reveal that, for most traditional antihistamines, the antiallergic activity requires higher concentrations than the H₁-antihistaminic activity. For example, the pA₂ value to inhibit anti-IgE induced mast cell degranulation is about 2 logs lower; i.e., the dose required to abolish the allergic response is approximately 100-fold higher than for the H₁-antihistaminic activity (24). The exception is oxatomide, which has similar antiallergic and antihistaminic pA₂ values (26). Thus, for these effects to be fully evident *in vivo*, most H₁-antihistamines would have to be administered at doses higher than generally tolerated, due to their sedative effects.

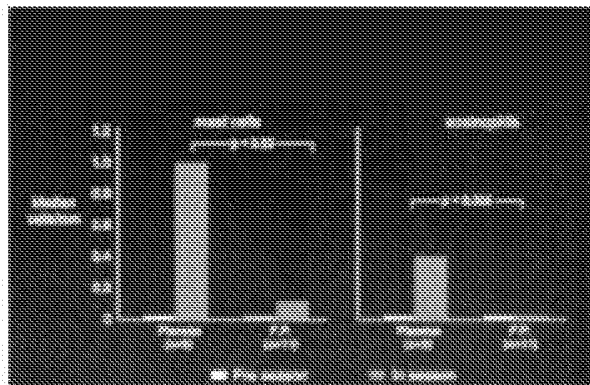


Figure 5. Epithelial eosinophil and mast-cell accumulation in seasonal allergic rhinitis: influence of prophylactic fluticasone propionate, 200 µg once daily (Bradding et al. [19]).

For some more recently introduced non-sedating antihistamines, including terfenadine, cetirizine, and loratadine, IC_{50} values for inhibition of anti-IgE- or allergen-induced histamine release are in the 10 µM range (27, 28). In other words, the inhibition of histamine release by these agents requires a concentration at least 1000 times higher than that those of fluticasone propionate required to inhibit cytokine or chemokine release. The "antiallergic" effects are considered to be independent of the H_1 -receptor antagonistic activity and to be related to nonspecific cell membrane stabilization due to ionic association with cell membranes. This leads to modification of ion transport and membrane-associated enzyme activity (29–31).

In addition, several H_1 -antihistamines have been shown to modify *in vitro* the epithelial expression of the adhesion molecule ICAM-1. Both terfenadine and cetirizine have been found to reduce the expression of ICAM-1 on epithelial cell lines *in vitro* (32).

In vivo studies

Antihistamines may exert their effects either directly, by inhibiting end-organ effects, or indirectly by inhibiting mast cell degranulation. This has been investigated in allergen-challenge models *in vivo*, with nasal lavage to measure postchallenge mediator levels. Pretreatment with standard doses of antihistamines, as compared to placebo, has been shown to decrease the recovery of mediators following allergen challenge (33). Overall, however, the effects of the various agents appear to be somewhat variable. Thus, azelastine, cetirizine, and ketotifen (34–36) have no effect on histamine release, although a decreased recovery of leukotrienes has been reported with both azelastine and cetirizine (34, 35). Conversely, several studies show decreased histamine release with loratadine and terfenadine (37–39), but no change in the recovery of leukotrienes. None of these drugs appear to have a consistent effect on the

subsequent eosinophil accumulation in the allergen challenge model (40). The interpretation of these findings is also complicated by the report that factors, including histamine, which increase plasma protein exudation, increase mediator recovery in nasal lavage (41). Thus, inhibition of a histamine-related increase in vascular permeability after allergen challenge, due to the H_1 -receptor blockade on the endothelial surface, could reduce mediator recovery in nasal lavage and be interpreted as reflecting an "anti-allergic" effect.

An antihistamine that decreased leukotriene production might be expected to have a broader clinical profile than one with antihistamine activity alone. In clinical studies, however, agents that inhibit leukotriene production in the allergen challenge test have similar clinical benefits to those that do not (42, 43), raising some doubt about the interpretation of the allergen-challenge findings. Also unknown is whether or not the inhibition of mast-cell mediator release occurs in parallel to an inhibition of cytokine release and thus cell recruitment. There is conflicting evidence for cetirizine. For example, cetirizine appears not to affect eosinophil recruitment in the nasal allergen challenge model (40) but does have such an effect in some other challenge models, such as skin blister (44). Lavage studies also have produced contradictory findings (45, 46). In our own studies in naturally occurring seasonal rhinitis, cetirizine failed to show a clear anti-inflammatory effect, at least as indicated by tissue eosinophil accumulation (47). Cetirizine, however, has been found to reduce nasal epithelial ICAM-1 expression in naturally occurring disease (48).

Moreover, if cetirizine does prevent eosinophil accumulation, greater clinical benefit would be expected with prophylactic than with short-term use, but this does not appear to be the case. The effect of active prophylactic therapy of H_1 -antihistamines on nasal congestion is also not significantly superior to that of placebo (49), in contrast to that with corticosteroids. A study of prophylactic flunisolide and beclomethasone in patients with ragweed-sensitive rhinitis found that both prevented the development of seasonal rhinitis (50).

Comparative and combination clinical studies

In clinical comparisons, corticosteroids are significantly more effective than H_1 -antihistamines (51). The *in vitro* findings with the two classes of compounds suggest a complementary mechanism of action: i.e., that there is a potential for inhibition both of mast-cell and basophil degranulation and of cell activation and eosinophil recruitment. If corticosteroids and antihistamines were used concomitantly, this might be translated into additional clinical benefit. The limited studies available, however, do not support a superior effect with long-term regular therapy with the

combination compared with topical corticosteroid alone (52, 53).

Conclusions

The broad effect of topical corticosteroid therapy in reducing the mucosal accumulation of the major effector cells of the disease, mast cells and eosinophils, accounts for their substantial clinical benefit. The lack of additional clinical benefit when antihistamines are used in combination with corticosteroids indicates that, *in vivo*, the anti-inflammatory effects on the airway of corticosteroids overlap those of the H₁-antihistamines, making the action of the

latter redundant. An alternative explanation is that the *in vitro* effects of antihistamines are not evident *in vivo*, possibly due to inadequate potency at the dose used.

Thus, first-line therapy for rhinitis based on anti-inflammatory activity is a topical corticosteroid such as fluticasone propionate. A better understanding of those properties of H₁-antihistamine molecules that are relevant to cell activation and accumulation may allow the development of other molecules with appropriate potency at standard oral doses. This would extend the profile of antihistamines beyond their inhibition of the end-organ effects of histamine.

References

1. HOWARTH PH. ABC of allergies: pathogenic mechanisms: a rational basis for treatment. *BMJ* 1998;**316**:758-761.
2. BRADDING P, FEATHER IH, WILSON S, BARDIN P, HOLGATE ST, HOWARTH PH. Immunolocalisation of cytokines in the nasal mucosa of normal and perennial rhinitis subjects: the mast cell as a source of IL-4, IL-5 and IL-6 in human allergic inflammation. *J Immunol* 1993;**151**:3853-3863.
3. BENTLEY AM, JACOBSON MR, CUMBERWORTH B, et al. Immunohistology of the nasal mucosa in seasonal allergic rhinitis: increases in activated eosinophils and epithelial mast cells. *J Allergy Clin Immunol* 1992;**89**:821-829.
4. OKUDA M, OTSUKA H, KAWABORI S. Studies on nasal surface basophilic cells. *Ann Allergy* 1993;**55**:69.
5. WILSON S, LAU L, HOWARTH PH. Inflammatory mediators in naturally occurring rhinitis. *Clin Exp Allergy* 1998;**28**:220-227.
6. MONTEFORT S, HOLGATE ST, HOWARTH PH. Leucocyte-endothelial adhesion molecules and their role in bronchial asthma and allergic rhinitis. *Eur Respir J* 1993;**6**:1044-1054.
7. TERAN M, DAVIS DE. The chemokines: their potential role in allergic inflammation. *Clin Exp Allergy* 1996;**26**:1005-1019.
8. BARNES PJ. Nuclear factor-kappa B. *Int J Biochem Cell Biol* 1997;**29**:867-870.
9. BANNERLE PA, BALTIMORE D. IκB: a specific inhibitor of the NF-κB transcription factor. *Science* 1988;**242**:540-546.
10. BARNES PJ, ARCOCK JM. Anti-inflammatory actions of steroids: molecular mechanisms. *Trends Pharmacol Sci* 1993;**14**:436-441.
11. ENGLISH AF, NEATE MS, QUIST DJ, SAREEN M. Biological activities of some steroids used in asthma. *Am J Respir Crit Care Med* 1994;**149**:A4.
12. LANDWEHR LP, SPAHN JD, KAMANDA AK, SOBS W, LEUNG DYM, SZETTLER SJ. Effects of hydrocortisone and synthetic glucocorticoids on lymphocyte activation in steroid-resistant asthmatics. *J Allergy Clin Immunol* 1995;**95**:988.
13. UMLAND SP, NADREBNE DK, RAZAC S, et al. The inhibitory effects of topically active glucocorticoids on IL-4, IL-5 and interferon gamma production by cultured primary CD4+ T cells. *J Allergy Clin Immunol* 1997;**100**:511-519.
14. MCCONNELL W, HOWARTH PH. The airway anti-inflammatory effects of fluticasone propionate. *Rev Contemp Pharmacother* 1998;**9**:523-533.
15. HAGAMAN DD, BRIDGES TA, SHERAFIN WE. Glucocorticoids inhibit cytokine production by human and murine mast cells. *J Allergy Clin Immunol* 1995;**95**:298.
16. FULLER R, JOHNSON M, BYE A. Fluticasone propionate - an update on preclinical and clinical experience. *Respir Med* 1995;**89** Suppl A:3-18.
17. CAMERON LA, DURHAM SR, JACOBSON MR, et al. Expression of IL-4, Cεpsilon RNA, and Iεpsilon RNA in the nasal mucosa of patients with seasonal rhinitis: effect of topical corticosteroids. *J Allergy Clin Immunol* 1998;**101**:330-336.
18. MASTUYAMA K, TBE SJ, JACOBSON MR, et al. Nasal eosinophilia and IL-5 mRNA expression in seasonal allergic rhinitis induced by natural allergen exposure: effect of topical corticosteroids. *J Allergy Clin Immunol* 1998;**102**:610-617.
19. BRADDING P, FEATHER IH, WILSON S, HOLGATE ST, HOWARTH PH. Cytokine immunoreactivity in seasonal rhinitis: regulation by a topical corticosteroid. *Am J Respir Crit Care Med* 1995;**151**:1900-1906.
20. MONTEFORT S, FEATHER I, WILSON S, HASKARD DO, HOWARTH PH. Endothelial leucocyte adhesion molecule expression in seasonal allergic rhinitis: relevance to disease expression and regulation by topical fluticasone propionate therapy. *Eur Respir J* 1993;**6** Suppl 17:123.
21. HOLBA A, FOKKENS W, GODHELF T, VROOM T, RIJNTES E. Safety and efficacy of one-year treatment with fluticasone propionate on clinical signs and inflammatory cells in the nasal mucosa of allergic perennial rhinitis patients. *Allergologie* 1996;**19**:43.
22. WEIRD AJ, REED LM, ALAM R, COOK CK, SIM TC. Intranasal fluticasone propionate inhibits recovery of chemokines and other cytokines in nasal secretions in allergen-induced rhinitis. *Ann Allergy Asthma Immunol* 1996;**77**:407-415.
23. HOWARTH PH. Clinical efficacy of H₁-antihistamine. *Clin Exp Allergy* 1999;**29** Suppl 3:87-97.
24. CHURCH MK, GRADIDGE CF. Inhibition of histamine release from human lung *in vitro* by antihistamines: their effect on the mast cell. *Br J Pharmacol* 1960;**15**:398-404.
25. LITTLE MM, CASALE TB. Azelastine inhibits IgE-mediated human basophil histamine release. *J Allergy Clin Immunol* 1989;**83**:862-865.
26. CHURCH MK, GRADIDGE CF. Oxatomide: inhibition and stimulation of histamine release from human lung and leucocytes *in vitro*. *Agents Actions* 1980;**10**:4-7.

27. OKAYAMA Y, CHURCH MK. Comparisons of the modulatory effect of ketotifen, sodium cromoglycatein, procaterol and salbutamol in human skin, lung and tonsil mast cells. *Int Arch Allergy Immunol* 1992;**97**:216-225.
28. KREUTNER W, CHAPMAN RW, GULBELKIAN A, SIEGEL MI. Antiallergic activity of loratadine, a non-sedating antihistamine. *Allergy* 1987;**42**:57-63.
29. SEEMAN P. The membrane actions of anaesthetics and tranquilizers. *Pharmacol Rev* 1972;**24**:583-655.
30. PRACLET PT, PEARCE PL. Effect of calmodulin inhibitors on histamine secretion from mast cells. *Agents Actions* 1985;**16**:47-44.
31. BERTHON B, TAUDOU G, COMBETTES L, et al. *In vitro* inhibition of loratadine and descarboxyethoxyloratadine, of histamine release from human basophils and of histamine release and intracellular calcium fluxes in rat basophilic leukaemia cells. *Biochem Pharmacol* 1994;**47**:789-794.
32. CANONICA GW, CIPRANI G, BUCSAGLIA S, PIRCE G, BAGNASCO M. Adhesion molecules of allergic inflammation: recent insights into their functional roles. *Allergy* 1994;**49**:135-141.
33. BAROODY FM, LIM MC, PROUD D, KAGEY-SOBOTKA A, LICHTENSTEIN LM, NACLERIO RM. Effects of loratadine and terfenadine on the induced nasal allergic reaction. *Arch Otolaryngol Head Neck Surg* 1996;**122**:309-316.
34. SHIN M-H, BAROODY F, PROUD D, KAGEY-SOBOTKA A, LICHTENSTEIN LM, NACLERIO RM. The effect of azelastine on the early allergic response. *Clin Exp Allergy* 1992;**22**:289-295.
35. NACLERIO RM, PROUD D, KAGEY-SOBOTKA A, FREIDHOFF L, NORMAN PS, LICHTENSTEIN LM. The effect of cetirizine on early allergic response. *Laryngoscope* 1989;**99**:596-599.
36. MARCHEL AM, PROUD D, KAGEY-SOBOTKA A, LICHTENSTEIN LM, NACLERIO RM. Ketotifen reduces sneezing but not histamine release following nasal challenge with antigen. *Clin Exp Allergy* 1990;**20**:701-705.
37. BOUSQUET J, LEBEL B, CHANAL I, MOREL A, MICHEL FB. Antiallergic activity of H₁-receptor antagonists assessed by nasal priming. *J Allergy Clin Immunol* 1989;**84**:492-501.
38. ANDERSSON M, NOLTE H, BAUMGARTEN C, PIKORIN U. Suppressive effect of loratadine on allergen-induced histamine release in the nose. *Allergy* 1991;**46**:540-546.
39. NACLERIO RM, KAGEY-SOBOTKA A, LICHTENSTEIN LM, FREIDHOFF L, PROUD D. Terfenadine, an H₁-antihistamine, inhibits histamine release *in vivo* in the human. *Am Rev Respir Dis* 1990;**142**:167-171.
40. KLEMENTSKOV H, ANDERSSON M, PIKORIN U. Allergen-induced increase in non-specific nasal reactivity is blocked by antihistamines without a clear-cut relationship to eosinophil influx. *J Allergy Clin Immunol* 1990;**86**:666-672.
41. MEYER P, PERSSON CG, ANDERSSON M, et al. Alpha 2-macroglobulin and eosinophil cationic protein in the allergic airway mucosa in seasonal allergic rhinitis. *Eur Respir J* 1999;**13**:633-632.
42. BRUTMAN G, ARENDY C, BRUNHEIM J. Double-blind, placebo-controlled comparison of cetirizine and terfenadine in atopic perennial rhinitis. *Acta Ther* 1989;**15**:99-109.
43. ZETTERSTRÖM E, HALOPAINEN E, JOHANSSON C. Efficacy and tolerability of cetirizine and terfenadine in the treatment of perennial allergic rhinitis (PAR). *Allergy* 1992;**47**:179.
44. CHARLESWORTH EN, KAGEY-SOBOTKA A, NORMAN PS, LICHTENSTEIN LM. Effect of cetirizine on mast cell mediator release and cellular traffic during cutaneous late phase reaction. *J Allergy Clin Immunol* 1989;**83**:905-912.
45. CIPRANI G, TOSCA M, RECCA V, et al. Cetirizine treatment of rhinitis in children with pollen allergy: evidence of its antiallergic activity. *Clin Exp Allergy* 1996;**27**:1160-1166.
46. WANG D, CLEMENT P, SAITZ J. Effect of H₁ and H₂ antagonists on nasal symptoms and mediator release in atopic patients after nasal allergen challenge during the pollen season. *Acta Otolaryngol (Stockh)* 1995;**116**:91-96.
47. HOWARTH PH, WILSON SJ, BREWSTER H. The influence of cetirizine on nasal eosinophilia in seasonal allergic rhinitis. *J Allergy Clin Immunol* 1991;**87**:151.
48. FASCE L, CIPRANI G, PRONZATO C, et al. Cetirizine reduces ICAM-1 on epithelial cells during nasal minimal persistent inflammation in asymptomatic children with mild allergic asthma. *Int Arch Allergy Immunol* 1996;**109**:272-276.
49. HOWARTH PH, HOLGATE ST. Comparative trial of two non-sedative H₁-antihistamines, terfenadine and astemizole for hay fever. *Thorax* 1984;**39**:668-672.
50. WELSH PW, STRICKER WE, CHU CP, et al. Efficacy of beclomethasone nasal solution, flunisolide, and cromolyn in relieving symptoms of ragweed allergy. *Mayo Clin Proc* 1987;**62**:125-134.
51. WEINER JM, ABRAMSON MI, PUNY RM. Intranasal corticosteroids versus H₁-receptor antagonists in allergic rhinitis: systematic review of randomised controlled trials. *BMJ* 1998;**317**:1624-1629.

WTS Number: 698304



Request Date: 7/20/11 9:17 AM

Conf Number: 220698

Requester: Timothy Jones
Sterne Kessler Goldstein & Fox
1100 New York Avenue, NW, Suite 900
Washington, DC 20005

RUSH

Company Phone: 202-371-2600

Delivery: Email

Requester Phone: 202-772-8789

Instructions:

Fax: 202-371-2540

Requester Email: Tjones@skgf.com

Send-To Email: Tjones@skgf.com

Reference: 2286.0880000

1.Nielsen LP;Mygind N-Drugs 61(11):pgs.1563-79,2001

Med 7 Q7D379

0012-6667

Requester assumes responsibility for copyright compliance.

Refer Off Campus

Drugs™

2001, Vol. 61, No. 11 (pp. 1535-1691)

ISSN: 0012-6667

Adis Drug Evaluations

Repaglinide
Insulin Glargine
Interferon Alfacon-1

Current Opinion

Long Term Inhaled Corticosteroids in COPD

Leading Articles

Treatment of Gastric Cancer
Drug Delivery Systems for Antiemetics

Review Article

Corticosteroids as Antihistamines in Allergic Rhinitis

Therapy in Practice

Management of Scalp Psoriasis
Optimising Outcomes in Acute Pancreatitis

1971-2001

30

*Your definitive guide to
optimising drug therapy
for 30 years*

PHARMACY LIBRARY
UNIVERSITY OF WISCONSIN

SEP 28 2001

Madison, WI 53706

Available Online

adis
ADIS INTERNATIONAL

AUCKLAND • BARCELONA • BUENOS AIRES • CHESTER • HONG KONG • MADRID
MILAN • MUNICH • OSAKA • PARIS • PHILADELPHIA • SÃO PAULO • SYDNEY

International Editorial Board

D.R. Abernethy, *Baltimore, MD, USA*
S. Bank, *New York, NY, USA*
P.J. Barnes, *London, England*
P.N. Bennett, *Bath, England*
W.M. Bennett, *Portland, OR, USA*
G. Bianchi Porro, *Milan, Italy*
W.R. Bowie, *Vancouver, BC, Canada*
A.M. Breckenridge, *Liverpool, England*
L. de Angelis, *Trieste, Italy*
F.T. Fraunfelder, *Portland, OR, USA*
E.D. Freis, *Washington, DC, USA*
W.H. Frishman, *Valhalla, NY, USA*
B.G. Gazzard, *London, England*
D.C. Harrison, *Cincinnati, OH, USA*
F.D. Harf, *London, England*
E.C. Huskisson, *London, England*
T. Itoh, *Osaka, Japan*
G.D. Johnston, *Belfast, N. Ireland*
M.H. Lader, *London, England*
M.J.S. Langman, *Birmingham, England*
H. Lode, *Berlin, Germany*
A.P. MacGowan, *Bristol, England*
H.I. Maibach, *San Francisco, CA, USA*
F.H. McDowell, *White Plains, NY, USA*
E.M. Muggia, *New York, NY, USA*
K.G. Naber, *Straubing, Germany*
S. Nattel, *Montreal, PQ, Canada*
C.E. Nord, *Huddinge, Sweden*
H. Pardell, *Barcelona, Spain*
P. Patsalos, *London, England*
R. Pauwels, *Ghent, Belgium*
J.C. Petrie, *Aberdeen, Scotland*
B.N.C. Prichard, *London, England*
S.H. Roth, *Phoenix, AZ, USA*
S. Shuster, *Framlingham, England*
B.N. Singh, *Los Angeles, CA, USA*
T.M. Speight, *Auckland, New Zealand*
J.S. Turner, *Gainesville, GA, USA*
J. Turnidge, *Adelaide, SA, Australia*
J.A. Vale, *Birmingham, England*
D.J. Zegarelli, *New York, NY, USA*

Aim and Scope: *Drugs* promotes optimum pharmacotherapy by providing a programme of review articles covering the most important aspects of clinical pharmacology and therapeutics.

The Journal includes:

- Leading/current opinion articles providing an overview of contentious or emerging issues
- Definitive reviews of drugs and drug classes and their place in disease management
- Therapy in Practice articles including recommendations for specific clinical situations
- Adis Drug Evaluations reviewing the properties and place in therapy of both newer and established drugs
- Adis New Drug Profiles with expert commentary.

All manuscripts are subject to peer review by international experts. Letters to the editor are welcomed and will be considered for publication.

Editor: Dene C. Peters

Publication Manager: Rebecca Vuetilovoni

Editorial Office and Inquiries: Adis International Ltd, 41 Centorian Drive, Private Bag 65901, Mairangi Bay, Auckland 10, New Zealand. Information on the preparation of manuscripts will be provided to authors.

E-mail: drugs@adis.co.nz

<http://www.adis.com>

Drugs (ISSN 0012-6667) is published by Adis International Limited. Annual 2001 subscription price: \$US1995; Japan ¥332 478. Annual subscription consists of 1 volume with 15 issues. Online only available for the same price as print subscription; print and online available for an additional 20%. (Further subscription information is given at the back of each issue.)

Policy Statement: Although great care has been taken in compiling the content of this publication, the publisher and its servants are not responsible or in any way liable for the currency of the information, for any errors, omissions or inaccuracies, or for any consequences arising therefrom. Inclusion or exclusion of any product does not imply its use is either advocated or rejected. Use of trade names is for product identification only and does not imply endorsement. Opinions expressed do not necessarily reflect the views of the Publisher, Editor or Editorial Board.

Copyright: © 2001 Adis International Ltd. All rights reserved throughout the world and in all languages. No part of this publication may be reproduced, transmitted or stored in any form or by any means either mechanical or electronic, including photocopying, recording, or through an information storage and retrieval system, without the written permission of the copyright holder.

The appearance of the code at the top of the first page of an article in this journal indicates the copyright owner's consent that copies of the article may be made for the personal or internal use of specific clients. This consent is given provided that the fee of \$US27.50 per copy is paid directly to the Copyright Clearance Center Inc., 222 Rosewood Drive, Danvers, Massachusetts 01923, USA, for copying beyond that permitted by sections 107 or 108 of the US Copyright Law. This consent does not extend to other kinds of copying such as copying for general distribution, for advertising or promotional purposes, for creating new collective works, or for resale.

Intranasal Corticosteroids for Allergic Rhinitis Superior Relief?

Lars Peter Nielsen,^{1,2} Niels Mygind² and Ronald Dahl²

1 Department of Clinical Pharmacology, University of Aarhus, Aarhus, Denmark

2 Department of Respiratory Diseases, Aarhus University Hospital, Aarhus, Denmark

Contents

Abstract	1563
1. Antihistamines	1564
1.1 General Considerations	1564
1.2 Oral Antihistamines	1564
1.3 Topical Antihistamines	1565
1.4 Comparative Effect of Antihistamines	1565
1.4.1 Single Dose Studies	1565
1.4.2 Perennial Allergic Rhinitis	1566
1.4.3 Seasonal Allergic Rhinitis	1566
1.4.4 Studies in Children	1566
1.4.5 Topical vs Oral Antihistamines	1566
1.4.6 Safety	1566
2. Corticosteroids	1567
2.1 General Considerations	1567
2.2 Intranasal Corticosteroids	1567
2.3 Comparative Effect of Intranasal Corticosteroids	1568
2.3.1 Perennial Allergic Rhinitis	1568
2.3.2 Seasonal Allergic Rhinitis	1568
2.3.3 Safety	1569
3. Comparing Antihistamines and Intranasal Corticosteroids	1569
3.1 Perennial Allergic Rhinitis	1569
3.2 Seasonal Allergic Rhinitis	1569
3.3 Combination of Antihistamines and Intranasal Corticosteroids	1572
3.4 Safety	1572
3.5 Cost Effectiveness	1573
4. Conclusion	1573

Abstract

Whether first-line pharmacological treatment of allergic rhinitis should be antihistamines or intranasal corticosteroids has been discussed for several years.

First-generation antihistamines are rarely used in the treatment of allergic rhinitis, mainly because of sedative and anticholinergic adverse effects. On the basis of clinical evidence of efficacy, no second-generation antihistamine seems preferable to another. Similarly, comparisons of topical and oral antihistamines

have been unable to demonstrate superior efficacy for one method of administration over the other.

Current data documents no striking differences in efficacy and safety parameters between intranasal corticosteroids.

When the efficacy of antihistamines and intranasal corticosteroids are compared in patients with allergic rhinitis, present data favours intranasal corticosteroids. Interestingly, data do not show antihistamines as superior for the treatment of conjunctivitis. Safety data from comparative studies in patients with allergic rhinitis do not indicate differences between antihistamines and intranasal corticosteroids. Combining antihistamines and intranasal corticosteroids in the treatment of allergic rhinitis does not provide any additional effect to intranasal corticosteroids alone. On the basis of current data, intranasal corticosteroids seem to offer superior relief in allergic rhinitis than antihistamines.

Allergic rhinitis is a common condition elicited by an immunoglobulin (Ig)E-mediated allergic inflammation of the nasal mucosa and characterised by nasal obstruction, rhinorrhoea, sneezing and nasal itch, and often accompanied by conjunctivitis. It is present in 10 to 20% of the population in industrialised countries.^[1] Moreover, this prevalence seems to be increasing.^[2,3] Although allergic rhinitis is not a life-threatening disease, it can severely impact on quality of life^[4-6] and be associated with comorbidity from other diseases, for example, asthma and conjunctivitis.^[7]

Treatment of allergic rhinitis consists of allergen avoidance, allergen-specific immunotherapy and pharmacological intervention, of which the former two lie beyond the scope of the present review. Two mainstream options have evolved for pharmacological treatment, antihistamines and topical corticosteroids. The choice between these options has been extensively discussed since the introduction of intranasal corticosteroid treatment.^[8]

This review considers first-line pharmacological treatment of allergic rhinitis and will deal only with antihistamines and intranasal corticosteroids (INCS), as we consider cromones, anticholinergics, leukotriene modifiers, decongestants and systemic corticosteroids as secondary treatment options in allergic rhinitis.

Only data obtained in patients with allergic rhinitis have been considered for the comparative evidence presented in this review.

1. Antihistamines

1.1 General Considerations

Histamine is the major pathophysiological mediator of allergic rhinitis. Its role is almost exclusively mediated through the histamine H₁-receptor, whereas the role of other histamine receptors in allergic rhinitis remains to be clarified. Thus, in the context of allergic rhinitis, antihistamines are H₁-receptor antagonists.^[9,10] In addition to H₁-receptor blockade, an anti-inflammatory effect of antihistamines has been proposed, as some of the newer compounds have been shown to influence cytokine production, mediator release and inflammatory cell flux.^[11-19] However, other studies have been unable to confirm these findings.^[20-23] Whether antihistamines offer a clinically beneficial anti-inflammatory effect in addition to inhibition of histamine remains a question to be answered.

1.2 Oral Antihistamines

Numerous H₁-receptor antagonists have been developed. For oral use, these can be divided into older first-generation [e.g. chlorphenamine (chlorpheniramine), diphenhydramine, promethazine and triprolidine] and newer second-generation antihistamines (acrivastine, astemizole, cetirizine, ebastine, fexofenadine, loratadine, mizolastine and terfenadine). This review deals with the newer antihistamines as the use of the older drugs in allergic

rhinitis is limited by their adverse effects, mainly sedation and anticholinergic activity.

All of the newer antihistamines are effective in the treatment of allergic rhinitis by decreasing nasal itching, sneezing and rhinorrhoea, but they are less effective for nasal congestion.^[24-31] They are also effective for conjunctivitis and recent results seem to indicate some influence on lower airway symptoms.^[32,33]

Moreover, the pharmacokinetic profile of second-generation antihistamines are advantageous when compared with the first-generation agents.^[34] They have an onset of action of 1 to 2 hours which lasts for 12 to 24 hours, except for acrivastine, which has to be administered at 8-hourly intervals. With the exception of cetirizine and fexofenadine, which are excreted almost unchanged, the remaining drugs in this group are metabolised via the hepatic cytochrome P450 (CYP) system by CYP3A. As a number of other compounds, that is, antimycotic azoles, macrolide antibiotics and grapefruit juice, are also substrates for this enzyme, this obviously provides a risk for interactions.^[35] This is probably a contributive factor to the occurrence of severe cardiac arrhythmias, for example, 'torsade de pointes', and fatalities, which have been described following treatment with terfenadine and astemizole.^[36-38] These effects seem to be enabled through a quinidine-like action, causing a prolongation of the QT interval.^[39,40] At present, no clinical evidence has demonstrated cardiac adverse effects with other second-generation antihistamines when they are used at therapeutically appropriate levels. However, it is recommended to avoid antihistamines which are CYP450 metabolised or which possess quinidine-like actions in risk groups, that is, patients with impaired hepatic function or cardiac arrhythmia.^[41]

Astemizole can also act as an appetite stimulant and result in increased bodyweight.^[42,43] The cause for this action remains obscure, although a central nervous system (CNS)-mediated mechanism, for example, serotonin (5-hydroxytryptamine)-antagonism, is a theoretical possibility. However, whether this adverse effect is seen exclusively with astem-

izole remains unknown as there is a lack of data on the other second-generation antihistamines for this measure.

Whereas CNS-related adverse effects were a major characteristic of the first-generation antihistamines, the piperazine/piperidine-derived structures of the newer generation agents reduce CNS penetration, although sedative effects have been described for some of the compounds, for example, acrivastine^[44] and cetirizine.^[45] The binding affinity to muscarinic receptors is also decreased with the second-generation agents. With the exception of the cardiac adverse effects, this provides a more acceptable therapeutic index for the second-generation antihistamines.

1.3 Topical Antihistamines

Two newer H₁-receptor antagonists are available for topical use, azelastine and levocabastine. When applied intranasally, they have both proven effective in the treatment of allergic rhinitis, mainly relieving nasal itching and sneezing.^[46,47] They have a faster onset of action than oral antihistamines and act within 15 to 30 minutes. They only need to be applied twice daily.

No sedative effects have been seen with either drug,^[46,48] whereas the occurrence of a short lasting perversion of taste has been described for azelastine.^[49]

1.4 Comparative Effect of Antihistamines

1.4.1 Single Dose Studies

Many studies have been performed to compare the effects of oral second-generation antihistamines in the treatment of allergic rhinitis. Single dose studies in patients with allergic rhinitis have demonstrated that cetirizine and terfenadine have a faster onset of action than loratadine and astemizole.^[50,51] All 4 drugs were equally effective against nasal symptoms and histamine-induced increases in nasal airway resistance. This contrasts somewhat with the results of 2 studies in which cetirizine was superior to loratadine after administration of a single dose in both symptom relief^[52] and response to histamine challenge.^[53] One study

was able to demonstrate a significantly faster onset of action for fexofenadine compared with terfenadine in relief of rhinorrhoea and sneezing immediately after nasal allergen challenge.^[54] This may be explained on the basis of fexofenadine being the active metabolite of terfenadine.

1.4.2 Perennial Allergic Rhinitis

Relatively few studies investigating continuous administration of antihistamines are in patients with perennial allergic rhinitis (PAR). Six studies ranging from 1 to 8 weeks, included comparisons of astemizole^[55,56] cetirizine,^[56-58] ebastine,^[57] loratadine,^[55,59,60] mizolastine^[59] and terfenadine.^[58,60] No differences between agents were seen except that astemizole was more effective than loratadine for rhinorrhoea in 1 short-term study,^[55] and cetirizine was better than ebastine according to the investigators opinion in another study.^[57] Interestingly, in 1 of the studies, nonresponders were crossed to the opposite drug at the end of a 2 week treatment period, resulting in an effect in 11 of the 16 patients.^[60]

1.4.3 Seasonal Allergic Rhinitis

The lack of difference in effectiveness between second-generation drugs is also found in patients with seasonal allergic rhinitis (SAR). One placebo-controlled study in 202 patients with SAR seems to designate cetirizine as superior to loratadine,^[61] as seen in the single-dose study,^[51] when all symptoms following allergen challenge were considered. However, this effectiveness in symptom relief after a quite short treatment period of 2 days could not be confirmed in another placebo-controlled, cross-over study of identical treatments given for 1 week.^[62]

Several seasonal studies involving acrivastine,^[63] astemizole^[42,64] cetirizine,^[64-69] ebastine,^[67] fexofenadine,^[68] loratadine,^[42,70] mizolastine^[69] and terfenadine^[65,66,70] have been unable to demonstrate any difference in efficacy for symptom relief. Some studies demonstrate small differences, that is, 'subjective rating' of cetirizine over astemizole^[71] or investigator preference of ebastine over cetirizine^[72] without any support for this in other endpoints, for example, symptom relief. One study

shows cetirizine to have a faster onset of action than terfenadine,^[73] while another claims ebastine to achieve maximum effect faster than cetirizine.^[72] The use of other objective endpoints such as nasal peak flow^[70] and inflammatory mediators in nasal lavage fluid^[74] has not shown differences between agents.

1.4.4 Studies in Children

Data on the efficacy in children with allergic rhinitis are sparse. One single-blind study in children with SAR for 2 weeks showed equal effect of loratadine and astemizole.^[75] In another 4-week study in children with PAR, cetirizine was superior to loratadine according to parental assessment.^[76]

1.4.5 Topical vs Oral Antihistamines

In comparisons between oral and topical antihistamines, most topical regimens have included intranasal as well as ocular medications or reports have only addressed nasal symptoms. In 1 study, intranasal azelastine was more effective than cetirizine at relieving nasal congestion,^[77] whereas other studies have demonstrated azelastine to be equally effective as cetirizine,^[78] ebastine,^[79] loratadine^[80] and terfenadine.^[81] In 2 studies, intranasal levocabastine has been marginally more effective than terfenadine in relieving single symptoms, ie. sneezing^[82] and nasal itching,^[83] whereas a third study did not show any difference.^[84] In 1 study,^[83] levocabastine given as eye drops were also judged superior to terfenadine for relieving ocular symptoms. A comparison of levocabastine and loratadine showed identical efficacy.^[85]

1.4.6 Safety

When considering adverse effects, only 2 of the previously mentioned studies indicate differences. A large, placebo-controlled, 2-week study in 821 patients with SAR showed a significantly higher degree of sedation after cetirizine than fexofenadine.^[68]

In another smaller 8-week study in 27 patients with SAR, terfenadine revealed more adverse effects, that is, headache and dizziness, than a combination of intranasal and ocular levocabastine.^[82]

2. Corticosteroids

2.1 General Considerations

Allergic rhinitis is an inflammatory disease of the nasal mucosa and corticosteroids are, at present, the most potent anti-inflammatory medications commercially available for the treatment of allergic rhinitis.^[86] Corticosteroids exert their effect by combining with a glucocorticoid receptor localised in target cell cytoplasm. The resulting activated glucocorticoid receptor complex is able to interact with cellular DNA, thereby enabling regulation of cellular functions.^[87,88]

Corticosteroids act upon many of the cell types and inflammatory mediators participating in allergic inflammation. Antigen-presenting Langerhans' cells are reduced in number by INCS.^[89,90] Moreover, such treatment seems to impair their processing of antigen.^[91] Similarly, the migration of basophils and mast cells to the nasal epithelium is inhibited by INCS.^[91-94] Evidence suggesting an impact on the release of mast cell mediators, that is, histamine, has also been presented.^[95] Corticosteroid therapy interferes with several pivotal aspects of eosinophil function. Cell survival is decreased and the ability to release preformed cytotoxic proteins, that is, eosinophil cationic protein and eosinophil peroxidase, is inhibited.^[96,97] Moreover, formation of a number of cytokines and chemokines vital to eosinophil lifespan are inhibited, for example, interleukin (IL)-5 (formation),^[98] IL-4 (adhesion)^[99] and RANTES [Regulated on Activation, Normal T cell Expressed and Secreted] (chemotaxis).^[100] Results demonstrating an inhibitory effect of intranasal corticosteroid on activated T cells in nasal epithelium have been presented.^[101] In 2 studies, the allergen-induced increase of specific IgE in patients with PAR during season was abolished.^[102,103] In all, this indicates profound effects of corticosteroids on the inflammatory process seen in allergic rhinitis.

2.2 Intranasal Corticosteroids

Since the introduction of beclomethasone,^[8] several corticosteroids have been developed for

intranasal application, all characterised by a high receptor affinity and an extensive first-pass metabolism in the liver. Effectiveness in relieving the symptoms of allergic rhinitis, including nasal congestion, have been demonstrated for beclomethasone,^[104] budesonide,^[105] flunisolide,^[106] fluticasone propionate,^[107] mometasone^[108] and triamcinolone.^[109] In addition, some reports have indicated that INCS may have a beneficial effect towards bronchial hyperresponsiveness and asthma symptoms.^[110-115]

It has been generally considered that INCS have a slow onset of action. However, they usually act within 12 to 24 hours.^[116-118] Recent results have even indicated that budesonide acts after 3 hours.^[119] However, maximum treatment efficacy occurs after days or a few weeks.^[120] Once-daily application has proven sufficient to treat most patients with allergic rhinitis,^[121-125] although those with severe symptoms may benefit from twice daily administration.^[126]

The different potencies of INCS are important when considering comparative data. It is well established that fluticasone propionate is twice as potent as beclomethasone.^[107] There is controversy regarding relative potencies between other INCS. However, it appears that the newer drugs, that is, fluticasone propionate and mometasone, are more potent than the others.^[117]

Currently available INCS are generally well tolerated. Sneezing caused by nasal hyperactivity can occur at the start of therapy but this usually disappears with time.^[127]

Occasionally, mild and transient dryness, crusting and blood-stained secretions occur, and these are often responsive to a reduction of INCS dose.^[120,128,129] Septal perforation has been described as a rare complication.^[130,131] Atrophy of the mucosa, corresponding to dermal atrophy, after prolonged use of INCS has not been observed.^[132,133]

Because a proportion of intranasally applied corticosteroids end up in the gastrointestinal tract and is systemically absorbed, the risk of systemic adverse effects has been a concern for this class of drugs. However, these compounds, especially the

newer fluticasone propionate and mometasone, have low systemic bioavailability, mainly because of their massive first-pass metabolism in the liver.^[117] When used exclusively intranasally at therapeutic dosages, the drugs in this class do not seem to exhibit any influence on the hypothalamus-pituitary-adrenal (HPA)-axis.^[134-137] However, a lack of HPA-axis suppression does not guarantee against other systemic adverse effects. Data demonstrating an inhibitory effect on the short term growth rate of children have been presented for beclomethasone and budesonide,^[138,139] although the result for budesonide was only achieved by giving an adult dose of 200µg twice daily. Moreover, this could not be reconfirmed in a recent study in which the impact on child growth, as measured by lower leg knemometry, of budesonide 400µg daily was comparable to placebo.^[140] Other systemic adverse effects, which have been linked to inhaled therapy, for example, cataract, glaucoma and dermal thinning, do not seem to occur in patients receiving treatment exclusively by the intranasal route.^[141]

2.3 Comparative Effect of Intranasal Corticosteroids

2.3.1 Perennial Allergic Rhinitis

As corticosteroids need continuous application to achieve maximum effect, single dose studies are, obviously, not very useful for comparing efficacy. Considering the many comparisons performed, not many have used a randomised, double-blind and eventually placebo-controlled design. Unless otherwise stated, the comparative studies discussed in this section (2.3) have used the drugs in standard recommended doses for allergic rhinitis.

Four placebo-controlled studies in patients with PAR have been published. Two studies^[142,143] compared 1 dose of beclomethasone with 2 dose levels of fluticasone propionate in 183 patients for 12 weeks and in 466 patients for 26 weeks, respectively. The 2 remaining studies, each lasting 12 weeks, both considered mometasone. One was a comparison with beclomethasone at twice the standard daily dose in 387 patients^[123] and the

other regarded an equi-nominal dose of fluticasone propionate in 459 patients.^[144] None of these studies revealed any difference in the relief of symptoms of allergic rhinitis or in the physicians assessment of treatment efficacy. Moreover, nasal cytology specimens were unable to demonstrate differences between treatments in 2 of the studies.^[142,143]

One randomised, double-blind, 1-year study in 251 patients reported a significantly better effect with fluticasone propionate compared with an equi-nominal dose of beclomethasone on nasal congestion and secretion as well as relief of ocular symptoms.^[145] These findings can partly be explained by the higher potency of fluticasone propionate. Of note, the difference was not reconfirmed by the 2 studies discussed in the previous paragraph.^[142,143] A smaller randomised, double-blind, cross-over study comparing beclomethasone and flunisolide in 23 patients with perennial rhinitis, 15 of whom were allergic, did not show differences in efficacy for symptom relief or on more objective parameters of nasal blockage, that is, nasal peak flow and posterior rhinomanometry.^[146]

In contrast, 2 studies comparing beclomethasone and budesonide with single-blind^[147] or non-blind^[148] design seem to favour the latter. Two single-blind studies have compared fluticasone propionate and budesonide. One study^[149] demonstrated budesonide to be superior, especially for relief of nasal congestion. The other study,^[128] which compared budesonide 200 and 400µg daily given by turbuhaler to fluticasone propionate 200µg daily, did not reconfirm this. One single-blind^[150] and 1 non-blind study^[151] have shown beclomethasone and flunisolide to be equally effective.

2.3.2 Seasonal Allergic Rhinitis

Comparisons of efficacy between INCS in patients with SAR do not differ significantly from those in patients with PAR. Two randomised, double-blind, placebo-controlled comparisons of beclomethasone and mometasone, which both included >300 patients, over a period of 4 and 8 weeks, respectively,^[152,153] did not demonstrate differences between the 2 agents. Similarly, no dif-

ference in treatment effect was seen in another study of similar design, which compared beclomethasone and fluticasone propionate in 313 patients for 2 weeks.^[154] Only 1 randomised, double-blind study has shown a difference between 2 INCS, that is, beclomethasone and budesonide.^[155] However, this 7-week study, which included 56 patients, had variable dose administration, ranging from 0 to 800µg daily, and the difference was seen as less consumption of doses in the budesonide group.

No differences in treatment effect were seen in 1 non-blind^[156] and 2 single-blind^[157,158] comparisons of beclomethasone and flunisolide, even though 1 study used a rather low dose of beclomethasone.^[158] Similarly, in single-blind comparisons, flunisolide was equivalent to budesonide^[159] and triamcinolone was equivalent to fluticasone propionate.^[160] Budesonide was superior to beclomethasone in relief of sneezing in 1 single-blind comparison^[161] and for relief of sneezing, nasal secretion and itching in another.^[162] In a single-blind study, 2 dose levels of budesonide were compared with 1 dose level of fluticasone propionate.^[163] This showed a marginally better effect of the higher dose of budesonide on sneezing but otherwise no differences between the 2 drugs.

2.3.3 Safety

The occurrence of adverse effects was similar in all of the comparisons of INCS discussed in this section (2.3), apart from 2 studies showing less nasal irritation with budesonide than flunisolide and beclomethasone, respectively.^[155,159] Only 3 studies have compared the systemic impact of INCS in patients with allergic rhinitis. Two of these have been mentioned already, one comparing budesonide and fluticasone propionate in adults^[128] and the other budesonide and mometasone in children.^[140] The first was unable to disclose differences in urine cortisol levels, while the second did not reveal any differences in short term leg growth rate. The third study considered the influence of budesonide, mometasone and triamcinolone on plasma and urine cortisol levels as well as serum osteocalcin levels and blood eosinophil counts.^[137] It applied

a single-blind, cross-over, placebo-controlled design with treatment periods of five days in 20 patients with allergic rhinitis. No differences between treatments were seen for any of the parameters.

3. Comparing Antihistamines and Intranasal Corticosteroids

3.1 Perennial Allergic Rhinitis

A number of studies have compared antihistamines and INCS in patients with allergic rhinitis (table I and II).

Few studies have been performed in patients with PAR. Two 4-week studies compared terfenadine to beclomethasone^[164] and astemizole with budesonide,^[165] respectively. Both demonstrated that the INCS was superior for the relief of nasal symptoms. One small (n = 8) 12-week study of astemizole and beclomethasone was unable to show differences between the 2 drugs.^[166]

Topical antihistamines and INCS have also been compared, with no demonstrable differences shown between azelastine and beclomethasone for relief of symptoms, physicians assessment of efficacy or nasal blockage, as measured by rhinomanometry.^[167] However, when azelastine was compared with budesonide, the INCS was significantly superior for all nasal symptoms.^[168] A single-blind comparison of levocabastine and beclomethasone, which was a follow-up on a double-blind comparison of levocabastine and placebo, demonstrated that beclomethasone provided better relief of nasal obstruction.^[169]

3.2 Seasonal Allergic Rhinitis

Several comparisons of antihistamines and INCS have been conducted in patients with SAR, almost all being randomised and double-blind studies (table I and II).

The results of 14 comparative studies of oral antihistamines, in a total of >2500 patients, have been presented (terfenadine vs beclomethasone^[170,171] and fluticasone propionate,^[20,172,173] loratadine vs beclomethasone,^[174] triamcinolone^[175,176] and fluticasone propionate,^[177,178] astemizole vs beclometh-

Table I. Comparative studies of oral antihistamines and intranasal corticosteroids in patients with allergic rhinitis.

Reference	Study design	No. of pts	Active treatments (daily dose)	Duration (weeks)	Comparative efficacy ^a
Perennial allergic rhinitis					
Robinson et al. ^[164]	r,db,co	18	Terfenadine 120mg/beclomethasone 400µg	2x4	Beclomethasone > terfenadine
Bunnag et al. ^[165]	r,db	67	Astemizole 10mg/budesonide 400µg	4	Budesonide > astemizole
Sibbald et al. ^[166]	nb,co	8	Astemizole 10-30mg/beclomethasone 400µg	2x12	NS
Seasonal allergic rhinitis					
Bronsky et al. ^[20]	r,db	348	Terfenadine 120mg/fluticasone propionate 200µg	4	Fluticasone propionate > terfenadine
Beswick et al. ^[170]	r,db	49	Terfenadine 120mg/beclomethasone 400µg	4	Beclomethasone > terfenadine ^b
Lancer et al. ^[171]	r,db	18	Terfenadine 120mg/beclomethasone 400µg	8	NS
Darnell et al. ^[172]	r,db,p	214	Terfenadine 120mg/fluticasone propionate 200µg	6	Fluticasone propionate > terfenadine
van Bavel et al. ^[173]	r,db,p	232	Terfenadine 120mg/fluticasone propionate 200µg	2	Fluticasone propionate > terfenadine
Frolund ^[174]	r,db	60	Loratadine 10mg/beclomethasone 400µg	3	Beclomethasone > loratadine
Condemni et al. ^[175]	r,db	348	Loratadine 10mg/triamcinolone 220µg	4	Triamcinolone > loratadine
Schoenwetter and Lim ^[176]	r,db	274	Loratadine 10mg/triamcinolone 220µg	4	Triamcinolone > loratadine
Gehanno and Desfougeres ^[177]	r,db	114	Loratadine 10mg/fluticasone propionate 200µg	4	Fluticasone propionate > loratadine
Jordana et al. ^[178]	r,db	240 ^c	Loratadine 10mg/fluticasone propionate 200µg	4	Fluticasone propionate > loratadine
Salomonsson et al. ^[179]	r,db	158	Astemizole 10mg/beclomethasone 400µg	5	Beclomethasone > astemizole
Wood ^[180]	r,db	74	Astemizole 10mg/beclomethasone 400µg	~15	NS
Bernstein et al. ^[181]	r,db	209	Astemizole 10mg/triamcinolone 220µg	4	Triamcinolone > astemizole
Vervloet et al. ^[182]	r,db	238	Cetirizine 10mg/fluticasone propionate 200µg	3	Fluticasone propionate > cetirizine

a Statistically significant difference between active medications for one or more nasal symptoms.

b During high exposure.

c Adolescents.

co = cross-over; db = double-blind; nb = nonblind; NS = no significance; p = placebo-controlled; r = randomized; > indicates significantly better than.

asone^[179,180] and triamcinolone,^[181] and cetirizine vs fluticasone propionate.^[182] With the exception of 2 studies,^[171,180] all demonstrated the INCS to be more effective in the relief of nasal symptoms than the oral antihistamine.

Of the exceptions, 1 study, which compared astemizole to beclomethasone in 74 patients, dem-

onstrated similar effects on nasal symptoms.^[180] A possible explanation could be that a very long study period of approximately 15 weeks for the grass pollen season was used, thereby imposing a risk of diluting differences depending on pollen exposure. In fact, the paper lacks pollen data for the last 17 days of the study period. Although the sec-

ond study did not demonstrate differences between the agents in symptoms, it showed the INCS to have a superior effect on an objective measure of nasal obstruction, that is, rhinomanometry.^[171]

This difference in nasal obstruction measured objectively was also seen in 1 of the studies demonstrating a difference between an antihistamine and INCS in nasal symptomatology.^[20]

In the 1 study in adolescents, fluticasone propionate was more effective than loratadine in the relief of nasal peak inspiratory flow rate in a subgroup of patients.^[178] Two studies were able to demonstrate significant reductions in the number of nasal mucosal eosinophils only with INCS.^[20,173]

Conjunctivitis is often a major problem in patients with SAR. One of the reasons for using oral antihistamines rather than INCS has been because of the anticipated better effect on ocular symptoms. However, only 2 of the studies discussed in this section have confirmed this.^[174,180]

The apparent superiority of INCS to oral antihistamines on relief of nasal symptoms was confirmed by a recent meta-analysis of 16 studies in-

volving 2267 subjects,^[183] which demonstrated that INCS were more effective in relief of nasal obstruction, secretion, itching and sneezing as well as total nasal symptom score. Moreover, the meta-analysis was unable to demonstrate any difference between the 2 drug classes on ocular symptoms.

Data on the comparative efficacy of topical antihistamines and INCS in patients with SAR are also available (table II). Azelastine has been compared with beclomethasone in 2 studies, one of which showed beclomethasone as more effective in relieving nasal symptoms,^[184] and the other revealed fewer eosinophils in nasal lavage but no difference on nasal symptoms.^[185] Two small non-blind studies comparing azelastine to budesonide were unable to discriminate between treatments.^[186,187] Three studies involving levocabastine have been reported, 1 compared this agent with budesonide^[188] and 2 with fluticasone propionate.^[189,190] All 3 studies demonstrated the INCS was superior in the relief of nasal symptoms. Moreover, fluticasone propionate reduced the number of eosinophils in nasal lavage fluid in both studies,^[189,190] as well as

Table II. Comparative studies of topical antihistamines and intranasal corticosteroids in patients with allergic rhinitis.

Reference	Study design	No. of pts	Active treatments (daily dose)	Duration (weeks)	Comparative efficacy ^a
Perennial allergic rhinitis					
Davies et al. ^[167]	r,db,p	130	Azelastine 560µg/beclomethasone 400µg	6	NS
Stern et al. ^[168]	r,db,p	195	Azelastine 560µg/budesonide 256µg	6	Budesonide > azelastine
van de Heyning et al. ^[169]	r,sb	21	Levocabastine 800µg/beclomethasone 400µg	2 ^b	Beclomethasone > levocabastine
Seasonal allergic rhinitis					
Newsom-Smith et al. ^[184]	r,db,p	243	Azelastine 1120µg/beclomethasone 400µg	2	Beclomethasone > azelastine
Pelucchi et al. ^[185]	r,db,p	36	Azelastine 560µg/beclomethasone 200µg	6	NS
Dorow et al. ^[186]	r,nb	36	Azelastine 560µg/budesonide 200µg	2	NS
Wang et al. ^[187]	r,nb	14	Azelastine 1120µg/budesonide 400µg	2	NS
Svensson et al. ^[188]	r,sb,p	44	Levocabastine 400µg/budesonide 400µg	5	Budesonide > levocabastine
Di Lorenzo et al. ^[189]	r,db,p	24	Levocabastine 400µg/fluticasone propionate 200µg	6	Fluticasone propionate > loratadine
Ortolani et al. ^[190]	r,db,p	288	Levocabastine 400µg/fluticasone propionate 200µg	6	Fluticasone propionate > levocabastine

a Statistically significant difference between active medications for one or more nasal symptoms.

b Follow-up of double-blind comparison between levocabastine and placebo.

db = double-blind; nb = nonblind; NS = no significance; p = placebo-controlled; r = randomized; sb = single-blind; > indicates significantly better than.

Table III. Comparative studies on combinations of oral antihistamines and intranasal corticosteroids in patients with seasonal allergic rhinitis.

Reference	Study design	No. of pts	Active treatments (daily dose)	Duration (weeks)	Comparative efficacy ^a
Juniper et al. ^[191]	r,db	90	Astemizole 10mg, beclomethasone 400µg, astemizole 10mg + beclomethasone 400µg	6	Astemizole + beclomethasone = beclomethasone > astemizole
Ratner et al. ^[192]	r,db,p	600	Loratadine 10mg, fluticasone propionate 200µg, loratadine 10mg + fluticasone propionate 200µg	2	Loratadine + fluticasone propionate = fluticasone propionate > loratadine
Simpson ^[193]	r,db,p	106	Terfenadine 120mg, budesonide 400µg, terfenadine 120mg + budesonide 400µg	3	Terfenadine + budesonide = budesonide > terfenadine
Brooks et al. ^[194]	r,db	60	Loratadine 10mg, beclomethasone 336µg, loratadine + beclomethasone 336µg	2	Loratadine + beclomethasone > beclomethasone = loratadine
Backhouse et al. ^[195]	r,db	99	Terfenadine 120mg, terfenadine 120mg + flunisolide 200µg	11	Terfenadine + flunisolide > terfenadine
Juniper et al. ^[196]	r,nb	61	Terfenadine 60-120mg (+fluticasone propionate prn) fluticasone propionate 200-400µg (+Terfenadine prn)	6	NS ^b

a Statistically significant difference between active medications for one or more nasal symptoms.

b Only expressed as quality of life.

db = double-blind; **nb** = nonblind; **NS** = no significance; **p** = placebo-controlled; **prn** = as required; **r** = randomized; **sb** = single-blind; = indicates equal to; > indicates significantly better than.

eosinophil and mast cell markers of nasal lavage in 1 study.^[189]

3.3 Combination of Antihistamines and Intranasal Corticosteroids

A combination of an antihistamine and INCS is often used in clinical practice. Four studies have included a treatment arm of such combination therapy in addition to treatment arms of antihistamine and INCS monotherapy (table III). Three of these, including almost 800 patients, showed that the combination therapy, although better than antihistamine alone for relief of nasal symptoms, offered no advantages over INCS alone.^[191-193] The fourth study in 60 patients demonstrated the combination of loratadine and beclomethasone as significantly superior to beclomethasone alone for the outcomes of sneezing and nasal itching.^[194]

One study has compared the combination of terfenadine and flunisolide to terfenadine alone and demonstrated a better effect of the combination for relief of nasal symptoms and in the investigator

assessment of treatment.^[195] Another study with a nonblind design, which assessed terfenadine and fluticasone propionate offering the opposite drug on an as needed basis, was unable to demonstrate any difference in quality of life measures.^[196] This parameter was also applied in 2 other studies, where the INCS-containing treatments produced a better quality of life.^[175,192]

3.4 Safety

In contrast to the differences demonstrated for efficacy between antihistamines and INCS in all these comparative studies, no quantitative differences were observed regarding occurrence of adverse effects. Minor qualitative differences can be observed, eg. nasal crusting for INCS and sedation for antihistamines. However, in general, occurrence of adverse effects is low in both treatments. This includes results of morning plasma cortisol levels, albeit not an ideal indicator of HPA-axis interference, which were performed in three studies.^[120,173,190]

3.5 Cost Effectiveness

The cost effectiveness of treatments is naturally dependent on local prizes for the respective medications. However, two cost analyses seem to favour INCS over oral antihistamines. In the US, fluticasone propionate was more cost effective than terfenadine, when medications were needed for more than 11 to 22 days,^[197] when comparing direct costs of medication to effect upon nasal symptoms and patient overall assessment. In Canada fluticasone propionate was 2.5 and 5.7 times as cost effective, respectively, than terfenadine and loratadine, when comparing direct costs of medication to days without nasal blockage.^[198]

The combination use of oral antihistamines and INCS, which appears to offer no or a marginal clinical benefit compared with the use of INCS alone, cannot be considered to be cost effective.

4. Conclusion

A recent review^[199] was unable to conclude any differences of efficacy between oral second-generation antihistamines, when considering the results of the relatively few existing randomised, double-blind, placebo-controlled studies of patients with SAR. This view is largely supported by data from randomised, double-blind comparator studies over the last decade for both SAR and PAR. Moreover, no differences have been documented by comparisons of systemic and topical second-generation antihistamines, when the latter were given both via the nose and the eyes.

No striking differences in efficacy in patients with allergic rhinitis have been demonstrated in comparisons of INCS at recommended doses. Similarly, existing clinical evidence on adverse effects do not convincingly support the theoretically-based superiority of newer compounds, for example, fluticasone propionate and mometasone. On the other hand, beclomethasone and budesonide provide the greatest amount of experience accumulated during more than 20 years. *In summary*, the available clinical evidence does not support one drug among the available INCS as superior.

The currently available comparative data on the efficacy of INCS and antihistamines clearly support INCS as more effective in the relief of nasal symptoms in patients with allergic rhinitis. Moreover, this is substantiated by results for other study endpoints, that is, inflammatory parameters, acoustic rhinometry, rhinomanometry and quality of life assessments. Interestingly, present evidence does not support a difference between these 2 drug classes in effective control of ocular symptoms. No quantitative differences have been demonstrated between INCS and antihistamines regarding occurrence of adverse effects in safety data. The common clinical practice of combining INCS and oral antihistamines in the treatment of allergic rhinitis has no support in clinical evidence, as the combination has not provided effects beyond INCS alone and so it cannot be considered cost effective.

International consensus reports^[41,200] recommend INCS as first-line treatment in SAR and in PAR (adults) for patients with moderate to severe disease with regular or daily symptoms. Antihistamines are recommended as first-line treatment in patients with mild disease with infrequent symptoms, and in children with PAR.

This review supports the notion that INCS offer superior relief for the symptoms of allergic rhinitis. As long term experience has shown the treatment to be very well tolerated, INCS have a high therapeutic index and can be recommended as an effective treatment for allergic rhinitis.

References

1. International Rhinitis Management Working Group. International consensus report on the diagnosis and management of rhinitis. *Allergy* 1994; 49: 5-34
2. Sibbald B, Rink E, D'Souza M. Is the prevalence of atopy increasing? *Br J Gen Pract* 1990; 40: 338-40
3. Aberg N, Sundell J, Eriksson B, et al. Prevalence of allergic diseases in school children in relation to family history, upper respiratory tract infections and residential characteristics. *Allergy* 1996; 51: 232-7
4. Bousquet J, Bullinger M, Fayol C, et al. Assessment of the quality of life in patients with perennial allergic rhinitis with the French version of the SF-36 Health Status Questionnaire. *J Allergy Clin Immunol* 1994; 94: 182-8
5. Juniper EF, Guyatt GH, Dolovich J. Assessment of quality of life in adolescents with allergic rhinoconjunctivitis: development and testing of a questionnaire for clinical trials. *J Allergy Clin Immunol* 1994 Feb; 93: 413-23

6. Simons FE. Learning impairment and allergic rhinitis. *Allergy Asthma Proc* 1996 Jul; 17: 185-9
7. Spector SL. Overview of comorbid associations of allergic rhinitis. *J Allergy Clin Immunol* 1997 Feb; 99: S773-S80
8. Mygind N. Local effect of intranasal beclomethasone dipropionate aerosol in hay fever. *BMJ* 1973 Nov 24; 4: 464-6
9. Holmberg K, Pipkorn U, Bake B, et al. Effects of topical treatment with H1 and H2 antagonists on clinical symptoms and nasal vascular reactions in patients with allergic rhinitis. *Allergy* 1989 May; 44: 281-7
10. Wang D, Clement P, Smitz J. Effect of H1 and H2 antagonists on nasal symptoms and mediator release in atopic patients after nasal allergen challenge during the pollen season. *Acta Otolaryngol* 1996 Jan; 116: 91-6
11. Andersson M, Nolte H, Baumgarten C, et al. Suppressing effect of loratadine on allergen-induced histamine release in the nose. *Allergy* 1991 Oct; 46: 540-6
12. Bousquet J, Lebel B, Chanal I, et al. Antiallergic activity of H1-receptor antagonists assessed by nasal challenge. *J Allergy Clin Immunol* 1988 Nov; 82: 881-7
13. Campbell A, Michel FB, Brémard-Oury C, et al. Overview of allergic mechanisms. Ebastine has more than an antihistamine effect. *Drugs* 1996; 52 Suppl. 1: 15-9
14. Ciprandi G, Pronzato C, Ricca V, et al. Terfenadine exerts anti-allergic activity reducing ICAM-1 expression on nasal epithelial cells in patients with pollen allergy. *Clin Exp Allergy* 1995 Sep; 25: 871-8
15. Ciprandi G, Buscaglia S, Pesce G, et al. Cetirizine reduces inflammatory cell recruitment and ICAM-1 (or CD54) expression on conjunctival epithelium in both early- and late-phase reactions after allergen-specific challenge. *J Allergy Clin Immunol* 1995 Feb; 95: 612-21
16. Ciprandi G, Pronzato C, Ricca V, et al. Loratadine treatment of rhinitis due to pollen allergy reduces epithelial ICAM-1 expression. *Clin Exp Allergy* 1997 Oct; 27: 1175-83
17. Fade R, Herpin-Richard N, Rihoux JP, et al. Inhibitory effect of cetirizine 211C1 on eosinophil migration in vivo. *Clin Allergy* 1987 Jul; 17: 373-9
18. Naclerio RM, Kagey-Sobotka A, Lichtenstein LM, et al. Terfenadine, an H1 antihistamine, inhibits histamine release in vivo in the human. *Am Rev Respir Dis* 1990 Jul; 142: 167-71
19. Jacobi HH, Skov PS, Poulsen LK, et al. Histamine and tryptase in nasal lavage fluid after allergen challenge: effect of 1 week of pretreatment with intranasal azelastine or systemic cetirizine. *J Allergy Clin Immunol* 1999; 103: 768-72
20. Bronsky EA, Dockhorn RJ, Meltzer EO, et al. Fluticasone propionate aqueous nasal spray compared with terfenadine tablets in the treatment of seasonal allergic rhinitis. *J Allergy Clin Immunol* 1996 Apr; 97: 915-21
21. Klemmsson H, Andersson M, Pipkorn U. Allergen-induced increase in nonspecific nasal reactivity is blocked by antihistamines without a clear-cut relationship to eosinophil influx. *J Allergy Clin Immunol* 1990 Oct; 86: 466-72
22. Roquet A, Rand J, Hallden G, et al. Effect of loratadine on anti-IgE induced inflammation, histamine release and leucocyte recruitment in skin of atopics. *Allergy* 1995; 50: 414-20
23. Bentley AM, Walker S, Hanotte F, et al. A comparison of the effects of oral cetirizine and inhaled beclomethasone on early and late asthmatic responses to allergen and the associated increase in airways hyperresponsiveness. *Clin Exp Allergy* 1996; 26: 909-17
24. Brogden RN, McTavish D. Acrivastine: a review of its pharmacological properties and therapeutic efficacy in allergic rhinitis, urticaria and related disorders. *Drugs* 1991 Jun; 41: 927-40
25. Campoli-Richards DM, Buckley MM, Fitton A. Cetirizine. A review of its pharmacological properties and clinical potential in allergic rhinitis, pollen-induced asthma, and chronic urticaria. *Drugs* 1990 Nov; 40: 762-81
26. Leynadier F, Bousquet J, Murrieta M, et al. Efficacy and safety of mizolastine in seasonal allergic rhinitis. The Rhinase Study Group. *Ann Allergy Asthma Immunol* 1996 Feb; 76: 163-8
27. Pelaéz A. Clinical efficacy of ebastine in the treatment and prevention of seasonal allergic rhinitis. *Drugs* 1996; 52 Suppl. 1: 35-8
28. Richards DM, Brogden RN, Heel RC, et al. Asten-fizole: a review of its pharmacodynamic properties and therapeutic efficacy. *Drugs* 1984 Jul; 28: 38-61
29. Simpson K, Jarvis B. Fexofenadine: a review of its use in the management of seasonal allergic rhinitis and chronic idiopathic urticaria. *Drugs* 2000 Feb; 59 (2): 301-21
30. Sorokin EM, Heel RC. Terfenadine: a review of its pharmacodynamic properties and therapeutic efficacy. *Drugs* 1985 Jan; 29: 34-56
31. Haria M, Fitton A, Peters DH. Loratadine: a reappraisal of its pharmacological properties and therapeutic use in allergic disorders. *Drugs* 1994; 48: 617-37
32. Ciprandi G, Ricca V, Tosca M, et al. Continuous antihistamine treatment controls allergic inflammation and reduces respiratory morbidity in children with mite allergy. *Allergy* 1999; 54: 358-65
33. ETAC-study-group. Allergic factors associated with the development of asthma and the influence of cetirizine in a double-blind, randomized, placebo-controlled trial: first results of ETAC. *Pediatr Allergy Immunol* 1998; 9: 116-24
34. Simons FE, Simons M. The pharmacology and use of H1-receptor-antagonist drugs. *N Engl J Med* 1994; 330: 1663-70
35. Renwick AG. The metabolism of antihistamines and drug interactions: the role of cytochrome P450 enzymes. *Clin Exp Allergy* 1999; 3: 116-24
36. Simons FE, Kesselman MS, Giddins NG, et al. Astemizole-induced torsade de pointes. *Lancet* 1988 Sep 10; II: 624
37. Barbey JT, Anderson M, Ciprandi G, et al. Cardiovascular safety of second-generation antihistamines. *Am J Rhinol* 1999; 13: 23 5-43
38. Crane JK, Shih HT. Syncope and cardiac arrhythmia due to an interaction between itraconazole and terfenadine. *Am J Med* 1993; 95: 445-6
39. Rankin AC. Non-sedating antihistamines and cardiac arrhythmia. *Lancet* 1997 Oct 18; 350: 1115-6
40. Woosley RL, Sale M. QT interval: a measure of drug action. *Am J Cardiol* 1993; 72: 36B43B
41. van Cauwenberge P, Bachert C, Passalacqua G, et al. Consensus statement on the treatment of allergic rhinitis. European Academy of Allergology and Clinical Immunology. *Allergy* 2000 Feb; 55 (2): 116-34
42. Chervinsky P, Georgitis J, Banov C, et al. Once daily loratadine versus astemizole once daily. *Ann Allergy* 1994 Aug; 73: 109-13
43. Wilil JA, Petersen BN, Petersen LN, et al. Effect of the non-sedative H1-receptor antagonist astemizole in perennial allergic and nonallergic rhinitis. *J Allergy Clin Immunol* 1985 Jun; 75: 720-7
44. Raemakers JG, O'Hanlon JF. Acrivastine, terfenadine and diphenhydramine effects on driving performance as a function of dose and time after dosing. *Eur J Clin Pharmacol* 1994; 47: 261-6

45. Falliers CJ, Brandon ML, Buchman E, et al. Double-blind comparison of cetirizine and placebo in the treatment of seasonal rhinitis. *Ann Allergy* 1991 Mar; 66: 257-62
46. McNeely W, Wiseman LR. Intranasal azelastine. A review of its efficacy in the management of allergic rhinitis. *Drugs* 1998 Jul; 56: 91-114
47. Noble S, McTavish D. Levocabastine. An update of its pharmacology, clinical efficacy and tolerability in the topical treatment of allergic rhinitis and conjunctivitis. *Drugs* 1995 Dec; 50: 1032-49
48. Rombaut N, Bliatti JZ, Curran S, et al. Effects of topical administration of levocabastine on psychomotor and cognitive function. *Ann Allergy* 1991; 67: 75-9
49. Wang D, Clement P, Smitz J, et al. The activity of recent anti-allergic drugs in the treatment of seasonal allergic rhinitis. *Acta Otorhinolaryngol Belg* 1996; 50: 25-32
50. Day JH, Briscoe MP, Clark RH, et al. Onset of action and efficacy of terfenadine, astemizole, cetirizine, and loratadine for the relief of symptoms of allergic rhinitis. *Ann Allergy Asthma Immunol* 1997 Aug; 79: 163-72
51. Frossard N, Lacrocnique J, Melac M, et al. Onset of action in the nasal antihistaminic effect of cetirizine and loratadine in patients with allergic rhinitis. *Allergy* 1997 Feb; 52: 205-9
52. Meltzer EO, Weiler JM, Widlitz MD. Comparative outdoor study of the efficacy, onset and duration of action, and safety of cetirizine, loratadine, and placebo for seasonal allergic rhinitis. *J Allergy Clin Immunol* 1996 Feb; 97: 617-26
53. Frossard N, Benabdesselam O, Melac M, et al. Nasal effect of cetirizine and loratadine at 24 hours in patients with allergic rhinitis. *Am J Ther* 1998 Sep; 5: 307-11
54. Terrien MH, Rahm F, Fellrath JM, et al. Comparison of the effects of terfenadine with fexofenadine on nasal provocation tests with allergen. *J Allergy Clin Immunol* 1999 Jun; 103: 1025-30
55. al-Muhaimeed H. A parallel-group comparison of astemizole and loratadine for the treatment of perennial allergic rhinitis. *J Int Med Res* 1997 Jul; 25: 175-81
56. Lobaton P, Moreno F, Coulie P. Comparison of cetirizine with astemizole in the treatment of perennial allergic rhinitis and study of the concomitant effect on histamine and allergen-induced wheal responses. *Ann Allergy* 1990 Nov; 65: 401-5
57. Murriss-Espin M, Melac M, Charpentier JC, et al. Comparison of efficacy and safety of cetirizine and ebastine in patients with perennial allergic rhinitis. *Ann Allergy Asthma Immunol* 1998 May; 80: 399-403
58. Renton P, Fidler C, Rosenberg R. Multicenter, crossover study of the efficacy and tolerability of terfenadine, 120 mg, versus cetirizine, 10 mg, in perennial allergic rhinitis. *Ann Allergy* 1991 Oct; 416-20
59. Bellioni P, Catalano B, Cervellera G, et al. Comparison of mizolastine with loratadine in the treatment of perennial allergic rhinitis. *Rhinology* 1996 Jun; 34: 101-4
60. Carlsen KH, Kramer J, Fagertun HE, et al. Loratadine and terfenadine in perennial allergic rhinitis. Treatment of non-responders to the one drug with the other drug. *Allergy* 1993 Aug; 48: 431-6
61. Day JH, Briscoe M, Widlitz MD. Cetirizine, loratadine, or placebo in subjects with seasonal allergic rhinitis: effects after controlled ragweed pollen challenge in an environmental exposure unit. *J Allergy Clin Immunol* 1998 May; 101: 638-45
62. Persi L, Demoly P, Harris AG, et al. Comparison between nasal provocation tests and skin tests in patients treated with loratadine and cetirizine. *J Allergy Clin Immunol* 1999 Apr; 103: 591-4
63. Gervais P, Bruttinan G, Pedrali P, et al. French multicentre double-blind study to evaluate the efficacy and safety of acrivastine as compared with terfenadine in seasonal allergic rhinitis. *J Int Med Res* 1989; 17 Suppl. 2: 47B-53B
64. Harcup JW, Hawkes G, Saul PA. The efficacy and sedative profile of astemizole and cetirizine in the treatment of grass pollen hayfever in general practice. *Br J Clin Pract* 1993 May; 47: 131-5
65. Bonifazi F, Provinciali L, Antonicelli L, et al. Comparative study of terfenadine and cetirizine in hay fever: assessment of efficacy and central nervous system effects. *J Investig Allergol Clin Immunol* 1995 Jan; 5: 40-6
66. Caiaffa MF, Iudice A, Macchia L, et al. Multicenter double-blind comparative study of terfenadine and cetirizine in hay fever. *J Invest Allergol Clin Immunol* 1992 May; 2: 162-6
67. Gehanno P, Bremard-Oury C, Zeisser P. Comparison of ebastine to cetirizine in seasonal allergic rhinitis in adults. *Ann Allergy Asthma Immunol* 1996 Jun; 76: 507-12
68. Howarth PH, Stem NIA, Roi L, et al. Double-blind, placebo-controlled study comparing the efficacy and safety of fexofenadine hydrochloride (120 and 180 mg once daily) and cetirizine in seasonal allergic rhinitis. *J Allergy Clin Immunol* 1999 Nov; 104: 927-33
69. Sabbah A, Daele J, Wade AG, et al. Comparison of the efficacy, safety, and onset of action of mizolastine, cetirizine, and placebo in the management of seasonal allergic rhinoconjunctivitis. MIZOCET Study Group. *Ann Allergy Asthma Immunol* 1999 Oct; 83: 319-25
70. Olsen OT, Nuchel PL, Hoi L, et al. Comparison of loratadine and terfenadine in allergic seasonal rhinoconjunctivitis with emphasis on nasal stuffiness and peak flow. *Arzneimittelforschung* 1992 Oct; 42: 1227-31
71. Berkowitz RB, Dockhom R, Lockey P, et al. Comparison of efficacy, safety, and skin test inhibition of cetirizine and astemizole. *Ann Allergy Asthma Immunol* 1996 Apr; 76: 363-8
72. Cohen B, Gehanno P. Comparison of the efficacy of ebastine 10mg and 20mg once daily with that of cetirizine 10mg once daily in adults with seasonal allergic rhinitis: a multicentre double-blind study. *Drugs* 1996; 52 Suppl. 1: 26-9; 26-9
73. Lockey RF, Widlitz MD, Mitchell DQ, et al. Comparative study of cetirizine and terfenadine versus placebo in the symptomatic management of seasonal allergic rhinitis. *Ann Allergy Asthma Immunol* 1996 May; 76: 448-54
74. Baroody FM, Lim MC, Proud D, et al. Effects of loratadine and terfenadine on the induced nasal allergic reaction. *Arch Otolaryngol Head Neck Surg* 1996 Mar; 122: 309-16
75. Boner AL, Richelli C, Castellani C, et al. Comparison of the effects of loratadine and astemizole in the treatment of children with seasonal allergic rhinoconjunctivitis. *Allergy* 1992 Apr; 47: 98-102
76. Sienra-Monge JJ, Gazca-Aguilar A, Del Rio-Navarro B. Double-blind comparison of cetirizine and loratadine in children ages 2 to 6 years with perennial allergic rhinitis. *Am J Allergy* 1999 May; 6: 149-55
77. Charpin D, Godard P, Garay RP, et al. A multicenter clinical study of the efficacy and tolerability of azelastine nasal spray in the treatment of seasonal allergic rhinitis: a comparison with oral cetirizine. *Eur Arch Otorhinolaryngol* 1995; 252: 455-8
78. Passali D, Piragine F. A comparison of azelastine nasal spray and cetirizine tablets in the treatment of allergic rhinitis. *J Int Med Res* 1994 Jan; 22: 17-23

79. Conde HD, Palma AJ, Delgado RJ. Comparison of azelastine nasal spray and oral ebastine in treating seasonal allergic rhinitis. *Curr Med Res Opin* 1995; 13: 299-304
80. Gambardella R. A comparison of the efficacy of azelastine nasal spray and loratadine tablets in the treatment of seasonal allergic rhinitis. *J Int Med Res* 1993 Sep; 21: 268-75
81. Gastpar H, Nolte D, Aurich R, et al. Comparative efficacy of azelastine nasal spray and terfenadine in seasonal and perennial rhinitis. *Allergy* 1994 Mar; 49: 152-8
82. Bahmer FA, Ruprecht KW. Safety and efficacy of topical levocabastine compared with oral terfenadine. *Ann Allergy* 1994 May; 72: 429-34
83. Sohoel P, Freng BA, Kramer J, et al. Topical levocabastine compared with orally administered terfenadine for the prophylaxis and treatment of seasonal rhinoconjunctivitis. *J Allergy Clin Immunol* 1993 Jul; 92: 73-81
84. The Livostin Study Group. A comparison of topical levocabastine and oral terfenadine in the treatment of allergic rhinoconjunctivitis. *Allergy* 1993 Oct; 48: 530-4
85. Swedish GP Allergy Team. Topical levocabastine compared with oral loratadine for the treatment of seasonal allergic rhinoconjunctivitis. *Allergy* 1994 Sep; 49: 611-5
86. Mygind N, Lund V. Topical corticosteroid therapy of rhinitis. *Clin Immunother* 1996; 5: 122-36
87. Beato M. Gene regulation by steroid hormones. *Cell* 1989; 56: 335-44
88. Cato AC, Wade E. Molecular mechanisms of antiinflammatory action of glucocorticoids. *Bioessays* 1996; 18: 371-8
89. Godthelp T, Holm AF, Blom H, et al. The effect of fluticasone propionate aqueous nasal spray on nasal mucosal inflammation in perennial allergic rhinitis. *Allergy* 1995; 50: 21-4
90. Holm AF, Fokkens WJ, Godthelp T, et al. Effect of 3 months' nasal steroid therapy on nasal T cells and Langerhans cells in patients suffering from allergic rhinitis. *Allergy* 1995 Mar; 50: 204-9
91. Holt PG, Thomas JA. Steroids inhibit uptake and/or processing but not presentation of antigen by airway dendritic cells. *Immunology* 1997; 91: 145-50
92. Gomez E, Clague JE, Gatland D, et al. Effect of topical corticosteroids on seasonally induced increases in nasal mast cells. *BMJ* 1988 Jun 4; 296: 1572-3
93. Pipkorn U, Enerback L. Nasal mucosal mast cells and histamine in hay fever. Effect of topical glucocorticoid treatment. *Int Arch Allergy Appl Immunol* 1987; 84: 123-8
94. Bascom R, Wachs M, Naclerio R, et al. Basophil influx occurs after nasal antigen challenge: effects of topical corticosteroid pretreatment. *J Allergy Clin Immunol* 1988; 81: 580-9
95. Pipkorn U, Proud D, Lichtenstein LM, et al. Inhibition of mediator release in allergic rhinitis by pretreatment with topical glucocorticosteroids. *N Engl J Med* 1987 Jun 11; 316: 1506-10
96. Nielsen LP, Bjerke T, Christensen NW, et al. Eosinophil markers in seasonal allergic rhinitis. Intranasal fluticasone propionate inhibits local and systemic increases during the pollen season. *Allergy* 1998 Aug; 53: 778-85
97. Schleimer RP, Bochner BS. The effects of glucocorticoids on human eosinophils. *J Allergy Clin Immunol* 1994; 94: 1202-13
98. Rolfe FG, Hughes JM, Armour CL, et al. Inhibition of interleukin-5 gene expression by dexamethasone. *Immunology* 1992; 77: 494-9
99. Robinson D, Hamid Q, Ying S, et al. Prednisolone treatment in asthma is associated with modulation of bronchoalveolar lavage cell interleukin-4, interleukin-5 and interferon-gamma cytokine gene expression. *Am Rev Respir Dis* 1993; 148: 401-6
100. Weido AJ, Reece LM, Alarn R, et al. Intranasal fluticasone propionate inhibits recovery of chemokines and other cytokines in nasal secretions in allergen-induced rhinitis. *Ann Allergy Asthma Immunol* 1996 Nov; 77: 407-15
101. Rak S, Jacobson MR, Sudderick RM, et al. Influence of prolonged treatment with topical corticosteroid (fluticasone propionate) on early and late phase nasal responses and cellular infiltration in the nasal mucosa after allergen challenge. *Clin Exp Allergy* 1994 Oct; 24: 930-9
102. Naclerio RM, Adkinson NFJ, Creticos PS, et al. Intranasal steroids inhibit seasonal increases in ragweed-specific immunoglobulin E antibodies. *J Allergy Clin Immunol* 1993 Nov; 92: 717-21
103. Pullerits T, Praks L, Sjostrand M, et al. An intranasal glucocorticoid inhibits the increase of specific IgE initiated during birch pollen season. *J Allergy Clin Immunol* 1997 Nov; 100: 601-5
104. Edwards TB. Effectiveness and safety of beclomethasone dipropionate, an intranasal corticosteroid, in the treatment of patients with allergic rhinitis. *Clin Ther* 1995 Nov; 17: 1032-41
105. Brogden RN, McTavish D. Budesonide. An updated review of its pharmacological properties, and therapeutic efficacy in asthma and rhinitis. *Drugs* 1992; 44: 375-407
106. Pakes GE, Brogden RN, Heel RD, et al. Flunisolide: a review of its pharmacological properties and therapeutic efficacy in rhinitis. *Drugs* 1980 Jun; 19: 397-411
107. Wiseman LR, Benfield P. Intranasal fluticasone propionate. A reappraisal of its pharmacology and clinical efficacy in the treatment of rhinitis. *Drugs* 1997; 53: 885-907
108. Onrust SV, Lamb HM. Mometasone furoate. A review of its intranasal use in allergic rhinitis. *Drugs* 1998 Oct; 56: 725-45
109. Jeal W, Faulds D. Triamcinolone acetonide. A review of its pharmacological properties and therapeutic efficacy in the management of allergic rhinitis. *Drugs* 1997 Feb; 53: 257-80
110. Aubier M, Levy J, Clerici C, et al. Different effects of nasal and bronchial glucocorticosteroid administration on bronchial hyperresponsiveness in patients with allergic rhinitis. *Am Rev Respir Dis* 1992 Jul; 146: 122-6
111. Corren J, Adinoff AD, Buchmeier AD, et al. Nasal beclomethasone prevents the seasonal increase in bronchial responsiveness in patients with allergic rhinitis and asthma. *J Allergy Clin Immunol* 1992 Aug; 90: 250-6
112. Foresi A, Pelucchi A, Gherson G, et al. Once daily intranasal fluticasone propionate (200 micrograms) reduces nasal symptoms and inflammation but also attenuates the increase in bronchial responsiveness during the pollen season in allergic rhinitis. *J Allergy Clin Immunol* 1996 Aug; 98: 274-82
113. Reed CE, Marcoux JP, Welsh PW. Effects of topical nasal treatment on asthma symptoms. *J Allergy Clin Immunol* 1988 May; 81: 1042-7
114. Wood RA, Eggleston PA. The effects of intranasal steroids on nasal and pulmonary responses to cat exposure. *Am J Respir Crit Care Med* 1995 Feb; 151: 315-20
115. Henriksen J, Wenzel A. Effects of intranasally administered corticosteroid (budesonide) on nasal obstruction, mouth breathing and asthma. *Am Rev Respir Dis* 1984; 130: 1014-8
116. Berkowitz RB, Bemstein DJ, LaForce C, et al. Onset of action of mometasone furoate nasal spray (NASONEX) in seasonal allergic rhinitis. *Allergy* 1999 Jan; 54: 64-9
117. Lumry WR. A review of the preclinical and clinical data of newer intranasal steroids used in the treatment of allergic rhinitis. *J Allergy Clin Immunol* 1999 Oct; 104 (4 Pt 1): S150-8

118. Selner JC, Weber RW, Richmond GW, et al. Onset of action of aqueous beclomethasone dipropionate nasal spray in seasonal allergic rhinitis. *Clin Ther* 1995 Nov; 17: 1099-109
119. Day JH, Briscoe MP, Rafeiro E, et al. Onset of action of intranasal budesonide (Rhinocort aqua) in seasonal allergic rhinitis studied in a controlled exposure model. *J Allergy Clin Immunol* 2000 Mar; 105 (3): 489-94
120. Holm AF, Fokkens WJ, Godthelp T, et al. A 1-year placebo-controlled study of intranasal fluticasone propionate aqueous nasal spray in patients with perennial allergic rhinitis: a safety and biopsy study. *Clin Otolaryngol* 1998 Feb; 23: 69-73
121. Banov CH, Woeffler TB, LaForce CF, et al. Once daily intranasal fluticasone propionate is effective for perennial allergic rhinitis. *Ann Allergy* 1994 Sep; 73: 240-6
122. Bliatnia M, Campbell LM, Ross JR, et al. Intranasal budesonide once daily in seasonal allergic rhinitis. *Curr Med Res Opin* 1991; 12: 287-95
123. Drouin M, Yang WH, Bertrand B, et al. Once daily mometasone furoate aqueous nasal spray is as effective as twice daily beclomethasone dipropionate for treating perennial allergic rhinitis patients. *Ann Allergy Asthma Immunol* 1996 Aug; 77: 153-60
124. Munch E, Gomez G, Harris C, et al. An open comparison of dosage frequencies of beclomethasone dipropionate in seasonal allergic rhinitis. *Clin Allergy* 1981 May; 11: 303-9
125. Nathan RA, Bronsky EA, Fireman P, et al. Once daily fluticasone propionate aqueous nasal spray is an effective treatment for seasonal allergic rhinitis. *Ann Allergy* 1991 Sep; 67: 332-8
126. Dolovich J, O'Connor M, Steptner N, et al. Double-blind comparison of intranasal fluticasone propionate, 200 micrograms, once daily with 200 micrograms twice daily in the treatment of patients with severe seasonal allergic rhinitis to ragweed. *Ann Allergy* 1994 May; 72: 435-40
127. Toft A, Wihl JA, Toxman J, et al. Double-blind comparison between beclomethasone dipropionate as aerosol and as powder in patients with nasal polyposis. *Clin Allergy* 1982 Jul; 12: 391-401
128. Andersson M, Berglund R, Greiff L, et al. A comparison of budesonide nasal dry powder with fluticasone propionate aqueous nasal spray in patients with perennial allergic rhinitis. *Rhinology* 1995 Mar; 33: 18-21
129. LaForce C. Use of nasal steroids in managing allergic rhinitis. *J Allergy Clin Immunol* 1999 Mar; 103: S388-S94
130. Cervin A, Andersson M. Intranasal steroids and septum perforation - an overlooked complication? A description of the course of events and a discussion of the causes. *Rhinology* 1998 Sep; 36: 1283-2
131. Soderberg-Warner ML. Nasal septal perforation associated with topical corticosteroid therapy. *J Pediatr* 1984 Nov; 105: 840-1
132. Pipkorn U, Pukander J, Suonpaa J, et al. Long-term safety of budesonide nasal aerosol: a 5.5-year follow-up study. *Clin Allergy* 1988 May; 18: 253-9
133. Brown HM, Storey G, Jackson FA. Beclomethasone dipropionate aerosol in treatment of perennial and seasonal rhinitis: a review of five years' experience. *Br J Clin Pharmacol* 1977; 4: 283-6
134. Holm AF, Godthelp T, Fokkens WJ, et al. Long-term effects of corticosteroid nasal spray on nasal inflammatory cells in patients with perennial allergic rhinitis. *Clin Exp Allergy* 1999 Oct; 29: 1356-66
135. Howland WC. Fluticasone propionate: topical or systemic effects? *Clin Exp Allergy* 1996 May; Suppl. 3: 18-22
136. Vargas R, Dockhom RJ, Findlay SR, et al. Effect of fluticasone propionate aqueous nasal spray versus oral prednisone on the hypothalamic-pituitary-adrenal axis. *J Allergy Clin Immunol* 1998 Aug; 102: 191-7
137. Wilson AM, Sims W, McFarlane LC, et al. Effects of intranasal corticosteroids, on adrenal, bone, and blood markers of systemic activity in allergic rhinitis. *J Allergy Clin Immunol* 1998 Oct; 102: 598-604
138. Wolthers OD, Pedersen S. Knemometric assessment of systemic activity of once daily intranasal dry powder budesonide in children. *Allergy* 1994 Feb; 49: 96-9
139. Skoner D, Rachelefsky G, Meltzer E, et al. Detection of growth suppression in children during treatment with intranasal beclomethasone dipropionate. *Pediatrics* 2000; 105: e23
140. Agertoft L, Pedersen S. Short-term lower leg growth rate in children with rhinitis treated with intranasal mometasone furoate and budesonide. *J Allergy Clin Immunol* 1999 Nov; 104: 948-52
141. Passalacqua G, Albano M, Canonica GW, et al. Inhaled and nasal corticosteroids: safety aspects. *Allergy* 2000; 55: 16-33
142. Scadding GK, Lund VJ, Jacques LA, et al. A placebo-controlled study of fluticasone propionate aqueous nasal spray and beclomethasone dipropionate in perennial rhinitis: efficacy in allergic and nonallergic perennial rhinitis. *Clin Exp Allergy* 1995 Aug; 25: 737-43
143. van As A, Bronsky EA, Dockhom RJ, et al. Once daily fluticasone propionate is as effective for perennial allergic rhinitis as twice daily beclomethasone dipropionate. *J Allergy Clin Immunol* 1993 Jun; 91: 1146-54
144. Mandi M, Nolop K, Lutsky BN. Comparison of once daily mometasone furoate (Nasonex) and fluticasone propionate aqueous nasal sprays for the treatment of perennial rhinitis. 194-79 Study Group. *Ann Allergy Asthma Immunol* 1997 Oct; 79: 370-8
145. Haye R, Gomez EG. A multicentre study to assess long-term use of fluticasone propionate aqueous nasal spray in comparison with beclomethasone dipropionate aqueous nasal spray in the treatment of perennial rhinitis. *Rhinology* 1993 Dec; 31: 169-74
146. Svendsen-UG, Frolund L, Madsen F, et al. Beclomethasone dipropionate versus flunisolide as topical steroid treatment in patients with perennial rhinitis. *Clin Otolaryngol* 1989 Oct; 14: 441-5
147. al-Mohaimeid H. A parallel-group comparison of budesonide and beclomethasone dipropionate for the treatment of perennial allergic rhinitis in adults. *J Int Med Res* 1993 Mar; 21: 67-77
148. Adamopoulos G, Manolopoulos L, Giotakis I. A comparison of the efficacy and patient acceptability of budesonide and beclomethasone dipropionate aqueous nasal sprays in patients with perennial rhinitis. *Clin Otolaryngol* 1995 Aug; 20: 340-4
149. Day J, Carrillo T. Comparison of the efficacy of budesonide and fluticasone propionate aqueous nasal spray for once daily treatment of perennial allergic rhinitis. *J Allergy Clin Immunol* 1998 Dec; 102: 902-8
150. McAllen MK, Portillo PR, Parr EJ, et al. Intranasal flunisolide, placebo and beclomethasone dipropionate in perennial rhinitis. *Br J Dis Chest* 1980 Jan; 74: 32-6
151. Sahay JN, Chatterjee SS, Engler C. A comparative trial of flunisolide and beclomethasone dipropionate in the treatment of perennial allergic rhinitis. *Clin Allergy* 1980 Jan; 10: 65-70
152. Graft D, Aaronson D, Chervinsky P, et al. A placebo- and active-controlled randomized trial of prophylactic treatment of

- seasonal allergic rhinitis with mometasone furoate aqueous nasal spray. *J Allergy Clin Immunol* 1996 Oct; 98: 724-31
153. Hebert JP, Nolop K, Lutsky BN. Once-daily mometasone furoate aqueous nasal spray (Nasonex) in seasonal allergic rhinitis: an active- and placebo-controlled study. *Allergy* 1996 Aug; 51: 569-76
 154. Ratner PH, Paull BR, Findlay SR, et al. Fluticasone propionate given once daily is as effective for seasonal allergic rhinitis as beclomethasone dipropionate given twice daily. *J Allergy Clin Immunol* 1992 Sep; 90: 285-91
 155. Vanzieleghem NIA, Juniper EF. A comparison of budesonide and beclomethasone dipropionate nasal aerosols in ragweed-induced rhinitis. *J Allergy Clin Immunol* 1987 Jun; 79: 887-92
 156. Sipila P, Sorri M, Ojala K, et al. Comparative trial of flunisolide and beclomethasone dipropionate nasal sprays inpatients with seasonal allergic rhinitis. *Allergy* 1983 Jul; 38: 303-7
 157. Aasand G, Etholm BO, Skjostad M, et al. Flunisolide nasal spray compared to beclomethasone dipropionate in the treatment of seasonal rhinitis. *Rhinology* 1982 Dec; 20: 205-11
 158. Langrick AF. Comparison of flunisolide and beclomethasone dipropionate in seasonal allergic rhinitis. *Curr Med Res Opin* 1984; 9: 290-5
 159. Pipkorn U, Geterud A. A comparative trial testing budesonide and flunisolide nasal sprays in patients with seasonal allergic rhinitis. *Arm Allergy* 1984 Mar; 52: 183-6
 160. Small P, Houle PA, Day JH, et al. A comparison of triamcinolone acetonide nasal aerosol spray and fluticasone propionate aqueous solution spray in the treatment of spring allergic rhinitis. *J Allergy Clin Immunol* 1997 Nov; 100: 592-5
 161. Pipkorn U. Hay fever treatment with budesonide and beclomethasone dipropionate twice daily - a clinical comparison. *Rhinology* 1983 Dec; 21: 335-40
 162. McArthur JG. A comparison of budesonide and beclomethasone dipropionate sprays in the treatment of seasonal allergic rhinitis. *Clin Otolaryngol* 1994 Dec; 19: 537-42
 163. Stern MA, Dahl P, Nielsen LP, et al. A comparison of aqueous suspensions of budesonide nasal spray (128 micrograms and 256 micrograms once daily) and fluticasone propionate nasal spray (200 micrograms once daily) in the treatment of adult patients with seasonal allergic rhinitis. *Am J Rhinol* 1997 Jul; 11: 323-30
 164. Robinson AC, Cherry JR, Daly S. Double-blind cross-over trial comparing beclomethasone dipropionate and terfenadine in perennial rhinitis. *Clin Exp Allergy* 1989 Sep; 19: 569-73
 165. Bunnag Q, Jareoncharsri P, Wong EC. A double-blind comparison of nasal budesonide and oral astemizole for the treatment of perennial rhinitis. *Allergy* 1992 Aug; 47: 313-7
 166. Sibbald B, Hilton S, D'Souza M. An open cross-over trial comparing two doses of astemizole and beclomethasone dipropionate in the treatment of perennial rhinitis. *Clin Allergy* 1986 May; 16: 203-11
 167. Davies RJ, Lund VJ, Harten-Ash VJ. The effect of intranasal azelastine and beclomethasone on the symptoms and signs of nasal allergy in patients with perennial allergic rhinitis. *Rhinology* 1993 Dec; 31: 159-64
 168. Stern MA, Wade AG, Ridout SM, et al. Nasal budesonide offers superior symptom relief in perennial allergic rhinitis in comparison to nasal azelastine. *Ann Allergy Asthma Immunol* 1998 Oct; 81: 354-8
 169. van de Heyning PH, van HJ, Creten W, et al. Effect of topical levocabastine on allergic and non-allergic perennial rhinitis. A double-blind study, levocabastine vs. placebo, followed by an open, prospective, single-blind study on beclomethasone. *Allergy* 1988 Jul; 43: 386-91
 170. Beswick KB, Kenyon GS, Cherry JR. A comparative study of beclomethasone dipropionate aqueous nasal spray with terfenadine tablets in seasonal allergic rhinitis. *Curr Med Res Opin* 1985; 9: 5607
 171. Lancer JM, Jones AS, Stevens JC, et al. A comparison by rhinomanometry of beclomethasone and terfenadine in the treatment of seasonal rhinitis. *J Laryngol Otol* 1987; 101: 350-4
 172. Darnell R, Pecoud A, Richards DH. A double-blind comparison of fluticasone propionate aqueous nasal spray, terfenadine tablets and placebo in the treatment of patients with seasonal allergic rhinitis to grass pollen. *Clin Exp Allergy* 1994 Dec; 24: 1144-50
 173. van Bavel J, Findlay SR, Hampel FCJ, et al. Intranasal fluticasone propionate is more effective than terfenadine tablets for seasonal allergic rhinitis. *Arch Intern Med* 1994 Dec 12; 154: 2699-704
 174. Frolund L. Efficacy of an oral antihistamine, loratadine, as compared with a nasal steroid spray, beclomethasone dipropionate, in seasonal allergic rhinitis. *Clin Otolaryngol* 1991 Dec; 16: 527-31
 175. Condemni J, Schulz R, Lim J. Triamcinolone acetonide aqueous nasal spray versus loratadine in seasonal allergic rhinitis: efficacy and quality of life. *Ann Allergy Asthma Immunol* 2000 May; 84: 533-8
 176. Schoenwetter W, Lim J. Comparison of intranasal triamcinolone acetonide with oral loratadine for the treatment of patients with seasonal allergic rhinitis. *Clin Ther* 1995 May; 17: 479-92
 177. Gehanno P, Desfougeres JL. Fluticasone propionate aqueous nasal spray compared with oral loratadine in patients with seasonal allergic rhinitis. *Allergy* 1997 Apr; 52: 445-50
 178. Jordana G, Dolovich J, Briscoe MP, et al. Intranasal fluticasone propionate versus loratadine in the treatment of adolescent patients with seasonal allergic rhinitis. *J Allergy Clin Immunol* 1996 Feb; 97: 588-95
 179. Salomonsson P, Götberg L, Heilbom H, et al. Efficacy of an oral antihistamine, astemizole, as compared to a nasal steroid spray in hay fever. *Allergy* 1988 Apr; 43: 214-8
 180. Wood SF. Oral antihistamine or nasal steroid in hay fever: a double-blind double-dummy comparative study of once daily oral astemizole vs twice daily nasal beclomethasone dipropionate. *Clin Allergy* 1986 May; 16: 195-201
 181. Bernstein DI, Creticos PS, Busse WW, et al. Comparison of triamcinolone acetonide nasal inhaler with astemizole in the treatment of ragweed-induced allergic rhinitis. *J Allergy Clin Immunol* 1996 Mar; 97: 749-55
 182. Vervloet D, Charpin D, Desfougeres X. Intranasal fluticasone once daily compared with once daily cetirizine in the treatment of seasonal allergic rhinitis. *Clin Drug Invest* 1997; 13: 291-8
 183. Weiner JM, Abramson MJ, Puy RM. Intranasal corticosteroids versus oral H1 receptor antagonists in allergic rhinitis: systematic review of randomized controlled trials. *BMJ* 1998 Dec 12; 317: 1624-
 184. Newson-Smith G, Powell M, Baelire M, et al. A placebo controlled study comparing the efficacy of intranasal azelastine and beclomethasone in the treatment of seasonal allergic rhinitis. *Eur Arch Otorhinolaryngol* 1997; 254: 236-41
 185. Pelucchi A, Chiapparino A, Mastropasqua B, et al. Effect of intranasal azelastine and beclomethasone dipropionate on nasal symptoms, nasal cytology, and bronchial responsiveness to methacholine in allergic rhinitis in response to grass pollens. *J Allergy Clin Immunol* 1995 Feb; 95: 515-23

186. Dorow P, Aurich R, Petzold U. Efficacy and tolerability of azelastine nasal spray in patients with allergic rhinitis compared to placebo and budesonide. *Arzneimittelforschung* 1993 Aug; 43: 909-12
187. Wang D, Smitz J, De Waele M, et al. Effect of topical applications of budesonide and azelastine on nasal symptoms, eosinophil count and mediator release in atopic patients after nasal allergen challenge during the pollen season. *Int Arch Allergy Immunol* 1997 Oct; 114: 185-92
188. Svensson C, Andersson M, Greiff L, et al. Effects of topical budesonide and levocabastine on nasal symptoms and plasma exudation responses in seasonal allergic rhinitis. *Allergy* 1998 Apr; 53: 367-74
189. Di Lorenzo G, Gervasi F, Drago A, et al. Comparison of the effects of fluticasone propionate, aqueous nasal spray and levocabastine on inflammatory cells in nasal lavage and clinical activity during the pollen season in seasonal rhinitis. *Clin Exp Allergy* 1999 Oct; 29: 1367-77
190. Ortolani C, Foresi A, Di Lorenzo G, et al. A double-blind, placebo-controlled comparison of treatment with fluticasone propionate and levocabastine in patients with seasonal allergic rhinitis. *FLNC02 Italian Study Group. Allergy* 1999 Nov; 54: 1173-80
191. Juniper EF, Kline PA, Hargreave FE, et al. Comparison of beclomethasone dipropionate aqueous nasal spray, astemizole, and the combination in the prophylactic treatment of ragweed pollen-induced rhinoconjunctivitis. *J Allergy Clin Immunol* 1989 Mar; 83: 627-33
192. Ratner PH, van Bavel J, Martin BG, et al. A comparison of the efficacy of fluticasone propionate aqueous nasal spray and loratadine, alone and in combination, for the treatment of seasonal allergic rhinitis. *J Fam Pract* 1998 Aug; 47: 118-25
193. Simpson RJ. Budesonide and terfenadine, separately and in combination, in the treatment of hay fever. *Ann Allergy* 1994 Dec; 73: 497-502
194. Brooks CD, Francom SF, Peel BG, et al. Spectrum of seasonal allergic rhinitis symptom relief with topical corticoid and oral antihistamine given singly or in combination. *Am J Rhinol* 1996; 10: 193-9
195. Backhouse CI, Finnamore VP, Gosden CW. Treatment of seasonal allergic rhinitis with flunisolide and terfenadine. *J Int Med Res* 1986; 14: 35-41
196. Juniper EF, Guyatt GH, Ferrie PJ, et al. First-line treatment of seasonal (ragweed) rhinoconjunctivitis. A randomized management trial comparing a nasal steroid spray and a nonsedating antihistamine. *CMAJ* 1997 Apr 15; 156: 1123-31
197. Kozma CM, Schulz RM, Sclar DA, et al. A comparison of costs and efficacy of intranasal fluticasone propionate and terfenadine tablets for seasonal allergic rhinitis. *Clin Ther* 1996 Mar; 18: 334-46
198. Berka C, Chin W. Fluticasone propionate intranasal steroid: cost-effectiveness vs antihistamines. *J Allergy Clin Immunol* 1994; 93: 165
199. Slater JW, Zechin AD, Haxby DG. Second-generation antihistamines: a comparative review. *Drugs* 1999 Jan; 57: 31-47
200. Dykewicz MS, Fineman S. Executive summary of Joint Task Force Practice Parameters on Diagnosis and Management of Rhinitis. *Ann Allergy Asthma Immunol* 1998; 81: 463-8

Correspondence and offprints: Dr Lars Peter Nielsen, Department of Clinical Pharmacology, The Bartholin Building, University of Aarhus, DK-8000, Aarhus, Denmark.
E-mail: lpn@dadlnet.dk

WISCONSIN Information Retrieval
For Business and Industry

TECH SEARCH

WTS Number: 698305



Request Date: 7/20/11 9:17 AM

Conf Number: 220698

Requester: Timothy Jones

Sterne Kessler Goldstein & Fox
1100 New York Avenue, NW, Suite 900

Washington, DC 20005

RUSH

Company Phone: 202-371-2600

Delivery: Email

Requester Phone: 202-772-8789

Instructions:

Fax: 202-371-2540

Requester Email: Tjones@skgf.com

Send-To Email: Tjones@skgf.com

Reference: 2286.0880000

2.Salib RJ;Howarth PH-Drug Saf 26(12):pgs.863-93,2003

Med/ a 7D834

An outreach service of the Kurt F. Wendt Library, University of Wisconsin - Madison
Email: wts@engr.wisc.edu | Web: http://www.wisc.edu/techsearch | Phone: (608) 262-5917

0114-5916

Requester assumes responsibility for copyright compliance.

Refer Off Campus

DrugTM Safety

2003, Vol. 26, No. 12 (pp. 829-911)

ISSN: 0114-5916

Leading Articles

Pharmacovigilance of Herbal Medicines
Benefit-Risk Analysis: Proposed Quantitative Approaches

Review Article

Intranasal Antihistamines and Intranasal
Corticosteroids in Allergic Rhinitis

Original Research Article

Adverse Effects of ACE Inhibitors in Heart Failure

PHARMACY LIBRARY
UNIVERSITY OF WISCONSIN

OCT 02 2003

Madison, WI 53705

Available Online


adis
INTERNATIONAL
A Wolters Kluwer Company

AUCKLAND • BARCELONA • BUENOS AIRES • CHESTER • HONG KONG • MADRID • MILAN
MUNICH • OSAKA • PARIS • PARSIPPANY • PHILADELPHIA • ROME • SÃO PAULO • TOKYO

International Editorial Board

F.Y. Aoki, *Winnipeg, MN, Canada*
 B. Bannwarth, *Bordeaux, France*
 J. Barnes, *London, England*
 N.L. Benowitz, *San Francisco, CA, USA*
 J-F. Bergmann, *Paris, France*
 F.M.C. Besag, *Clapham, England*
 N. Buckley, *Woden, ACT, Australia*
 P.A. Chyka, *Memphis, TN, USA*
 D.M. Coulter, *Dunedin, New Zealand*
 R.O. Day, *Sydney, NSW, Australia*
 N. Dunn, *Southampton, England*
 I.R. Edwards, *Uppsala, Sweden*
 A.C.G. Egberts, *Utrecht, The Netherlands*
 K. Ghose, *Dunedin, New Zealand*
 L. Howes, *Kogarah, NSW, Australia*
 J-R. Laporte, *Barcelona, Spain*
 D.H. Lawson, *Glasgow, Scotland*
 B.J. Lipworth, *Dundee, Scotland*
 T. Litovitz, *Washington, DC, USA*
 R. Meyboom, *'s-Hertogenbosch, The Netherlands*
 J-L. Montastruc, *Toulouse, France*
 M. Moore, *Toronto, ON, Canada*
 J. Moseley, *London, England*
 G.J. Moyle, *London, England*
 C.A. Naranjo, *Toronto, ON, Canada*
 P.J. Nicholls, *Cardiff, Wales*
 R.I. Ogilvie, *Toronto, ON, Canada*
 D.R. Owens, *Penarth, Wales*
 S. Shakir, *Southampton, England*
 N. Shear, *Toronto, ON, Canada*
 D.A. Sica, *Richmond, VA, USA*
 O. Spigset, *Trondheim, Norway*
 E.P. van Puijenbroek, *'s-Hertogenbosch, The Netherlands*
 G.N. Volans, *London, England*
 L.V. Wilton, *Southampton, England*
 M. Winkler, *Hannover, Germany*
 I.C.K. Wong, *London, England*

Aim and Scope: *Drug Safety* advances the rational use of pharmacotherapy by providing a programme of review articles offering guidance for safe and effective drug utilisation and prescribing.

The Journal includes:

- Leading/current opinion articles providing an overview of contentious or emerging issues
- Definitive reviews on the epidemiology, clinical features, prevention and management of adverse effects of an individual drug or drug class when given at therapeutic dosages or following overdose
- Benefit-risk assessments providing an in-depth review of adverse effects and efficacy data for a drug in a specific disease to place the benefit-risk relationship in clear perspective
- Practical reviews covering drug use in particular 'at-risk' patient groups to achieve optimal outcomes
- Concept reviews covering issues in pharmacovigilance, risk minimisation and medication error prevention
- Original research articles will also be considered for publication.

All manuscripts are subject to peer review by international experts. Letters to the editor are welcomed and will be considered for publication.

Editor: Rosie Stather

Publication Manager: June B. Hearne

Editorial Office and Inquiries: Adis International Ltd, 41 Centorian Drive, Private Bag 65901, Mairangi Bay, Auckland 1311, New Zealand. Information on the preparation of manuscripts will be provided to authors.

E-mail: drugsafety@adis.co.nz <http://www.adis.com/drugsafety>

Drug Safety (ISSN 0114-5916) is published as 1 volume with 15 issues by Adis International Limited. Annual 2003 institutional subscription price: \$US1725. Personal subscription rate: \$US195. For 2003, all subscriptions to Adis titles will include electronic access at no extra cost. (Further subscription information is given at the back of each issue.)

Policy Statement: Although great care has been taken in compiling the content of this publication, the publisher and its servants are not responsible or in any way liable for the currency of the information, for any errors, omissions or inaccuracies, or for any consequences arising therefrom. Inclusion or exclusion of any product does not imply its use is either advocated or rejected. Use of trade names is for product identification only and does not imply endorsement. Opinions expressed do not necessarily reflect the views of the Publisher, Editor or Editorial Board.

Copyright: © Adis Data Information BV 2003. All rights reserved throughout the world and in all languages. No part of this publication may be reproduced, transmitted or stored in any form or by any means either mechanical or electronic, including photocopying, recording, or through an information storage and retrieval system, without the written permission of the copyright holder.

The appearance of the code at the top of the first page of an article in this journal indicates the copyright owner's consent that copies of the article may be made for the personal or internal use of specific clients. This consent is given provided that the fee of \$US30 per copy is paid directly to the Copyright Clearance Center Inc., 222 Rosewood Drive, Danvers, Massachusetts 01923, USA, for copying beyond that permitted by sections 107 or 108 of the US Copyright Law. This consent does not extend to other kinds of copying such as copying for general distribution, for advertising or promotional purposes, for creating new collective works, or for resale.

Safety and Tolerability Profiles of Intranasal Antihistamines and Intranasal Corticosteroids in the Treatment of Allergic Rhinitis

Rami Jean Salib and Peter Hugo Howarth

Respiratory Cell and Molecular Biology, Faculty of Medicine, Southampton General Hospital, Southampton, United Kingdom

Contents

Abstract	864
1. Intranasal Antihistamines: Historical Perspective	866
2. Levocabastine	866
2.1 General Overview	866
2.2 Tolerability and Safety Profile	867
2.3 Specific Safety and Tolerability Issues	869
2.3.1 Local Tolerability	869
2.3.2 CNS Effects	869
2.3.3 Cardiovascular Effects	869
2.3.4 Drug Interactions	869
2.3.5 Use in Pregnancy	870
2.3.6 Other Effects	870
3. Azelastine	870
3.1 General Overview	870
3.2 Tolerability and Safety Profile	871
3.3 Specific Safety and Tolerability Issues	872
3.3.1 CNS Effects	872
3.3.2 Cardiovascular Effects	872
3.3.3 Use in Pregnancy	873
3.3.4 Other Effects	873
4. Intranasal Corticosteroids	873
4.1 General Overview	873
4.2 Pharmacokinetic Considerations	874
4.3 Tolerability and Safety Profile	877
4.3.1 Local Effects	877
4.3.2 Effects on Hypothalamic-Pituitary Adrenal Axis and Growth	877
4.3.3 Other Systemic Effects	879
4.3.4 Use in Pregnancy	879
5. Specific Corticosteroids	879
5.1 Beclomethasone	879
5.2 Budesonide	880
5.3 Ciclesonide	881
5.4 Flunisolide	881
5.5 Fluticasone Propionate	881

5.6 Mometasone	883
5.7 Triamcinolone	883
6. Specific Safety and Tolerability Considerations	884
6.1 Paediatric Population	884
6.2 Pregnancy	884
6.3 The Elderly	885
7. Conclusion	885

Abstract

Intranasal corticosteroids and intranasal antihistamines are efficacious topical therapies in the treatment of allergic rhinitis. This review addresses their relative roles in the management of this disease, focusing on their safety and tolerability profiles. The intranasal route of administration delivers drug directly to the target organ, thereby minimising the potential for the systemic adverse effects that may be evident with oral therapy. Furthermore, the topical route of delivery enables the use of lower doses of medication. Such therapies, predominantly available as aqueous formulations following the ban of chlorofluorocarbon propellants, have minimal local adverse effects.

Intranasal application of therapy can induce sneezing in the hyper-reactive nose, and transient local irritation has been described with certain formulations. Intranasal administration of corticosteroids is associated with minor nose bleeding in a small proportion of recipients. This effect has been attributed to the vasoconstrictor activity of the corticosteroid molecules, and is considered to account for the very rare occurrence of nasal septal perforation. Nasal biopsy studies do not show any detrimental structural effects within the nasal mucosa with long-term administration of intranasal corticosteroids. Much attention has focused on the systemic safety of intranasal application. When administered at standard recommended therapeutic dosage, the intranasal antihistamines do not cause significant sedation or impairment of psychomotor function, effects that would be evident when these agents are administered orally at a therapeutically relevant dosage.

The systemic bioavailability of intranasal corticosteroids varies from <1% to up to 40–50% and influences the risk of systemic adverse effects. Because the dose delivered topically is small, this is not a major consideration, and extensive studies have not identified significant effects on the hypothalamic-pituitary-adrenal axis with continued treatment. A small effect on growth has been reported in one study in children receiving a standard dosage over 1 year, however. This has not been found in prospective studies with the intranasal corticosteroids that have low systemic bioavailability and therefore the judicious choice of intranasal formulation, particularly if there is concurrent corticosteroid inhalation for asthma, is prudent. There is no evidence that such considerations are relevant to shorter-term use, such as in intermittent or seasonal disease.

Intranasal therapy, which represents a major mode of drug delivery in allergic rhinitis, thus has a very favourable benefit/risk ratio and is the preferred route of administration for corticosteroids in the treatment of this disease, as well as an important option for antihistaminic therapy, particularly if rapid symptom relief is required.

Allergic rhinitis arises following an initial sensitisation phase, in which allergen presentation results in antibody (IgE) formation and the development of atopy. Subsequently, depending upon the level of exposure and the degree of sensitisation, allergen can then trigger a humoral response, which underlies the clinical disease phase and is manifested by symptoms such as nasal itching, sneezing, rhinorrhoea and nasal obstruction. Allergic rhinitis is a common condition, having increased substantially in prevalence during the 20th century,^[1] and now represents a global health problem affecting 10–25% of the world population.^[2,3] The socioeconomic impact of allergic rhinitis is considerable, particularly when not only the direct costs of management but also the indirect costs from reduced productivity and absenteeism from work are taken into account. These costs do not include the further expense of treating conditions associated with allergic rhinitis, such as asthma, sinusitis, otitis media, nasal polyposis, lower respiratory tract infection and dental malocclusion.^[4]

Previously, based on the timing of exposure, allergic rhinitis was subdivided into seasonal and perennial varieties. Although such a subdivision is relevant in countries such as UK, this is not so in many parts of the world where, because of the nature of the climate, typical seasonal allergens are in fact perennial. It is also recognised that in those patients who are multisensitised to allergens, such as tree, grass and weed pollens, their 'seasonal' disease is prolonged. In the recent document on allergic rhinitis and its impact on asthma (ARIA),^[5] the consensus was that this classification was no longer adequate, and therefore a major change was proposed. The new classification based on the ARIA guidelines (table I) subdivides allergic rhinitis, in relation to the duration of the disease, into 'intermittent' or 'persistent' disease. The severity of allergic rhinitis is also classified as 'mild' or 'moderate-severe'.

Intranasal antihistamines and intranasal corticosteroids represent major therapeutic options as first-line medications in the management of allergic rhinitis because of the prominent role of histamine as a mediator of rhinitis and the underlying nature of

Table I. Classification of allergic rhinitis according to ARIA guidelines

Allergic rhinitis	Parameters
Intermittent	Symptoms are present for <4 days per week or for <4 weeks
Persistent	Symptoms are present for >4 days per week and for >4 weeks
Mild	None of the following items are present: sleep disturbance; impairment of daily activities, leisure and/or sport; impairment of school or work; troublesome symptoms
Moderate-severe	One or more of the following items are present: impairment of daily activities, leisure and/or sport; impairment of school or work; troublesome symptoms

ARIA = allergic rhinitis and its impact on asthma.

the allergen-induced airway inflammation, which is glucocorticoid-responsive. Furthermore, topical intranasal therapy allows site-directed treatment with a reduced risk of systemic effects because of the low bioavailability of intranasal antihistamines and intranasal corticosteroids from this site. In blocking the end-organ effects of histamine intranasal antihistamines have a rapid onset of effect and can be used as both 'as required' therapy for intermittent disease relief and as regular daily therapy in persistent disease. In general, the clinical profile of therapeutic benefit with intranasal corticosteroids is greater than with intranasal antihistamines in rhinitis, because of the more widespread effect of intranasal corticosteroids on mucosal inflammation. Since there is a delay before the anti-inflammatory effect is clinically manifested following initiation of therapy, intranasal corticosteroids have, until recently, been predominantly used for the treatment of persistent disease. The debate is still ongoing, however, concerning the safety and tolerability profiles of intranasal antihistamines and intranasal corticosteroids, particularly in relation to the systemic bioavailability of intranasal corticosteroids and their potential to modify growth in children.

This review adopts an evidence-based approach to conduct a thorough critical and comparative analysis of the currently available data, particularly concerning the safety and tolerability profiles of intranasal antihistamines and intranasal corticoster-

oids, in the context of their use as topical therapeutic agents in allergic rhinitis.

A computerised literature search of Medline (1966 onwards) and Embase databases was performed using the following search terms: allergic rhinitis, seasonal, perennial, corticosteroids, antihistamines, intranasal or topical, safety, tolerability. In addition, abstracts from key meetings have been included in the search process.

It should be noted, however, that this review is neither meant to be exhaustive, nor is it intended as a systematic review or meta-analysis. Rather it aims to present a balanced perspective, based on the available evidence in the published literature, on the safety and tolerability profiles of intranasal antihistamines and intranasal corticosteroids in the treatment of allergic rhinitis.

1. Intranasal Antihistamines: Historical Perspective

Histamine H₁ receptor antagonists have been the mainstay of therapy for allergic rhinitis since they were first introduced, following the demonstration by Staub and Bovet in 1937 that this class of compounds, newly developed at that time, offers protection against allergen-induced anaphylaxis.^[6] Although observational studies reported symptomatic relief in allergic rhinoconjunctivitis with the earliest antihistamines, adverse pharmacological effects, such as sedation, dry mouth, and blurred vision, limited their widespread acceptance. In addition, there was concern that asthma, often associated with rhinitis, could be worsened by antihistaminic therapy,^[7,8] although this view is no longer held, nor indeed is it supported by the available evidence.

In general, an ethylamine chain is common to all H₁ receptor antagonists. Many of the additional properties of this class of compounds, with the exception of sedation, can be linked to side-chain radical structure. Structural engineering of these molecules later enabled the synthesis of H₁ receptor antagonists without the anticholinergic,^[9] antiserotonergic,^[10] α -adrenergic receptor antagonistic,^[11] or local anaesthetic^[12] effects evident in earlier compounds. The major breakthrough in the devel-

opment of H₁ receptor antagonists for clinical use came with the synthesis of the antihistamine, terfenadine, which, while retaining peripheral H₁ receptor antagonist activity, did not appear to cross the blood-brain barrier and was thus devoid of unwanted CNS antihistaminic effects, such as sedation and impairment of psychomotor function.^[13] Furthermore, it had no H₂ receptor antagonism, α - or β -adrenergic receptor antagonism, antiserotonergic or antimuscarinic effects.^[14] Thus, in 1981, terfenadine was introduced as the first oral non-sedating antihistamine for the treatment of rhinoconjunctivitis. This represented a major advance in the development of H₁ receptor antagonists for use in the treatment of rhinoconjunctivitis. Other orally administered non-sedating (second-generation) H₁ receptor antagonists were then launched in the 1980s and 1990s. Topical H₁ receptor antagonists such as levocabastine for nasal and ocular administration, azelastine for nasal administration, and more recently emedastine for ocular administration, have subsequently been developed. Topical therapy has the advantage of delivering drug effectively to the target organ while avoiding or minimising systemic adverse effects. Such therapy does have a disadvantage, however, in that if it is not systemically bioavailable, it will modify disease only at that site and not disease concurrently manifesting at other target organ sites. The choice between topical therapy and systemic therapy will thus depend upon the spectrum of disease and the efficacy to safety ratio of therapies.

2. Levocabastine

2.1 General Overview

Levocabastine has been reviewed by Noble and McTavish.^[15] Levocabastine is a potent and selective H₁ receptor antagonist with no appreciable affinity *in vitro* for H₂, dopaminergic, adrenergic, serotonergic, or cholinergic receptors. The recommended nasal dosage for levocabastine is 0.1mg into each nostril twice daily and ocular dose is 0.03mg administered into each eye twice daily.^[16] The nasal efficacy of levocabastine has been demonstrated

under challenge conditions.^[17,18] It has a rapid onset of action (10–15 minutes) and is effective for up to 12 hours. These findings have been confirmed in the eye using conjunctival challenge.^[18,19]

Administered topically, levocabastine is most effective against nasal itching, sneezing, and rhinorrhoea. There are a number of published placebo-controlled trials in seasonal allergic rhinitis,^[20,21] but the majority of studies report comparisons with active medications, such as oral H₁ receptor antagonists,^[22,23] sodium cromoglycate (cromolyn sodium),^[20,24] or intranasal corticosteroids.^[22] One placebo-controlled study reported no effect of levocabastine on nasal obstruction in patients with seasonal allergic rhinitis due to mountain cedar, when used at a dosage of 0.2mg twice daily (1 spray into each nostril twice daily), despite clear effects on the neurally-mediated symptoms of itching, sneezing, and rhinorrhoea.^[21] Regular therapy with levocabastine is reported to be more effective than a topical antihistamine/decongestant (naphazoline/antazoline) preparation^[22] or topical sodium cromoglycate^[20,24] in the treatment of allergic rhinoconjunctivitis. A comparative study of levocabastine (0.5 mg/mL, two sprays into each nostril four times daily) and sodium cromoglycate (20 mg/mL, two sprays into each nostril four times daily) involving 114 patients over a 2-week period, found significant symptomatic improvement in allergic rhinitis with levocabastine therapy (76% patients on levocabastine improving vs 46% on sodium cromoglycate).^[25] Similar results with more symptom-free days in the levocabastine-treated patients were found in another study.^[20] An open observational study comparing efficacy and the onset of action of topical levocabastine nasal spray and eye drops as well as nedocromil nasal spray and eye drops showed that >80% of patients with seasonal allergic rhinitis reported symptom relief with both medications within one hour, amounting to approximately a 50% reduction in symptom severity.^[26]

While levocabastine nasal spray has been reported to be as efficacious as topical nasal corticosteroids in allergic rhinitis,^[22] the comparative data currently available do not support this view. Intranasal

fluticasone propionate was found to be significantly more effective than levocabastine in the treatment of seasonal allergic rhinitis.^[27,28] Another study, which assessed nasal nitric oxide levels as a marker of underlying nasal inflammation, reported a significant effect with nasal corticosteroids but not with topical levocabastine.^[29] Comparative studies in perennial rhinitis are limited. A preliminary 2-week study reported improvement in sneezing and rhinorrhoea with topical levocabastine compared with placebo, which could not be further improved by the addition of topical nasal beclomethasone dipropionate.^[30] Nasal blockage, however, did respond to the additional therapy.

Levocabastine is available as a 0.5 mg/mL microsuspension (0.05% levocabastine hydrochloride) nasal spray and eye drops. The recommended dosage in adults and children >9 years of age is two sprays into each nostril twice daily and one drop into each eye twice daily, both of which could be increased to three to four times daily. Given the renal route of excretion, levocabastine should be used with caution in patients with renal impairment.^[31] Dosage recommendations for the elderly population are not currently available. This is a reflection of the relative rarity of allergic rhinitis in this age group.

2.2 Tolerability and Safety Profile

The rationale for the use of a medication for the treatment of a condition is based on assessing the drug's potential for beneficial and adverse effects. The major advantage of the second-generation H₁ receptor antagonists, which significantly improved their benefit/risk profile, was considerably reduced or absent CNS sedative effects when used at standard clinical dosages. Not all new H₁ receptor antagonists, including levocabastine, exhibited this beneficial profile when administered orally. Thus levocabastine, on account of its remarkable potency as an H₁ receptor antagonist, was subsequently developed for topical use. Because of the small volume of delivery, only those H₁ receptor antagonists with reasonable solubility and high potency are suitable for delivery by topical route. Topical therapy minimises the potential for systemic adverse effects

while preserving the therapeutic benefits. Concern that the effect of topical therapy might be limited by rhinorrhoea has not been substantiated. When experimentally-induced rhinorrhoea with methacholine was followed by intranasal levocabastine administration and nasal lavage with saline 30 seconds following intranasal levocabastine administration, there was no evidence of reduction in the efficacy of levocabastine in inhibiting histamine-induced sneezing and rhinorrhoea.^[32]

Levocabastine is absorbed following intranasal administration, with systemic bioavailability typically ranging between 60–80% after a single-dose nasal administration,^[33] with peak plasma concentration (C_{max}) reached after 1–4 hours.^[34,35] C_{max} values of 0.78 $\mu\text{g/L}$ and 1.76 $\mu\text{g/L}$ were reached 2.9 and 4.3 hours following nasal application of 0.1mg and 0.2mg single doses, respectively, in healthy volunteers.^[35] Similar values were obtained following repeated administration of levocabastine.^[36] In another study, administration of levocabastine nasal spray (0.2mg) to non-atopic volunteers produced a peak plasma concentration range of 1.4–2.2 $\mu\text{g/L}$.^[34] Detailed pharmacokinetic-pharmacodynamic testing has indicated that the clinical benefits evident with levocabastine can be attributed to the local antihistaminic effects at the site of application.^[37] Coupled with the fact that levocabastine is subject to minimal hepatic metabolism, a potential site for important drug interactions, these findings suggest theoretically that the likelihood of systemic adverse effects with nasal administration of levocabastine is extremely low. With repeated doses of intranasal levocabastine in healthy volunteers, steady-state plasma concentrations are reached within 7–10 days. The extent of drug absorption appears to be related to the method of administration of topical levocabastine. Conflicting data exist as to the impact of disease on the systemic bioavailability. While higher drug plasma concentrations have been found in healthy non-atopic controls following single dose administration, the opposite effect was noted with multiple dose administration.^[34] Following nasal administration, levocabastine is primarily excreted by the kidneys, with an elimination half-life of 35–40

hours.^[34] Renal dysfunction may, therefore, be associated with decreased elimination of the drug.^[15,31]

The tolerability profile of levocabastine nasal spray has been extensively evaluated in clinical trials. The available data suggest that topical levocabastine is well tolerated, with an adverse effect profile comparable with that of topical sodium cromoglycate and placebo.^[21,38–41] A review of the adverse events reported in 1758 patients who received levocabastine nasal spray in clinical trials identified that most common adverse events encountered were headache (4%), nasal irritation (3%), somnolence (3%) and fatigue (2%).^[42] None of these occurred more frequently than would have been anticipated with placebo under similar circumstances. In a multicentre, double-blind, placebo-controlled trial evaluating the efficacy and safety of levocabastine nasal spray for seasonal allergic rhinitis, the incidence of adverse events was similar for both the treatment and placebo groups.^[21] In this study, most of the adverse events were mild and linked with the disease process, with the most frequently reported being sinusitis (17% in each group), headache (17% with placebo, 14% with levocabastine), and rhinitis (8% with placebo, 2% with levocabastine).^[21] This profile of adverse event reporting is similar to that in numerous other clinical trials of topical levocabastine.^[23,39–41,43–47] In separate studies, the overall incidence of adverse events has been comparable for levocabastine and placebo (27% vs 31%)^[42] and (30% vs 32%).^[48] A double-blind parallel-group study ($n = 27$) comparing the safety and efficacy of topical levocabastine with that of oral terfenadine over an 8-week treatment period, found the incidence of adverse events lower, at 31% in the levocabastine group compared with 43% in the terfenadine group.^[43] Other reports suggest a comparable adverse events profile between topical levocabastine and oral terfenadine (40% versus 41%).^[42] To date, there has been no evidence of any clinically significant effect of topical levocabastine on haematological or biochemical parameters. Furthermore, the type and frequency of adverse effects appear to be neither related to the number of daily applications nor increased by the concomitant use of

the eye drops and nasal spray compared with the use of either formulation separately.^[42]

Drug safety and tolerability profiles are crucial determinants of therapeutic choices in the paediatric population. A study involving 53 children aged between 6 and 15 years, reported levocabastine to be well tolerated in this age group, with a similar profile of adverse events to that reported in sodium cromoglycate-treated children.^[41] The satisfactory paediatric tolerability profile of topical levocabastine has also been confirmed in another study involving 32 children between the ages of 5 and 11 years, who were treated with topical levocabastine over a 20-day period.^[49]

2.3 Specific Safety and Tolerability Issues

2.3.1 Local Tolerability

It is well documented that intranasal administration of certain drugs, in particular decongestants, can influence ciliary motility of the upper airways.^[50] Although topical administration of levocabastine can be associated with a sense of nasal irritation,^[20,38,46] there is no evidence of a clinically significant effect of the drug on ciliary beat frequency or mucociliary clearance.^[51] There is no evidence that levocabastine nasal spray causes any significant taste disturbance when used in the treatment of allergic rhinitis.

2.3.2 CNS Effects

Sedation is the most common adverse effect of the first-generation antihistamines because of their capacity to cross the blood-brain barrier. The severity of adverse effect could range from subclinically impaired reaction times to clear sedation. In view of its pharmacokinetic profile, particularly its low plasma concentration following intranasal administration, levocabastine is considered unlikely to be associated with any significant sedative effects.^[33] This is supported by findings in specific studies of psychomotor and cognitive function following topical administration of levocabastine.^[52,53] One such study investigated potential psychomotor effects of levocabastine (eye drops and nasal spray) following single- and multiple-dose administration, and com-

pared the findings with those of oral triprolidine.^[52] Performance was assessed using validated cognitive and psychomotor tests as sensitive measures of the sedative effects of psychoactive drugs. In contrast to the significant sedative effect of triprolidine, topical administration of levocabastine eye drops and nasal spray, at concentrations levels up to 2.0 mg/mL (four times the recommended concentration), had no demonstrable effect on psychomotor function in healthy volunteers.^[52] There is no evidence of any pharmacokinetic or psychomotor interactions between intranasal levocabastine and alcohol or diazepam.^[42]

2.3.3 Cardiovascular Effects

In vitro and *in vivo* human and animal models have been used to assess the possible cardiovascular effects of levocabastine following oral, ocular and nasal administration. The results have not revealed any demonstrable effects of levocabastine on action potential amplitude, duration, or any other key cardiovascular parameter.^[42] Human studies with topically administered levocabastine did not reveal any significant ECG changes. Several studies in healthy volunteers have reported no significant effects on QT or corrected QT (QTc) intervals following treatment with levocabastine in single or repeated doses, even when the nasal spray and eye drops were used in combination four times daily (1.2 mg/day).^[38,42]

2.3.4 Drug Interactions

Topical levocabastine administration is unlikely to be associated with any clinically significant drug interactions because of its low plasma concentration and negligible hepatic metabolism. However, the theoretical potential for drug interactions, in the form of binding site displacement, does exist since levocabastine has the ability to bind to plasma proteins, particularly albumin. This risk has not been seen in practice. *In vitro* studies of potential drug interactions have so far failed to show any significant alteration of plasma protein binding of many drugs, including cimetidine and ketoconazole, in relation to the concurrent administration of levocabastine. Small increases (up to 8%) in the proportion of unbound levocabastine have been identified

with certain high protein-bound drugs, such as sulfadimidine (sulfamethazine), tolbutamide and warfarin. This is of little clinical significance for levocabastine, which has a plasma protein binding level of only 55%.^[33]

2.3.5 Use in Pregnancy

Topical antihistamines, including levocabastine, have not been shown to have potential teratogenic or embryotoxic effects. Hence, therapeutic use in pregnancy is not currently specifically contraindicated.^[54]

2.3.6 Other Effects

There has been no evidence of carcinogenicity or tumour progression in patients taking therapeutic doses of any antihistamine.^[55]

3. Azelastine

3.1 General Overview

Azelastine has been reviewed by McNeely and Wiseman.^[56] Azelastine, a phthalazinone derivative, is a second-generation H₁ receptor antagonist, but caused sedation when administered orally and thus developed for topical application to the nose.^[57] Topical administration via the intranasal route confines the effect largely to the nose and reduces the likelihood of adverse effects due to systemic absorption. Azelastine is selective to H₁ receptors on standard receptor affinity testing and, consistent with this, is clinically efficacious in reducing sneezing, itching and watery rhinorrhoea. In addition to its antihistaminic effect, azelastine has been reported to display additional biological activity compatible with 'anti-allergic' or 'anti-inflammatory' properties. Studies *in vitro* have shown azelastine inhibits both mast cell and basophil activation.^[58] It has been proposed that such activity may explain the reports that topical nasal therapy with azelastine reduces nasal obstruction in addition to the classical histamine-mediated neural symptoms. Azelastine, administered as a nasal spray, has been found to be more effective than oral azelastine or terfenadine in relieving nasal obstruction, while producing comparable relief of other nasal symptoms.^[59] Consis-

tent with this suggestion, in a nasal allergen challenge study, Ciprandi and colleagues found that daily treatment with topical azelastine for 1 week before challenge reduced the allergen-induced epithelial expression of intercellular adhesion molecule-1 (ICAM-1) during the early and late phase reactions, as well as reducing the late phase eosinophil and neutrophil recruitment.^[60] The same group have also identified that topical azelastine reduces the epithelial expression of ICAM-1 in naturally-occurring seasonal allergic rhinitis, with a more consistent effect with regular than on demand therapy.^[61] A number of other antihistamines have also been shown to modify epithelial ICAM-1 expression; however, it is unclear as to whether this represents an additional biological activity or is purely a reflection of H₁ receptor blockade. Integral to the dilemma over the *in vivo* antiallergic activity of topical azelastine is the failure of this therapy to modify cell recruitment within the nose in naturally-occurring seasonal allergic rhinitis.^[62] Thus, despite a number of clinical studies showing a reduction in nasal obstruction with azelastine,^[56,63,64] there exists no consensus to date regarding the mechanism, particularly as not all studies have demonstrated this beneficial effect.^[65,66]

Standard dosage of topical azelastine is 0.14mg into each nostril twice daily. While in one study half the standard daily dosage (0.28 mg/day) was found to be as effective as the standard dosage (0.56 mg/day) in improving symptoms, the benefit of the standard dose was reflected by a significantly greater use of rescue medication in the lower dosage treatment group.^[61] Symptomatic improvement is reported as early as 30 minutes following the intranasal administration of azelastine, in a high-dose treatment regimen (two puffs into each nostril [0.56 mg]), and is apparent for up to 12 hours in patients with seasonal allergic rhinitis.^[56] There have been a number of placebo-controlled trials of azelastine in allergic rhinitis. One such trial involving a 6-week study of azelastine nasal spray (0.14mg into each nostril twice daily; total dosage 0.56mg) in children with perennial allergic rhinitis reported a beneficial effect compared with placebo on all nasal symp-

toms, including nasal obstruction.^[67] The clinical efficacy of azelastine nasal spray has also been demonstrated in the treatment of vasomotor (perennial non-allergic) rhinitis.^[68,69] Other studies have focused on comparisons in seasonal and perennial allergic rhinitis with other active medications, such as antihistamines^[63,66] and nasal corticosteroids.^[62,70-75]

While azelastine nasal spray has been reported to be as efficacious as topical nasal corticosteroids, such comparative studies are limited and further studies are required before valid comparisons can be made. One study involving seasonal allergic rhinitis patients receiving nasal corticosteroids or oral antihistamines who remained symptomatic after a 1- to 2-week washout period, compared double-dose azelastine (1.1 mg/day) with the combination of loratadine (10mg daily) and nasal beclomethasone (336 µg/day).^[70] Following one week of treatment, no statistical difference was evident between the treatments, and it was concluded that azelastine was as effective as the combination therapy with loratadine and beclomethasone.^[70] However, caution has to be exercised when interpreting results of such a study, as the effect of the nasal corticosteroid is unlikely to have been fully expressed within the time frame of the study. Therefore, this study essentially might have represented a basic comparison of azelastine and loratadine. Intranasal azelastine (one puff into each nostril twice daily) is generally as effective as standard therapeutic doses of other antihistamines, including intranasal levocabastine^[76] and oral cetirizine,^[77,78] ebastine,^[79] loratadine^[80] and terfenadine^[81] in achieving symptomatic improvement in patients with allergic rhinitis.

Azelastine nasal spray is available as a 1 mg/mL solution of azelastine hydrochloride in a metered dose pump spray bottle (0.14 mg/metered spray). The US prescribing recommendations specify two puffs into each nostril twice daily for adults and children aged ≥12 years. In the UK and a number of other European countries, however, azelastine is recommended as one spray into each nostril twice daily for adults and children ≥5 years.^[82]

3.2 Tolerability and Safety Profile

There is a paucity of peer-reviewed publications on pharmacokinetic properties of intranasal azelastine. Following 29 days of intranasal azelastine at a dosage of 0.56 mg/day, a maximum plasma concentration of 0.306 µg/L was achieved approximately 2.5 hours after administration.^[59,83,84] The mean steady-state plasma concentration of intranasal azelastine was 0.26 µg/L in healthy volunteers compared with 0.65 µg/L in patients. The equivalent figure for oral azelastine 4.4 mg/day assessed after 29 days was 8.02 µg/L. The estimated systemic exposure to the intranasal drug was 6- to 8-fold lower than that with oral azelastine.^[85-87] A systemic bioavailability of 40% has been shown following intranasal azelastine administration.^[84] Unfortunately, the recipient group (i.e. whether patients or healthy volunteers) in the study was not defined. Azelastine is metabolised by the cytochrome P450 enzyme system to its major active metabolite, desmethylazelastine. At steady-state, the plasma metabolite concentration accounts for 20-50% of the azelastine concentration.^[88] No data are currently available on the elimination half-life of intranasal azelastine.^[56]

Topical antihistamines, such as azelastine, have the specific advantage of delivering high concentrations of the drug more effectively into the target organ while avoiding or minimising systemic adverse effects. In postmarketing surveys, including a total of 7682 patients between the ages of 3 and 85 years who were treated with intranasal azelastine (one spray into each nostril twice daily) for a period of 14 days or 31 days, the most common adverse effects reported by 4002 of the patients 31 days post-treatment included rhinitis (4%), taste disturbance (2.5%) and nasal irritation (1.2%).^[89] Other effects including somnolence, dry mouth, epistaxis and headache occurred in <1% of patients. With intranasal azelastine administration as monotherapy in one study, 8% of patients reported adverse events. This figure rose to 20% when intranasal azelastine was combined with other oral antihistamines and/or topical nasal corticosteroids.^[90]

Azelastine is generally well tolerated in clinical trials, with a physician and/or patient global assessment of tolerability (where stated) of at least 'good' in >70% of patients (adults and children aged ≥ 7 years) receiving intranasal azelastine (one puff into each nostril twice daily).^[73,77,79,81,91] Good tolerability of azelastine is also generally evident in clinical trials of up to 6 months' duration,^[91] with long-term studies also confirming this. For example, one study with intranasal azelastine in 35 patients over a period of 21 months reported that >90% of the participants rated the tolerability of the medication as at least 'good'.^[92] The most frequently reported adverse events associated with the use of intranasal azelastine included taste disturbance,^[65,66,71,73,93,94] and nasal irritation.^[72,76,79,95] The taste disturbance, often short lasting,^[63,95] was associated with the drug trickling down the throat, rather than a systemic adverse effect.^[65,66,93]

Azelastine appears to be well tolerated in the paediatric population as well. In a study involving 62 children treated with azelastine (0.56 mg/day for 6 months),^[91] the most frequently reported adverse events were sneezing (16%), nasal itching (11%), bitter taste (11%) and nasal dryness (9.6%). The tolerability was rated as at least 'good' by the investigators in 74% of participants.^[91]

Treatment withdrawal due to azelastine-related adverse events was infrequent, occurring in $\leq 7\%$ of patients receiving therapy (range of 1–3 patients per study). Reasons for withdrawal included nasal itchiness, congestion, nausea, vomiting, dizziness and hypertension.^[64,72,78,80] In clinical trials, the overall tolerability of intranasal azelastine was comparable with that of oral cetirizine,^[77,78] intranasal budesonide,^[73,74] and intranasal levocabastine.^[76]

3.3 Specific Safety and Tolerability Issues

3.3.1 CNS Effects

To date, there have been no formal objective studies investigating the effect of topical azelastine on the CNS in humans. However, animal studies have not shown azelastine to have any significant effect on spontaneous electroencephalogram activity or the susceptibility of the ascending reticular

activating system.^[55,96] Although sedation secondary to treatment with intranasal azelastine has been reported in some studies, its incidence was not significantly different when compared with placebo controls.^[65,66,93,95] When compared with other oral H₁ receptor antagonists such as ebastine^[79] and cetirizine,^[77] azelastine was associated with significantly less incidence of sedation. In addition the results of some studies have even suggested that intranasal azelastine improved overall alertness and vigilance.^[71,90,97,98] It has been suggested that somnolence may be a feature of the rhinitis rather than the treatment. Nevertheless, since some patients in clinical trials have reported somnolence, the US prescribing recommendations include a warning regarding the concurrent use of such medication and driving or operating potentially dangerous machinery. Concurrent use of alcohol and/or other CNS suppressants is not recommended because of possible potentiation of the sedative effect.^[88]

3.3.2 Cardiovascular Effects

Cardiac adverse effects, including serious ventricular arrhythmias that can be fatal, have been described for the second-generation oral H₁ receptor antagonists terfenadine and astemizole. However, this is not a class effect and depends on their ability to interfere with the potassium rectifier current in the heart with consequent prolongation of the QTc interval on the ECG.^[99] These risks are present only when these agents are either taken in overdosage, or in the presence of impaired liver function, or with the concomitant administration of compounds that compete with the enzyme cytochrome P450, such as macrolides (e.g. erythromycin) and azolic antifungals (e.g. ketoconazole), which results in an increase in the plasma levels of terfenadine and astemizole. A similar effect has also been noted during concomitant ingestion of grapefruit juice.^[100] No such adverse events have been reported with azelastine, although there is a paucity of peer-reviewed literature on this aspect. One abstract reported that in a double-blind trial, in which perennial rhinitis patients were randomised to receive azelastine (two puffs per nostril) or placebo twice daily for 8 weeks, no significant changes were found in the following

parameters: mean heart rate or blood pressure, or PR, QS, QT or QT_c intervals on ECG.^[101] Age did not appear to influence any of the results. No specific interactions have been reported between intranasal azelastine and oral erythromycin or ketoconazole.^[88,102]

3.3.3 Use in Pregnancy

There are no data to support any association between azelastine administration in pregnancy and the incidence of congenital malformations. Therefore, the use of topical azelastine is not specifically contraindicated during pregnancy.^[54]

3.3.4 Other Effects

No evidence exists of carcinogenicity or tumour progression in patients taking antihistamines of any form.^[55]

4. Intranasal Corticosteroids

4.1 General Overview

Beclomethasone, the first topical corticosteroid for the treatment of seasonal allergic rhinitis, was introduced in 1973 as a nasal spray.^[103] Over the following two decades, several other intranasal corticosteroids have been developed and marketed. These include budesonide, flunisolide, fluticasone propionate, mometasone, triamcinolone, and more recently ciclesonide.^[5] The commercial availability of these products is very much country-dependent.

The introduction of intranasal corticosteroids represented a revolutionary concept at the time in that it substantially enhanced the therapeutic and safety profiles of these agents because these could be administered topically. The rationale for using intranasal corticosteroids in the treatment of allergic rhinitis was that high drug concentrations could be achieved at receptor sites in the nasal mucosa, with only a minimal risk of systemic adverse effects.^[5] At the molecular level, corticosteroids mediate their effect by binding to a single glucocorticoid receptor (GR), which is predominantly localised to the cytoplasm of target cells. The effect on inflammatory cells is mediated via the activation of this GR, which, following translocation to the nucleus, either

promotes or inhibits gene transcription through processes known as transactivation and transrepression, respectively.^[104] Through this activity, corticosteroids exert anti-inflammatory effects by influencing cytokine and mediator release, thereby modifying inflammatory cell recruitment within target organs, such as the nose. Intranasal corticosteroids reduce cell recruitment within the nose and reduce the epithelial accumulation of mast cells, eosinophils and antigen presenting cells, through modifying endothelial and epithelial cell activation. This anti-inflammatory effect underlies the identification of reduced levels of mediators, such as histamine, tryptase, prostanoids, and leukotrienes in nasal lavage fluid after treatment with nasal corticosteroids in allergic rhinitis. Topical therapy with intranasal corticosteroids has also been shown to inhibit the seasonal increase in serum levels of circulating pollen-specific IgE antibodies.^[5] It is this widespread effect on various stages of the allergic inflammatory process that underlies their efficacy in allergic rhinitis.

Intranasal corticosteroids are currently recognised as the most potent and effective topical medication available for the treatment of allergic rhinitis, and their superior efficacy in treating this condition has been substantiated in many clinical trials. In three international reports on the management of allergic rhinitis, intranasal corticosteroids were considered as the first-line therapeutic choice for adults with moderate to severe seasonal or perennial allergic rhinitis.^[105-107] The regular prophylactic use of intranasal corticosteroids is effective in reducing nasal blockage, rhinorrhoea, sneezing and nasal itching in adults and children with seasonal and perennial allergic rhinitis.^[5] A meta-analysis has shown that intranasal corticosteroids are more efficacious than oral H₁ receptor antagonists in reducing the symptoms of allergic rhinitis, with the advantage being most obvious for nasal blockage.^[108] A superior clinical efficacy has also been established for intranasal corticosteroids compared with intranasal H₁ receptor antagonists^[109] and intranasal sodium cromoglycate.^[110,111] Intranasal corticosteroids are equally effective in patients with seasonal or perennial allergic rhinitis. Although small differ-

ences exist in some trials, current evidence does not support any significant overall differences in efficacy between different intranasal corticosteroids when they are administered at dosages adjusted for their differing potencies.^[112] The prominent effect of intranasal corticosteroids on nasal blockage, in conjunction with their anti-inflammatory properties,^[107] makes them stand out among other available treatments, especially in perennial rhinitis and chronic disease states in which nasal obstruction is a particular problem. It has also been reported that intranasal corticosteroids, even when applied topically to the nose, have effects comparable with oral H₁ receptor antagonists in modifying conjunctivitis in seasonal allergic disease,^[108] and may also modify disease expression within the lower airways, with reports of a beneficial effect on both bronchial hyper-responsiveness and symptoms in coexisting asthma.^[113-118] The majority of these effects, however, are associated with intranasal beclomethasone. Beclomethasone may differ from some other intranasal corticosteroids in its systemic bioavailability (*vide infra*) therefore, it is uncertain whether these extranasal effects reflect disease modification within the nasal mucosa influencing disease at other sites, or alternatively, represent a direct systemic effect of intranasally administered treatment.

Although intranasal corticosteroids are considered to have a slower onset of action than H₁ receptor antagonists (≥ 12 hours), maximum efficacy tends to develop over a period of days and weeks.^[119-121] Intranasal corticosteroids should be taken regularly in seasonal allergic rhinitis,^[122] and, in patients in whom quality of life had been adversely affected in previous years, treatment should ideally be commenced prior to the start of the pollen season for maximal effect.^[107] A once-daily regimen is normally sufficient in most cases and is associated with good patient compliance.^[123-125] Twice-daily administration may be indicated in severe cases and during exacerbations. The recent ARIA document^[5] recommends intranasal corticosteroids as first-line treatment in moderate-to-severe allergic rhinitis. With intermittent symptoms in mild persistent disease, H₁ receptor antagonists are a reasonable

choice, either an H₁-antihistamine or an intranasal corticosteroid is recommended as first-line therapeutic option, with the additional consideration of a step-up to an intranasal corticosteroid if an H₁-antihistamine is first selected and later found to inadequately control symptoms.^[5] The common clinical practice of combining intranasal corticosteroids and oral antihistamines in the treatment of allergic rhinitis is not supported by clinical evidence. Since the combination does not appear to increase the efficacy beyond that of an intranasal corticosteroid used alone,^[112,126] therefore, can not be justified as a cost-effective option. It is thought that, *in vivo*, the anti-inflammatory effects of intranasal corticosteroids on the upper airway may encompass the effects of the H₁ receptor antagonists, making the effect of the latter insignificant.

Most of the intranasal corticosteroids formulations nowadays are administered via mechanical aqueous pump sprays or as dry powder, with effective and safe delivery systems. The choice of formulation is dependent on the patient's personal preference.^[5]

4.2 Pharmacokinetic Considerations

The pharmacokinetic consideration with a topical therapy in allergic rhinitis is its potential for systemic bioavailability following nasal administration, a process dependent upon factors such as the properties of the pharmacological molecule, its mode of delivery, the influence of the disease state, and the fate of the absorbed molecule once within the circulation, which will be influenced by factors such as its volume of distribution, metabolism and excretion profiles. The net potential of any agent will depend upon the balance between these factors. When only one factor is focused on, e.g. drug potency or drug lipophilicity, there may be a misapprehension as to the likelihood of systemic adverse effects from an intranasally administered corticosteroid. However, since intranasal administration is an important route of systemic absorption that bypasses the protective effects of first-pass metabolism, consideration of the factors affecting systemic bioavailability has assumed greater significance over the past decade,

particularly with the increased availability of newer and more potent topical corticosteroids. In the absence of a change in any other determinant, an increase in potency to achieve an enhanced therapeutic benefit could also be paralleled by an increased potential for systemic adverse effects. It is essential, therefore, to be aware of the pharmacokinetic properties of the different intranasal corticosteroids and their potential for systemic effects, in addition to how the newer drugs compare with the older ones.

Each nasal cavity has a volume of approximately 10mL and the combined nasal mucosal surface area of both nasal cavities for drug absorption is about 180cm². The physicochemical properties of a drug that determine its absorptive properties from this site include its molecular weight, lipophilicity and particle size. There is an inverse relationship between molecular weight and rate of absorption, with those molecules with a molecular weight of <300 kDa being significantly less influenced by their physicochemical properties and more readily absorbed, while those with >1000 kDa exhibit little absorption. Apart from ciclesonide, which is a prodrug with a molecular weight of 260 kDa, all the other intranasal corticosteroids have molecular weights that range between 430–530 kDa, with the following rank order: budesonide (430.5 kDa), flunisolide (434.5 kDa), triamcinolone (434.5 kDa), fluticasone propionate (500.6kDa), beclomethasone (521.25 kDa), mometasone (521.4 kDa). Thus, there is little difference in the molecular weights of these corticosteroids, and this factor is not crucial in determining differences between their absorption profiles. Although lipophilicity is an important determinant of the ability of a molecule to cross an epithelial barrier, it also determines the tissue retention of the molecule. Fluticasone propionate, which has a high lipophilicity, has been found to exhibit the highest epithelial tissue concentration after *in vitro* incubation in a comparison with budesonide, flunisolide and beclomethasone-17-monopropionate.^[127] Metabolism within the tissue site will modify the fraction available for systemic bioavailability and thus any potential for systemic adverse effects. Budesonide

undergoes nasal metabolism, in that it is esterified within the nasal tissue, forming pharmacologically inactive, intracellular fatty acid, oleate and palmitate esters.^[128] Budesonide is, however, released from these esters by the action of lipases, so this metabolism allows budesonide to have a more prolonged tissue residency than would be anticipated from its lipophilicity profile, but does not bar the drug from eventual bioavailability. The presence of cytochrome P450 isoenzymes within the nasal mucosa may account for the lower bioavailability of both fluticasone propionate and mometasone from this site (*vide infra*) than would be anticipated on the basis of lipophilicity profiles alone, as both these corticosteroids are converted to inactive metabolites in the presence of these enzymes. The hepatic metabolism by these enzymes accounts for the first-pass metabolism of these particular corticosteroids that prevents their systemic bioavailability by the oral route.

The type of delivery device for nasal administration has also been shown to influence the potential for systemic bioavailability. Pressurised metered dose inhalers (pMDIs), aqueous pump sprays and a powder inhaler have been used to topically administer nasal corticosteroids. The aerosol generated from a pMDI has a high velocity and is highly directional, resulting in a narrow proximal deposition in the nasal cavity.^[129] Comparatively, the aerosol from an aqueous pump spray displays a large droplet size with a more dispersed pattern of deposition.^[130] The nasal distribution pattern with a powder inhaler lies somewhere between the other two devices.^[131] A study investigating the systemic availability of various formulations of intranasal budesonide^[132] showed a significantly higher absorption level with the aqueous pump spray compared with the pMDI and powder formulations. Following the Montreal agreement, pMDIs are no longer used for nasal administration because of the CFC propellant, and aqueous nasal spray is now the recommended standard delivery device in the treatment of allergic rhinitis. An additional delivery mode, nasal drops, are licensed for use in nasal polyposis and have been used off-label by allergists and rhinologists for the

treatment of severe rhinosinusitis as an alternative to low-dose prednisolone therapy, particularly following endoscopic sinus surgery. These formulations contain higher doses of corticosteroid than are used with nasal spray administration and have caused concern as to their potential for systemic adverse effects, although this is a lesser consideration if they are being used in a situation in which oral prednisolone would otherwise be given. One such formulation is fluticasone propionate nasal drops, Flixonase Nasule[®]¹, which is licensed for use in Europe at a dose of up to 1600µg daily. It is currently not licensed for use in the US. A recent study investigating the systemic bioavailability of fluticasone propionate administered either as nasal drops or as an aqueous nasal spray formulation, using a sensitive analytical method and a high dose regimen, found that both formulations exhibited low systemic bioavailability, even at 12 times the normal daily dosage.^[133] Interestingly, the bioavailability of fluticasone propionate nasal drop formulation (0.06%) was approximately eight times lower than that of the nasal spray (0.51%), which may be explained by the findings that nasal drops are cleared more quickly from the nose than nasal sprays.^[134,135]

Another consideration is whether the inflammatory disease process itself has any effect on the absorption of the drug from the nose. It might be anticipated that an inflamed nasal mucosa, with an impaired epithelial barrier, might permit greater systemic absorption than the normal nasal mucosa. Thus, nasal bioavailability studies undertaken in healthy volunteers may not reflect the situation in allergic rhinitis, and may underestimate the potential for nasally administered corticosteroids to produce systemic adverse effects. However, the available evidence to date suggests otherwise. A study investigating the effects of acute and chronic intranasal administration of therapeutic doses of triamcinolone to subjects with active allergic rhinitis, found no significant effect of the nasal mucosal inflammation on the absorption of intranasal triamcinolone.^[136] A further study investigating the nasal absorption of desmopressin found no difference between those

with house dust mite perennial allergic rhinitis and healthy controls, leading to the conclusion that nasal absorption is unaffected by the disease state in allergic rhinitis.^[137] Thus, there is seems no basis for the added concern in allergic rhinitis as to the potential for topical nasal corticosteroids to induce systemic adverse effects.

Once absorbed, the corticosteroids will be distributed within the body fat in relationship to their lipophilicity and will be in equilibrium with the blood, so that as clearance takes place from the blood there will be clearance from the tissue. The greater volume of distribution of the most lipophilic corticosteroids, such as fluticasone propionate and mometasone, has been put forward as a potential risk factor for systemic adverse effects, with the suggestion that the low plasma concentrations with these corticosteroids after intranasal administration gives a false representation of their true systemic bioavailability.^[138] This argument is neither supported by the more recent work on urinary cortisol measurements with intranasal mometasone administration,^[139] nor by analysis of previous data involving fluticasone propionate in comparison with triamcinolone, when the results are appropriately corrected for urinary creatinine.^[140] Indeed, this argument does not stand up to critical appraisal on theoretical grounds, even in the absence of these findings. Despite fluticasone propionate being more lipophilic and having a higher volume of distribution (318L) than the less lipophilic triamcinolone (103L), both of these values are still greatly in excess of the blood volume (5L) and, at steady-state, approximately 98% of fluticasone propionate and 95% of triamcinolone will be in the tissue. With the published bioavailability data for fluticasone propionate and triamcinolone of 0.5% and 46% respectively, at steady-state with standard dosage this would lead to respective tissue doses of 0.7µg and 46µg. Although it will take longer to clear fluticasone propionate than triamcinolone from the tissue once treatment stops, because of the longer half-life of fluticasone, this is irrelevant, as for a substantial period the tissue concentrations of triamcinolone

1 Use of the registered name is for identification purposes only and does not imply endorsement.

will remain in excess of fluticasone propionate because of the because of the higher starting level. Thus, despite lipophilicity being a determinant of tissue concentrations, it does not necessarily follow that more lipophilic corticosteroids have a greater potential for adverse effects. This is because there are other factors, including the percentage of administered drug that is available for systemic delivery, which determine the systemic adverse potential of intranasal corticosteroid due to the activation of tissue GRs. Prior to predicting the potential for newer corticosteroids to induce adverse systemic effects, it is therefore necessary to have access to all such information in order to make an informed judgement.

4.3 Tolerability and Safety Profile

4.3.1 Local Effects

Currently available intranasal corticosteroids are generally well tolerated. Occasional local adverse effects include irritation of the nose and throat, and sneezing bouts because of localised irritation from nasal administration, particularly at the start of the treatment.^[141] Other potential adverse effects include crusting, transient dryness, minor epistaxis and, rarely, ulceration.^[121,125,142-144] These tend to be self-limiting, but are occasionally persistent, and a change to a different formulation or delivery system may be needed in order to eliminate them. The risk of a septal perforation, albeit minimal, is significant considering the serious implications associated with this. The risk of a perforation appears maximal during the first year of treatment, with mostly young females being affected. The risk is compounded by a history of previous nasal surgery, or erroneous application methods, particularly when the spray or drops are directed towards the nasal septum. It is good practice for prescribing clinicians to advise patients to aim the spray well away from the midline.^[145,146] The risk of developing atrophic rhinitis has not been proved.^[121] Contact allergic reactions of the skin and mucosa to intranasal corticosteroids are rare, but have been described.^[147,148]

4.3.2 Effects on Hypothalamic-Pituitary Adrenal Axis and Growth

The basic principle in measuring the potential systemic bioactivity of corticosteroids is to evaluate a biomarker of an activity that is influenced by exogenous corticosteroid administration, such as suppression of endogenous cortisol secretion from the adrenal cortex.^[149] There are currently two basic types of measurements. The first relates to the basal adrenocortical secretion, while the second represents a measure of the dynamic function of the hypothalamic-pituitary adrenal (HPA) axis in order to establish the level of adrenal reserve. Although measurement of the basal levels of adrenocortical secretion is fairly simple in principle, it does possess some inherent disadvantages, particularly in relation to the underlying variation in secretion levels due to the normal circadian rhythm (highest in the morning and lowest around midnight). Thus, variable sampling times could potentially lead to high variability in results and a reduced sensitivity of the test. Nevertheless, this test remains a very simple and relatively reliable method as long as the sampling time is standardised.^[138] The most sensitive methods for measurement of basal adrenocortical function are those that integrate either 24-hour or overnight cortisol output as reflected by urinary measurements on samples collected over this time period. This integrated approach towards measurement is very important, particularly as corticosteroids with different pharmacokinetic properties can affect the HPA axis at differing time points during the dosing interval.^[138]

The interpretation of dynamic function tests of adrenocortical activity needs to be evaluated within the context of the stimulating dose of corticotropin (adrenocorticotrophic hormone). This is because the frequently used dose of corticotropin (250µg) represents a supraphysiological dose that can render the test less sensitive.^[138] It is generally accepted that lower doses of corticotropin (0.5–1µg) are as effective in producing a stimulated cortisol response and tend to improve the sensitivity of the test.^[150] There are also other issues that need to be considered, particularly when interpreting the results of these types of studies. These include, the issue of whether

the study drug was administered for long enough to reach steady-state levels, issues pertaining to the dosage (e.g. recommended vs higher than licensed dosage), characteristics of the study population (e.g. healthy volunteers vs patients with allergic rhinitis), state of activity (e.g. sedentary vs normal day activity study), duration and timing of the urine collection period (e.g. 12-hour vs <12-hour collection period), method of cortisol assay (e.g. radioimmunoassay vs liquid chromatography tandem mass spectrometry), method of statistical analysis of results (e.g. use of conventional vs unconventional statistical tests), and, importantly, whether the study was adequately powered. The latter consideration is particularly important when comparisons are made between active therapies. It is understandably essential that these and other limitations are considered in determining the validity and strength of any conclusions. Although the influence of intranasal therapy on the HPA axis is the evaluation most often used for determining the bioavailability of systemic corticosteroids, other evaluations on bone turnover with osteocalcin, or bone growth with knemometry, have also been employed.

There is still concern that the continued and, in some cases, prolonged use of intranasal corticosteroids may be associated with systemic adverse effects, including suppression of the HPA axis and an effect on growth. This complicates the use of oral and, in some cases, inhaled corticosteroids for the treatment of asthma. Certainly, the introduction of intranasal formulations has reassured, but has not completely dispelled these fears. For instance, dexamethasone spray and betamethasone drops can rarely provoke systemic effects.^[151-155] Additionally, the dosage at which clinically relevant systemic adverse events occur remains controversial.^[156,157]

A small number of studies have suggested significant effects of intranasal corticosteroids on the HPA axis.^[158,159] Despite such isolated studies, the overwhelming clinical and pharmacokinetic evidence in the published literature to date clearly supports the view that intranasal corticosteroids are unlikely to cause any significant suppression of the HPA axis when administered short-term at the re-

commended therapeutic dosage.^[121,140,160-164] Patients exclusively receiving intranasal corticosteroids appear to be at a very low risk of developing HPA axis suppression because of a number of important factors, including the extensive hepatic first-pass metabolism, limited systemic drug availability and the low dosage.^[165-167] This is particularly the case with the newer intranasal corticosteroids, including fluticasone propionate, budesonide, triamcinolone and mometasone, which do not appear to have any significant effects on the HPA axis.^[121,140,158,162-164,168-171] The addition of intranasal corticosteroids to inhaled corticosteroids does not appear to increase suppression of the HPA axis.^[172] It is important to bear in mind that the apparent lack of HPA axis suppression with intranasal corticosteroids does not preclude the occurrence of other systemic adverse effects, particularly as this endpoint may not be the most sensitive index of systemic bioavailability. The risk of such effects is very much dependent on the systemic bioavailability of the corticosteroid used. This can vary widely, by up to 100-fold in some cases, depending on the topical corticosteroid used.^[173]

Two studies have described an effect on children's growth relating to intranasal beclomethasone and budesonide administration.^[174,175] These studies did not necessarily indicate a class-specific effect, however, as there were important differences between the varying intranasal preparations and their systemic bioavailability with intranasal application. At the time of these studies, however, there was limited prospective information and, as a precaution, the FDA felt it appropriate to recommend that all intranasal corticosteroids within the US were labelled with a warning that their use in children may adversely affect growth. Beclomethasone has the highest gastrointestinal absorption of the corticosteroids used in the treatment of asthma (relevant on account of the high proportion of swallowed drug from metered dose administration) and, as a nasal corticosteroid, has a bioavailability of 44%,^[176] second only to triamcinolone in the currently available intranasal spray preparations. An effect on growth, albeit small, is thus likely to be a reflection

of systemic bioavailability with intranasal beclomethasone when it is administered at its standard recommended dosage for a prolonged period (one year in this study).^[174] Budesonide has a lower systemic bioavailability, and the report of an effect of intranasal budesonide on growth stemmed from the administration of the adult dose of 200 µg twice daily. Moreover, this result could not be reproduced in another study investigating the effect of budesonide 400 µg daily on child growth assessed by lower leg knemometry.^[177] Compared with placebo, the study failed to find any inhibitory effect on the short-term growth rate of the children involved. The situation with budesonide is thus not so clearcut. More prospective data is urgently required to further evaluate the safety profile of intranasal corticosteroids in young children.^[157] The current recommendation of the Committee on Safety of Medicines in the UK is that the height of children receiving prolonged treatment with nasal corticosteroids should be monitored. If growth appears to be inhibited or slowed, then a paediatric referral should be considered.^[82]

The newer topical corticosteroids, such as mometasone and fluticasone propionate, have a substantially reduced systemic bioavailability (<1%), particularly when administered nasally, compared with some of the older corticosteroids, such as beclomethasone and budesonide. Prospective studies with mometasone and fluticasone propionate have not identified any adverse effect on growth when used at standard doses in children.^[178] Consequently, the potential for systemic effects can be substantially reduced by careful selection of the intranasal corticosteroid.^[176,178,179]

4.3.3 Other Systemic Effects

Smell and taste disturbances and hypersensitivity reactions, including bronchospasm, have been reported to rarely occur.^[82] Although adverse effects such as dermal atrophy, cataract formation, glaucoma, metabolic changes, and behavioural abnormalities have been reported in patients receiving corticosteroids administered via other routes, there are no reports to date that link such effects to corticosteroids administered solely via the nasal route.^[156]

4.3.4 Use in Pregnancy

There are currently no data to substantiate any association between intranasal corticosteroids and congenital malformations. Inhaled corticosteroids such as beclomethasone or budesonide^[180] are not thought to have potential teratogenic or embryotoxic effects, and are used widely by pregnant women with asthma. Although the choice of agents should be based on evidence of fetal safety, the issues of efficacy and maternal health also need to be considered in order to optimise any management plan.^[110]

5. Specific Corticosteroids

5.1 Beclomethasone

Beclomethasone has been reviewed by Edelman and van Os.^[181] It has a slow gastrointestinal absorption and a rapid first-pass inactivation by the liver.^[182] The absolute bioavailability of intranasal beclomethasone is 44%.^[176,183] Intranasal dosage of up to 400 µg/day of beclomethasone have not been associated with suppression of the HPA axis when given for up to 6 months.^[166,182] However, when used at twice the recommended therapeutic maximal dosage (800 µg/day), beclomethasone was found to reduce urinary cortisol.^[184] Despite not having any significant effect on the HPA axis, 12 months' treatment with beclomethasone (mean dose 168 µg twice daily) was reported to exert a small but significant ($p < 0.01$) effect on the growth of 6- to 9-year-old children with a mean growth velocity of 4.78 cm/year compared with 6.11 cm/year for the placebo group. This difference of 1.33 cm/year was found to be statistically significant ($p < 0.01$).^[185]

A small case series has demonstrated a low incidence of cataracts related to the use of inhaled and intranasal beclomethasone.^[186] This case series included 21 spontaneous reports of posterior subcapsular cataracts in patients receiving either intranasal or inhaled corticosteroids. Nine patients were also receiving systemic corticosteroids, which could have influenced the risk of developing cataracts. There were also limitations in this study pertaining to the paucity of details provided, particularly in relation to the dosage and duration of therapy. A

further large-scale observational cohort study of patients aged <70 years, showed the incidence of cataracts following intranasal beclomethasone use was 1/1000 person-years,^[187] similar to the incidence rate in the nonusers. However, recipients of oral corticosteroids were at a higher risk of cataract (2.2/1000 person-years). In the UK register of spontaneously reported adverse drug reactions, two cases of cataract associated with the use of intranasal beclomethasone have been reported, representing 0.56% of all reports of cataracts in the UK.^[157] For cataract and intranasal corticosteroids, the proportional reporting ratio (PRR) was 5 with a χ^2 of 6.39 ($p < 0.0115$). Despite the significant PRR, the evidence presented overall in the literature certainly does not currently support an association between intranasal corticosteroids and an increased risk of developing cataracts. The raised PRR is probably indicative of a theoretical risk particularly with prolonged high dose therapy.^[157] Further studies are required to substantiate these findings.

A large case-controlled study of elderly patients receiving either beclomethasone or fluticasone propionate, did not find an increased risk of developing raised intraocular pressure or low-angle glaucoma.^[188] This applied to both low-to-medium doses and high doses of the inhaled corticosteroids. According to manufacturer's data on file only 25 cases of glaucoma/raised intraocular pressure were reported in patients treated with intranasal beclomethasone between 1975 and 1996.^[189]

Intranasal beclomethasone has not been found to have a detrimental effect on nasal mucosa or physiology. Rhinoscopic and histopathological examination of the nasal mucosa after 12 months of treatment with intranasal beclomethasone did not reveal any evidence of adverse effects.^[190] Electron microscopic analysis of 142 nasal biopsies showed no detrimental effect on the nasal mucosa following 9–36 months of treatment with intranasal beclomethasone (400 $\mu\text{g}/\text{day}$).^[191] Septal perforation is a rare complication following the use of intranasal beclomethasone. This has been confirmed in literature reviews.^[142,182] According to manufacturer's data on file only 70 cases of septal perforation were

reported following the use of intranasal beclomethasone between 1974 and 1996.^[189]

The use of intranasal beclomethasone during pregnancy and lactation is not advised by the manufacturer as no prospective studies have been undertaken under such circumstances.^[192] A record linkage study has suggested, however, that the rate of congenital malformations in women exposed to beclomethasone during the first trimester does not exceed background rates.^[54] The Beconase® patient information leaflet for the non-prescription product advises the consumer to seek advice from their doctor prior to using intranasal beclomethasone during pregnancy.^[193]

The local adverse effects associated with intranasal beclomethasone are minimal and include dryness/irritation of nose and throat, unpleasant taste and smell, headache and minor epistaxis. Rare cases of raised intraocular pressure or glaucoma have been reported in association with intranasal beclomethasone administration. The overall reporting frequency for adverse events is very low (approximately 0.18 events per estimated 1000 patient-years).^[189,192] There have been no reported incidences of overdose with intranasal beclomethasone. However, it has been shown that at a dosage of 8 mg/day, intranasal beclomethasone did have an effect on the HPA axis in some but not all subjects, with a return to normality after 48 hours.^[194] No other local or systemic adverse effects have been reported to date.^[5]

5.2 Budesonide

Budesonide aqueous nasal spray has a systemic bioavailability level of 31%.^[176] In an open 12-month study, intranasal budesonide used in the treatment of vasomotor (perennial non-allergic) rhinitis at a dose of 400 $\mu\text{g}/\text{day}$ did not lead to any significant changes in haematological, biochemical or plasma cortisol levels.^[195] The long-term safety and tolerability of intranasal budesonide (200–400 $\mu\text{g}/\text{day}$) has been substantiated over a 12-month period, in which it was not found to cause either nasal mucosal atrophy or suppression of the HPA axis.^[196] In a study lasting up to 5.5 years, the

continued use of budesonide nasal aerosol had no measurable effect on the HPA axis and did not alter the nasal epithelium.^[197] At a daily dosage of 200µg, intranasal budesonide has not been found to have an effect on the HPA axis.^[140,158] One multidose study did report a reduction in urinary cortisol with the use of intranasal budesonide at a daily dosage of 200–800µg.^[184] Using knemometry, it was shown that 4-week treatment with intranasal budesonide (200–400 µg/day) did not significantly affect growth velocity, although a trend toward reduction was seen with the 400 µg/day dosage.^[176] However, in another study comparing terfenadine (60 mg/day), intranasal budesonide 200 µg/day, and depot methylprednisolone 60mg, a significant reduction in growth velocity was observed over a 6-week period in those children receiving the nasal and systemic corticosteroids.^[198] No other local or systemic adverse effects have been reported to date.^[5]

5.3 Ciclesonide

Ciclesonide is a new, non-halogenated topical corticosteroid with anti-inflammatory properties,^[199] that has recently been found to be effective in the treatment of allergic rhinitis (dose of 200µg into each nostril), and has displayed excellent local and systemic tolerability profiles.^[200] A recent placebo-controlled, randomised, double-blind study assessed the influence of inhaled ciclesonide on the circadian time serum cortisol rhythm, and concluded that at a daily dosage of 800µg for 7 days, inhaled ciclesonide did not exert any significant effects on the HPA axis.^[201] The systemic bioavailability of intranasal ciclesonide is currently unknown. There have been no reports of systemic adverse effects related to the use of topical ciclesonide to date.

5.4 Flunisolide

Flunisolide aqueous nasal spray has a systemic bioavailability level of 40–50%.^[202] No effects of intranasal flunisolide on the HPA axis or growth have been reported to date. A recent 1-year trial evaluating the safety profile of flunisolide hydrofluoroalkane in children with asthma reported no adverse effects associated with HPA axis function,

including linear growth in 6- to 11-year-old children, when compared with beclomethasone and sodium cromoglycate.^[203] The excipients, polyethylene glycol and polypropylene glycol, can cause transient local irritation manifesting as a stinging sensation.^[5] No other local or systemic adverse effects have been reported to date.^[5]

5.5 Fluticasone Propionate

The pharmacokinetic profile of intranasal fluticasone propionate minimises the potential for systemic adverse effects. It is estimated that the major portion of the dose is cleared by the nasal cilia and eventually swallowed.^[204] Fluticasone propionate aqueous nasal spray has a systemic bioavailability of 0.42–0.51%.^[133,176] In view of the low systemic bioavailability and the low therapeutic doses used, there is a low risk of developing suppression of the HPA axis. Although the findings in one study in healthy volunteers suggested that intranasal fluticasone propionate administration was associated with a clinically significant suppression of urinary cortisol,^[158] this has not been reported by extensive studies in patient populations (see section 4.2 for a more detailed discussion concerning intranasal corticosteroid bioavailability, particularly in relation to fluticasone propionate). The effects of intranasal fluticasone propionate on HPA axis function were investigated by analysis of morning plasma cortisol concentrations, response to corticotropin and 24-hour urinary free-cortisol excretion.^[205] There was no evidence of effects on adrenal function, even at high doses of intranasal fluticasone propionate. Other studies have not found intranasal fluticasone propionate to have an effect on the HPA axis at a daily dose of 200µg in adults^[115,164,178,206] or children.^[169,207] The overwhelming evidence in the literature regarding the short-term intranasal use of therapeutic doses of intranasal fluticasone propionate certainly backs its clinical safety in that respect.^[208] Intranasal fluticasone propionate has not been found to have a significant effect on growth. A study comparing intranasal fluticasone propionate treatment with placebo showed the two groups to be comparable in terms of longitudinal leg growth in a

2-week study in children using knemometry.^[209] Inhaled fluticasone propionate has not been shown to have any adverse effects on the growth of children in studies over a period of 12 months.^[210]

Intranasal fluticasone propionate use has not been associated with any ocular adverse effects. A large case-controlled study of elderly patients using either beclomethasone or fluticasone propionate did not find an increased risk of developing raised intraocular pressure or low-angle glaucoma.^[188] This applied to both low-to-medium doses and high doses of the inhaled corticosteroids. There was no evidence of posterior subcapsular cataracts or glaucoma in patients treated for 1 year with intranasal fluticasone propionate at a dose of 200 µg/day.^[208]

There has been one report in the literature of a possible link between intranasal fluticasone propionate administration and the onset of benign intracranial hypertension in a 13-year-old boy.^[211] However, it must be stressed that this was an isolated report with poor adherence to the strict diagnostic criteria for this condition. To date, a cause-effect link has yet to be firmly established.

There is no evidence of intranasal fluticasone propionate having any detrimental effect on the nasal mucosa or physiology. Nasal biopsies performed following 12 months of treatment with intranasal fluticasone propionate (200 µg/day) did not reveal any abnormalities on histopathological examination.^[121,212] There has recently been controversy regarding the possible ciliostatic effect of benzalkonium chloride, a preservative used in many nasal sprays, on human nasal epithelium *in vivo*. A single-centre, double-blind nasal biopsy study in 22 patients receiving intranasal fluticasone propionate containing benzalkonium chloride, using scanning and transmission electron microscopy examination, found no evidence of such an effect of benzalkonium chloride *in vivo*, when it was applied for 6 weeks (with/without fluticasone propionate) to the nasal mucosa of patients with perennial allergic rhinitis.^[213] Intranasal fluticasone propionate has also been shown to have no detrimental effect on nasal physiological parameters following 12 months of treatment at a dose of 200 µg/day.^[214] The incidence

of septal perforation associated with intranasal fluticasone propionate use is rare, except in the presence of other predisposing factors.^[215]

The use of intranasal fluticasone propionate during pregnancy and lactation is not advised by the manufacturer as no prospective studies have been undertaken under such circumstances. There is thus inadequate evidence currently on the safety profile of fluticasone propionate in human pregnancy. In animal reproduction studies, adverse effects typical of potent corticosteroids are only seen following high systemic exposure levels. In the case of direct intranasal application, minimal systemic exposure is ensured.^[216,217] The consumer is advised to seek advice from their doctor prior to using intranasal fluticasone propionate during pregnancy.

Considering the very low plasma concentration of fluticasone propionate following intranasal application, clinically significant drug interactions are unlikely.^[218] Fluticasone propionate is metabolised by the cytochrome P450 enzyme CYP3A4 to an inactive carboxylic acid metabolite. Therefore, care should be taken when co-administering known strong CYP3A4 inhibitors (e.g. ritonavir or ketoconazole), as there is potential for interaction and subsequent increased risk of systemic adverse effects of fluticasone propionate.^[218]

A few local adverse effects have been linked with the use of intranasal fluticasone propionate. These are probably related to the nasal spray itself rather than any active ingredients, and include dryness/irritation of the nose and throat, unpleasant taste and smell, headache, and minor epistaxis. The overall reporting frequency for adverse events is very low, with 0.02% of individuals who have received fluticasone propionate experiencing an adverse event.^[216]

There have been few reported incidences of intranasal fluticasone propionate overdose. According to a report from the manufacturer, there were five cases of overdose from 13.1 million patient-years of exposure were reported between March 1998 and August 2001.^[219] Incidentally, intranasal fluticasone propionate administered at 20 times the recommended dosage (2mg twice daily) for 7 days, in healthy

adult volunteers, showed no adverse effect on the HPA axis.^[204] No other local or systemic adverse effects have been reported to date.^[5]

5.6 Mometasone

Mometasone aqueous nasal spray has a systemic bioavailability of 0.46%.^[176] In a crossover controlled study,^[140] 5-day courses of intranasal mometasone at a clinically recommended dosage (200 µg/day) did not have any significant effect on the HPA axis, bone metabolism or basic haematological parameters. This was confirmed by the results of two further studies.^[166,220] Over a 1-year period, treatment of children with perennial rhinitis with intranasal mometasone (100 µg/day) did not appear to suppress the HPA axis or have any inhibitory effect on their short-term growth rate.^[178] These findings were paralleled by the results of another study, which failed to detect any effect on the HPA axis in children treated with intranasal mometasone (50, 100, and 200 µg/day) for 7 days.^[221] A dose-ranging study of intranasal mometasone in children with seasonal allergic rhinitis concluded that at a dosage of up to 200 µg/day, intranasal mometasone was well tolerated with no significant effects on the HPA axis.^[222] The satisfactory safety profile of intranasal mometasone in adults and children with allergic rhinitis has been recently reiterated in reviews^[160,223] of the most recent and relevant clinical trials concerning this issue.

A study of adult patients with perennial rhinitis treated for 12 months with intranasal mometasone (200 µg/day) showed no adverse tissue changes in nasal biopsies following treatment.^[224] Similarly, no significant effect of intranasal mometasone (200 µg/day) on olfactory function or mucociliary clearance could be detected.^[225]

No other local or systemic adverse effects have been reported to date.^[5]

5.7 Triamcinolone

Despite having a systemic bioavailability of 46%,^[176] intranasal triamcinolone does not appear to cause suppression of the HPA axis. The possible systemic effects of intranasal triamcinolone (110 or

200 µg/day) aqueous nasal spray on the HPA axis were assessed in a study of male subjects with allergic rhinitis.^[162] Morning plasma cortisol levels, urinary cortisol, and corticotropin stimulation were evaluated. No significant effect of the nasal corticosteroid on these parameters was found. In another study, no significant changes of morning serum cortisol levels were recorded in 93 patients with allergic rhinitis taking intranasal triamcinolone (110, 220, and 440 µg/day) for >1 year.^[226] This finding was further confirmed in one long-term^[227] and three medium-term^[228-230] studies in adult patients. In a further crossover-controlled study,^[140] 5-day courses of intranasal triamcinolone at clinically recommended doses did not affect the HPA axis, bone metabolism, or basic haematological parameters. A study conducted in healthy volunteers after a 4-day course of intranasal triamcinolone (220 µg/day) did not report any significant change in overnight urinary cortisol levels.^[184] No effect of intranasal triamcinolone was found on serum cortisol or the stimulated corticotropin response in another study.^[158] The lack of effect on HPA axis was also established in a study in children.^[161] The safety of once-daily administration of intranasal triamcinolone (220 µg/day) for 3 weeks was evaluated in 429 patients with seasonal allergic rhinitis compared with a placebo group.^[231] The results showed no significant difference between the two groups. Similar results were obtained in another study.^[163] In perennial allergic rhinitis, a multicentre study evaluating the safety of once-daily regimen of intranasal triamcinolone (110, 220, and 440 µg/day) in patients aged between 12 and 65 years demonstrated a satisfactory profile.^[232]

Clinical and pathological studies have also been carried out to investigate the long-term effects of intranasal triamcinolone on the nasal epithelium. One such study was a long-term prospective local safety study evaluating the endoscopic and histological changes in the nasal epithelium after a 6-month treatment period with intranasal triamcinolone.^[233,234] Results were also compared with those seen with cetirizine and beclomethasone dipropionate. Overall, the results indicated that

long-term intranasal triamcinolone treatment did not result in atrophic changes in the epithelium or impairment of mucociliary function. No other local or systemic adverse effects have been reported to date.^[5]

6. Specific Safety and Tolerability Considerations

6.1 Paediatric Population

Although the principles of pharmacological treatment are identical to those in adults, caution has to be exercised in order to avoid adverse events typical in the paediatric population.^[107,235] Dosage adaptation and special terms are often necessary, not only because of the age factor, but also to ensure that optimum therapeutic efficacy is achieved.^[236,237]

Although often trivialised by parents and doctors, allergic rhinitis is a significant cause of morbidity in the paediatric population, leading to social embarrassment on account of the rhinitis, and on account of the widespread mucosal inflammation affecting several target organs, and a generalised sense of malaise with cognitive function impairment. This can be further compounded by inappropriate antihistamine treatment.^[238] For rhinoconjunctivitis in children, intranasal corticosteroids remain the most effective treatment currently available. Although there is a theoretical risk of systemic adverse effects, this has not been shown in practice, particularly with the modern intranasal corticosteroids which have low bioavailability (<30%) with little evidence of significant systemic absorption. It is fairly self-evident that the minimal dose of intranasal corticosteroids should be used when control of symptoms is required. In contrast to the clear inhibitory effect upon growth and growth velocity of oral and depot corticosteroid preparations,^[198] the overwhelming evidence does not support a similar effect relating to intranasal corticosteroids administration.^[177,178] As previously discussed in section 4.3.2, two studies with intranasal beclomethasone^[174] and intranasal budesonide^[175] did report inhibitory effects on growth. With this in mind, it is generally agreed nowadays that intranasal corticosteroids with high

systemic bioavailability should not be recommended for use in children.^[153]

With their action mainly centred on the target organ, and in conjunction with lack of any associated significant systemic effects, the use of intranasal antihistamines, such as levocabastine and azelastine, is clearly advantageous in children. However, despite being safe and useful for relieving nasal/ocular symptoms of allergic rhinitis, the intranasal antihistamines lack the degree of efficacy achieved by intranasal corticosteroids and are thus more appropriate for the treatment of mild or intermittent forms of allergic rhinitis in children, especially where nasal obstruction is not a prominent symptom.^[5,20]

6.2 Pregnancy

Allergic rhinitis affects around one-third of women of child bearing age,^[54] and is often aggravated by pregnancy.^[239-241] Caution must be exercised when prescribing medications to pregnant women, particularly in relation to the potential risk of congenital malformations. A satisfactory safety and tolerability profile in adults does not necessarily rule out such effects in a fetus. Therefore, it is vital when prescribing in pregnancy to consider the benefit/risk ratio for the fetus as well as the mother.^[5] Conversely, it must be stressed that in studies pertaining to the possible teratogenic and embryotoxic effects of medications, consideration of the needs of the symptomatic mother for treatments that adequately control the disease, should not be overlooked. Treatment in pregnancy is thus a balance of risk against efficacy, with the balance tilted in favour of safety. Fortunately, topical therapy for the nose has made available an effective treatment modality associated with a minimal risk of systemic adverse effects.

With respect to inhaled corticosteroids, there have been no documented prospective epidemiological studies on their use during pregnancy, but they are frequently used by pregnant women with asthma and have not as yet been incriminated as teratogens.^[54] No maternal-fetal adverse effects were

reported in 40 pregnant women with asthma who were treated with beclomethasone.^[242]

Although some first-generation antihistamines (e.g. brompheniramine, promethazine, diphenhydramine and hydroxyzine) have been shown to be teratogenic in animals,^[243,244] there is no evidence for any such effects in humans.^[245] Second-generation intranasal antihistamines have not so far been incriminated as human teratogens or embryotoxins and their use during pregnancy is currently not specifically contraindicated.^[54]

6.3 The Elderly

Intranasal corticosteroids and topical second-generation antihistamines are fairly well tolerated in the elderly with minimal adverse effects.^[5]

7. Conclusion

Taking into account the results of the studies undertaken on intranasal antihistamines and intranasal corticosteroids, it is generally agreed, nowadays, that intranasal corticosteroids are more potent and efficacious in reducing the symptoms of allergic

rhinitis than intranasal antihistamines,^[246,247] with the particular advantage being most obvious for nasal obstruction.^[108,112] The superior efficacy of intranasal corticosteroids is not only evident clinically, but also when one considers other objective parameters, such as inflammatory markers, rhinomanometry, acoustic rhinometry, and quality-of-life assessments.^[112,126]

While there exist clear differences in the degree of therapeutic efficacy when intranasal corticosteroids and intranasal antihistamines are compared, no such trend can be identified in the safety/tolerability profiles of these two classes of drugs. Apart from minor qualitative differences in the nature of localised adverse events linked to intranasal corticosteroids (e.g. nasal bleeding) and intranasal antihistamines (e.g. sedation), no significant quantitative discrepancies between the two groups have been found. This is mainly due to a generally low incidence of adverse effects in both treatments.^[112] Concern has emerged over the possible effects of intranasal corticosteroids on the HPA axis and growth velocity, however, this risk has not consistently been seen in practice in patients with allergic rhinitis.

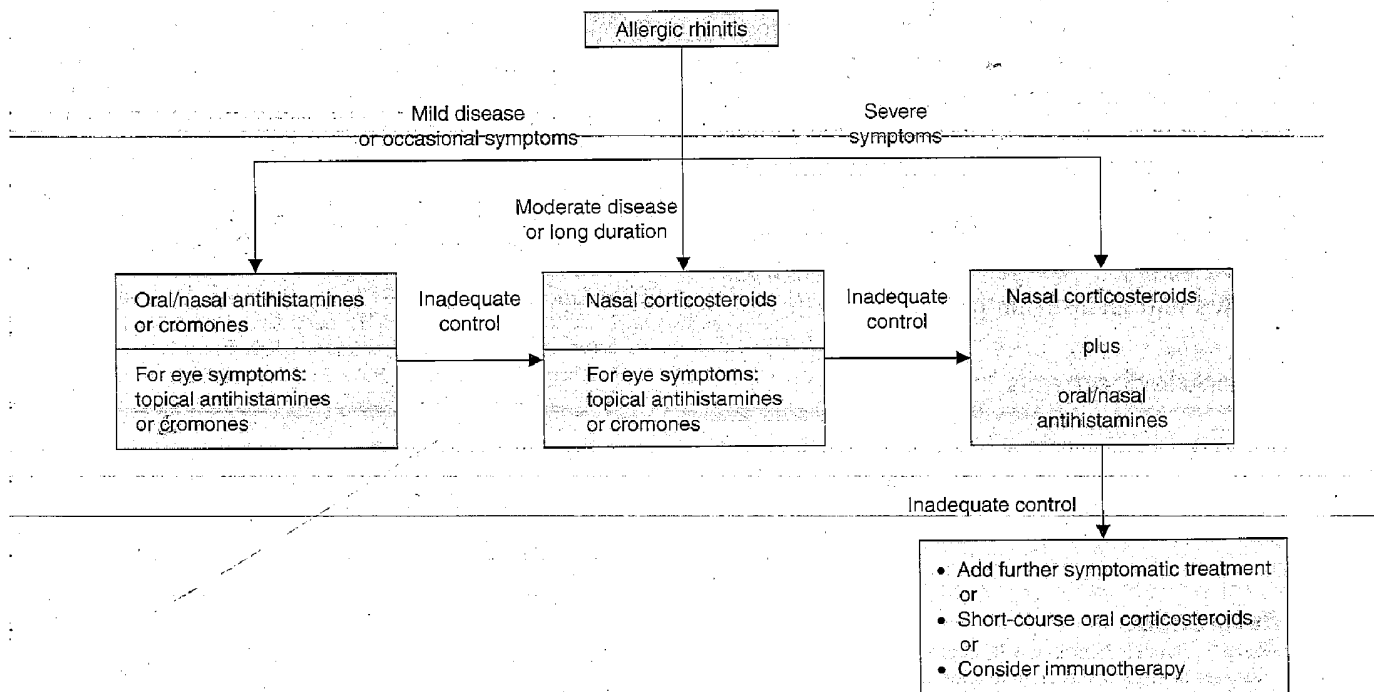


Fig. 1. Algorithm of the management protocol for allergic rhinitis based on the allergic rhinitis and its impact on asthma (ARIA) guidelines.

alone,^[28,206,248,249] although only a few studies have prospectively assessed this. The emerging evidence indicates that there may be a small risk with prolonged use with certain nasal corticosteroids. However, the more recently introduced nasal corticosteroids have a substantially reduced systemic bioavailability profile and as such negate this concern. Furthermore, in children and asthmatic patients requiring inhaled corticosteroids, careful selection of the intranasal corticosteroid in conjunction with their use at the lowest possible doses, will significantly reduce the potential for any systemic effects.^[176,179]

The current consensus of opinion, as has been expressed in the recent ARIA document,^[5] recommends topical antihistamine therapy for mild persistent organ-limited disease or as an on-demand medication for intermittent disease. Intranasal corticosteroids are now accepted as the gold standard therapeutic choice in allergic rhinitis,^[250] and as such are recommended as highly effective first-line treatment for patients with allergic rhinitis with moderate-to-severe and/or persistent symptoms (figure 1).^[5,105-107,112] In practice, however, the balance between the two agents should be tailored to the individual needs of the patient. There is no evidence that combining intranasal corticosteroids and intranasal antihistamines provides any additional therapeutic benefit to intranasal corticosteroids alone.^[112,126] Furthermore, the recent intriguing evidence that 'as required' treatment with an intranasal corticosteroid is more effective than 'as required' oral antihistamines, has yet to be confirmed and assimilated into mainstream practice.^[251]

Acknowledgements

This work was supported by a research grant from the Royal College of Surgeons of England. There are no potential conflicts of interest directly relevant to the content of this review.

References

1. Aberg N, Sundell J, Eriksson B, et al. Prevalence of allergic diseases in schoolchildren in relation to family history, upper respiratory infections, and residential characteristics. *Allergy* 1996; 51 (4): 232-7
2. Sibbald B. Epidemiology of allergic rhinitis. In: Burr ML, editor. *Epidemiology of clinical allergy*. Monographs in allergy. Basel: Karger, 1993; 31: 61-9
3. Strachan D, Sibbald B, Weiland S, et al. Worldwide variations in prevalence of symptoms of allergic rhinoconjunctivitis in children: the International Study of Asthma and Allergies in Childhood (ISAAC). *Pediatr Allergy Immunol* 1997; 8 (4): 161-76
4. Spector SL. Overview of comorbid associations of allergic rhinitis. *J Allergy Clin Immunol* 1997; 99 (2): S773-80
5. Bousquet J, Van Cauwenberge P, Khaltaev N, et al. Allergic rhinitis and its impact on asthma. *J Allergy Clin Immunol* 2001; 108 (5 Suppl.): S147-334
6. Staub AM, Bovet D. Action de la thymoxyethyl-diethylamine (929F) et des éthers phénoliques sur le choc anaphylactique. *CR Soc Biol Fil* 1937; 125: 818-21
7. Levy L, Seabury JH. Spirometric evaluations of Benadryl in asthma. *J Allergy* 1947; 18: 244-50
8. Herxheimer H. Antihistamines in bronchial asthma. *BMJ* 1949; 2: 901-5
9. Pandit PR, Kulkarni SD, Joglekar GV. Study of relationship between antihistaminic, anticholinergic and central depressant properties of various antihistaminics. *Indian J Med Sci* 1973; 27 (12): 920-4
10. Stone CA, Wenger H, Ludden CT, et al. Antiserotonin-antihistaminic properties of cyroheptadine. *J Pharmacol Exp Ther* 1961; 131: 73-84
11. Byck R. Drugs and the treatment of psychiatric disorders. In: Goodman LS, Gilman A, editors. *The pharmacological basis of therapeutics*. New York: McMillan, 1975: 152-200
12. Casterline CL, Evans R. Further studies on the mechanism of human histamine-induced asthma: the effect of an aerosolized H1 receptor antagonist (diphenhydramine). *J Allergy Clin Immunol* 1977; 59 (6): 420-4
13. Moser L, Huther KJ, Koch-Weser J, et al. Effects of terfenadine and diphenhydramine alone or in combination with diazepam or alcohol on psychomotor performance and subjective feelings. *Eur J Clin Pharmacol* 1978; 14 (6): 417-23
14. Cheng HC, Woodward JK. Antihistaminic effect of terfenadine: a new piperidine-type-antihistamine. *Drug Dev Res* 1982; 2: 181-96
15. Noble S, McTavish D. Levocabastine: an update of its pharmacology, clinical efficacy and tolerability in the topical treatment of allergic rhinitis and conjunctivitis. *Drugs* 1995; 50 (6): 1032-49
16. Howarth PH. Antihistamines in rhinoconjunctivitis. In: Simons E, editor. *Histamines and H1-antihistamines in allergic diseases*. New York: Marcel Dekker Inc, 2002: 179-220
17. Holmberg K, Pipkorn U, Bake B, et al. Effects of topical treatment with H1 and H2 antagonists on clinical symptoms and nasal vascular reactions in patients with allergic rhinitis. *Allergy* 1989; 44 (4): 281-7
18. Palma-Carlos AG, Palma-Carlos ML, Rombaut N. The effect of levocabastine nasal spray in nasal provocation tests. *Int J Clin Pharmacol Res* 1988; 8 (1): 25-30
19. Corren J, Rachelefsky G, Spector S, et al. Onset and duration of action of levocabastine nasal spray in atopic patients under nasal challenge conditions. *J Allergy Clin Immunol* 1999; 103 (4): 574-80
20. Schata M, Jorde W, Richarz-Barthauer U. Levocabastine nasal spray better than sodium cromoglycate and placebo in the topical treatment of seasonal allergic rhinitis. *J Allergy Clin Immunol* 1991; 87 (4): 873-8

21. Hampel FC, Martin BG, Dolen J, et al. Efficacy and safety of levocabastine nasal spray for seasonal allergic rhinitis. *Am J Rhinol* 1999; 13 (1): 55-62
22. Bende M, Pipkorn U. Topical levocabastine, a selective H1 antagonist, in seasonal allergic rhinoconjunctivitis. *Allergy* 1987; 42 (7): 512-5
23. Søhoel P, Freng BA, Kramer J, et al. Topical levocabastine compared with orally administered terfenadine for the prophylaxis and treatment of seasonal rhinoconjunctivitis. *J Allergy Clin Immunol* 1993; 92 (1 Pt 1): 73-81
24. Palma-Carlos AG, Chieira C, Conde TA, et al. Double-blind comparison of levocabastine nasal spray with sodium cromoglycate nasal spray in the treatment of seasonal allergic rhinitis. *Ann Allergy* 1991; 67 (4): 394-8
25. Knight A. The role of levocabastine in the treatment of allergic rhinoconjunctivitis. *Br J Clin Pract* 1994; 48 (3): 139-43
26. Kremer B, Tundermann A, Goldschmidt O. Onset of action, effectiveness and tolerance of levocabastine and nedocromil in topical therapy of seasonal allergic rhinoconjunctivitis: The Deutsche Rhinitis-Studiengruppe. *Arzneimittel Forschung* 1998; 48 (9): 924-30
27. Di Lorenzo G, Gervasi F, Drago A, et al. Comparison of the effects of fluticasone propionate, aqueous nasal spray and levocabastine on inflammatory cells in nasal lavage and clinical activity during the pollen season in seasonal rhinitis. *Clin Exp Allergy* 1999; 29 (10): 1367-77
28. Ortolani C, Foresi A, Di Lorenzo G, et al. A double-blind, placebo-controlled comparison of treatment with fluticasone propionate and levocabastine in patients with seasonal allergic rhinitis: FLNCO2 Italian Study Group. *Allergy* 1999; 54 (11): 1173-80
29. Baraldi E, Azzolin NM, Carra S, et al. Effect of topical steroids on nasal nitric oxide production in children with perennial allergic rhinitis: a pilot study. *Respir Med* 1998; 92 (3): 558-61
30. van de Heyning PH, van Haesendonck J, Creten W, et al. Effect of topical levocabastine on allergic and non-allergic perennial rhinitis: a double-blind study, levocabastine vs placebo, followed by an open, prospective, single-blind study on beclomethasone. *Allergy* 1988; 43 (5): 386-91
31. International Product Information Document. Livostin Clinical Monograph, Janssen Pharmaceutica, 1995
32. Borum S, Nielsen K, Bisgaard H, et al. Experimentally induced nasal hypersecretion does not reduce the efficacy of intranasal levocabastine. *Rhinology* 1998; 36 (4): 153-5
33. Dechant KL, Goa KL. Levocabastine: a review of its pharmacological properties and therapeutic potential as a topical antihistamine in allergic rhinitis and conjunctivitis. *Drugs* 1991; 41 (2): 202-24
34. Heykants J, Van Peer A, Van de Velde V, et al. The pharmacokinetic properties of topical levocabastine: a review. *Clin Pharmacokinet* 1995; 29 (4): 221-30
35. Okuda M, Tomiyama S, Baba S, et al. Phase I study of R 50547 (levocabastine hydrochloride) nasal spray (1st report): single administration study [in Japanese]. *Jibi To Rinsho* 1995; 41 Suppl. 1: 281-300
36. Okuda M, Tomiyama S, Ohinishi M, et al. Phase I study of R 50547 (levocabastine hydrochloride) nasal spray (2nd report): repeated administration study [in Japanese]. *Jibi To Rinsho* 1995; 41 Suppl. 1: 301-25
37. Heykants JJP. Antihistamines. In: Van Boxel CJ, Holford NHG, Danhof M, editors. *The in vivo study of drug action*. Amsterdam: Elsevier Science, 1992: 337-56
38. Pesco-Koplowitz L, Hassell A, Lee P, et al. Lack of effects of erythromycin and ketoconazole on the pharmacokinetics and pharmacodynamics of steady-state intranasal levocabastine. *J Clin Pharmacol* 1999; 39 (1): 76-85
39. Frostad AB, Olsen AK. A comparison of topical levocabastine and sodium cromoglycate in the treatment of pollen-provoked allergic conjunctivitis. *Clin Exp Allergy* 1993; 23 (5): 406-9
40. Davies BH, Mullins J. Topical levocabastine is more effective than sodium cromoglycate for the prophylaxis and treatment of seasonal allergic conjunctivitis. *Allergy* 1993; 48 (7): 519-24
41. Vermeulen J, Mercer M. Comparison of the efficacy and tolerability of topical levocabastine and sodium cromoglycate in the treatment of seasonal allergic rhinoconjunctivitis in children. *Pediatr Allergy Immunol* 1994; 5 (4): 209-13
42. Howarth PH. A review of the tolerability and safety of levocabastine eye drops and nasal spray: implications for patient management. *Mediators Inflamm* 1995; 4 Suppl 1: S26-S30
43. Bahmer FA, Ruprecht KW. Safety and efficacy of topical levocabastine compared with oral terfenadine. *Ann Allergy* 1994; 72 (5): 429-34
44. A comparison of topical levocabastine and oral terfenadine in the treatment of allergic rhinoconjunctivitis: The Livostin Study Group. *Allergy* 1993; 48 (7): 530-4
45. Drouin MA, Yang WH, Horak F. Faster onset of action with topical levocabastine than with oral cetirizine. *Mediators Inflamm* 1995; 4 Suppl. 1: S5-S10
46. Azevedo M, Castel-Branco MG, Oliveira JF, et al. Double-blind comparison of levocabastine eye drops with sodium cromoglycate and placebo in the treatment of seasonal allergic conjunctivitis. *Clin Exp Allergy* 1991; 21 (6): 689-94
47. Wihl JA, Rudblad S, Kjellen H, et al. Levocabastine eye drops versus sodium cromoglycate in seasonal allergic conjunctivitis. *Clin Exp Allergy* 1991; 21 Suppl. 2: 37-8
48. Busse W, Janssens M, Eisen G, et al. Is there a place for topical antihistamine/decongestant combination in the treatment of seasonal allergic rhinitis? Belgium: Janssen Pharmaceutica, 1995 (Data on file)
49. Kurzawa R, Kossek M, Doniec Z, et al. Clinical efficacy and safety of levocabastine in the therapy in children suffering from seasonal allergic rhinitis and conjunctivitis who are less than 12 year of age. *Pol Merkurisz Lek* 1998; 4 (23): 269-72
50. Hermens WA, Merkus FW. The influence of drugs on nasal ciliary movement. *Pharm Res* 1987; 4 (6): 445-9
51. Merkus FW, Schusler-van Hees MT. Influence of levocabastine suspension on ciliary beat frequency and mucociliary clearance. *Allergy* 1992; 47 (3): 230-3
52. Rombaut N, Bhatti JZ, Curran S, et al. Effects of topical administration of levocabastine on psychomotor and cognitive function. *Ann Allergy* 1991; 67 (1): 75-9
53. Arriaga F, Rombaut N. Absence of central effects with levocabastine eye drops. *Allergy* 1990; 45 (7): 552-4
54. Mazzotta P, Loebstein R, Koren G. Treating allergic rhinitis in pregnancy: safety considerations. *Drug Saf* 1999; 20 (4): 361-75
55. Horak F, Stubner UP. Comparative tolerability of second generation antihistamines. *Drug Saf* 1999; 20 (5): 385-401
56. McNeely W, Wiseman LR. Intranasal azelastine: a review of its efficacy in the management of allergic rhinitis. *Drugs* 1998; 56 (1): 91-114
57. Simons FE, Simons KJ. Second-generation H1-receptor antagonists. *Ann Allergy* 1991; 66 (1): 5-16

58. McTavish D, Sorkin EM. Azelastine: a review of its pharmacodynamic and pharmacokinetic properties, and therapeutic potential. *Drugs* 1989; 38 (5): 778-800
59. ASTA Medica AG. Azelastine product monograph. Frankfurt am Main Germany, 1997 May
60. Ciprandi G, Pronzato C, Passalacqua G, et al. Topical azelastine reduces eosinophil activation and intercellular adhesion molecule-1 expression on nasal epithelial cells: an anti-allergic activity. *J Allergy Clin Immunol* 1996; 98 (6 Pt 1): 1088-96
61. Ciprandi G, Ricca V, Passalacqua G, et al. Seasonal rhinitis and azelastine: long- or short-term treatment? *J Allergy Clin Immunol* 1997; 99 (3): 301-7
62. Pelucchi A, Chiapparino A, Mastropasqua B, et al. Effect of intranasal azelastine and beclomethasone dipropionate on nasal symptoms, nasal cytology, and bronchial responsiveness to methacholine in allergic rhinitis in response to grass pollens. *J Allergy Clin Immunol* 1995; 95 (2): 515-23
63. Weiler JM, Meltzer EO, Benson PM, et al. A dose-ranging study of the efficacy and safety of azelastine nasal spray in the treatment of seasonal allergic rhinitis with an acute model. *J Allergy Clin Immunol* 1994; 94 (6 Pt 1): 972-80
64. Ratner PH, Findlay SR, Hampel F, et al. A double-blind, controlled trial to assess the safety and efficacy of azelastine nasal spray in seasonal allergic rhinitis. *J Allergy Clin Immunol* 1994; 94 (5): 818-25
65. Meltzer EO, Weiler JM, Dockhorn RJ, et al. Azelastine nasal spray in the management of seasonal allergic rhinitis. *Ann Allergy* 1994; 72 (4): 354-9
66. LaForce C, Dockhorn RJ, Prenner BM, et al. Safety and efficacy of azelastine nasal spray (Astelin NS) for seasonal allergic rhinitis: a 4-week comparative multicenter trial. *Ann Allergy Asthma Immunol* 1996; 76 (2): 181-8
67. Herman D, Garay R, Le Gal M. A randomized double-blind placebo controlled study of azelastine nasal spray in children with perennial rhinitis. *Int J Pediatr Otorhinolaryngol* 1997; 39 (1): 1-8
68. Banov CH, Lieberman P. Efficacy of azelastine nasal spray in the treatment of vasomotor (perennial nonallergic) rhinitis. *Ann Allergy Asthma Immunol* 2001; 86 (1): 28-35
69. Gehanno P, Deschamps E, Garay E, et al. Vasomotor rhinitis: clinical efficacy of azelastine nasal spray in comparison with placebo. *J Otorhinolaryngol Relat Spec* 2001; 63 (2): 76-81
70. Berger WE, Fineman SM, Lieberman P, et al. Double-blind trials of azelastine nasal spray monotherapy versus combination therapy with loratadine tablets and beclomethasone nasal spray in patients with seasonal allergic rhinitis: Rhinitis Study Groups. *Ann Allergy Asthma Immunol* 1999; 82 (6): 535-41
71. Newson-Smith G, Powell M, Baehre M, et al. A placebo controlled study comparing the efficacy of intranasal azelastine and beclomethasone in the treatment of seasonal allergic rhinitis. *Eur Arch Otorhinolaryngol* 1997; 254 (5): 236-41
72. Davies RJ, Lund VJ, Harten-Ash VJ. The effect of intranasal azelastine and beclomethasone on the symptoms and signs of nasal allergy in patients with perennial allergic rhinitis. *Rhinology* 1993; 31 (4): 159-64
73. Gastpar H, Aurich R, Petzold U, et al. Intranasal treatment of perennial allergic rhinitis: comparison of azelastine nasal spray and budesonide nasal aerosol. *Arzneimittel Forschung* 1993; 43 (4): 475-9
74. Dorow P, Aurich R, Petzold U. Efficacy and tolerability of azelastine nasal spray in patients with allergic rhinitis compared to placebo and budesonide. *Arzneimittel Forschung* 1993; 43 (8): 909-12
75. Stern MA, Wade AG, Ridout SM, et al. Nasal budesonide offers superior symptom relief in perennial allergic rhinitis in comparison to nasal azelastine. *Ann Allergy Asthma Immunol* 1998; 81 (4): 354-8
76. Mösger R, Spaeth J, Klimek L. Efficacy and tolerability of levocabastine and azelastine nasal sprays for the treatment of allergic rhinitis. *Mediators Inflamm* 1995; 4 Suppl. 1: S11-5
77. Passali D, Piragine F. A comparison of azelastine nasal spray and cetirizine tablets in the treatment of allergic rhinitis. *J Int Med Res* 1994; 22 (1): 17-23
78. Charpin D, Godard P, Garay RP, et al. A multicenter clinical study of the efficacy and tolerability of azelastine nasal spray in the treatment of seasonal allergic rhinitis: a comparison with oral cetirizine. *Eur Arch Otorhinolaryngol* 1995; 252 (8): 455-8
79. Conde Hernández DJ, Palma Aqilar JL, Delgado Romero J. Comparison of azelastine nasal spray and oral ebastine in treating seasonal allergic rhinitis. *Curr Med Res Opin* 1995; 13 (6): 299-304
80. Gambardella R. A comparison of the efficacy of azelastine nasal spray and loratadine tablets in the treatment of seasonal allergic rhinitis. *J Int Med Res* 1993; 21 (5): 268-75
81. Gastpar H, Nolte D, Aurich R, et al. Comparative efficacy of azelastine nasal spray and terfenadine in seasonal and perennial rhinitis. *Allergy* 1994; 49 (3): 152-8
82. British National Formulary. Number 43. Published by the British Medical Association and the Pharmaceutical Society of Great Britain, 2002 Mar.
83. Kisicki JC, Howard JR, Riethmuller-Winzen H, et al. Azelastine nasal spray: twenty-nine day tolerability and safety study in healthy subjects. Asta Pharma AG / Carter-Wallace Ltd. CP-90-254; 1990 Jul 2 (Data on file)
84. Weliky I, Howard JR, Wichmann JK. Absolute bioavailability (AB) and pharmacokinetics (PK) of azelastine (AZ) [abstract]. *Pharmacol Res* 1990; 22 Suppl. 7: S247
85. Riethmuller-Winzen H, Peter G, Buker KM, et al. Tolerability, pharmacokinetics and dose linearity of azelastine hydrochloride in healthy subjects. *Arzneimittel Forschung* 1994; 44 (10): 1136-40
86. Peter G, Romeis P, Borbe HO, et al. Tolerability and pharmacokinetics of single and multiple doses of azelastine hydrochloride in elderly volunteers. *Arzneimittel Forschung* 1995; 45 (5): 576-81
87. Kisicki JC, Herman R, Niebch G. Amendment No. 1 to the report: azelastine nasal spray: twenty-nine day tolerability and safety study in healthy subjects. Asta Pharma AG / Carter-Wallace Ltd. CP-90-254; 1993 Apr 23 (Data on file)
88. Wallace Laboratories. Azelastine hydrochloride nasal spray prescribing information. New Jersey, USA, 1997
89. Wober W, Diez Crespo C, Bahre M. Efficacy and tolerability of azelastine nasal spray in the treatment of allergic rhinitis: large scale experience in community practice. *Curr Med Res Opin* 1997; 13 (10): 617-26
90. MacMahon MT, Newson-Smith G, Granham SP, et al. Intranasal azelastine in seasonal allergic rhinitis [abstract]. Proceedings of the 95th Annual Meeting of the American Society for Clinical Pharmacology and Therapeutics; 1994 Mar 30-Apr 1; New Orleans (LA): 184.
91. Boné Calvo J, Botey Sala J, Caballero Gómez L. Long term safety and efficacy of azelastine HCl nasal spray in the treatment of children with perennial allergic rhinitis. *Acta Pediatr Esp* 1996; 54 (10): 750-64

92. Gastpar H, Dorow P, Aurich R, et al. Investigation of long-term efficacy and tolerability of azelastine nasal spray in the treatment of perennial allergic rhinitis. *Arzneimittel Forschung* 1993; 43 (7): 771-6
93. Storms WW, Pearlman DS, Chervinsky P, et al. Effectiveness of azelastine nasal solution in seasonal allergic rhinitis. *Ear Nose Throat J* 1994; 73 (6): 382-6, 390-4
94. Cua-Lim F, Cua PE, Perez A. The efficacy and safety of azelastine nasal spray in perennial allergic rhinitis in Philipinos [abstract]. *Allergy* 1997; 52 Suppl. 37: 209
95. Weiler JM, Meltzer EO. Azelastine nasal spray as adjunctive therapy to azelastine tablets in the management of seasonal allergic rhinitis. *Ann Allergy Asthma Immunol* 1997; 79 (4): 327-32
96. Kakiuchi M, Ohashi T, Tanaka K, et al. Central nervous system effects of the novel antiallergic agent HSR-609 and typical antiallergic agents using behavioral and electroencephalographic analyses in dogs. *Nihon Shinkei Seishin Yakurigaku Zasshi* 1998; 18 (5): 189-99
97. Lassig W, Wober W, Hoflich C, et al. Topical therapy of allergic rhinitis in childhood: allergodil nasal spray-non-sedating in children. *Curr Med Res Opin* 1996; 13 (7): 391-5
98. Spaeth J, Klimek L, Mosges R. Sedation in allergic rhinitis is caused by the condition and not by antihistamine treatment. *Allergy* 1996; 51 (12): 893-906
99. Woosley RL, Sale M. QT interval: a measure of drug action. *Am J Cardiol* 1993; 72 (6): 36B-43B
100. Kanè GC, Lipsky JJ. Drug-grapefruit juice interactions. *Mayo Clin Proc* 2000; 75 (9): 933-42
101. Bronsky EA, Meltzer EO, Perhach JL, et al. Cardiac safety of azelastine following 8 weeks of intra-nasal administration [abstract]. *J Allergy Clin Immunol* 1997; 99 (Pt 2): S445
102. DuBuske LM. Second-generation antihistamines: the risk of ventricular arrhythmias. *Clin Ther* 1999; 21 (2): 281-95
103. Mygind N. Local effect of intranasal beclomethasone dipropionate aerosol in hay fever. *BMJ* 1973; 4 (5890): 464-6
104. Barnes PJ. Molecular mechanisms of glucocorticoid action in asthma. *Pulm Pharmacol Ther* 1997; 10 (1): 3-19
105. International Consensus Report on the diagnosis and management of rhinitis: International Rhinitis Management Working Group. *Allergy* 1994; 49 (19 Suppl): 1-34
106. Dykewicz MS, Fineman S, Nicklas R, et al. Joint task force algorithm and annotations for diagnosis and management of rhinitis. *Ann Allergy Asthma Immunol* 1998; 81 (5 Pt 2): 469-73
107. van Cauwenberge P, Bachert C, Passalacqua G, et al. Consensus statement on the treatment of allergic rhinitis: European Academy of Allergy and Clinical Immunology. *Allergy* 2000; 55 (2): 116-34
108. Weiner JM, Abramson MJ, Puy RM. Intranasal corticosteroids versus oral H1 receptor antagonists in allergic rhinitis: systematic review of randomised controlled trials. *BMJ* 1998; 317 (7173): 1624-9
109. Svensson C, Andersson M, Greiff L, et al. Effects of topical budesonide and levocabastine on nasal symptoms and plasma exudation responses in seasonal allergic rhinitis. *Allergy* 1998; 53 (4): 367-74
110. Bousquet J, Chanal I, Alquie MC, et al. Prevention of pollen rhinitis symptoms: comparison of fluticasone propionate aqueous nasal spray and disodium cromoglycate aqueous nasal spray: a multicenter, double-blind, double-dummy, parallel-group study. *Allergy* 1993; 48 (5): 327-33
111. Fisher WG. Comparison of budesonide and disodium cromoglycate for the treatment of seasonal allergic rhinitis in children. *Ann Allergy* 1994; 73 (6): 515-20
112. Nielsen LP, Mygind N, Dahl R. Intranasal corticosteroids for allergic rhinitis: superior relief? *Drugs* 2001; 61 (11): 1563-79
113. Aubier M, Levy J, Clerici C, et al. Different effects of nasal and bronchial glucocorticosteroid administration on bronchial hyperresponsiveness in patients with allergic rhinitis. *Am Rev Respir Dis* 1992; 146 (1): 122-6
114. Corren J, Adinoff AD, Buchmeier AD, et al. Nasal beclomethasone prevents the seasonal increase in bronchial responsiveness in patients with allergic rhinitis and asthma. *J Allergy Clin Immunol* 1992; 90 (2): 250-6
115. Foresi A, Pelucchi A, Gherson G, et al. Once daily intranasal fluticasone propionate (200 micrograms) reduces nasal symptoms and inflammation but also attenuates the increase in bronchial responsiveness during the pollen season in allergic rhinitis. *J Allergy Clin Immunol* 1996; 98 (2): 274-82
116. Reed CE, Marcoux JP, Welsh PW. Effects of topical nasal treatment on asthma symptoms. *J Allergy Clin Immunol* 1988; 81 (5 Pt 2): 1042-7
117. Wood RA, Eggleston PA. The effects of intranasal steroids on nasal and pulmonary responses to cat exposure. *Am J Respir Crit Care Med* 1995; 151 (2 Pt 1): 315-20
118. Henriksen JM, Wenzel A. Effect of an intranasally administered corticosteroid (budesonide) on nasal obstruction, mouth breathing, and asthma. *Am Rev Respir Dis* 1984; 130 (6): 1014-8
119. Berkowitz RB, Bernstein DI, LaForce C, et al. Onset of action of mometasone furoate nasal spray (NASONEX) in seasonal allergic rhinitis. *Allergy* 1999; 54 (1): 64-9
120. Selner JC, Weber RW, Richmond GW, et al. Onset of action of aqueous beclomethasone dipropionate nasal spray in seasonal allergic rhinitis. *Clin Ther* 1995; 17 (6): 1099-109
121. Holm AF, Fokkens WJ, Godthelp T, et al. A 1-year placebo-controlled study of intranasal fluticasone propionate aqueous nasal spray in patients with perennial allergic rhinitis: a safety and biopsy study. *Clin Otolaryngol* 1998; 23 (1): 69-73
122. Juniper EF, Guyatt GH, O'Byrne PM, et al. Aqueous beclomethasone dipropionate nasal spray: regular versus "as required" use in the treatment of seasonal allergic rhinitis. *J Allergy Clin Immunol* 1990; 86 (3 Pt 1): 380-6
123. Banov CH, Woehler TR, LaForce CF, et al. Once daily intranasal fluticasone propionate is effective for perennial allergic rhinitis. *Ann Allergy* 1994; 73 (3): 240-6
124. Bhatia M, Campbell LM, Ross JR, et al. Intranasal budesonide once daily in seasonal allergic rhinitis. *Curr Med Res Opin* 1991; 12 (5): 287-95
125. Drouin M, Yang WH, Bertrand B, et al. Once daily mometasone furoate aqueous nasal spray is as effective as twice daily beclomethasone dipropionate for treating perennial allergic rhinitis patients. *Ann Allergy Asthma Immunol* 1996; 77 (2): 153-60
126. Howarth PH. A comparison of the anti-inflammatory properties of intranasal corticosteroids and antihistamines in allergic rhinitis. *Allergy* 2000; 55 Suppl. 62: 6-11
127. Esmailpour N, Hogger P, Rohdewald P. Binding of glucocorticoids to human nasal tissue in vitro. *Int Arch Allergy Immunol* 2000; 122 (2): 151-4
128. Petersen H, Kullberg A, Edsbacker S, et al. Nasal retention of budesonide and fluticasone in man: formation of airway mucosal budesonide-esters in vivo. *Br J Clin Pharmacol* 2001; 51 (2): 159-63

129. Newman SP, Moren PF, Clarke SW. The nasal distribution of metered dose inhalers. *J Laryngol Otol* 1987; 101 (2): 127-32
130. Newman SP, Moren F, Clarke SW. Deposition pattern of nasal sprays in man. *Rhinology* 1988; 26 (2): 111-20
131. Thorsson L, Newman SP, Weisz A, et al. Nasal distribution of budesonide inhaled via a powder inhaler. *Rhinology* 1993; 31 (1): 7-10
132. Thorsson L, Borga O, Edsbacker S. Systemic availability of budesonide after nasal administration of three different formulations: pressurized aerosol, aqueous pump spray, and powder. *Br J Clin Pharmacol* 1999; 47 (6): 619-24
133. Daley-Yates PT, Baker RC. Systemic bioavailability of fluticasone propionate administered as nasal drops and aqueous nasal spray formulations. *Br J Clin Pharmacol* 2001; 51 (1): 103-5
134. Hardy JG, Lee SW, Wilson CG. Intranasal drug delivery by spray and drops. *J Pharm Pharmacol* 1985; 37 (5): 294-7
135. Bryant ML, Brown P, Gurevich N, et al. Comparison of the clearance of radiolabelled nose drops and nasal spray as mucosally delivered vaccine. *Nucl Med Commun* 1999; 20 (2): 171-4
136. Argenti D, Colligon I, Heald D, et al. Nasal mucosal inflammation has no effect on the absorption of intranasal triamcinolone acetonide. *J Clin Pharmacol* 1994; 34 (8): 854-8
137. Greiff L, Andersson M, Svensson J, et al. Absorption across the nasal airway mucosa in house dust mite perennial allergic rhinitis. *Clin Physiol Funct Imaging* 2002; 22 (1): 55-7
138. Lipworth BJ, Jackson CM. Safety of inhaled and intranasal corticosteroids: lessons for the new millennium. *Drug Saf* 2000; 23 (1): 11-33
139. Lee DK, Robb FM, Sims EJ, et al. Systemic bioactivity of intranasal triamcinolone and mometasone in perennial allergic rhinitis. *Br J Clin Pharmacol* 2003; 55 (3): 310-3
140. Wilson AM, Sims EJ, McFarlane LC, et al. Effects of intranasal corticosteroids on adrenal, bone, and blood markers of systemic activity in allergic rhinitis. *J Allergy Clin Immunol* 1998; 102 (4 Pt 1): 598-604
141. Toft A, Wihl JA, Toxman J, et al. Double-blind comparison between beclomethasone dipropionate as aerosol and as powder in patients with nasal polyposis. *Clin Allergy* 1982; 12 (4): 391-401
142. LaForce C. Use of nasal steroids in managing allergic rhinitis. *J Allergy Clin Immunol* 1999; 103 (3 Pt 2): S388-94
143. Graft D, Aaronson D, Chervinsky P, et al. A placebo- and active-controlled randomized trial of prophylactic treatment of seasonal allergic rhinitis with mometasone furoate aqueous nasal spray. *J Allergy Clin Immunol* 1996; 98 (4): 724-31
144. Andersson M, Berglund R, Greiff L, et al. A comparison of budesonide nasal dry powder with fluticasone propionate aqueous nasal spray in patients with perennial allergic rhinitis. *Rhinology* 1995; 33 (1): 18-21
145. Soderberg-Warner ML. Nasal septal perforation associated with topical corticosteroid therapy. *J Pediatr* 1984; 105 (5): 840-1
146. Cervin A, Andersson M. Intranasal steroids and septum perforation - an overlooked complication? A description of the course of events and a discussion of the causes. *Rhinology* 1998; 36 (3): 128-32
147. Bircher AJ, Pelloni F, Langauer-Messmer S, et al. Delayed hypersensitivity reactions to corticosteroids applied to mucous membranes. *Br J Dermatol* 1996; 135 (2): 310-3
148. Gonzalo-Garijo MA, Bobadilla-Gonzalez P. Cutaneous-mucosal allergic contact reaction due to topical corticosteroids. *Allergy* 1995; 50 (10): 833-6
149. Lipworth BJ, Seckl JR. Measures for detecting systemic bioactivity with inhaled and intranasal corticosteroids. *Thorax* 1997; 52 (5): 476-82
150. Crowley S, Hindmarsh PC, Holownia P, et al. The use of low doses of ACTH in the investigation of adrenal function in man. *J Endocrinol* 1991; 130 (3): 475-9
151. Homer JJ, Gazis TG. Cushing's syndrome induced by betamethasone nose drops: in rhinological disease betamethasone should be regarded as systemic corticosteroid [letter]. *BMJ* 1999; 318 (7194): 1355
152. Malozowski S, Purucker M, Worobec A. Cushing's syndrome induced by betamethasone nose drops: children taking intranasal corticosteroids should be monitored for growth retardation [letter]. *BMJ* 1999; 318 (7194): 1355
153. Findlay CA, Macdonald JF, Wallace AM, et al. Childhood Cushing's syndrome induced by betamethasone nose drops, and repeat prescriptions. *BMJ* 1998; 317 (7160): 739-40
154. Stevens DJ. Cushing's syndrome due to the abuse of betamethasone nasal drops. *J Laryngol Otol* 1988; 102 (3): 219-21
155. Nutting CM, Page SR. Iatrogenic Cushing's syndrome due to nasal betamethasone: a problem not to be sniffed at! *Postgrad Med J* 1995; 71 (834): 231-2
156. Passalacqua G, Albano M, Canonica GW, et al. Inhaled and nasal corticosteroids: safety aspects. *Allergy* 2000; 55 (1): 16-33
157. Cave A, Arlett P, Lee E. Inhaled and nasal corticosteroids: factors affecting the risks of systemic adverse effects. *Pharmacol Ther* 1999; 83 (3): 153-79
158. Wilson AM, McFarlane LC, Lipworth BJ. Effects of repeated once daily dosing of three intranasal corticosteroids on basal and dynamic measures of hypothalamic-pituitary-adrenal-axis activity. *J Allergy Clin Immunol* 1998; 101 (4 Pt 1): 470-4
159. Knutsson U, Stierna P, Marcus C, et al. Effects of intranasal glucocorticoids on endogenous glucocorticoid peripheral and central function. *J Endocrinol* 1995; 144 (2): 301-10
160. Davies RJ, Nelson HS. Once-daily mometasone furoate nasal spray: efficacy and safety of a new intranasal glucocorticoid for allergic rhinitis. *Clin Ther* 1997; 19 (1): 27-38
161. Nayak AS, Ellis MH, Gross GN, et al. The effects of triamcinolone acetonide aqueous nasal spray on adrenocortical function in children with allergic rhinitis. *J Allergy Clin Immunol* 1998; 101 (2 Pt 1): 157-62
162. Howland WC, Dockhorn R, Gillman S, et al. A comparison of effects of triamcinolone acetonide aqueous nasal spray, oral prednisone, and placebo on adrenocortical function in male patients with allergic rhinitis. *J Allergy Clin Immunol* 1996; 98 (1): 32-8
163. Munk ZM, LaForce C, Furst JA, et al. Efficacy and safety of triamcinolone acetonide aqueous nasal spray in patients with seasonal allergic rhinitis. *Ann Allergy Asthma Immunol* 1996; 77 (4): 277-81
164. Vargas R, Dockhorn RJ, Findlay SR, et al. Effect of fluticasone propionate aqueous nasal spray versus oral prednisone on the hypothalamic-pituitary-adrenal axis. *J Allergy Clin Immunol* 1998; 102 (2): 191-7
165. Storms WW. Risk-benefit assessment of fluticasone propionate in the treatment of asthma and allergic rhinitis. *J Asthma* 1998; 35 (4): 313-36
166. Brannan MD, Herron JM, Reidenberg P, et al. Lack of hypothalamic-pituitary-adrenal axis suppression with once-daily or twice-daily beclomethasone dipropionate aqueous nasal spray

- administered to patients with allergic rhinitis. *Clin Ther* 1995; 17 (4): 637-47
167. Lumry WR. A review of the preclinical and clinical data of newer intranasal steroids used in the treatment of allergic rhinitis. *J Allergy Clin Immunol* 1999; 104 (4 Pt 1): S150-8
 168. Onrust SV, Lamb HM. Mometasone furoate: a review of its intranasal use in allergic rhinitis. *Drugs* 1998; 56 (4): 725-45
 169. Grossman J, Banov C, Bronsky EA, et al. Fluticasone propionate aqueous nasal spray is safe and effective for children with seasonal allergic rhinitis. *Pediatrics* 1993; 92 (4): 594-9
 170. Lipworth BJ. Systemic adverse effects of inhaled corticosteroid therapy: a systematic review and meta-analysis. *Arch Intern Med* 1999; 159 (9): 941-55
 171. Fokkens WJ, van de Merwe JP, Braat JP, et al. The effect of intranasal and inhaled corticosteroids in healthy volunteers on the number of circulating lymphocytes and lymphocyte subsets. *Allergy* 1999; 54 (2): 158-64
 172. Wilson AM, Lipworth BJ. 24-Hour and fractionated profiles of adrenocortical activity in asthmatic patients receiving inhaled and intranasal corticosteroids. *Thorax* 1999; 54 (1): 20-6
 173. Daley-Yates PT. Pharmacokinetic (PK) and pharmacodynamic (PD) data for inhaled and intranasal corticosteroids (CS) reassessed using a physiological PK/PD model [abstract]. *Eur Respir J* 2001; 18 Suppl. 33: 147S
 174. Skoner DP, Rachelefsky GS, Meltzer EO, et al. Detection of growth suppression in children during treatment with intranasal beclomethasone dipropionate [abstract]. *Pediatrics* 2000; 105 (2): E23
 175. Wolthers OD, Pedersen S. Knemometric assessment of systemic activity of once daily intranasal dry-powder budesonide in children. *Allergy* 1994; 49 (2): 96-9
 176. Richards DH, Daley-Yates PT. Choice of inhaled and intranasal steroids when used in combination for asthma and rhinitis in children [abstract]. *Allergy* 2000; 55 Suppl. 63: A185
 177. Agertoft L, Pedersen S. Short-term lower leg growth rate in children with rhinitis treated with intranasal mometasone furoate and budesonide. *J Allergy Clin Immunol* 1999; 104 (5): 948-52
 178. Schenkel EJ, Skoner DP, Bronsky EA, et al. Absence of growth retardation in children with perennial allergic rhinitis after one year of treatment with mometasone furoate aqueous nasal spray [abstract]. *Pediatrics* 2000; 105 (2): E22
 179. Scadding GK, Richards DH. Steroid selection can reduce potential for steroid load [electronic letter]. *British Medical Journal* [online]. Available from URL: <http://bmj.com/cgi/eletters/324/7350/1374> [Accessed 2002 Jul 27]
 180. Kallen B, Rydhstroem H, Aberg A. Congenital malformations after the use of inhaled budesonide in early pregnancy. *Obstet Gynecol* 1999; 93 (3): 392-5
 181. Edelman DA, van Os WAA. Safety of intranasal beclomethasone dipropionate: a review. *Respir Care* 1996; 30
 182. Edwards TB. Effectiveness and safety of beclomethasone dipropionate, an intranasal corticosteroid, in the treatment of patients with allergic rhinitis. *Clin Ther* 1995; 17 (6): 1032-41
 183. Daley-Yates PT, Price AC, Sisson JR, et al. Beclomethasone dipropionate: absolute bioavailability, pharmacokinetics and metabolism following intravenous, oral, intranasal and inhaled administration in man. *Br J Clin Pharmacol* 2001; 51 (5): 400-9
 184. Wihl JA, Andersson KE, Johansson SA. Systemic effects of two nasally administered glucocorticosteroids. *Allergy* 1997; 52 (6): 620-6
 185. Rachelefsky GS, Chervinsky P, Meltzer EO, et al. An evaluation of the effects of beclomethasone dipropionate aqueous nasal spray [Vancenase AQ (VNS)] on long-term growth in children [abstract]. *J Allergy Clin Immunol* 1998; 101: 978A
 186. Fraunfelder FT, Meyer SM. Posterior subcapsular cataracts associated with nasal or inhalation corticosteroids. *Am J Ophthalmol* 1990; 109 (4): 489-90
 187. Derby L, Maier WC. Risk of cataract among users of intranasal corticosteroids. *J Allergy Clin Immunol* 2000; 105 (5): 912-6
 188. Garbe E, LeLorier J, Boivin JF, et al. Inhaled and nasal glucocorticoids and the risks of ocular hypertension or open-angle glaucoma. *JAMA* 1997; 277 (9): 722-7
 189. GDS/96/044, GlaxoSmithKline, 1996 (Data on file)
 190. Mygind N. Effects of beclomethasone dipropionate aerosol on nasal mucosa. *Br J Clin Pharmacol* 1977; 4 Suppl. 3: 287S-91S
 191. Mygind N, Sorensen H, Pedersen CB. The nasal mucosa during long-term treatment with beclomethasone dipropionate aerosol: a light and scanning electron microscopic study of nasal polyps. *Acta Otolaryngol* 1978; 85 (5-6): 437-43
 192. WPSP/01/032, GlaxoSmithKline, 2001 (Data on file)
 193. Beconase Patient Information Leaflet, GlaxoSmithKline
 194. GSK Key Opinion Leader Development Programme, GlaxoSmithKline, 2002 (Data on file)
 195. Synnerstad B, Lindqvist N. A clinical comparison of intranasal budesonide with beclomethasone dipropionate for perennial non-allergic rhinitis: a 12 month study. *Br J Clin Pract* 1996; 50 (7): 363-6
 196. Lindqvist N, Balle VH, Karma P, et al. Long-term safety and efficacy of budesonide nasal aerosol in perennial rhinitis: a 12-month multicentre study. *Allergy* 1986; 41 (3): 179-86
 197. Pipkorn U, Pukander J, Suonpaa J, et al. Long-term safety of budesonide nasal aerosol: a 5.5-year follow-up study. *Clin Allergy* 1988; 18 (3): 253-9
 198. Wolthers OD, Pedersen S. Short-term growth in children with allergic rhinitis treated with oral antihistamine, depot and intranasal glucocorticosteroids. *Acta Paediatr* 1993; 82 (8): 635-40
 199. Dent G. Ciclesonide (Byk Gulden). *Curr Opin Investig Drugs* 2002; 3 (1): 78-83
 200. Schmidt BM, Timmer W, Georgens AC, et al. The new topical steroid ciclesonide is effective in the treatment of allergic rhinitis. *J Clin Pharmacol* 1999; 39 (10): 1062-9
 201. Weinbrenner A, Huneke D, Zschesche M, et al. Circadian rhythm of serum cortisol after repeated inhalation of the new topical steroid ciclesonide. *J Clin Endocrinol Metab* 2002; 87 (5): 2160-3
 202. Physicians Desk Reference. 52nd ed. Medical Economics Company; 1998. Nasarel (flunisolide) Nasal Solution, 0.025%. Montvale (NJ). 889-91
 203. Gillman SA, Anolik R, Schenkel E, et al. One-year trial on safety and normal linear growth with flunisolide HFA in children with asthma. *Clin Pediatr (Phila)* 2002; 41 (5): 333-40
 204. Harding SM. The human pharmacology of fluticasone propionate. *Respir Med* 1990; 84 Suppl. A: 25-9
 205. van As A, Bronsky E, Grossman J, et al. Dose tolerance study of fluticasone propionate aqueous nasal spray in patients with seasonal allergic rhinitis. *Ann Allergy* 1991; 67 (2 Pt 1): 156-62
 206. Bronsky EA, Dockhorn RJ, Meltzer EO, et al. Fluticasone propionate aqueous nasal spray compared with terfenadine tablets in the treatment of seasonal allergic rhinitis. *J Allergy Clin Immunol* 1996; 97 (4): 915-21

207. Gulant SP, Ahrens RC, Dockhorn RJ, et al. Treatment of seasonal allergic rhinitis with once-daily intranasal fluticasone propionate therapy in children: Fluticasone Propionate Collaborative Pediatric Working Group. *J Pediatr* 1994; 125 (4): 628-34
208. Howland WC. Fluticasone propionate: topical or systemic effects? *Clin Exp Allergy* 1996; 26 Suppl. 3: 18-22
209. BL2001/00003/00, GlaxoSmithKline, 2001 (Data on file)
210. König P, Ford L, Galant S, et al. A 1-year comparison of the effects of inhaled fluticasone propionate (FP) and placebo on growth in prepubescent children with asthma [abstract]. *Eur Respir J* 1996; 9 (294s): 1860
211. Bond DW, Charlton CP, Gregson RM. Drug points: benign intracranial hypertension secondary to nasal fluticasone propionate. *BMJ* 2001; 322 (7291): 897
212. Chen CC, Baroody FM, Reed KD, et al. Effects of one year treatment with fluticasone propionate aqueous nasal spray (FPANS) and terfenadine (TER) on the nasal mucosa: a safety study using electron and light microscopy [abstract no. S497]. *J Allergy Clin Immunol* 1997; 99 (1 Pt 2): 2013
213. Braat JP, Ainge G, Bowles JA, et al. The lack of effect of benzalkonium chloride on the cilia of the nasal mucosa in patients with perennial allergic rhinitis: a combined functional, light, scanning and transmission electron microscopy study. *Clin Exp Allergy* 1995; 25 (10): 957-65
214. Scadding GK, Lund VJ, Holmstrom M, et al. Clinical and physiological effects of fluticasone propionate aqueous nasal spray in the treatment of perennial rhinitis. *Rhinol Suppl* 1991; 11: 37-43
215. BL2001/00003/00, GlaxoSmithKline, 2001 (Data on file)
216. Flixonase Summary of Product Characteristics, GlaxoSmithKline
217. Flixonase Medical Workshop Proceedings, London: Synergy Medical Education, 2002 Dec
218. GlaxoSmithKline Clinical Expert Report for Flixonase, GlaxoSmithKline, 2001
219. GlaxoSmithKline Safety Reports WSP/99/010 and WSP/99/037, GlaxoSmithKline, 1999
220. Brannan MD, Seiberling M, Cutler DL, et al. Lack of systemic activity with intranasal mometasone furoate. *J Allergy Clin Immunol* 1996; 97 (1 Pt 3): 198
221. Brannan MD, Herron JM, Affrime MB. Safety and tolerability of once-daily mometasone furoate aqueous nasal spray in children [abstract]. *Clin Ther* 1997; 19 (6): 1330-9
222. Meltzer EO, Berger WE, Berkowitz RB, et al. A dose-ranging study of mometasone furoate aqueous nasal spray in children with seasonal allergic rhinitis. *J Allergy Clin Immunol* 1999; 104 (1): 107-14
223. Dibildox J. Safety and efficacy of mometasone furoate aqueous nasal spray in children with allergic rhinitis: results of recent clinical trials. *J Allergy Clin Immunol* 2001; 108 (1 Suppl.): S54-8
224. Minshall E, Ghaffar O, Cameron L, et al. Assessment by nasal biopsy of long-term use of mometasone furoate aqueous nasal spray (Nasonex) in the treatment of perennial rhinitis. *Otolaryngol Head Neck Surg* 1998; 118 (5): 648-54
225. Meltzer EO, Jalowayski AA, Orgel HA, et al. Subjective and objective assessments in patients with seasonal allergic rhinitis: effects of therapy with mometasone furoate nasal spray. *J Allergy Clin Immunol* 1998; 102 (1): 39-49
226. Welch MJ, Bronsky E, Findlay S, et al. Long-term safety of triamcinolone acetonide nasal aerosol for the treatment of perennial allergic rhinitis. *Clin Ther* 1994; 16 (2): 253-62
227. Koepke JW, Beaucher WN, Kobayashi RH, et al. Long-term safety and efficacy of triamcinolone acetonide aqueous nasal spray for the treatment of perennial allergic rhinitis. *Allergy Asthma Proc* 1997; 18 (1): 33-7
228. Feiss G, Morris R, Rom D, et al. A comparative study of the effects of intranasal triamcinolone acetonide aerosol (ITAA) and prednisone on adrenocortical function. *J Allergy Clin Immunol* 1992; 89 (6): 1151-6
229. Tinkelman D, Falliers C, Gross G, et al. Multicenter evaluation of triamcinolone acetonide nasal aerosol in the treatment of adult patients with seasonal allergic rhinitis. *Ann Allergy* 1990; 64 (2 Pt 2): 234-40
230. Spector S, Bronsky E, Chervinsky P, et al. Multicenter, double-blind, placebo-controlled trial of triamcinolone acetonide nasal aerosol in the treatment of perennial allergic rhinitis. *Ann Allergy* 1990; 64 (3): 300-5
231. Settipane G, Korenblat PE, Winder J, et al. Triamcinolone acetonide aqueous nasal spray in patients with seasonal ragweed allergic rhinitis: a placebo-controlled, double-blind study. *Clin Ther* 1995; 17 (2): 252-63
232. Stoifms W, Bronsky E, Findlay S, et al. Once daily triamcinolone acetonide nasal spray is effective for the treatment of perennial allergic rhinitis. *Ann Allergy* 1991; 66 (4): 329-34
233. Laliberte F, Laliberte MF, Lecart S, et al. Clinical and pathologic methods to assess the long-term safety of nasal corticosteroids: French Triamcinolone Acetonide Study Group. *Allergy* 2000; 55 (8): 718-22
234. Klossek JM, Laliberte F, Laliberte MF, et al. Local safety of intranasal triamcinolone acetonide: clinical and histological aspects of nasal mucosa in the long-term treatment of perennial allergic rhinitis. *Rhinology* 2001; 39 (1): 17-22
235. Passali D, Mosges R, Hassan H, et al. International Conference on Allergic Rhinitis in Childhood. *Allergy* 1999; 54 Suppl. 55: 4-34
236. Warner JO. Early treatment of the atopic child. *Pediatr Allergy Immunol* 1997; 8 (10 Suppl.): 46-8
237. Iikura Y, Naspitz CK, Mikawa H, et al. Prevention of asthma by ketotifen in infants with atopic dermatitis. *Ann Allergy* 1992; 68 (3): 233-6
238. Vuurman EF, van Veggel LM, Uiterwijk MM, et al. Seasonal allergic rhinitis and antihistamine effects on children's learning. *Ann Allergy* 1993; 71 (2): 121-6
239. Ellegard E, Karlsson G. Nasal congestion during the menstrual cycle. *Clin Otolaryngol* 1994; 19 (5): 400-3
240. Ellegard E, Karlsson G. Nasal congestion during pregnancy. *Clin Otolaryngol* 1999; 24 (4): 307-11
241. Ellegard E, Karlsson G. IgE-mediated reactions and hyperreactivity in pregnancy rhinitis. *Arch Otolaryngol Head Neck Surg* 1999; 125 (10): 1121-5
242. Greenberger PA, Patterson R. Beclomethasone dipropionate for severe asthma during pregnancy. *Ann Intern Med* 1983; 98 (4): 478-80
243. Saxen I. Cleft palate and maternal diphenhydramine intake [letter]. *Lancet* 1974; I (7854): 407-8
244. Saxen I. Associations between oral clefts and drugs taken during pregnancy. *Int J Epidemiol* 1975; 4 (1): 37-44
245. Einarson A, Bailey B, Jung G, et al. Prospective controlled study of hydroxyzine and cetirizine in pregnancy. *Ann Allergy Asthma Immunol* 1997; 78 (2): 183-6
246. Yanez A, Rodrigo GJ. Intranasal corticosteroids versus topical H1 receptor antagonists for the treatment of allergic rhinitis: a systematic review with meta-analysis. *Ann Allergy Asthma Immunol* 2002; 89 (5): 479-84

247. Foresi A. A comparison of the clinical efficacy and safety of intranasal fluticasone propionate and antihistamines in the treatment of rhinitis. *Allergy* 2000; 55 Suppl. 62: 12-4
248. Allen DB. Do intranasal corticosteroids affect childhood growth? *Allergy* 2000; 55 Suppl. 62: 15-8
249. van Bavel J, Findlay SR, Hampel FC, et al. Intranasal fluticasone propionate is more effective than terfenadine tablets for seasonal allergic rhinitis. *Arch Intern Med* 1994; 154 (23): 2699-704
250. Trangsrud AJ, Whitaker AL, Small RE. Intranasal corticosteroids for allergic rhinitis. *Pharmacotherapy* 2002; 22 (11): 1458-67
251. Kaszuba SM, Baroody FM, deTineo M, et al. Superiority of an intranasal corticosteroid compared with an oral antihistamine

in the as-needed treatment of seasonal allergic rhinitis. *Arch Intern Med* 2001; 161 (21): 2581-7

Correspondence and offprints: Dr Rami Jean Salib, Respiratory Cell and Molecular Biology Sub-Division, Infection, Inflammation and Repair, Centre Block (MP 810), Southampton General Hospital, Tremona Road, Southampton, SO16 6YD, UK.
E-mail: rjs4@soton.ac.uk

Erratum

Vol. 26, No. 1, 2003

Pages 13-14: The last sentence of the third paragraph of the article should read:

'Rosuvastatin is 90% excreted in the faeces as unchanged drug via active transport pathways in the liver.^[2] The small amount of rosuvastatin that is metabolised (<10%) is done so via CYP2C9 and CYP2C19.^[3]'

Page 14: the entry for rosuvastatin in the right-hand column of table I should read: *'Biliary clearance'*

Page 20: An additional reference is to be inserted between the current references 2 and 3, which becomes the new reference 3:

Martin P, Dane A, Schneck D, et al. Disposition of new HMG CoA reductase inhibitors ZD4522 following dosing in healthy subjects [abstract]. *J Clin Pharmacol* 2000; 40: 1056

[Martin J, Krum H. Cytochrome P450 Drug Interactions Within the HMG-CoA Reductase Inhibitor Class. Drug Safety 2003; 26 (1): 13-21]

IN THE UNITED STATES PATENT AND TRADEMARK OFFICE

In re application of:

LULLA *et al.*

Appl. No. 10/518,016

Filed: July 6, 2005

For: **Combination Of Azelastine and Steroids**

Confirmation No.: 4912

Art Unit: 1616

Examiner: Nielsen, Thor B.

Atty. Docket: PAC/20632 US (4137-04700)

Declaration of Dr. Sujeet Rajan Under 37 C.F.R. § 1.132

Commissioner for Patents
P.O. Box 1450
Alexandria, VA 22313-1450

Sir:

1. I, Dr. Sujeet Rajan (MD, DETRD, DNB), hereby declare and state as follows:
2. I am currently a paid consultant for Cipla. I am not being compensated for the services related to this Declaration. I am not a shareholder of Cipla. I do not have any other financial interest in the allowance or issuance of the above-captioned patent application.
3. I hold the degree of MD, DETRD, DNB. A recent copy of my Curriculum Vitae, accurately listing my scientific credentials and work experience, is attached herewith as Exhibit A.
4. As stated in by Curriculum Vitae, I am a Consultant Chest Physician at **Bombay Hospital Institute of Medical Sciences** (Since August 2000); Honorary Consultant Chest Physician -- **Bhatia Hospital** (Since February 1996), (Asst. Honorary Chest Physician -- 1995-1996); and Honorary Chest Physician & Bronchoscopist -- **Motiben Dalvi Hospital & ICU** (Since March 1997). I am a *Member* of the following Societies-

Indian Chest Society (Life Member); American College of Chest Physicians (ACCP). I am on the *Editorial Advisory Board* of the following journals: Indian Practitioner, and Indian Diet and Nutrition. I am also a reviewer of the *Journal of Association of Physicians of India (JAPI)*. As evidenced in my Curriculum Vitae, I have extensive experience in the treatment of respiratory tract diseases.

5. Based on my education and experience, I am knowledgeable about allergic rhinitis and non-allergic vasomotor rhinitis.

6. It is my understanding that the claims in the above-captioned patent application recite a pharmaceutical composition comprising azelastine or a pharmaceutically acceptable salt, solvate or physiologically functional derivative thereof, and a pharmaceutically acceptable ester of fluticasone wherein the pharmaceutical formulation is in a dosage form suitable for nasal administration (the "claimed composition").

7. For at least the reasons discussed herein, it is my opinion that the claimed composition represents the fulfillment of a long-felt, but previously unmet, need by patients and healthcare practitioners for management of symptoms of allergic rhinitis and non-allergic vasomotor rhinitis.

8. Duonase[®], a nasal spray product developed by Cipla which contains azelastine hydrochloride and fluticasone propionate, is an embodiment of the claimed composition commercially available in India.

9. Over 50 % of our asthma patients have allergic rhinitis (AR). Prior to Duonase[®] being introduced in India, we have traditionally used nasal corticosteroids alone in treating our patients for both AR and non-allergic vasomotor rhinitis.

10. Though nasal steroids are an effective medication for AR, their time to onset for action is a bit prolonged, and therefore their use *alone* has been associated with poorer adherence rates in my practice, and subsequently lead to the excess and misuse of over the counter decongestants, which is harmful. The dangers of short-term use of decongestants are well known to the medical community worldwide. Also, use of nasal steroids alone typically required a treatment period of 4 to 8 weeks or longer, which is unpopular with patients and has lead to failure to complete the treatment regimen. Accordingly, long-term problems have existed with use of nasal steroids alone.

11. Another medicine that is typically prescribed for AR is oral anti-histamines. However, the use of *oral* anti-histamine is associated with some common side effects such as sedation, cognition difficulties, dryness of the mouth, and significantly troublesome lower urinary tract symptoms (LUTS) in elderly patients with benign prostatic enlargement. Accordingly, long-term problems have existed with use of oral anti-histamines.

12. Nasal corticosteroids in conjunction with oral antihistamines have also been prescribed for AR, but are characterized by delayed effects with significant potential side effects such as sedation, cognition difficulties, dryness of the mouth, and significantly troublesome lower urinary tract symptoms (LUTS) in elderly patients with benign prostatic enlargement. Accordingly, use of nasal corticosteroids in conjunction with oral antihistamines for treatment of AR is both unremarkable and undesirable.

13. Duonase[®] solves many of these long term problems. Duonase[®] provides superior and almost immediate relief from symptoms of AR, so much so that our patient's compliance and adherence with treatment improves considerably. Improved compliance and adherence ensures that my patients not only get fluticasone with the fast-acting azelastine,

132091 v1/4/17.04790

but continue to take it for periods ranging from 2 weeks to 2 months. Furthermore, I have observed that with the use of Duonase[®] the side effects which are encountered with oral anti histamine are surmounted. Duonase[®] has also substantially reduced both our prescription, and the patients' use, of decongestants, and their subsequent rebound congestant effects. Duonase[®] use has obviated the need for topical decongestants in our practice. Accordingly, in comparison to traditional treatments, the number of medications comes down, the rhinitis is now better controlled, and the patient is maintained on anti-inflammatories more consistently through use of Duonase[®].

14. For patients with moderate to severe intermittent rhinitis, Duonase[®] is the treatment of choice. Duonase[®] serves as an excellent short-term treatment (lasting 10 to 14 days) to bring all symptoms of AR quickly under control, with minimal side effects, and with an increased efficacy over mono-therapy treatments. Future episodes of moderate to severe symptoms, even in a patient with intermittent AR, when the patient is travelling and especially when primary care physician is not accessible, would tremendously benefit with a short 10-14 days course of nasal corticosteroids and antihistamine combination provided by Duonase[®]. This could therefore be prescribed as an action plan, just as "prednisolone rescue courses" are in asthma. All in all, Duonase[®] is an indispensable part of our therapeutic armamentarium in the treatment of both AR and non-allergic vasomotor rhinitis.

15. In summary, it is my opinion that the claimed composition represents the fulfillment of a long-felt, but previously unmet, need by patients and healthcare practitioners for management of symptoms of AR and non-allergic vasomotor rhinitis via its superior efficacy, improved compliance and adherence with treatment, faster response time, and reduced side effects.

132091 v104132.04706

16. I further state that all statements made on my own knowledge are true and that all statements made on information and belief are believed to be true and further that willful false statements and the like are punishable by fine or imprisonment or both under Section 1001 of Title 18 of the U.S. Code and may jeopardize the validity of the application or any patent issuing thereon.

16/AUG/2011

Date



Dr. Sujeet Rajan (MD, DETRD, DNB)

Dr. SUJEET K. RAJAN
MD (Chest) DNB (Resp. Med.)
Reg. No. 86905
Consultant Chest Physician
Bombay Hospital

RESUME

Name : Sujeet K. Rajan
Nationality : Indian
Address : Residence: 503 Aashiana, 3, Gunpowder Lane No.2, Mazgaon,
Mumbai 400 010. Tel no. 91-22- 2378 1754

Mobile: 91 - 98201 91302
E-Mail: skrajan@hotmail.com

Clinics:

Bhatia Hospital Basement Clinic Mumbai 400 007 Tel: 91-22-66660020-22	Bombay Hospital 2 nd Floor, New Wing Room no. 6 New Marine Lines Mumbai – 400 020 Tel: 22090227
--	---

Date of Birth : 30-06-1967

Marital Status : Married

Qualifications : *MD: (Chest Medicine & TB)*
DETRD: (Diploma in Environmental, Tuberculosis & Respiratory Disease)
DNB: (Respiratory Medicine)

**Present Occupation :
& Affiliations** : Consultant Chest Physician –
Bombay Hospital Institute of Medical Sciences
(Since August 2000)

Honorary Consultant Chest Physician –
Bhatia Hospital (Since February 1996)
(Asst. Honorary Chest Physician – 1995-1996)

Honorary Chest Physician & Bronchoscopist - Motiben
Dalvi Hospital & ICU (Since March 1997)

Member - Indian Chest Society (Life Member)
American College of Chest Physicians (ACCP)

Editorial Advisory Board: Indian Practitioner,
Indian Diet and Nutrition

Reviewer – *Journal of Association of Physicians of India (JAPI)*

ACADEMIC QUALIFICATIONS:

Name of School/ College	Board/Univ.	Year of Passing	Attempts	Degree/ Diploma
Seth G.S. Medical College	National Board of Exams	February 1994	1	*D.N.B. (Respiratory Diseases)
Seth G.S. Medical College	Univ. of Bombay	January 1994	1	M.D. (TB and Chest)
Seth G.S. Medical College	College of Physicians and Surgeons	1993	1	*DETRD
Grant Medical College	Univ. of Bombay	1989	1	III rd MBBS
Grant Medical College	Univ. of Bombay	1988	1	II nd MBBS
Grant Medical College	Univ. of Bombay	1986	1	I st MBBS
St.Xavier's College, Bombay	Maharashtra	1985	1	HSC (1 st with Distinction)
Activity High School, Bombay	ICSE, New Delhi	1983	1	ICSE (1 st Class)

* Diploma in Environmental, Tuberculosis & Respiratory Diseases

* Diplomate of the National Board

ACADEMIC SCHOLARSHIPS AND AWARDS

- ◇ Secured prizes at an Inter-collegiate Essay Competition on Environmental Pollution during Junior College.
- ◇ Received merit certificates for standing 1st in Microbiology and IInd overall at the IInd MBBS Examination at Grant Medical College.

WORK EXPERIENCE**Pre-M.D.**

- ◇ Completed post-examination (MBBS) Internship training for a period of one year. Of this, 2 months were in Internal Medicine; 2 months in General Surgery; 2 months in Obstetrics and Gynaecology and 6 months of Rural Training.

During The Period of Registration for M.D.

Junior Resident in Chest Medicine: (1 year)

- ◇ Gained wide experience in the management of both outdoor and indoor patients admitted to the Chest Unit of the KEM Hospital. Worked in the Intensive Respiratory Care Unit of the KEM Hospital and acquired extensive skill in the management of patients in respiratory failure requiring assisted ventilation with respirators. Seen and managed a number of cases of Adult Respiratory Distress Syndrome (ARDS), fulminant pneumonia and neuromuscular disorders requiring ventilatory support. Acquired expertise at central venous cannulation, venesection, arterial cannulation, endotracheal intubation, percutaneous lung biopsies, trocar and canula drainage of pneumothorax, pleural aspirations and pleural biopsies (both visceral as well as parietal). Also assisted in fiberoptic bronchoscopy and interventional procedures through the bronchoscope.
- ◇ Was a member of the Support Faculty of the Continuing Medical Education (CME) programme of the Royal College of Physicians (Edinburgh) and Indian College of Physicians held at Seth G.S. Medical College.

Residency in Internal Medicine: (6 months)

- ◇ During this period got acquainted with management of both outdoor and indoor (both routine and emergency) medical patients. Gained expertise in ascitic fluid aspirations, lumbar puncture technique for CSF analysis and venesection. Also became adept at liver and kidney biopsies.

Residency in Cardiology: (3 months)

- ◇ Gained adequate experience in the management of patients admitted to the 20-bed Intensive Coronary Care Unit of the KEM Hospital. This included cases of congestive cardiac failure, infective endocarditis, ischaemic heart disease, congenital heart disease and patients admitted for observation following cardiac catheterization. Passed an adequate number of transvenous cardiac pacemaker wires and gained expertise at insertion and wedging of pulmonary artery wedge pressure (Swan-Ganz) catheters.

Registrar in Chest Medicine: (1 year)

- ◇ Was independently in charge of the Out-patient Department (OPD) of Chest Medicine and managed patients with bronchial asthma, pulmonary tuberculosis, bronchiectasis and lung malignancies on an OPD basis. Was also independently in charge of the 25-bed Chest Medicine ward where expertise in the indoor management of various lung disorders such as chronic obstructive airway disease, bronchial asthma, interstitial lung diseases and pleural, mediastinal and diaphragmatic disorders was attained.
- ◇ Acquired expertise in the performance and interpretation of pulmonary function tests and pulmonary exercise stress testing.
- ◇ Acquired competence in fiberoptic bronchoscopy and interventional procedures through the bronchoscope such as bronchoalveolar lavage, transbronchial lung biopsies and direct mass biopsies.

- ◇ Attended a number of thoracic surgeries and followed the patients closely in their post-operative period.
- ◇ Attended and assisted in various interventional radiological procedures such as bronchial artery embolisation, bronchography, fine needle aspiration biopsy of lung / mediastinal masses under fluoroscopy and computed tomographic (CT) guidance.
- ◇ Performed several allergy tests.
- ◇ Attended postgraduate classes, seminars and clinical meetings conducted by the Department of Chest Medicine at the KEM Hospital regularly. Actively participated in a number of case presentations and clinical discussions and regularly involved in undergraduate teaching. Attended a series of lectures in Occupational & Environmental diseases held by the College of Physicians and Surgeons, Bombay at the Central Labour Institute, Bombay. Secured a Diploma in the same in October 1993.
- ◇ Submitted a dissertation on "High-Resolution Computed Tomography in Chronic Infiltrative Lung Disease" for the M.D. Examination in January 1994.

Lecturer in Chest Medicine (5 1/2 months)

- ◇ Took an active part in post-graduate teaching. Conducted a teaching and decision-making round in the chest medicine ward twice a week.
- ◇ Assisted in conducting teaching programmes in the Chest Medicine Unit.
- ◇ Played a supervisory role in the management of the Pulmonary Function and Blood Gas Laboratory at the Dept. of Chest Medicine in KEM Hospital.
- ◇ Presented a paper on "Pefloxacin in the Treatment of Nosocomial Respiratory Tract Infections" at the XIIIth National Congress of Respiratory Diseases held in Madras in January 1994.
- ◇ Participated and lectured at a Workshop on Physiotherapy and Rehabilitation held by the Dept. of Chest Medicine at the KEM Hospital.

POST M.D. - KEM Hospital (January - October 1994)

- ◇ Was independently in charge of fiberoptic bronchoscopy and acquired expertise in the same, including interventional procedures through the fiberoptic bronchoscope.
- ◇ Actively involved in post-graduate and undergraduate teaching.
- ◇ Gained extensive experience in the management of the critically ill patients as well as maintenance of equipment in the Intensive Respiratory Care Unit.
- ◇ Actively involved in a project conducted by the Environmental Pollution Research Centre in the critically polluted area of Chembur, Bombay.

◇ Presented papers on

- (i) Role of high resolution CT scan in chronic infiltrative lung disease and
- (ii) Azithromycin in lower respiratory tract infections
at XIV National Congress on Respiratory Diseases held in Pune in December 1994

Mathadi Trust Hospital (Since November 1994)

◇ Independently in charge of Respiratory Medicine OPD once a week on Tuesdays.

Bhatia General Hospital (Since January 1996)

◇ Independently looking after patients with respiratory diseases in the ward (250-bedded hospital) as well as critically ill patients with respiratory problems in the Intensive Care Unit.

BEST Undertaking - Medical Department (June - December 1996)

◇ Consultant Chest Physician in charge of the Respiratory Medicine OPD

Smt. Motiben Dalvi Hospital (since March 1997)

◇ Honorary Bronchoscopist and conducting a Respiratory clinic once a week on Wednesdays. Also attending cases at this 75-bedded hospital and intensive care unit.

LECTURES DELIVERED

International Level

1. COPD Management: Beyond bronchodilators. Respiratory Disease Study Group (RDSG) Annual Conference, Colombo, Srilanka, 4th November, 2006.
2. Non-invasive ventilation: Practical aspects. RDSG Annual Conference, Colombo, Srilanka, 4th November, 2006.
3. "Management of Paediatric Asthma and Workshop on Inhaled Devices," National Conference of Paediatric Association of Tanzania, Dar-es-salaam, Tanzania, 28th April, 2006.
4. "Managing COPD in clinical practice," Dar-es-salaam, Tanzania, 17th March, 2006.
5. "Modern day management of Asthma, Dar-es-salaam, Tanzania, 16th March, 2006.
6. "Differentiating asthma from COPD and managing Paediatric Asthma" - 30th January, 2005. Respiratory Update Symposium, Ajman, United Arab Emirates.
7. "Newer Management strategies in Asthma" – 26th January, 2005. AI – Makhtom Medical College, Dubai, United Arab Emirates.

8. "Management of COPD and use of various inhaler devices for airway disease," Physicians Association of Myanmar, Yangon, Myanmar, 3rd October, 2004.
9. "COPD – Issues in Primary Care," International Union against tuberculosis and lung disease (IUATLD) Conference, Europe Region, Moscow, Russia, 25th June, 2004
10. "Diagnosis and Management of Pediatric Asthma," Association of Physicians of Nepal, Katmandu, Nepal, 22nd May, 2004.
11. "Diagnosis and Management of Obstructive Sleep Apnoea," Taj Samudra, Citihealth Conference, Columbo, Sri Lanka, 24th January, 2004.
12. "Differentiating Asthma from COPD," Physicians Association of Galle, Galle, Sri Lanka, 22nd January, 2004.
13. "Modern day management of Asthma and COPD," Arab Health Conference, Dubai, UAE, 18 and 19th January, 2004.
14. "Managing Obstructive Airway Disease in Practice," Association of Physicians of La Paz, La Paz, Bolivia, 22nd August, 2003.
15. "Differentiating Asthma from COPD," Association of Physicians of Santacruz, Santacruz, Bolivia, 21st August, 2003.
16. "Management of Acute Severe Asthma," Department of Medicine, Lima Medical School, Lima, Peru, 19th August, 2003.
17. "Inhalation Devices for Asthma and COPD," Workshop at the 10th CPA Conference, Ocho Rios, Jamaica, 16th August, 2003.
18. "COPD – Is it really irreversible?," 10th CPA Conference, Ocho Rios, Jamaica, 15th August, 2003.
19. "Series of lectures on asthma, COPD, pulmonary manifestations of HIV and anti-retroviral therapy," 2nd National Conference on HIV, HBV and HCV infections, Muscat, Sultanate of Oman, 27th – 30th April 2003.
20. "Series of lectures on asthma, COPD and pulmonary manifestations of HIV disease," Kenya Association of Physicians treating lung disease (KAPTLD), Nairobi, Kenya, 19th March 2003 – 21st March 2003
21. "Panel discussion on asthma management - First Annual conference on respiratory diseases," Colombo, Sri Lanka 17th November 2002
22. "Management of obstructive airway disease – Newer Concepts," Association of Physicians of Baghdad, Iraq, 15th July 2002.
23. "Series of lectures on Asthma, COPD and Community acquired pneumonia"; in Jamaica. These lectures supported by America Jamaica Health Foundation and held at Kingston, Savlamar, Montego Bay and Ocho Rios.

24. "What patients should understand about Asthma," Lecture to Women's Federation of Iraq, Baghdad 20th November 2001.
25. "Asthma – An overview" Association of physicians of Iraq, Baghdad 19th April 2001.
26. "Acute Respiratory Failure" National Conference of Physicians of Tanzania, Dar-es-salaam, 30th March 2001.
22. "Asthma Management in India – Current Concepts and Future Advances"
- Muscat General Practitioners Association, Muscat, Sultanate of Oman, 5th March 2000.

National Level

1. MDR-TB: What's new? Chest Summit, New Dehli, 14th October.
2. Adherence Issues in Asthma and COPD, Kanpur, 26th July.
3. COPD workshop (Evidence translated in Practice) – ACCP certified workshop, Jaipur, 8th – 9th June, 2006.
4. COPD workshop (Evidence translated in Practice) – ACCP certified workshop, Lonavla, 3rd – 4th June, 2006.
5. COPD: Beyond bronchodilaton, Lucknow CME on Respiratory and Critical Care Medicine, 26th February, 2006.
6. COPD workshop (Evidence translated in Practice) – ACCP certified workshop, Vizag, 4th – 5th February, 2006.
7. Hypersensitivity Pneumonitis – National Conference of the Indian Chest Society (NAPCON), Kolkata, 19th November, 2005.
8. Complete Polysomnography is not required for diagnosis of sleep apnoea. Sleep Apnoea Diagnosis Debate. NESSCON, Mumbai. 6th November, 2005.
9. Beta-agonists in asthma: Rescue, control and remodeling. National Allergy Conference (ICCAICON) Jaipur, 17th October, 2005.
10. COPD: Putting guidelines into practice. Rajasthan APICON Conference, Jodhpur, 15th October, 2005.
11. Chemotherapy of Tuberculosis. National Infectious Disease Update, PD Hinduja Hospital, 26th August, 2005.
12. Differentiating asthma from COPD. COPD Update. 6th August, 2005, Bhubaneshwar.
13. Obstructive Sleep Apnoea – Basic Principles. Nasik IMA, Meeting, 21st July, 2005, Nashik.
14. Understanding and treating obstructive sleep apnoea, Valsad IMA meeting, Valsad, Gujarat.

15. COPD Today: Easier to understand; easier to manage. 28th May, 2005, Bangalore – IMA meeting.
16. Workshop on Asthma and COPD, 23rd , 24th April 2005, Coimbatore.
17. Out patient management of COPD, 20th February 2005.
18. Pre-operative evaluation in lung surgery. 19th February 2005. ICMAP Conference, Mumbai.
19. COPD Today: Easier to understand; easier to manage. 22nd January, 2005. Annual Physicians of India Conference (APICON), Mumbai.
20. COPD and Asthma: Issues in Primary Care. Bikaner Annual Asthma Update, 9th January 2005.
21. "The Role of anticholinergics in Asthma," Indian Congress of Allergy, Immunology and Asthma, Bhubaneswar, Orissa, 19th December, 2004.
22. "COPD and Asthma, similarities and differences," 10th Conference of the Transpacific Society of Allergy and Immunology, 22nd November, 2004.
23. "The link between sinusitis and asthma," 9th Asian Research Symposium on Rhinology, Hotel Hilton Towers, 19th November, 2004.
24. "COPD: Easier to understand, easier to manage," Rajasthan APICON, 30th October, 2004.
25. "COPD issues in primary care," Indian Chest Society – Eastern Region Conference, Guwahati, 1st August, 2004.
26. "Recent Advances in the Management of COPD," IMA Meeting, Srinagar, Jammu and Kashmir, 3rd July, 2004.
27. "COPD: Easier to understand, easier to manage," IMA Meeting, Amritsar, 20th February, 2004.
28. "Diagnosis and Management of Allergic Rhinitis," National TB Conference, Hotel Regent, Mumbai, 3rd January, 2004.
29. "Diagnosis and Newer Management Strategies for COPD." Goa IMA Symposium, Goa 9th August, 2003.
30. "An Overview of the Management of COPD" Cipla Symposium on COPD, Bhubaneswar, Orissa, 15th June 2003.
31. "COPD Management and the Role of Tiotropium Bromide" Cipla Symposium on COPD, Lucknow, 11th May 2003.
32. "Why asthma is good for your practice" IMA Bardoli meeting, Bardoli, Gujarat, 9th March 2003.

33. "Difficult Asthma" Jamshedpur IMA Association. 4th January 2003
34. "The role of leukotriene modifiers in management of asthma." Cipla symposium, Jodhpur, Rajasthan, 21st December, 2002
35. "Diagnosis and Management of pneumonia," Bhubaneswar IMA meeting, 16th December 2001.
36. "Managing Asthma in General Practice," Jalgaon, IMA, 22nd August 2001.
37. "Long term Management of Bronchial Asthma" Ambejogai Medical College, Symposium on HIV and Asthma, 4th March 2001.
38. "Out Patient Management of COPD" Symposium on Management of COPD, Chennai 17th February, 2001.
39. "Long term Management of Bronchial Asthma" Ambejogai Medical College, Symposium on HIV and Asthma, 4th March 2001.
40. "Modern-day management of Asthma" KSVS IMA Lecture, Sawantwadi 24th September, 2000
41. "Management of Community-acquired pneumonias" Surat IMA meeting
42. "Management of Asthma in clinical practice, Rajkot and Bhavnagar IMA meetings 24th and 25th June, 2000
43. "Current Day Management of Asthma"
Lecture at IMA Yeotmal Meeting, Yeotmal, 13th February 2000.
38. "Asthma Management at the Turn of the Millennium"
75th Jubilee Conference of the Indian Medical Association (PLATICON), Pune, 29th December 1999.
39. "Advances in Asthma Management"
Family Physicians' Association of Nashik, 11th December, 1999.
40. "Management of Occupational Asthma"
Update on Occupational Respiratory Disorders, Gharda Chemicals, Chiplun, Mahad, 26th Sept. 1999.
41. "Asthma Management at the Turn of the Millennium"
Daman Medical Association, 12th Sept. 1999.
42. "Modern-Day Management of Asthma, Cipla Symposium on Asthma, Ranchi, 4th September 1999.
43. "Diagnosis and Management of COPD"
- Miraj-Sangli Medical Association, 25th July, 1999.
44. "Modern Day Management of Asthma"

- Cipla Symposium on Asthma, Lucknow, 18th July, 1999.
- 45. "Asthma Management"
 - Dahanu Medical Association, 30th May, 1999.
- 46. "Modern Day Management of Asthma"
 - Cipla Symposium on Asthma, Cochin, 23rd May, 1999.
- 47. "Pulmonary Medicine at the Turn of the Millennium"
 - Vapi Medical Association, 11th April, 1999.
- 48. "Aerosol Delivery Systems in Asthma"
 - Twin-city Symposia on Asthma: Symptom Relief to Disease Control. Co-lectured with Professor Eric. D. Bateman, (South Africa) – Pune, 9th March, 1999, Calcutta, 11th March, 1999.
- 49. "The Role of Corticosteroids in Asthma Management"
 - Annual Conference of the National College of Chest Physicians, Udaipur, 30th January 1999.

Local Level

1. "Steroids in Pulmonary Disease, Malad Medical Association, Mumbai, 21st May, 2006.
2. "HIV & Tuberculosis, Bombay Medical Congress, Mumbai, 12th February, 2006.
3. "Outpatient management of bronchial asthma and early COPD"
 - 'A' Ward Medical Association - August 1996
4. "Management of multi-drug resistant tuberculosis"
 - Mahim-Dharavi General Practitioners' Association - December 1996
5. "Usage of different inhalation devices in the management of asthma"
 - Ghatkopar General Practitioners' Association - February 1996
6. "Indications and types of Mechanical Ventilation"
 - Workshop on Mechanical Ventilation at Bhatia General Hospital - July 1996
7. "Guidelines for Management of Bronchial Asthma in children and adults"
 - INHS Ashvini Hospital, Paediatric Dept, June 1996
8. Series of lectures on Respiratory Medicine at the IMA (Indian Medical Association)
 - Undergraduate teaching programme
9. "Management of Bronchial Asthma"
 - Nair Hospital Pharmacology Symposium - September 1996
10. "Recent Advances in Asthma Management"
 - Symposium on Asthma and Air Pollution at the BEST - 27th April 1997

11. "Recent Advances and Newer Guidelines in Asthma Management"
 - Symposium on Asthma Management in Adults and Children, Dombivli Chapter of IMA, Dombivli - 29th June 1997
12. "Inhalation Therapy in Bronchial Asthma and COPD"
 - Internship Orientation Programme, Grant Medical College - 21st July 1997
13. "Newer Guidelines for the Management of Asthma in Children"
 - Symposium on Paediatric Asthma, Dept of Paediatrics, Grant Medical College & J J Group of Hospitals - 29th July 1997
14. "Why Prevent Asthma?"
 - Symposium on Preventive Management of Asthma, 24th December 1997
15. "Aerosol Delivery Systems for Asthma and COPD"
 - Annual Conference on Allergy, Asthma and Applied Immunology, HN Hospital, Mumbai, 26th December, 1998.
16. "Basic Issues in the Management of COPD,"
 - Annual Update of Railway Hospital Medical Association, Jagjivan Ram Hospital, 27th July, 1995.
17. "Management of Community Acquired Pneumonias"
 - Santacruz Medical Association, Glenmark Symposium on Respiratory Infections, 30th September, 1999.
18. "Management of Pneumonias"
 - A-Ward Medical Associations Meeting 17th October, 1999.
19. "Modern-Day Management of Asthma"
 - Mahim-Dharavi G.P. Association, Tata Auditorium 24th October, 1999.
20. "Community-Acquired Pneumonias and The Role of Macrolides"
 - KEM Hospital Chest Dept. 27th October, 1999.
21. "Recent Advances in Asthma Management"
 - Annual Update in Medicine, INHS Ashwini Hospital, 9th January, 2000.
22. "Asthma Management and Yoga"
 - Yoga Vidya Niketan, 15th January 2000.
23. "Current Concepts in Tuberculosis and Pneumonia"
 - Chest Radiology Meet of the Radiology Education Foundation – Tata Memorial Hospital, 28th and 29th January 2000.
24. "Recent Advances in Asthma Management"
 - Annual Update on HIV, TB and Asthma Management, Tata Memorial Hospital, 18th March 2000.
23. "Recent Advances in the Management of COPD"
 - Surgical Society of Thane, Thane, 23rd April 2000.
24. "Long Term Management of Adult Asthma"

- Kalyan IMA Meeting, Kalyan, 21st May 2000.
- 24. "Modern day management of Asthma" Bhandup Medicos, 21st July 2000
- 25. "Nebuliser usage in Clinical Practice", Bombay Hospital Physiotherapy Department 4th August 2000
- 26. "Drugs and Delivery Systems for Asthma" Department of Pharmacology, J. J. Hospital and Grand Medical College, 7th August 2000
- 27. "Preventive Therapy in Asthma Management". Prince Aly Khan Hospital Mumbai 4th November 2000
- 28. "Differentiating asthma from COPD. Mid-down Medicos Association," Mumbai, 19th November 2000
- 29. "Pulmonary manifestations of HIV" Cipla Symposium on HIV, Bhatia General Hospital, Mumbai 18th June 2001.
- 30. "Community acquired infections of the lung," K. J. Somaiya Hospital, Mumbai 17th August 2001.
- 31. "Advanced Combination Therapy in Asthma," Malad, General Practitioner's Association, 3rd November 2001.
- 32. "Care and Maintenance of a Fibre Optic Bronchoscope," Workshop at the National Conference of Chest Diseases, Mumbai 7th November 2001.
- 33. "New Fluoroquinolones in community acquired pneumonia," Major Symposium on Lung infection at National Conference of Chest Diseases, Mumbai 9th November 2001.
- 34. "Panel Discussion on community acquired pneumonias," Asia Pacific Congress on Chest Diseases," Mumbai 1st December 2001.
- 35. "Managing COPD in General Practice," INCHES (GP Association), Bhatia General Hospital, Mumbai 27th December 2001.
- 36. "Management of Asthma and the relevance of spirometry to general practitioners", Inches GP association 26th May 2002
- 37. "Managing tuberculosis in private practice – Advantages and disadvantages of DOTS." - Haffkine Institute, Mumbai. 10th August 2002
- 38. "Differentiating asthma from COPD and the need for spirometry in general practice," A Ward Medical Association. 8th September 2002
- 39. "Why asthma is good for your practice" Lecture at Annual Conference of the GPA, Mumbai, 28th December 2002
- 40. "Difficult Asthma" Lecture at IMA Annual Conference, Mumbai, 18th January 2003

41. "Use and interpretation of lung function test" North-West Mumbai Association of Anaesthetists 15th February 2003
42. "Outpatient Management of asthma for Nurses," Workshop for Diagnosis and Management of Asthma for Nurses. 26th June, 2005. LH Hiranandani Hospital, Powai, Mumbai.
43. "Obstructive Sleep Apnoea" – What the general practitioner must know. 'A' Ward Medical Association monthly CME, Mumbai, 13th November, 2005.

Papers and Articles Published

1. Complications and Sequelae of Pulmonary Tuberculosis. Mahashur A A & **Rajan S**. Integral Physician's Digest. TB Issue Vol.1. No.1, January 1994
2. Newer Guidelines and their Role in Asthma Management. **Rajan S** - The Journal of General Medicine Vol. 9, No.2, 1997, p 11-18
3. Inhalation Devices and Inhalational Therapy in Asthma. Joshi SR & **Rajan S** The Journal of General Medicine Vol. 9, No. 2, 1997, p 19 - 30
4. Newer Guidelines and Management Strategies for Young Children with Asthma. **Rajan S**. Paediatric Pulmonary Update Vol. 9, No.3, September 1997 p 17-21
5. Asthma Guidelines, **Rajan S** Letters to the Editor, Thorax 1997; 52: 932
6. Inhaled fluticasone in the management of asthma. **Rajan S**, Mahashur A A, Mathur U S, poster presentation at the 8th European Respiratory Congress, September 22, 1998, Geneva, Switzerland.
7. Diagnosing Asthma in general practice. **Rajan S**. The Indian Practitioner Vol. 54, No. 6, June 2001.
8. Salmeterol/fluticasone combination product (SFC) provides better asthma control compared to high dose fluticasone (FP) in symptomatic patients with asthma. Joshi J, Jagannath K, Chhabra S, **Rajan S** et al. Poster at ERS Congress, September 2005.
9. Assessment of usability of a multi-dose dry powder inhaler (multi-haler) in healthy volunteers and mild asthmatic- P. 567 poster presented at the European Respiratory Society meeting at Stockholm, 2007.
10. Pneumonia Chapter in API Textbook of Medicine. Vol-1, Chapter-8, Section 7, Pgs.368-373-2008.
11. Strategies to prevent COPD exacerbations Pg. 835-843 part II Medicine update, Association of Physicians of India 2009.

International Conferences Attended

- Vth European Respiratory Society Congress September 16-20, 1995, Barcelona, Spain
- VIIth European Respiratory Society Congress September 20-24, 1997, Berlin, Germany
- VIIIth European Respiratory Society Congress September 19-23, 1998, Geneva, Switzerland
- IXth European Respiratory Society Congress October 9-13, 1999, Madrid, Spain
- World Congress on Lung Health, August 30 –September 3 2000, Florence, Italy
- Asia Pacific Congress on Chest Diseases, November 29 – December 2, 2001, Mumbai, India
- XIIth European Respiratory Society Congress September 14 - 18, 2002, Stockholm, Sweden
- Workshop on Sleep - Disordered Breathing and Non –Invasive Ventilation, Sydney, Australia October 14 – 25, 2002
- Commonwealth Pharmaceutical Association Congress August 14 - 17, 2003, Ocho Rios, Jamaica
- 13th European Respiratory Society Meeting, Vienna, Austria, September 2003.
- National Congress of Respiratory Disease, St. Petersburg, Russia, November 2003.
- IUATLD (Europe Region Meeting) Moscow, Russia, 23rd to 26th June 2004.
- 14th European Respiratory Society Meeting, Glasgow, Scotland, UK, 4th to 8th September 2004.
- Clinical Observer: Royal Brompton Hospital. Interstitial Lung Disease Unit, London, UK. 7th September 2005 to 15th September, 2005.
- European Respiratory Society Meeting, Copenhagen, Denmark. 17th September – 21st September 2005.
- European Respiratory Society Meeting, Miinich, Germany, 2nd -6th September ,2006.

Conferences organized

Organizing committee – National Association of Pulmonologists Congress (NAPCON), November 2001, Mumbai.

Organizing Secretary (Workshops) – 10th Conference of the Transpacific Society of Allergy and Immunology, Hilton Towers, Mumbai, 21st to 23rd November, 2004.

Core Committee Member: ROAD (Refresher Course on Obstructive Airway Disease) at Chest Research Foundation, Pune.

Languages Known : English, Hindi, Marathi, Malayalam and German.

INFORMATION DISCLOSURE STATEMENT BY APPLICANT (Not for submission under 37 CFR 1.99)	Application Number		10518016	
	Filing Date		2005-07-06	
	First Named Inventor	Amar Lulla		
	Art Unit	1616		
	Examiner Name	Thor B. Nielsen		
	Attorney Docket Number	PAC/20632 US (4137-04700)		

U.S.PATENTS						Remove
Examiner Initial*	Cite No	Patent Number	Kind Code ¹	Issue Date	Name of Patentee or Applicant of cited Document	Pages,Columns,Lines where Relevant Passages or Relevant Figures Appear
	1					

If you wish to add additional U.S. Patent citation information please click the Add button. Add

U.S.PATENT APPLICATION PUBLICATIONS						Remove
Examiner Initial*	Cite No	Publication Number	Kind Code ¹	Publication Date	Name of Patentee or Applicant of cited Document	Pages,Columns,Lines where Relevant Passages or Relevant Figures Appear
	1					

If you wish to add additional U.S. Published Application citation information please click the Add button. Add

FOREIGN PATENT DOCUMENTS								Remove
Examiner Initial*	Cite No	Foreign Document Number ³	Country Code ² j	Kind Code ⁴	Publication Date	Name of Patentee or Applicant of cited Document	Pages,Columns,Lines where Relevant Passages or Relevant Figures Appear	T ⁵
	1							<input type="checkbox"/>

If you wish to add additional Foreign Patent Document citation information please click the Add button. Add

NON-PATENT LITERATURE DOCUMENTS				Remove
Examiner Initials*	Cite No	Include name of the author (in CAPITAL LETTERS), title of the article (when appropriate), title of the item (book, magazine, journal, serial, symposium, catalog, etc), date, pages(s), volume-issue number(s), publisher, city and/or country where published.		T ⁵

**INFORMATION DISCLOSURE
STATEMENT BY APPLICANT**
(Not for submission under 37 CFR 1.99)

Application Number		10518016
Filing Date		2005-07-06
First Named Inventor	Amar Lulla	
Art Unit	1616	
Examiner Name	Thor B. Nielsen	
Attorney Docket Number	PAC/20632 US (4137-04700)	

1	SALIB RAMI JEAN, et al., "Safety and Tolerability Profiles of Intranasal Antihistamines and Intranasal Corticosteroids in the Treatment of Allergic Rhinitis," Drug Safety 2003, Vol. 26, No. 12, Cover page, publication page, pgs. 863-893, ADIS Data Information BV.	<input type="checkbox"/>
2	SIMPSON, RICHARD J., "Budesonide and terfenadine, separately and in combination, in the treatment of hay fever," Annals of Allergy, December, 1994, Vol. 73, Cover page, publication page, pgs. 497-502.	<input type="checkbox"/>
3	JUNIPER, E F., et al., "Comparison of beclomethasone dipropionate aqueous nasal spray, astemizone, and the combination in the prophylactic treatment of ragweed pollen-induced rhinoconjunctivitis," Journal of Allergy and Clinical Immunology, March 1989, Vol 83, No. 3, Cover page, Publications page, pgs. 627-633, American Academy of Allergy and Immunology, C.V. Mosby Co.	<input type="checkbox"/>
4	BARNES, M. L., et al., "Effects of levocetirizine as add-on therapy to fluticasone in seasonal allergic rhinitis," Clinical and Experimental Allergy, January 27, 2006, Vol. 36, pgs. 676-684, Blackwell Publishing Ltd.	<input type="checkbox"/>
5	Applicants response to foreign communication - EP 03738280.1 (EP Patent 1519731) , September 6, 2010, 15 pages.	<input type="checkbox"/>
6	File history of Australian Patent Application No. AU2003244799, 38 pages.	<input type="checkbox"/>
7	File history of Brazilian Patent Application No. PI 0312128-3, 27 pages.	<input type="checkbox"/>
8	File history of Canadian Patent Application No. 2,489,427, 19 pages.	<input type="checkbox"/>
9	File history of Korean Patent Application No. 10-2004-7020819, 89 pages.	<input type="checkbox"/>
10	File history of Mexican Patent Application No. PA/a/2004/01266 (now Patent No. 265349), 86 pages.	<input type="checkbox"/>
11	File history of Polish Patent Application No. P-373001, 95 pages.	<input type="checkbox"/>

INFORMATION DISCLOSURE STATEMENT BY APPLICANT (Not for submission under 37 CFR 1.99)	Application Number		10518016
	Filing Date		2005-07-06
	First Named Inventor	Amar Lulla	
	Art Unit		1616
	Examiner Name	Thor B. Nielsen	
	Attorney Docket Number		PAC/20632 US (4137-04700)

12	File history of Russian Patent Application No. RU 2361593 C2, 65 pages.	<input type="checkbox"/>
13	File history of South African Patent Application No. 2005/0331 (now Patent No. 2005/0331), 18 pages.	<input type="checkbox"/>
14	Applicants response to foreign communication - CA 2489427, December 20, 2010, 10 pages.	<input type="checkbox"/>

If you wish to add additional non-patent literature document citation information please click the Add button **Add**

EXAMINER SIGNATURE

Examiner Signature		Date Considered	
--------------------	--	-----------------	--

*EXAMINER: Initial if reference considered, whether or not citation is in conformance with MPEP 609. Draw line through a citation if not in conformance and not considered. Include copy of this form with next communication to applicant.

¹ See Kind Codes of USPTO Patent Documents at www.USPTO.GOV or MPEP 901.04. ² Enter office that issued the document, by the two-letter code (WIPO Standard ST.3). ³ For Japanese patent documents, the indication of the year of the reign of the Emperor must precede the serial number of the patent document. ⁴ Kind of document by the appropriate symbols as indicated on the document under WIPO Standard ST.16 if possible. ⁵ Applicant is to place a check mark here if English language translation is attached.

**INFORMATION DISCLOSURE
STATEMENT BY APPLICANT**
(Not for submission under 37 CFR 1.99)

Application Number	10518016		
Filing Date	2005-07-06		
First Named Inventor	Amar Lulla		
Art Unit	1616		
Examiner Name	Thor B. Nielsen		
Attorney Docket Number	PAC/20632 US (4137-04700)		

CERTIFICATION STATEMENT

Please see 37 CFR 1.97 and 1.98 to make the appropriate selection(s):

That each item of information contained in the information disclosure statement was first cited in any communication from a foreign patent office in a counterpart foreign application not more than three months prior to the filing of the information disclosure statement. See 37 CFR 1.97(e)(1).

OR

That no item of information contained in the information disclosure statement was cited in a communication from a foreign patent office in a counterpart foreign application, and, to the knowledge of the person signing the certification after making reasonable inquiry, no item of information contained in the information disclosure statement was known to any individual designated in 37 CFR 1.56(c) more than three months prior to the filing of the information disclosure statement. See 37 CFR 1.97(e)(2).

See attached certification statement.

Fee set forth in 37 CFR 1.17 (p) has been submitted herewith.

None

SIGNATURE

A signature of the applicant or representative is required in accordance with CFR 1.33, 10.18. Please see CFR 1.4(d) for the form of the signature.

Signature	/Rodney B. Carroll/	Date (YYYY-MM-DD)	2011-08-16
Name/Print	Rodney B. Carroll	Registration Number	39,624

This collection of information is required by 37 CFR 1.97 and 1.98. The information is required to obtain or retain a benefit by the public which is to file (and by the USPTO to process) an application. Confidentiality is governed by 35 U.S.C. 122 and 37 CFR 1.14. This collection is estimated to take 1 hour to complete, including gathering, preparing and submitting the completed application form to the USPTO. Time will vary depending upon the individual case. Any comments on the amount of time you require to complete this form and/or suggestions for reducing this burden, should be sent to the Chief Information Officer, U.S. Patent and Trademark Office, U.S. Department of Commerce, P.O. Box 1450, Alexandria, VA 22313-1450. **DO NOT SEND FEES OR COMPLETED FORMS TO THIS ADDRESS. SEND TO: Commissioner for Patents, P.O. Box 1450, Alexandria, VA 22313-1450.**

Privacy Act Statement

The Privacy Act of 1974 (P.L. 93-579) requires that you be given certain information in connection with your submission of the attached form related to a patent application or patent. Accordingly, pursuant to the requirements of the Act, please be advised that: (1) the general authority for the collection of this information is 35 U.S.C. 2(b)(2); (2) furnishing of the information solicited is voluntary; and (3) the principal purpose for which the information is used by the U.S. Patent and Trademark Office is to process and/or examine your submission related to a patent application or patent. If you do not furnish the requested information, the U.S. Patent and Trademark Office may not be able to process and/or examine your submission, which may result in termination of proceedings or abandonment of the application or expiration of the patent.

The information provided by you in this form will be subject to the following routine uses:

1. The information on this form will be treated confidentially to the extent allowed under the Freedom of Information Act (5 U.S.C. 552) and the Privacy Act (5 U.S.C. 552a). Records from this system of records may be disclosed to the Department of Justice to determine whether the Freedom of Information Act requires disclosure of these records.
2. A record from this system of records may be disclosed, as a routine use, in the course of presenting evidence to a court, magistrate, or administrative tribunal, including disclosures to opposing counsel in the course of settlement negotiations.
3. A record in this system of records may be disclosed, as a routine use, to a Member of Congress submitting a request involving an individual, to whom the record pertains, when the individual has requested assistance from the Member with respect to the subject matter of the record.
4. A record in this system of records may be disclosed, as a routine use, to a contractor of the Agency having need for the information in order to perform a contract. Recipients of information shall be required to comply with the requirements of the Privacy Act of 1974, as amended, pursuant to 5 U.S.C. 552a(m).
5. A record related to an International Application filed under the Patent Cooperation Treaty in this system of records may be disclosed, as a routine use, to the International Bureau of the World Intellectual Property Organization, pursuant to the Patent Cooperation Treaty.
6. A record in this system of records may be disclosed, as a routine use, to another federal agency for purposes of National Security review (35 U.S.C. 181) and for review pursuant to the Atomic Energy Act (42 U.S.C. 218(c)).
7. A record from this system of records may be disclosed, as a routine use, to the Administrator, General Services, or his/her designee, during an inspection of records conducted by GSA as part of that agency's responsibility to recommend improvements in records management practices and programs, under authority of 44 U.S.C. 2904 and 2906. Such disclosure shall be made in accordance with the GSA regulations governing inspection of records for this purpose, and any other relevant (i.e., GSA or Commerce) directive. Such disclosure shall not be used to make determinations about individuals.
8. A record from this system of records may be disclosed, as a routine use, to the public after either publication of the application pursuant to 35 U.S.C. 122(b) or issuance of a patent pursuant to 35 U.S.C. 151. Further, a record may be disclosed, subject to the limitations of 37 CFR 1.14, as a routine use, to the public if the record was filed in an application which became abandoned or in which the proceedings were terminated and which application is referenced by either a published application, an application open to public inspections or an issued patent.
9. A record from this system of records may be disclosed, as a routine use, to a Federal, State, or local law enforcement agency, if the USPTO becomes aware of a violation or potential violation of law or regulation.

Electronic Acknowledgement Receipt

EFS ID:	10740483
Application Number:	10518016
International Application Number:	
Confirmation Number:	4912
Title of Invention:	Combination of azelastine and steroids
First Named Inventor/Applicant Name:	Amar Lulla
Customer Number:	30652
Filer:	Rodney B. Carroll/Edith Shek
Filer Authorized By:	Rodney B. Carroll
Attorney Docket Number:	PAC/20632 US (4137-04700)
Receipt Date:	16-AUG-2011
Filing Date:	06-JUL-2005
Time Stamp:	18:35:10
Application Type:	U.S. National Stage under 35 USC 371

Payment information:

Submitted with Payment	no
------------------------	----

File Listing:

Document Number	Document Description	File Name	File Size(Bytes)/ Message Digest	Multi Part /.zip	Pages (if appl.)
1	Non Patent Literature	061810_ExamReportCanada_2 489427.pdf	155034 <small>29ec146f1b3d6d32fd61910b423eeac5868 4e432</small>	no	3

Warnings:

Information:

2	Non Patent Literature	032411_ExamReportCanada_2489427.pdf	106543 872dde44e75295db4f678983550037b347ae01e	no	2
Warnings:					
Information:					
3	Non Patent Literature	111005_ExaminationReport_EP1519731.pdf	153693 2dccc6af9db655bfd25bdfdf8445eb6078ca33930	no	4
Warnings:					
Information:					
4	Non Patent Literature	071807_ExaminationReport_EP1519731.pdf	209516 9d72858e04ed5b987b00888847206cd089e447a	no	5
Warnings:					
Information:					
5	Non Patent Literature	102308_IntenttoGrant_EP1519731.pdf	185757 a6bfc422a20be58e2ae683d1786952c8bd60e4ef	no	6
Warnings:					
Information:					
6	Non Patent Literature	112007_ExaminationReportAustralia_2003244799.pdf	133191 4178686f49e0d0fc379c8e0648d98a82bd1189	no	2
Warnings:					
Information:					
7	Non Patent Literature	082610_OfficeActionKorea_1020047020819.pdf	552692 7092d271635490fdac2a40ae2cf5ee6de0b674fb	no	8
Warnings:					
Information:					
8	Non Patent Literature	GENNARO_Remington.pdf	440176 9bb9adc2bcaa1f6acc5f2f4b8b928173876eeafa	no	5
Warnings:					
Information:					
9	Non Patent Literature	GILBERT_Preservation.pdf	127287 94d9266dbff77430409b39022bce8316ec1470b4	no	3
Warnings:					
Information:					
10	Non Patent Literature	021811_FOA_12508388.pdf	1074290 1fd4472dc051626cb513df02cc97b5ed7a279015	no	23
Warnings:					
Information:					

11	Non Patent Literature	022411_FOA_12508393.pdf	1105622	no	20
			8c02d507266461dab77f1f8b335ae2563a626fcb2		
Warnings:					
The page size in the PDF is too large. The pages should be 8.5 x 11 or A4. If this PDF is submitted, the pages will be resized upon entry into the Image File Wrapper and may affect subsequent processing					
Information:					
12	Non Patent Literature	REDDY_Ocular.pdf	248602	no	4
			e5032175ac5db7572e415ffa11e5dc2a9a207e6e		
Warnings:					
Information:					
13	Non Patent Literature	SPECTOR_Ideal.pdf	25928	no	2
			91efa1500b588f52198f0df222f6c88b98ca79f5		
Warnings:					
Information:					
14	Non Patent Literature	D3_ABPI_Data_Sheet.pdf	408657	no	3
			e9ac65a6abd01895d40bf2bddb771b6c09e33111		
Warnings:					
Information:					
15	Non Patent Literature	BLOCK_Inorganic.pdf	1595928	no	5
			c935e1fabbb89ef8953c5aade1e89b530db7fe86c		
Warnings:					
Information:					
16	Non Patent Literature	D10_Cipla_Annual_Report.pdf	977108	no	7
			2c238f3ebf1aa58bbfd8e73836c92ff830eece843		
Warnings:					
Information:					
17	Non Patent Literature	D17_Prescribing_Info_Astepro.pdf	1135373	no	20
			5926bc024b348c6002b5f2cc7dce674ae6d78fd6		
Warnings:					
Information:					
18	Non Patent Literature	D15_Prescribing_Info_For_Rhinocort_Aqua.pdf	1530779	no	32
			57293a02f2577dc3d98fda96bcbbb2571eb6ae47		
Warnings:					
Information:					
19	Non Patent Literature	D18_Product_Info_for_Nasonex.pdf	955725	no	22
			8accf69aad7288cdcf9a0b403605f2db05846ce		

Warnings:					
Information:					
20	Non Patent Literature	D16_Safety_Data_Sheet_For_Flonase.pdf	236363 1f1fb4ca2a195cde32f99443f2d70c2668497e0	no	5
Warnings:					
Information:					
21	Non Patent Literature	D19_Safety_Data_Sheet_for_Beconase.pdf	239808 fe89650312dac84d743f4ace3ed6af8cc90d5816	no	5
Warnings:					
Information:					
22	Non Patent Literature	WISEMAN_Intranasal.pdf	1552230 3a1c2fcdcb9344e223bd6a7938e0284f18d1a921	no	12
Warnings:					
The page size in the PDF is too large. The pages should be 8.5 x 11 or A4. If this PDF is submitted, the pages will be resized upon entry into the Image File Wrapper and may affect subsequent processing					
Information:					
23	Non Patent Literature	D12_World_Review_2001.pdf	1094868 10646ec0726a49b2beb55e32990768d8d1b94a3b	no	15
Warnings:					
Information:					
24	Non Patent Literature	080811_EPO_Opposition.pdf	906429 3f6e0a78eaf08f64d22b086a00d22bacc73bc058	no	19
Warnings:					
Information:					
25	Non Patent Literature	PREGRANT_OPPOSITION_INDIA.pdf	15994381 a2fa2b7926f82c8d532fb9dfb820ce1b9ed2b6cf	no	183
Warnings:					
Information:					
26	Non Patent Literature	MCNEELY_Intranasal.pdf	2076084 985156f2933d447d101677b8029e6f4e238cddb2	no	24
Warnings:					
The page size in the PDF is too large. The pages should be 8.5 x 11 or A4. If this PDF is submitted, the pages will be resized upon entry into the Image File Wrapper and may affect subsequent processing					
Information:					
27	Non Patent Literature	AURORA_Nasal.pdf	198312 7c53dae2c1f2f6b3c7c20377d730277f07a0b65	no	8
Warnings:					

Information:					
28	Non Patent Literature	DROUIN_Adding.pdf	7136776 cd144344925f1f88419e2a579aa7292cd363859a	no	10
Warnings:					
Information:					
29	Non Patent Literature	D14_Hodges.pdf	482110 b5c34870380fe0b243e68f33af73b7e8a244fac1	no	6
Warnings:					
Information:					
30	Non Patent Literature	042307_1stRussianOA.pdf	415145 e10276a9c7e2095e7d98e56a37b472932818aa00	no	6
Warnings:					
Information:					
31	Non Patent Literature	052308_2ndRussian.pdf	186187 117aef96222c9ab7af2108582cfe8176b68f35fc	no	3
Warnings:					
Information:					
32	Foreign Reference	DE10152369.pdf	1078550 83d818cb8fdaa23f31d58d7a42b8ad751dd92ced	no	15
Warnings:					
Information:					
33	Foreign Reference	WO9746243.pdf	820194 ca7de7a3acba599cc6d44e42b3560ca8e2f670e4	no	18
Warnings:					
Information:					
34	Foreign Reference	AU2003244799.pdf	989190 cc318cb4222bd12bf124668e9709e0cdbe741b	no	23
Warnings:					
Information:					
35	Foreign Reference	JP2002053485.pdf	188713 8e8c8ab405c9c2afe207c1d92262ae97ef9a7e	no	6
Warnings:					
Information:					
36	Non Patent Literature	122710_Applicant_Response_KR_Office_Action.pdf	812993 cf9b49898d1e2b637a42cc68bc78c1b5b1f124	no	18
Warnings:					

Information:					
37	Non Patent Literature	BERGE_Pharmaceutical.pdf	2924051 22bc71970dc59034943ac79cb691a11ed05713bc	no	19
Warnings:					
Information:					
38	Non Patent Literature	Product_Specification_Bulletin_Avicel_CL611.pdf	43588 a6f0899d157a96683505025ca02e92a375a88905	no	2
Warnings:					
Information:					
39	Non Patent Literature	Product_Specification_Bulletin_Avicel_RC591.pdf	101696 bc2908e5dc2bb52e18549e1f32e434053a7dde5b	no	2
Warnings:					
Information:					
40	Non Patent Literature	BAENA_Safety.pdf	1334703 91482486ed47a87365676702e877511d2c8f7836	no	16
Warnings:					
Information:					
41	Non Patent Literature	MELTZER_Allergic.pdf	448383 ed2aae2f96490e7cd9dc91aea1b453a7a723523f	no	7
Warnings:					
Information:					
42	Non Patent Literature	RATNER_Combination.pdf	1431701 f234e7b32ff933629b3a8e145fd939f30497f21	no	8
Warnings:					
Information:					
43	Non Patent Literature	RATNER_Comparison.pdf	2725600 f7eae7ad7d14d15e00450589f19efe71a1edcdeb	no	10
Warnings:					
Information:					
44	Non Patent Literature	NIELSEN_Intranasal.pdf	4437767 e0b40df569ff54dde66494c094b3686e2f972f03	no	19
Warnings:					
Information:					
45	Non Patent Literature	DILORENZO_Randomized.pdf	730095 b1f70c943385ea0fa298eda3a5e5d505e4c6fe6c	no	10
Warnings:					

Information:					
46	Non Patent Literature	AKERLUND_Clinical.pdf	237074 a710257a136cb95a7c67cb747eae758f31cc04d2	no	23
Warnings:					
Information:					
47	Non Patent Literature	020811_Summons_To_Attend_Oral_EP03738280.pdf	45761 1f9274a03f493e2d4664f5cce3323b8ed6195ce0	no	1
Warnings:					
Information:					
48	Non Patent Literature	HOWARTH_Comparison.pdf	1712515 75a98c0de71e31c6eda9ecd03f2bc6392696224	no	6
Warnings:					
Information:					
49	Non Patent Literature	NIELSEN_Intranasal_2003.pdf	3198594 f1b050f91da56d025b4f6c70daa963bbc15e7e80	no	13
Warnings:					
Information:					
50	Non Patent Literature	ProductSheet_Avicel_RC_CL.pdf	1599726 d39aaaeafa598e6501cc866ed1dbda3b0cbec3dc	no	6
Warnings:					
Information:					
51	Non Patent Literature	GALANT_Clinical.pdf	954034 8dbe1a247b2f127980acae5b0f20e829a1b47daf	no	11
Warnings:					
Information:					
52	Non Patent Literature	DUONASE_Data_Sheet.pdf	3887480 9ac7d941f687e4fa7bd0286e7370c80819c3a09a	no	6
Warnings:					
Information:					
53	Non Patent Literature	WANG_Treatment.pdf	117695 7e205a14c81340a2178237382865f1ed012ee41f	no	8
Warnings:					
Information:					
54	Information Disclosure Statement (IDS) Form (SB08)	081611_IDSForm2.pdf	917034 9562b22b1189bb1c9090c208315ada05ba3578	no	5
Warnings:					

Information:					
A U.S. Patent Number Citation or a U.S. Publication Number Citation is required in the Information Disclosure Statement (IDS) form for autoloading of data into USPTO systems. You may remove the form to add the required data in order to correct the Informational Message if you are citing U.S. References. If you chose not to include U.S. References, the image of the form will be processed and be made available within the Image File Wrapper (IFW) system. However, no data will be extracted from this form. Any additional data such as Foreign Patent Documents or Non Patent Literature will be manually reviewed and keyed into USPTO systems.					
55	Non Patent Literature	SALIB_Safety.pdf	6922611 ece5b213803aebfd74937072238f72b694471716	no	33
Warnings:					
Information:					
56	Non Patent Literature	SIMPSON_Budesonid.pdf	518084 40b2492f820832c705237a3ca8da399dcca e93a8	no	8
Warnings:					
Information:					
57	Non Patent Literature	JUNIPER_Comparison.pdf	524818 7cca030e1e0f414a847dc490558021e8193 20f08	no	9
Warnings:					
Information:					
58	Non Patent Literature	BARNES_Clinical.pdf	3720500 01d571e88b775f393b9b67bdc133ea5c739 852d7	no	9
Warnings:					
Information:					
59	Non Patent Literature	090610_Applicant_Response_t o_Opposition.pdf	410919 0159cf0fc80743f05ea0a81cf1cc4a7c42d59 d3	no	15
Warnings:					
Information:					
Total Files Size (in bytes):			84474663		

This Acknowledgement Receipt evidences receipt on the noted date by the USPTO of the indicated documents, characterized by the applicant, and including page counts, where applicable. It serves as evidence of receipt similar to a Post Card, as described in MPEP 503.

New Applications Under 35 U.S.C. 111

If a new application is being filed and the application includes the necessary components for a filing date (see 37 CFR 1.53(b)-(d) and MPEP 506), a Filing Receipt (37 CFR 1.54) will be issued in due course and the date shown on this Acknowledgement Receipt will establish the filing date of the application.

National Stage of an International Application under 35 U.S.C. 371

If a timely submission to enter the national stage of an international application is compliant with the conditions of 35 U.S.C. 371 and other applicable requirements a Form PCT/DO/EO/903 indicating acceptance of the application as a national stage submission under 35 U.S.C. 371 will be issued in addition to the Filing Receipt, in due course.

New International Application Filed with the USPTO as a Receiving Office

If a new international application is being filed and the international application includes the necessary components for an international filing date (see PCT Article 11 and MPEP 1810), a Notification of the International Application Number and of the International Filing Date (Form PCT/RO/105) will be issued in due course, subject to prescriptions concerning national security, and the date shown on this Acknowledgement Receipt will establish the international filing date of the application.

Under the Paperwork Reduction Act of 1995, no persons are required to respond to a collection of information unless it displays a valid OMB control number.

PATENT APPLICATION FEE DETERMINATION RECORD Substitute for Form PTO-875					Application or Docket Number 10/518,016		Filing Date 07/06/2005		<input type="checkbox"/> To be Mailed					
APPLICATION AS FILED – PART I					OTHER THAN									
(Column 1)		(Column 2)			SMALL ENTITY <input type="checkbox"/>		OR			SMALL ENTITY				
FOR		NUMBER FILED		NUMBER EXTRA			RATE (\$)		FEE (\$)		RATE (\$)		FEE (\$)	
<input checked="" type="checkbox"/> BASIC FEE <small>(37 CFR 1.16(a), (b), or (c))</small>		N/A		N/A			N/A				N/A		300	
<input type="checkbox"/> SEARCH FEE <small>(37 CFR 1.16(k), (l), or (m))</small>		N/A		N/A			N/A				N/A			
<input type="checkbox"/> EXAMINATION FEE <small>(37 CFR 1.16(o), (p), or (q))</small>		N/A		N/A			N/A				N/A			
TOTAL CLAIMS <small>(37 CFR 1.16(i))</small>		minus 20 =		*			X \$ =				X \$ =			
INDEPENDENT CLAIMS <small>(37 CFR 1.16(h))</small>		minus 3 =		*			X \$ =				X \$ =			
<input type="checkbox"/> APPLICATION SIZE FEE <small>(37 CFR 1.16(s))</small>		If the specification and drawings exceed 100 sheets of paper, the application size fee due is \$250 (\$125 for small entity) for each additional 50 sheets or fraction thereof. See 35 U.S.C. 41(a)(1)(G) and 37 CFR 1.16(s).												
<input type="checkbox"/> MULTIPLE DEPENDENT CLAIM PRESENT <small>(37 CFR 1.16(j))</small>														
					TOTAL				TOTAL		300			
					* If the difference in column 1 is less than zero, enter "0" in column 2.									
APPLICATION AS AMENDED – PART II					OTHER THAN									
(Column 1)		(Column 2)		(Column 3)			SMALL ENTITY		OR			SMALL ENTITY		
AMENDMENT	08/16/2011	CLAIMS REMAINING AFTER AMENDMENT		HIGHEST NUMBER PREVIOUSLY PAID FOR	PRESENT EXTRA		RATE (\$)		ADDITIONAL FEE (\$)		RATE (\$)		ADDITIONAL FEE (\$)	
	<small>Total (37 CFR 1.16(i))</small>	* 47	Minus	** 51	= 0		X \$ =				OR X \$52=		0	
	<small>Independent (37 CFR 1.16(h))</small>	* 5	Minus	***6	= 0		X \$ =				OR X \$220=		0	
	<input type="checkbox"/> Application Size Fee <small>(37 CFR 1.16(s))</small>													
	<input type="checkbox"/> FIRST PRESENTATION OF MULTIPLE DEPENDENT CLAIM <small>(37 CFR 1.16(j))</small>													
					TOTAL ADD'L FEE				OR		TOTAL ADD'L FEE		0	
(Column 1)		(Column 2)		(Column 3)			SMALL ENTITY		OR			SMALL ENTITY		
AMENDMENT		CLAIMS REMAINING AFTER AMENDMENT		HIGHEST NUMBER PREVIOUSLY PAID FOR	PRESENT EXTRA		RATE (\$)		ADDITIONAL FEE (\$)		RATE (\$)		ADDITIONAL FEE (\$)	
	<small>Total (37 CFR 1.16(i))</small>	*	Minus	**	=		X \$ =				OR X \$ =			
	<small>Independent (37 CFR 1.16(h))</small>	*	Minus	***	=		X \$ =				OR X \$ =			
	<input type="checkbox"/> Application Size Fee <small>(37 CFR 1.16(s))</small>													
	<input type="checkbox"/> FIRST PRESENTATION OF MULTIPLE DEPENDENT CLAIM <small>(37 CFR 1.16(j))</small>													
					TOTAL ADD'L FEE				OR		TOTAL ADD'L FEE			
					* If the entry in column 1 is less than the entry in column 2, write "0" in column 3.					Legal Instrument Examiner: /GLORIA TRAMMELL/				
					** If the "Highest Number Previously Paid For" IN THIS SPACE is less than 20, enter "20".									
					*** If the "Highest Number Previously Paid For" IN THIS SPACE is less than 3, enter "3".									
					The "Highest Number Previously Paid For" (Total or Independent) is the highest number found in the appropriate box in column 1.									

This collection of information is required by 37 CFR 1.16. The information is required to obtain or retain a benefit by the public which is to file (and by the USPTO to process) an application. Confidentiality is governed by 35 U.S.C. 122 and 37 CFR 1.14. This collection is estimated to take 12 minutes to complete, including gathering, preparing, and submitting the completed application form to the USPTO. Time will vary depending upon the individual case. Any comments on the amount of time you require to complete this form and/or suggestions for reducing this burden, should be sent to the Chief Information Officer, U.S. Patent and Trademark Office, U.S. Department of Commerce, P.O. Box 1450, Alexandria, VA 22313-1450. DO NOT SEND FEES OR COMPLETED FORMS TO THIS ADDRESS. **SEND TO: Commissioner for Patents, P.O. Box 1450, Alexandria, VA 22313-1450.**

If you need assistance in completing the form, call 1-800-PTO-9199 and select option 2.



UNITED STATES PATENT AND TRADEMARK OFFICE

UNITED STATES DEPARTMENT OF COMMERCE
United States Patent and Trademark Office
Address: COMMISSIONER FOR PATENTS
P.O. Box 1450
Alexandria, Virginia 22313-1450
www.uspto.gov

APPLICATION NO.	FILING DATE	FIRST NAMED INVENTOR	ATTORNEY DOCKET NO.	CONFIRMATION NO.
10/518,016	07/06/2005	Amar Lulla	PAC/20632 US (4137-04700)	4912
30652	7590	08/04/2011	EXAMINER	
CONLEY ROSE, P.C. 5601 GRANITE PARKWAY, SUITE 750 PLANO, TX 75024			NIELSEN, THOR B	
			ART UNIT	PAPER NUMBER
			1616	
			MAIL DATE	DELIVERY MODE
			08/04/2011	PAPER

Please find below and/or attached an Office communication concerning this application or proceeding.

The time period for reply, if any, is set in the attached communication.

Interview Summary	Application No. 10/518,016	Applicant(s) LULLA ET AL.
	Examiner THOR NIELSEN	Art Unit 1616

All participants (applicant, applicant's representative, PTO personnel):

(1) THOR NIELSEN.

(3) Mr. Rodney Carroll.

(2) Johann Richter.

(4) Ms. Jerry Walker.

Date of Interview: 01 August 2011.

Type: a) Telephonic b) Video Conference
c) Personal [copy given to: 1) applicant 2) applicant's representative]

Exhibit shown or demonstration conducted: d) Yes e) No.
If Yes, brief description: _____.

Claim(s) discussed: 1,2,4-22,26,27,30,35-38,44,45 and 53-56.

Identification of prior art discussed: Cramer (EP0780127).

Agreement with respect to the claims f) was reached. g) was not reached. h) N/A.

Substance of Interview including description of the general nature of what was agreed to if an agreement was reached, or any other comments: See Continuation Sheet.

(A fuller description, if necessary, and a copy of the amendments which the examiner agreed would render the claims allowable, if available, must be attached. Also, where no copy of the amendments that would render the claims allowable is available, a summary thereof must be attached.)

THE FORMAL WRITTEN REPLY TO THE LAST OFFICE ACTION MUST INCLUDE THE SUBSTANCE OF THE INTERVIEW. (See MPEP Section 713.04). If a reply to the last Office action has already been filed, APPLICANT IS GIVEN A NON-EXTENDABLE PERIOD OF THE LONGER OF ONE MONTH OR THIRTY DAYS FROM THIS INTERVIEW DATE, OR THE MAILING DATE OF THIS INTERVIEW SUMMARY FORM, WHICHEVER IS LATER, TO FILE A STATEMENT OF THE SUBSTANCE OF THE INTERVIEW. See Summary of Record of Interview requirements on reverse side or on attached sheet.

8/1/11

/Johann R. Richter/
Supervisory Patent Examiner, Art Unit 1616

Summary of Record of Interview Requirements

Manual of Patent Examining Procedure (MPEP), Section 713.04, Substance of Interview Must be Made of Record

A complete written statement as to the substance of any face-to-face, video conference, or telephone interview with regard to an application must be made of record in the application whether or not an agreement with the examiner was reached at the interview.

Title 37 Code of Federal Regulations (CFR) § 1.133 Interviews

Paragraph (b)

In every instance where reconsideration is requested in view of an interview with an examiner, a complete written statement of the reasons presented at the interview as warranting favorable action must be filed by the applicant. An interview does not remove the necessity for reply to Office action as specified in §§ 1.111, 1.135. (35 U.S.C. 132)

37 CFR §1.2 Business to be transacted in writing.

All business with the Patent or Trademark Office should be transacted in writing. The personal attendance of applicants or their attorneys or agents at the Patent and Trademark Office is unnecessary. The action of the Patent and Trademark Office will be based exclusively on the written record in the Office. No attention will be paid to any alleged oral promise, stipulation, or understanding in relation to which there is disagreement or doubt.

The action of the Patent and Trademark Office cannot be based exclusively on the written record in the Office if that record is itself incomplete through the failure to record the substance of interviews.

It is the responsibility of the applicant or the attorney or agent to make the substance of an interview of record in the application file, unless the examiner indicates he or she will do so. It is the examiner's responsibility to see that such a record is made and to correct material inaccuracies which bear directly on the question of patentability.

Examiners must complete an Interview Summary Form for each interview held where a matter of substance has been discussed during the interview by checking the appropriate boxes and filling in the blanks. Discussions regarding only procedural matters, directed solely to restriction requirements for which interview recordation is otherwise provided for in Section 812.01 of the Manual of Patent Examining Procedure, or pointing out typographical errors or unreadable script in Office actions or the like, are excluded from the interview recordation procedures below. Where the substance of an interview is completely recorded in an Examiners Amendment, no separate Interview Summary Record is required.

The Interview Summary Form shall be given an appropriate Paper No., placed in the right hand portion of the file, and listed on the "Contents" section of the file wrapper. In a personal interview, a duplicate of the Form is given to the applicant (or attorney or agent) at the conclusion of the interview. In the case of a telephone or video-conference interview, the copy is mailed to the applicant's correspondence address either with or prior to the next official communication. If additional correspondence from the examiner is not likely before an allowance or if other circumstances dictate, the Form should be mailed promptly after the interview rather than with the next official communication.

The Form provides for recordation of the following information:

- Application Number (Series Code and Serial Number)
- Name of applicant
- Name of examiner
- Date of interview
- Type of interview (telephonic, video-conference, or personal)
- Name of participant(s) (applicant, attorney or agent, examiner, other PTO personnel, etc.)
- An indication whether or not an exhibit was shown or a demonstration conducted
- An identification of the specific prior art discussed
- An indication whether an agreement was reached and if so, a description of the general nature of the agreement (may be by attachment of a copy of amendments or claims agreed as being allowable). Note: Agreement as to allowability is tentative and does not restrict further action by the examiner to the contrary.
- The signature of the examiner who conducted the interview (if Form is not an attachment to a signed Office action)

It is desirable that the examiner orally remind the applicant of his or her obligation to record the substance of the interview of each case. It should be noted, however, that the Interview Summary Form will not normally be considered a complete and proper recordation of the interview unless it includes, or is supplemented by the applicant or the examiner to include, all of the applicable items required below concerning the substance of the interview.

A complete and proper recordation of the substance of any interview should include at least the following applicable items:

- 1) A brief description of the nature of any exhibit shown or any demonstration conducted,
- 2) an identification of the claims discussed,
- 3) an identification of the specific prior art discussed,
- 4) an identification of the principal proposed amendments of a substantive nature discussed, unless these are already described on the Interview Summary Form completed by the Examiner,
- 5) a brief identification of the general thrust of the principal arguments presented to the examiner,
(The identification of arguments need not be lengthy or elaborate. A verbatim or highly detailed description of the arguments is not required. The identification of the arguments is sufficient if the general nature or thrust of the principal arguments made to the examiner can be understood in the context of the application file. Of course, the applicant may desire to emphasize and fully describe those arguments which he or she feels were or might be persuasive to the examiner.)
- 6) a general indication of any other pertinent matters discussed, and
- 7) if appropriate, the general results or outcome of the interview unless already described in the Interview Summary Form completed by the examiner.

Examiners are expected to carefully review the applicant's record of the substance of an interview. If the record is not complete and accurate, the examiner will give the applicant an extendable one month time period to correct the record.

Examiner to Check for Accuracy

If the claims are allowable for other reasons of record, the examiner should send a letter setting forth the examiner's version of the statement attributed to him or her. If the record is complete and accurate, the examiner should place the indication, "Interview Record OK" on the paper recording the substance of the interview along with the date and the examiner's initials.

Continuation of Substance of Interview including description of the general nature of what was agreed to if an agreement was reached, or any other comments: Mr. Carroll explained that a product encompassed by the claims has been commercialized in India under the name "Duonase" and that the product has been licensed to Meda Pharmaceuticals and is in Phase III trials. He further provided a preview of intended amendments, supplemental data, and topics of forthcoming Declarations. The amendments would remove the term "fluticasone" from claim 1 and leave fluticasone esters and would further require that the formulation be suitable for nasal use. He said that the company scientists have found that Example III of the Cramer reference is inoperable because the formulation is inhomogeneous, is delivered as a jet rather than a diffuse spray, and is hypertonic and that this analysis would be provided. The Declarations would address surprising results, commercial success, and a long-felt need in the art. Also, some amendments directed to clarifying the specification will be forthcoming. He expects to file the response at or before the deadline.



UNITED STATES PATENT AND TRADEMARK OFFICE

UNITED STATES DEPARTMENT OF COMMERCE
United States Patent and Trademark Office
Address: COMMISSIONER FOR PATENTS
P.O. Box 1450
Alexandria, Virginia 22313-1450
www.uspto.gov

APPLICATION NO.	FILING DATE	FIRST NAMED INVENTOR	ATTORNEY DOCKET NO.	CONFIRMATION NO.
10/518,016	07/06/2005	Amar Lulla	PAC/20632 US (4137-04700)	4912
30652	7590	02/16/2011	EXAMINER	
CONLEY ROSE, P.C. 5601 GRANITE PARKWAY, SUITE 750 PLANO, TX 75024			NIELSEN, THOR B	
			ART UNIT	PAPER NUMBER
			1616	
			MAIL DATE	DELIVERY MODE
			02/16/2011	PAPER

Please find below and/or attached an Office communication concerning this application or proceeding.

The time period for reply, if any, is set in the attached communication.

Office Action Summary	Application No. 10/518,016	Applicant(s) LULLA ET AL.	
	Examiner THOR B. NIELSEN	Art Unit 1616	

-- The MAILING DATE of this communication appears on the cover sheet with the correspondence address --

Period for Reply

A SHORTENED STATUTORY PERIOD FOR REPLY IS SET TO EXPIRE 3 MONTH(S) OR THIRTY (30) DAYS, WHICHEVER IS LONGER, FROM THE MAILING DATE OF THIS COMMUNICATION.

- Extensions of time may be available under the provisions of 37 CFR 1.136(a). In no event, however, may a reply be timely filed after SIX (6) MONTHS from the mailing date of this communication.
- If NO period for reply is specified above, the maximum statutory period will apply and will expire SIX (6) MONTHS from the mailing date of this communication.
- Failure to reply within the set or extended period for reply will, by statute, cause the application to become ABANDONED (35 U.S.C. § 133). Any reply received by the Office later than three months after the mailing date of this communication, even if timely filed, may reduce any earned patent term adjustment. See 37 CFR 1.704(b).

Status

- 1) Responsive to communication(s) filed on 24 September 2010.
- 2a) This action is **FINAL**. 2b) This action is non-final.
- 3) Since this application is in condition for allowance except for formal matters, prosecution as to the merits is closed in accordance with the practice under *Ex parte Quayle*, 1935 C.D. 11, 453 O.G. 213.

Disposition of Claims

- 4) Claim(s) 1,2,4,6-22,26,27,30,35-38,44,45 and 53-56 is/are pending in the application.
- 4a) Of the above claim(s) _____ is/are withdrawn from consideration.
- 5) Claim(s) _____ is/are allowed.
- 6) Claim(s) 1,2,4,6-22,26,27,30,35-38,44,45 and 53-56 is/are rejected.
- 7) Claim(s) _____ is/are objected to.
- 8) Claim(s) _____ are subject to restriction and/or election requirement.

Application Papers

- 9) The specification is objected to by the Examiner.
- 10) The drawing(s) filed on _____ is/are: a) accepted or b) objected to by the Examiner.
Applicant may not request that any objection to the drawing(s) be held in abeyance. See 37 CFR 1.85(a).
Replacement drawing sheet(s) including the correction is required if the drawing(s) is objected to. See 37 CFR 1.121(d).
- 11) The oath or declaration is objected to by the Examiner. Note the attached Office Action or form PTO-152.

Priority under 35 U.S.C. § 119

- 12) Acknowledgment is made of a claim for foreign priority under 35 U.S.C. § 119(a)-(d) or (f).
- a) All b) Some * c) None of:
1. Certified copies of the priority documents have been received.
2. Certified copies of the priority documents have been received in Application No. _____.
3. Copies of the certified copies of the priority documents have been received in this National Stage application from the International Bureau (PCT Rule 17.2(a)).
- * See the attached detailed Office action for a list of the certified copies not received.

Attachment(s)

- | | |
|--|--|
| 1) <input type="checkbox"/> Notice of References Cited (PTO-892) | 4) <input type="checkbox"/> Interview Summary (PTO-413)
Paper No(s)/Mail Date. _____. |
| 2) <input type="checkbox"/> Notice of Draftsperson's Patent Drawing Review (PTO-948) | 5) <input type="checkbox"/> Notice of Informal Patent Application |
| 3) <input checked="" type="checkbox"/> Information Disclosure Statement(s) (PTO/SB/08)
Paper No(s)/Mail Date <u>9/24/2010; 10/19/2010</u> . | 6) <input type="checkbox"/> Other: _____. |

DETAILED ACTION

Status of Examination

In brief, the claims were initially reviewed and a non-Final rejection mailed on January 23, 2009. In that action, the claim set was restricted and claims 23, 24, and 46-52 were withdrawn from consideration. Then-pending claims 1-4, 7, 9-10, 12-21, 30-32, and 44-45 were rejected as anticipated by EP 0780127 (Cramer). In that same action, then-pending claims 5 and 35-38 were rejected as obvious over Cramer; claims 22 and 26-27 were rejected as obvious over Cramer in view of US 6,294,153 (Modi); claims 1-3 and 6 were rejected as obvious over US 6,391,340 (Malmqvist-Granlund); and claims 28-29 were rejected as obvious over Cramer in view of US 6,017,963 (Alfonso). No claims were allowed.

In response, Applicant amended the claims, submitted a Declaration under 37 CFR 1.132, and argued for patentability. Of note, the Applicant incorporated the limitations of claim 5, which had not been rejected as anticipated, into claim 1.

A Final Office Action was mailed on April 28, 2010, rejecting then-pending claims 1-2, 4, 7-21, 30, 35-38, 44-45, and 53-56 as obvious over Cramer. In addition, claims 22 and 26-27 were rejected as obvious over Cramer in view of Modi; claims 1-2 and 6 were rejected as obvious over Cramer in view of US 6416743 (Fassberg); and claims 1, 25, 28-29 were rejected as obvious over Cramer in view of Alfonso. No claims were allowed.

The current Action is responsive to the Amendment and Response to Final Rejection filed on September 24, 2010, and the revised Declaration under 37 CFR 1.132 by Geena Malhotra, with Exhibits A-D, dated September 23, 2010.

A Request for Continuing Examination was filed on September 27, 2010.

The examiner in this application has changed. Please address future correspondence accordingly.

Status of Claims

Claims 1-2, 4, 6-22, 26-27, 30, 35-38, 44-45, and 53-56 are pending. Of these claims, claims 26, 27, and 30 were amended in the most recent response. The Amendments are entered of right.

Anticipation rejection, reinstated in part and new in part

In the Office Action that was mailed on January 23, 2009, claim 5, directed to a steroid range, was not rejected as *anticipated* by Cramer. That was an error, because, as discussed further below, Cramer discloses the claimed amounts of steroid. This examiner recognizes that the correction of the error places an additional burden on the Applicant.

The rejection of claims 1-2, 9-10, 12-21, 30, 45, and 55-56 as obvious over Cramer is **withdrawn** in favor of the following anticipation rejection.

Claim Rejections - 35 USC § 102

Art Unit: 1616

The following is a quotation of the appropriate paragraphs of 35 U.S.C. 102 that form the basis for the rejections under this section made in this Office action:

A person shall be entitled to a patent unless –

(b) the invention was patented or described in a printed publication in this or a foreign country or in public use or on sale in this country, more than one year prior to the date of application for patent in the United States.

Claims 1-2, 9-10, 12-21, 30, 45, and 55-56 are rejected as anticipated by

Cramer.

Cramer is directed generally to **a nasal spray containing a steroid and an antihistamine**. Abstract. The compositions are suitable **for treatment of symptoms associated with seasonal or perennial allergic rhinoconjunctivitis**. At page 2, lines 28-30. Cramer discloses a pharmaceutical composition that can have **a safe and effective amount of Azelastine**. At page 2, lines 36-44, esp. line 42. The composition can also have **a safe and effective amount of Fluticasone**. Id., esp. line 39. The Fluticasone can be present in **an amount from about 0.001 to about 0.2 wt. % or from about 0.01 to about 0.1 wt. %**. At page 3, lines 19-20 and page 2, line 58. The disclosed compositions are prepared in **saline or isotonic glucose** (see Examples). Such dilute solutions are essentially the same in weight/volume units, because the density of the solution differs little from the density of water. Also, the disclosure uses the broadening term “about.” Cramer discloses **Azelastine hydrochloride**. At page 6, Example II, esp. line 33. The amount of Azelastine can be **from about 0.01 to about 4 wt. %, preferably from about 0.01 % to about 1 wt. %**. At page 3, lines 28-30. Cramer discloses that the composition can have **a surfactant**, e.g. **a polysorbate**, in a usual amount from 0.5 to 10 wt. %. At page 5, lines 11-15. The compositions can have

Art Unit: 1616

sodium chloride, **dextrose/glucose**, **polypropylene glycol**, among other named agents, for controlling **isotonicity**. At page 4, lines 50-55. Cramer discloses compositions with a **thickener** which can be **a cellulose derivative** (page 4, line 56 to page 5, line 2), **a buffer** (page 3, lines 47-49), and **a preservative** (Id.). The buffer can have **citric acid**, and hence **citrate**. At page 4, lines 50-53. The pH can be from about 4.5 to about 9, preferably **from about 6 to about 7**. At page 2, line 57. Cramer envisions **solutions** (e.g. page 5, line 57) and **suspensions** (e.g. page 5, lines 27-30). Cramer discloses the **preparation** of nasal sprays. See Examples.

This rejection is proper under *In re Petering*, 133 USPQ 275, 280 (CCPA 1962), in which disclosure of a genus of 20 related compounds rendered obvious a claim to one of those compounds. See also *In re Schaumann*, 197 USPQ 5, 7 (CCPA 1978), which found a claim to one compound obvious over the disclosure of a genus having 105 compounds that encompassed the claim.

In the instant application, Cramer discloses a genus consisting of the combinations of six steroids and three antihistamines, thus corresponding to eighteen combinations. That the antihistamines are available in various salt forms and that the steroids are available in various esters does not negate the validity of the rejection, because the salts and esters are well-known variants. Moreover, Cramer specifically discloses the chloride salt of Azelastine. *In re Ruschig*, 145 USPQ 274 (1965) is not *in point* because Cramer defines a small recognizable class with common properties, unlike the fact situation in *Ruschig*.

Claim Rejections - 35 USC § 103

The text of those sections of Title 35, U.S. Code not included in this action can be found in a prior Office action.

The rejection of claim 44 over Cramer, as stated in the Office Action of April 28, 2010, is **withdrawn** because the claim depends from a claim not rejected over Cramer.

The rejection of claims 1, 25, and 28-29 as obvious over Cramer in view of US 6,017,963 (Alfonso) (of record) is **withdrawn** because of the cancellation of claims 25, and 28-29.

The rejection of claims 4, 7, 8, 11, 35, 36, 37, 38, 53, and 54 as obvious over Cramer, as stated in the Office Action of April 28, 2010, is **maintained** for reasons of record.

The rejection of claims 22 and 26-27 as obvious over Cramer in view of US6294153 (Modi) (of record) is **maintained** for reasons of record.

The rejection of claims 1, 2, and 6 as obvious over Cramer in view of US 6,416,743 (Fassberg) (of record) is **maintained** for reasons of record.

Claim 44 is newly rejected over Cramer in view of US6294153 (Modi) (of record).

Determination of the scope and content of the prior art (MPEP 2141.01)

The disclosure of Cramer is discussed above. Modi teaches aerosol formulations for nasal delivery comprising pharmaceutical agents (i.e. anti-inflammatories, steroids, etc.), water, excipients and a propellant. Abstract and column 3, lines 30-40. Improved penetration into the nasal cavity and absorption of the

Art Unit: 1616

formulations can be achieved by mixing the formulation with propellants such as tetrafluroethane, etc., especially when delivered through aerosol devices (i.e. MDI).

Column 2, lines 5-24.

**Ascertainment of the difference between the prior art and the claims
(MPEP 2141.02)**

Cramer does not teach aerosol sprays or metered dose inhalers (MDI). As discussed above, Modi teaches aerosols and MDI and thus, Modi cures the deficiency in Cramer.

**Finding of *prima facie* Obviousness Rationale and Motivation
(MPEP 2142-2143)**

One of ordinary skill in the art, familiar with the disclosure of Cramer, would have been motivated to make a composition further comprising a propellant because Modi suggests that adding propellants to nasal formulations can increase penetration and absorption in the nasal cavity. Thus, it would have been obvious to one of ordinary skill in the art at the time the claimed invention was made to make a composition further comprising a propellant for the purpose of increasing penetration of active formulations into the nasal cavity. Therefore, the invention as claimed in claim 44 would have been *prima facie* obvious to one of ordinary skill in the art at the time the invention was made because the prior art is fairly suggestive of the claimed invention.

Response to Remarks and Arguments

Applicant's arguments with regard to obviousness of claims 1-2, 9-10, 12-21, 30, 45, and 55-56 is mooted by the new or reinstated anticipation rejection. Thus,

Art Unit: 1616

Applicant's arguments will be considered in view of the remaining claims: 4, 6-8, 11, 22, 26-27, 35-38, 44, 53, and 54.

A. Argument for lack of establishment of a prima facie case of obviousness

Applicant argues that the instant claims as amended are **A.** patentable over the art of record and **B.** patentable in view of objective evidence of nonobviousness. In particular, Applicant asserts that the examiner has not established a *prima facie* case of obviousness and that objective evidence shows that a pharmaceutical formulation comprising Azelastine (an antihistamine) and Fluticasone (a corticosteroid) displays unexpectedly beneficial properties, is commercially successful, and fills a long felt but unsolved need. *At page 10.* Each of these assertions is discussed in detail below.

In the Office Action dated January 23, 2009, the Examiner observed that the prior art reference (Cramer) disclosed a nasal spray comprising the combination of a glucocorticoid and an antihistamine. Moreover, Cramer disclosed six corticosteroids and three antihistamines, but did not exemplify the combination of Azelastine and Fluticasone. The examiner then stated that it was well within the means for one of ordinary skill in the art to try the instant combination as there are a small number of actives to choose from. *At pages 14-15.*

Applicant characterizes the rejection as an obvious-to-try rejection. Amendment of September 24, 2010, *at page 11.* Applicant, quoting *In re Kubin*, further asserts that an obvious-to-try rejection requires an indication of which parameters were critical or which of many possible choices is likely to be successful. 90 USPQ2d 1417, 1423 (Fed. Cir. 2009) ('[W]here a defendant merely throws metaphorical darts at a board filled

Art Unit: 1616

with combinatorial prior art possibilities, court should not succumb to hindsight claims of obviousness.”)

The Applicant’s arguments are mooted by the reinstatement of a rejection for anticipation, above.

B. Argument for secondary considerations

Applicant argues in the alternative that secondary considerations render the instant claims, as amended, nonobvious over the art of record, and has provided a second Declaration (dated September 23, 2010) under 37 CFR 1.132, which has “amended values [that] represent clarifications and the remedying of typographical errors in the previously submitted data.” *At* page 13.

Both the current and previous Declarations had the statement in which the Declarant “declare[d] that all statements made herein of my own knowledge are true and that all statements made on information and belief are believed to be true; and further that these statements are made with the knowledge that willful false statements and the like so made are punishable by fine, imprisonment, or both . . . and that such willful false statements may jeopardize the validity of this application or any patent issuing thereon.” E.g., Declaration dated September 23, 2010, page 3.

Second Declaration under 37 CFR 1.132

In brief, the examiner observes the following items in the second Declaration:

1. Table I (of Exhibit A) shows the compositions of the Azelastine, Budesonide, the combination of Azelastine and Budesonide, Fluticasone, and the combination of

Azelastine and Fluticasone formulations. The values of some of the units and of the actual constituents have been changed from the Exhibit of the previous Declaration.

2. Table II (of Exhibit A) shows the initial assay of the five formulations described in Table I. Table II also shows the level of impurities in the initial formulations and after storage for either 1 month or 3 months under either of two conditions: 25 °C at 60 % relative humidity or 40 °C at 75 % relative humidity. (Note that Budesonide was stored for 2 months, rather than three months, and that no data was presented for Fluticasone or the combination of Azelastine and Fluticasone at one month at 25 °C.) All the formulations, except for the combination of Azelastine and Budesonide were substantially stable. The Declaration states that the stability of the combination of Azelastine and Fluticasone was surprising. *At page 2.*

3. Six medical practitioners provided statements supporting and extolling the advantages and superior results associated with use of the combination formulation. In addition, some statements stated that the combination formulation provided a benefit that was not realized by previously existing products.

4. Information from a commercially available product (Duonase Nasal Spray from Cipla) was provided as Exhibit C, which reported the availability of a formulation comprising Fluticasone, Azelastine, benzalkonium chloride, and phenyl ethanol.

5. The Declaration provided a description of the testing method and the nature of the impurities detected.

6. The Declaration further provided a statement that, based on the data provided, the Declarant observed a beneficial stability when compared to the Azelastine and Budesonide compositions.

7. The Declaration also stated that the Declarant was not aware of another commercially available pharmaceutical formulation comprising an antihistamine and a steroid.

8. According to the Declaration, the instant application is licensed to Meda Pharmaceuticals.

Applicant argues that the [second] Declaration demonstrates that the claimed pharmaceutical formulation comprising Azelastine and Fluticasone has unexpected and beneficial stability. Applicant also argues that one of skill in the art would understand that improved product stability is extremely important in pharmaceutical compositions. Amendment, *at* page 14.

None of the above arguments are directed to the elements in the claims currently rejected for obviousness. Thus the examiner finds that all of the Applicant's arguments are addressed to the rejection as obvious over Cramer and are mooted by the rejection as anticipated over Cramer.

1. Argument that the combination of Azelastine and Fluticasone displays unexpected, beneficial results

Applicant further asserts that the Declaration's Exhibits B1 and B3 demonstrate that a formulation of Azelastine and Fluticasone has unexpected efficacy when

Art Unit: 1616

administered to patients, specifically that the product is very effective when compared [to] available other nasal sprays. At page 14, quoting an Exhibit. Applicant also notes that another physician wrote that the combination formulation “is very, very effective in all types of allergic rhinitis” and a “single drug was not effective as compared with the combination of both.”

Again, the argument is mooted by the rejection of the claims as anticipated by Cramer.

Applicant also argues that the doctor’s statements demonstrate a *synergistic* benefit in efficacy over Azelastine alone or Fluticasone alone.

The applicant is arguing a feature not claimed.

Response to alleged deficiencies of 1.132 Declaration

The Applicant recounts four deficiencies that were noted in the previous Office Action regarding the first Declaration under Rule 132.

Applicant states that the Office Action noted that there was no description of the testing method, assay utilized, or calculation of the impurity level. In response Applicant provided Exhibit D of the instant Declaration, which describes the method of identifying the impurities.

Two, Applicant provided, also in Exhibit D, the reference substances used for comparison with the impurities found in each composition. In particular, one Azelastine HCl impurity was monitored and nine Fluticasone propionate impurities were monitored.

Third, in response to the examiner’s comment that the Applicant did not test against the closest prior art examples disclosed in Cramer, Applicant noted that Cramer

Art Unit: 1616

treated Fluticasone and Budesonide as alternatives. Thus, one of skill in the art would consider the appropriate comparative to be the one tested.

Fourth, Applicant addresses the examiner's comment that the compositions that contained Fluticasone also had the preservative phenyl ethanol, whereas the Budesonide compositions did not. The Applicant observes first that the impurity levels of the Azelastine, Budesonide, and Fluticasone solo formulations are similar, although the preservative is present in Fluticasone. Thus, Applicant asserts, the presence of phenyl ethyl alcohol did not serve to distinguish the stability of the Fluticasone sample from that of the Azelastine or Budesonide samples.

The arguments are not addressed to the limitations found in the claims that are currently rejected as obvious and are thus mooted by the anticipation rejection.

The Applicant further argues that the presence of phenyl ethyl alcohol in the Azelastine and Fluticasone composition cannot account for the observed dramatic increase in stability of this composition when compared to the Azelastine and Budesonide composition.

This argument is mooted by the current rejection.

The Applicant next provides excerpts from the *Handbook of Microbiological Quality Control* and an article entitled "Preservatives in Ophthalmic Formulations." The references do not mention the effect of preservatives on the chemical stability of the drug actives.

This argument is also mooted by the current rejection.

Applicant asserts that the Examiner's assertion that the preservative may have an effect on the chemical stability of the actives is a mere assumption, because the standard is whether the result or characteristic is necessarily present.

The argument is moot.

2. The combination of Azelastine and Fluticasone is commercially successful

Applicant asserts that a combination formulation of Azelastine and Fluticasone is commercially available. *At page 19.* Applicant also asserts that the doctor's statements and successful licensing support commercial success. *Id.*

Not unexpectedly, Applicant has not addressed how the elements found in the claims currently rejected as obvious are factors in the commercial success of the product. Rather, the argument appears directed to the elements of claim 1, and thus is moot.

3. The combination of Azelastine and Fluticasone fills a long-felt need

The Applicant asserts that despite Cramer's patent, no commercial formulation of an antihistamine and a steroid is available, even ten years later. *At page 19.*

The argument is not directed to the limitations found in claims currently rejected as obvious. Thus, the argument is moot.

Conclusion

All pending claims are rejected.

Any inquiry concerning this communication or earlier communications from the examiner should be directed to THOR B. NIELSEN whose telephone number is

Art Unit: 1616

(571)270-3476. The examiner can normally be reached on Monday through Friday from 9:00 A.M. to 4:00 P.M.

If attempts to reach the examiner by telephone are unsuccessful, the examiner's supervisor, Johann Richter can be reached on 571-272-0646. The fax phone number for the organization where this application or proceeding is assigned is 571-273-8300.

Information regarding the status of an application may be obtained from the Patent Application Information Retrieval (PAIR) system. Status information for published applications may be obtained from either Private PAIR or Public PAIR. Status information for unpublished applications is available through Private PAIR only. For more information about the PAIR system, see <http://pair-direct.uspto.gov>. Should you have questions on access to the Private PAIR system, contact the Electronic Business Center (EBC) at 866-217-9197 (toll-free). If you would like assistance from a USPTO Customer Service Representative or access to the automated information system, call 800-786-9199 (IN USA OR CANADA) or 571-272-1000.

Thor Nielsen
Patent Examiner

/Johann R. Richter/

Supervisory Patent Examiner, Art Unit 1616

INFORMATION DISCLOSURE STATEMENT BY APPLICANT (Not for submission under 37 CFR 1.99)	Application Number	10518016
	Filing Date	2005-07-06
	First Named Inventor	Amar Lulla
	Art Unit	1616
	Examiner Name	Kristie Latrice Brooks
	Attorney Docket Number	PAC/20632 US (4137-04700)

U.S.PATENTS							Remove
Examiner Initial*	Cite No	Patent Number	Kind Code ¹	Issue Date	Name of Patentee or Applicant of cited Document	Pages,Columns,Lines where Relevant Passages or Relevant Figures Appear	
	1						

If you wish to add additional U.S. Patent citation information please click the Add button.

Add

U.S.PATENT APPLICATION PUBLICATIONS							Remove
Examiner Initial*	Cite No	Publication Number	Kind Code ¹	Publication Date	Name of Patentee or Applicant of cited Document	Pages,Columns,Lines where Relevant Passages or Relevant Figures Appear	
	1						

If you wish to add additional U.S. Published Application citation information please click the Add button.

Add

FOREIGN PATENT DOCUMENTS								Remove
Examiner Initial*	Cite No	Foreign Document Number ³	Country Code ² j	Kind Code ⁴	Publication Date	Name of Patentee or Applicant of cited Document	Pages,Columns,Lines where Relevant Passages or Relevant Figures Appear	T ⁵
	1							<input type="checkbox"/>

If you wish to add additional Foreign Patent Document citation information please click the Add button.

Add

NON-PATENT LITERATURE DOCUMENTS				Remove
Examiner Initials*	Cite No	Include name of the author (in CAPITAL LETTERS), title of the article (when appropriate), title of the item (book, magazine, journal, serial, symposium, catalog, etc), date, pages(s), volume-issue number(s), publisher, city and/or country where published.		T ⁵

INFORMATION DISCLOSURE STATEMENT BY APPLICANT (Not for submission under 37 CFR 1.99)	Application Number		10518016
	Filing Date		2005-07-06
	First Named Inventor	Amar Lulla	
	Art Unit		1616
	Examiner Name	Kristie Latrice Brooks	
	Attorney Docket Number	PAC/20632 US (4137-04700)	

1	ABPI Compendium of Data Sheets and Summaries of Product Characteristics, 1999-2000, Cover page, pg. 43 and Index Page 1882, Datapharm Publications Limited, London, Great Britain.	<input type="checkbox"/>
2	DYKEWICZ, MARK S., et al., "Diagnosis and Management of Rhinitis: Complete Guidelines of the Joint Task Force on Practice Parameters in Allergy, Asthma and Immunology," Annals of Allergy, Asthma, & Immunology, Vol. 81, November (Part II) 1998, pgs. 478 - 518.	<input type="checkbox"/>
3	Foreign communication from a related counterpart application - Notice of Opposition, EP Application 03738280.1, February 22, 2010, 22 pages.	<input type="checkbox"/>

If you wish to add additional non-patent literature document citation information please click the Add button

EXAMINER SIGNATURE

Examiner Signature	/Thor Nielsen/	Date Considered	02/09/2011
--------------------	----------------	-----------------	------------

*EXAMINER: Initial if reference considered, whether or not citation is in conformance with MPEP 609. Draw line through a citation if not in conformance and not considered. Include copy of this form with next communication to applicant.

¹ See Kind Codes of USPTO Patent Documents at www.USPTO.GOV or MPEP 901.04. ² Enter office that issued the document, by the two-letter code (WIPO Standard ST.3). ³ For Japanese patent documents, the indication of the year of the reign of the Emperor must precede the serial number of the patent document. ⁴ Kind of document by the appropriate symbols as indicated on the document under WIPO Standard ST.16 if possible. ⁵ Applicant is to place a check mark here if English language translation is attached.

INFORMATION DISCLOSURE STATEMENT BY APPLICANT (Not for submission under 37 CFR 1.99)	Application Number	10518016
	Filing Date	2005-07-06
	First Named Inventor	Amar Lulla
	Art Unit	1616
	Examiner Name	Kristie Latrice Brooks
	Attorney Docket Number	PAC/20632 US(4137-04700)

U.S.PATENTS							Remove
Examiner Initial*	Cite No	Patent Number	Kind Code ¹	Issue Date	Name of Patentee or Applicant of cited Document	Pages,Columns,Lines where Relevant Passages or Relevant Figures Appear	
	1						

If you wish to add additional U.S. Patent citation information please click the Add button.

Add

U.S.PATENT APPLICATION PUBLICATIONS							Remove
Examiner Initial*	Cite No	Publication Number	Kind Code ¹	Publication Date	Name of Patentee or Applicant of cited Document	Pages,Columns,Lines where Relevant Passages or Relevant Figures Appear	
	1	20020076382	A1	2002-06-20	Kaplan, et al.		
	2	20040136918	A1	2004-07-15	Garrett, et al.		
	3	20090291143	A1	2009-11-26	Lulla, et al.		
	4	20090318397	A1	2009-12-24	Lulla, et al.		

If you wish to add additional U.S. Published Application citation information please click the Add button.

Add

FOREIGN PATENT DOCUMENTS								Remove
Examiner Initial*	Cite No	Foreign Document Number ³	Country Code ² j	Kind Code ⁴	Publication Date	Name of Patentee or Applicant of cited Document	Pages,Columns,Lines where Relevant Passages or Relevant Figures Appear	T ⁵

/Thor Nielsen/

02/09/2011

**INFORMATION DISCLOSURE
STATEMENT BY APPLICANT**
(Not for submission under 37 CFR 1.99)

Application Number		10518016
Filing Date		2005-07-06
First Named Inventor	Amar Lulla	
Art Unit	1616	
Examiner Name	Kristie Latrice Brooks	
Attorney Docket Number	PAC/20632 US(4137-04700)	

1							<input type="checkbox"/>
---	--	--	--	--	--	--	--------------------------

If you wish to add additional Foreign Patent Document citation information please click the Add button

NON-PATENT LITERATURE DOCUMENTS

Examiner Initials*	Cite No	Include name of the author (in CAPITAL LETTERS), title of the article (when appropriate), title of the item (book, magazine, journal, serial, symposium, catalog, etc), date, pages(s), volume-issue number(s), publisher, city and/or country where published.	T ⁵
	1	Office Action dated September 30, 2010, Application Serial No. 12/508,388 filed on July 23, 2009, 22 pages.	<input type="checkbox"/>
	2	Office Action dated September 30, 2010, Application Serial No. 12/508,393 filed on July 23, 2009, 31 pages.	<input type="checkbox"/>
	3	SCHMIDT, M. W. "The new topical steroid ciclesonide is effective in the treatment of allergic rhinitis." Journal of Clinical Pharmacology, 1999, vol. 39, pgs. 1062-1069.	<input type="checkbox"/>
	4	Patent application entitled "Combination of azelastine and steroids," by Amar Lulla, et al., filed September 10, 2010 as serial number 12/879,515.	<input type="checkbox"/>

If you wish to add additional non-patent literature document citation information please click the Add button

EXAMINER SIGNATURE

Examiner Signature	/Thor Nielsen/	Date Considered	02/09/2011
--------------------	----------------	-----------------	------------

*EXAMINER: Initial if reference considered, whether or not citation is in conformance with MPEP 609. Draw line through a citation if not in conformance and not considered. Include copy of this form with next communication to applicant.

¹ See Kind Codes of USPTO Patent Documents at www.USPTO.GOV or MPEP 901.04. ² Enter office that issued the document, by the two-letter code (WIPO Standard ST.3). ³ For Japanese patent documents, the indication of the year of the reign of the Emperor must precede the serial number of the patent document. ⁴ Kind of document by the appropriate symbols as indicated on the document under WIPO Standard ST.16 if possible. ⁵ Applicant is to place a check mark here if English language translation is attached.

INFORMATION DISCLOSURE STATEMENT BY APPLICANT (Not for submission under 37 CFR 1.99)	Application Number	10518016
	Filing Date	2005-07-06
	First Named Inventor	Amar Lulla
	Art Unit	1616
	Examiner Name	Kristie Latrice Brooks
	Attorney Docket Number	PAC/20632 US (4137-04700)

U.S.PATENTS Remove						
Examiner Initial*	Cite No	Patent Number	Kind Code ¹	Issue Date	Name of Patentee or Applicant of cited Document	Pages,Columns,Lines where Relevant Passages or Relevant Figures Appear
	1					

If you wish to add additional U.S. Patent citation information please click the Add button.

Add

U.S.PATENT APPLICATION PUBLICATIONS Remove						
Examiner Initial*	Cite No	Publication Number	Kind Code ¹	Publication Date	Name of Patentee or Applicant of cited Document	Pages,Columns,Lines where Relevant Passages or Relevant Figures Appear
	1	20060110331	A1	2006-05-25	Dang, et al.	
	2	20070020330	A1	2007-01-25	Dang, et al.	
	3	20100152147	A1	2010-06-17	Fuge, et al.	

If you wish to add additional U.S. Published Application citation information please click the Add button.

Add

FOREIGN PATENT DOCUMENTS Remove								
Examiner Initial*	Cite No	Foreign Document Number ³	Country Code ² j	Kind Code ⁴	Publication Date	Name of Patentee or Applicant of cited Document	Pages,Columns,Lines where Relevant Passages or Relevant Figures Appear	T ⁵
	1							<input type="checkbox"/>

/Thor Nielsen/

02/09/2011

INFORMATION DISCLOSURE STATEMENT BY APPLICANT (Not for submission under 37 CFR 1.99)	Application Number	10518016
	Filing Date	2005-07-06
	First Named Inventor	Amar Lulla
	Art Unit	1616
	Examiner Name	Kristie Latrice Brooks
	Attorney Docket Number	PAC/20632 US (4137-04700)

If you wish to add additional Foreign Patent Document citation information please click the Add button

NON-PATENT LITERATURE DOCUMENTS

Examiner Initials*	Cite No	Include name of the author (in CAPITAL LETTERS), title of the article (when appropriate), title of the item (book, magazine, journal, serial, symposium, catalog, etc), date, pages(s), volume-issue number(s), publisher, city and/or country where published.	T ⁵
	1	HODGES, NORMAN, et al., "Antimicrobial Preservative Efficacy Testing," Handbook of Microbiological Quality Control, Pharmaceuticals and Medical Devices, 2000, Page 168 plus cover page and publication page, Rosamund M. Baird, et al., Editor, Taylor & Francis Publisher, USA and Canada.	<input type="checkbox"/>
	2	HERRERO, VANRELL, R., "Preservatives in Ophthalmic Formulations: An Overview," Arch. Soc. Esp. Oftalmol, 2007, Vol. 82., pgs. 531-532.	<input type="checkbox"/>
	3	JOHNSON, MALCOM, "Development of fluticasone propionate and comparison with other inhaled corticosteroids," J. Allergy Clin. Immunol., April 1998, Vol. 101, No. 4, Part 2, pgs. S434-S439.	<input type="checkbox"/>

If you wish to add additional non-patent literature document citation information please click the Add button

EXAMINER SIGNATURE

Examiner Signature	/Thor Nielsen/	Date Considered	02/09/2011
--------------------	----------------	-----------------	------------

*EXAMINER: Initial if reference considered, whether or not citation is in conformance with MPEP 609. Draw line through a citation if not in conformance and not considered. Include copy of this form with next communication to applicant.

¹ See Kind Codes of USPTO Patent Documents at www.USPTO.GOV or MPEP 901.04. ² Enter office that issued the document, by the two-letter code (WIPO Standard ST.3). ³ For Japanese patent documents, the indication of the year of the reign of the Emperor must precede the serial number of the patent document. ⁴ Kind of document by the appropriate symbols as indicated on the document under WIPO Standard ST.16 if possible. ⁵ Applicant is to place a check mark here if English language translation is attached.

INFORMATION DISCLOSURE STATEMENT BY APPLICANT (Not for submission under 37 CFR 1.99)	Application Number	10518016
	Filing Date	2005-07-06
	First Named Inventor	Amar Lulla
	Art Unit	1616
	Examiner Name	Kristie Latrice Brooks
	Attorney Docket Number	PAC/20632 US(4137-04700)

U.S.PATENTS							Remove
Examiner Initial*	Cite No	Patent Number	Kind Code ¹	Issue Date	Name of Patentee or Applicant of cited Document	Pages,Columns,Lines where Relevant Passages or Relevant Figures Appear	
	1						

If you wish to add additional U.S. Patent citation information please click the Add button.

Add

U.S.PATENT APPLICATION PUBLICATIONS							Remove
Examiner Initial*	Cite No	Publication Number	Kind Code ¹	Publication Date	Name of Patentee or Applicant of cited Document	Pages,Columns,Lines where Relevant Passages or Relevant Figures Appear	
	1	20020076382	A1	2002-06-20	Kaplan, et al.		
	2	20040136918	A1	2004-07-15	Garrett, et al.		
	3	20090291143	A1	2009-11-26	Lulla, et al.		
	4	20090318397	A1	2009-12-24	Lulla, et al.		

If you wish to add additional U.S. Published Application citation information please click the Add button.

Add

FOREIGN PATENT DOCUMENTS								Remove
Examiner Initial*	Cite No	Foreign Document Number ³	Country Code ² j	Kind Code ⁴	Publication Date	Name of Patentee or Applicant of cited Document	Pages,Columns,Lines where Relevant Passages or Relevant Figures Appear	T ⁵

INFORMATION DISCLOSURE STATEMENT BY APPLICANT (Not for submission under 37 CFR 1.99)	Application Number		10518016	
	Filing Date		2005-07-06	
	First Named Inventor	Amar Lulla		
	Art Unit	1616		
	Examiner Name	Kristie Latrice Brooks		
	Attorney Docket Number	PAC/20632 US(4137-04700)		

1							<input type="checkbox"/>
---	--	--	--	--	--	--	--------------------------

If you wish to add additional Foreign Patent Document citation information please click the Add button

NON-PATENT LITERATURE DOCUMENTS

Examiner Initials*	Cite No	Include name of the author (in CAPITAL LETTERS), title of the article (when appropriate), title of the item (book, magazine, journal, serial, symposium, catalog, etc), date, pages(s), volume-issue number(s), publisher, city and/or country where published.	T ⁵
	1	Office Action dated September 30, 2010, Application Serial No. 12/508,388 filed on July 23, 2009, 22 pages.	<input type="checkbox"/>
	2	Office Action dated September 30, 2010, Application Serial No. 12/508,393 filed on July 23, 2009, 31 pages.	<input type="checkbox"/>
	3	SCHMIDT, M. W., "The new topical steroid ciclesonide is effective in the treatment of allergic rhinitis," Journal of Clinical Pharmacology, 1999, vol. 39, pgs. 1062-1069.	<input type="checkbox"/>
	4	Patent application entitled "Combination of azelastine and steroids," by Amar Lulla, et al., filed September 10, 2010 as serial number 12/879,515.	<input type="checkbox"/>

If you wish to add additional non-patent literature document citation information please click the Add button

EXAMINER SIGNATURE

Examiner Signature		Date Considered	
--------------------	--	-----------------	--

*EXAMINER: Initial if reference considered, whether or not citation is in conformance with MPEP 609. Draw line through a citation if not in conformance and not considered. Include copy of this form with next communication to applicant.

¹ See Kind Codes of USPTO Patent Documents at www.USPTO.GOV or MPEP 901.04. ² Enter office that issued the document, by the two-letter code (WIPO Standard ST.3). ³ For Japanese patent documents, the indication of the year of the reign of the Emperor must precede the serial number of the patent document. ⁴ Kind of document by the appropriate symbols as indicated on the document under WIPO Standard ST.16 if possible. ⁵ Applicant is to place a check mark here if English language translation is attached.

INFORMATION DISCLOSURE STATEMENT BY APPLICANT (Not for submission under 37 CFR 1.99)	Application Number		10518016
	Filing Date		2005-07-06
	First Named Inventor	Amar Lulla	
	Art Unit		1616
	Examiner Name	Kristie Latrice Brooks	
	Attorney Docket Number	PAC/20632 US(4137-04700)	

CERTIFICATION STATEMENT

Please see 37 CFR 1.97 and 1.98 to make the appropriate selection(s):

That each item of information contained in the information disclosure statement was first cited in any communication from a foreign patent office in a counterpart foreign application not more than three months prior to the filing of the information disclosure statement. See 37 CFR 1.97(e)(1).

OR

That no item of information contained in the information disclosure statement was cited in a communication from a foreign patent office in a counterpart foreign application, and, to the knowledge of the person signing the certification after making reasonable inquiry, no item of information contained in the information disclosure statement was known to any individual designated in 37 CFR 1.56(c) more than three months prior to the filing of the information disclosure statement. See 37 CFR 1.97(e)(2).

See attached certification statement.

Fee set forth in 37 CFR 1.17 (p) has been submitted herewith.

None

SIGNATURE

A signature of the applicant or representative is required in accordance with CFR 1.33, 10.18. Please see CFR 1.4(d) for the form of the signature.

Signature	/Rodney B. Carroll/	Date (YYYY-MM-DD)	2010-10-19
Name/Print	Rodney B. Carroll	Registration Number	39,624

This collection of information is required by 37 CFR 1.97 and 1.98. The information is required to obtain or retain a benefit by the public which is to file (and by the USPTO to process) an application. Confidentiality is governed by 35 U.S.C. 122 and 37 CFR 1.14. This collection is estimated to take 1 hour to complete, including gathering, preparing and submitting the completed application form to the USPTO. Time will vary depending upon the individual case. Any comments on the amount of time you require to complete this form and/or suggestions for reducing this burden, should be sent to the Chief Information Officer, U.S. Patent and Trademark Office, U.S. Department of Commerce, P.O. Box 1450, Alexandria, VA 22313-1450. **DO NOT SEND FEES OR COMPLETED FORMS TO THIS ADDRESS. SEND TO: Commissioner for Patents, P.O. Box 1450, Alexandria, VA 22313-1450.**

Privacy Act Statement

The Privacy Act of 1974 (P.L. 93-579) requires that you be given certain information in connection with your submission of the attached form related to a patent application or patent. Accordingly, pursuant to the requirements of the Act, please be advised that: (1) the general authority for the collection of this information is 35 U.S.C. 2(b)(2); (2) furnishing of the information solicited is voluntary; and (3) the principal purpose for which the information is used by the U.S. Patent and Trademark Office is to process and/or examine your submission related to a patent application or patent. If you do not furnish the requested information, the U.S. Patent and Trademark Office may not be able to process and/or examine your submission, which may result in termination of proceedings or abandonment of the application or expiration of the patent.

The information provided by you in this form will be subject to the following routine uses:

1. The information on this form will be treated confidentially to the extent allowed under the Freedom of Information Act (5 U.S.C. 552) and the Privacy Act (5 U.S.C. 552a). Records from this system of records may be disclosed to the Department of Justice to determine whether the Freedom of Information Act requires disclosure of these records.
2. A record from this system of records may be disclosed, as a routine use, in the course of presenting evidence to a court, magistrate, or administrative tribunal, including disclosures to opposing counsel in the course of settlement negotiations.
3. A record in this system of records may be disclosed, as a routine use, to a Member of Congress submitting a request involving an individual, to whom the record pertains, when the individual has requested assistance from the Member with respect to the subject matter of the record.
4. A record in this system of records may be disclosed, as a routine use, to a contractor of the Agency having need for the information in order to perform a contract. Recipients of information shall be required to comply with the requirements of the Privacy Act of 1974, as amended, pursuant to 5 U.S.C. 552a(m).
5. A record related to an International Application filed under the Patent Cooperation Treaty in this system of records may be disclosed, as a routine use, to the International Bureau of the World Intellectual Property Organization, pursuant to the Patent Cooperation Treaty.
6. A record in this system of records may be disclosed, as a routine use, to another federal agency for purposes of National Security review (35 U.S.C. 181) and for review pursuant to the Atomic Energy Act (42 U.S.C. 218(c)).
7. A record from this system of records may be disclosed, as a routine use, to the Administrator, General Services, or his/her designee, during an inspection of records conducted by GSA as part of that agency's responsibility to recommend improvements in records management practices and programs, under authority of 44 U.S.C. 2904 and 2906. Such disclosure shall be made in accordance with the GSA regulations governing inspection of records for this purpose, and any other relevant (i.e., GSA or Commerce) directive. Such disclosure shall not be used to make determinations about individuals.
8. A record from this system of records may be disclosed, as a routine use, to the public after either publication of the application pursuant to 35 U.S.C. 122(b) or issuance of a patent pursuant to 35 U.S.C. 151. Further, a record may be disclosed, subject to the limitations of 37 CFR 1.14, as a routine use, to the public if the record was filed in an application which became abandoned or in which the proceedings were terminated and which application is referenced by either a published application, an application open to public inspections or an issued patent.
9. A record from this system of records may be disclosed, as a routine use, to a Federal, State, or local law enforcement agency, if the USPTO becomes aware of a violation or potential violation of law or regulation.

Electronic Acknowledgement Receipt

EFS ID:	8655538
Application Number:	10518016
International Application Number:	
Confirmation Number:	4912
Title of Invention:	Combination of azelastine and steroids
First Named Inventor/Applicant Name:	Amar Lulla
Customer Number:	30652
Filer:	Rodney B. Carroll/Linda Kerrick
Filer Authorized By:	Rodney B. Carroll
Attorney Docket Number:	PAC/20632 US (4137-04700)
Receipt Date:	19-OCT-2010
Filing Date:	06-JUL-2005
Time Stamp:	18:14:40
Application Type:	U.S. National Stage under 35 USC 371

Payment information:

Submitted with Payment	no
------------------------	----

File Listing:

Document Number	Document Description	File Name	File Size(Bytes)/ Message Digest	Multi Part /.zip	Pages (if appl.)
1	NPL Documents	093010_OA_12508388.pdf	515248 <small>29ffb06b2911c950ead5844d6e5fdb6f3f3f90a7</small>	no	22

Warnings:

Information:

2	NPL Documents	093010_OA_12508393.pdf	1698566	no	31
			82203ddfbc450134f1f448d79b8486d63c0c99f		
Warnings:					
Information:					
3	NPL Documents	SCHMIDT_TheNewTopical.pdf	1167967	no	8
			9e1ebb36482fc3fb9e67a178ac0907b3e9ffed2f		
Warnings:					
Information:					
4	Information Disclosure Statement (IDS) Filed (SB/08)	101910_IDS.pdf	804274	no	4
			ee6a1441986ba712f948b7b7e2fef96ba2ae0e		
Warnings:					
Information:					
Total Files Size (in bytes):				4186055	
<p>This Acknowledgement Receipt evidences receipt on the noted date by the USPTO of the indicated documents, characterized by the applicant, and including page counts, where applicable. It serves as evidence of receipt similar to a Post Card, as described in MPEP 503.</p> <p><u>New Applications Under 35 U.S.C. 111</u> If a new application is being filed and the application includes the necessary components for a filing date (see 37 CFR 1.53(b)-(d) and MPEP 506), a Filing Receipt (37 CFR 1.54) will be issued in due course and the date shown on this Acknowledgement Receipt will establish the filing date of the application.</p> <p><u>National Stage of an International Application under 35 U.S.C. 371</u> If a timely submission to enter the national stage of an international application is compliant with the conditions of 35 U.S.C. 371 and other applicable requirements a Form PCT/DO/EO/903 indicating acceptance of the application as a national stage submission under 35 U.S.C. 371 will be issued in addition to the Filing Receipt, in due course.</p> <p><u>New International Application Filed with the USPTO as a Receiving Office</u> If a new international application is being filed and the international application includes the necessary components for an international filing date (see PCT Article 11 and MPEP 1810), a Notification of the International Application Number and of the International Filing Date (Form PCT/RO/105) will be issued in due course, subject to prescriptions concerning national security, and the date shown on this Acknowledgement Receipt will establish the international filing date of the application.</p>					

**REQUEST FOR CONTINUED EXAMINATION(RCE)TRANSMITTAL
(Submitted Only via EFS-Web)**

Application Number	10518016	Filing Date	2005-07-06	Docket Number (if applicable)	PAC/20632 US(4137-04700)	Art Unit	1616
First Named Inventor	Amar Lulla			Examiner Name	Kristie Latrice Brooks		

This is a Request for Continued Examination (RCE) under 37 CFR 1.114 of the above-identified application.
Request for Continued Examination (RCE) practice under 37 CFR 1.114 does not apply to any utility or plant application filed prior to June 8, 1995, or to any design application. The Instruction Sheet for this form is located at WWW.USPTO.GOV

SUBMISSION REQUIRED UNDER 37 CFR 1.114

Note: If the RCE is proper, any previously filed unentered amendments and amendments enclosed with the RCE will be entered in the order in which they were filed unless applicant instructs otherwise. If applicant does not wish to have any previously filed unentered amendment(s) entered, applicant must request non-entry of such amendment(s).

Previously submitted. If a final Office action is outstanding, any amendments filed after the final Office action may be considered as a submission even if this box is not checked.

Consider the arguments in the Appeal Brief or Reply Brief previously filed on _____

Other Information Disclosure Statement submitted September 24, 2010.

Enclosed

Amendment/Reply

Information Disclosure Statement (IDS)

Affidavit(s)/ Declaration(s)

Other _____

MISCELLANEOUS

Suspension of action on the above-identified application is requested under 37 CFR 1.103(c) for a period of months _____
(Period of suspension shall not exceed 3 months; Fee under 37 CFR 1.17(i) required)

Other _____

FEES

The RCE fee under 37 CFR 1.17(e) is required by 37 CFR 1.114 when the RCE is filed.

The Director is hereby authorized to charge any underpayment of fees, or credit any overpayments, to Deposit Account No 501515

SIGNATURE OF APPLICANT, ATTORNEY, OR AGENT REQUIRED

Patent Practitioner Signature

Applicant Signature

Signature of Registered U.S. Patent Practitioner

Signature	/Rodney B. Carroll/	Date (YYYY-MM-DD)	2010-09-27
Name	Rodney B. Carroll	Registration Number	39624

This collection of information is required by 37 CFR 1.114. The information is required to obtain or retain a benefit by the public which is to file (and by the USPTO to process) an application. Confidentiality is governed by 35 U.S.C. 122 and 37 CFR 1.11 and 1.14. This collection is estimated to take 12 minutes to complete, including gathering, preparing, and submitting the completed application form to the USPTO. Time will vary depending upon the individual case. Any comments on the amount of time you require to complete this form and/or suggestions for reducing this burden, should be sent to the Chief Information Officer, U.S. Patent and Trademark Office, U.S. Department of Commerce, P.O. Box 1450, Alexandria, VA 22313-1450.

If you need assistance in completing the form, call 1-800-PTO-9199 and select option 2.

Privacy Act Statement

The Privacy Act of 1974 (P.L. 93-579) requires that you be given certain information in connection with your submission of the attached form related to a patent application or patent. Accordingly, pursuant to the requirements of the Act, please be advised that: (1) the general authority for the collection of this information is 35 U.S.C. 2(b)(2); (2) furnishing of the information solicited is voluntary; and (3) the principal purpose for which the information is used by the U.S. Patent and Trademark Office is to process and/or examine your submission related to a patent application or patent. If you do not furnish the requested information, the U.S. Patent and Trademark Office may not be able to process and/or examine your submission, which may result in termination of proceedings or abandonment of the application or expiration of the patent.

The information provided by you in this form will be subject to the following routine uses:

1. The information on this form will be treated confidentially to the extent allowed under the Freedom of Information Act (5 U.S.C. 552) and the Privacy Act (5 U.S.C. 552a). Records from this system of records may be disclosed to the Department of Justice to determine whether the Freedom of Information Act requires disclosure of these records.
2. A record from this system of records may be disclosed, as a routine use, in the course of presenting evidence to a court, magistrate, or administrative tribunal, including disclosures to opposing counsel in the course of settlement negotiations.
3. A record in this system of records may be disclosed, as a routine use, to a Member of Congress submitting a request involving an individual, to whom the record pertains, when the individual has requested assistance from the Member with respect to the subject matter of the record.
4. A record in this system of records may be disclosed, as a routine use, to a contractor of the Agency having need for the information in order to perform a contract. Recipients of information shall be required to comply with the requirements of the Privacy Act of 1974, as amended, pursuant to 5 U.S.C. 552a(m).
5. A record related to an International Application filed under the Patent Cooperation Treaty in this system of records may be disclosed, as a routine use, to the International Bureau of the World Intellectual Property Organization, pursuant to the Patent Cooperation Treaty.
6. A record in this system of records may be disclosed, as a routine use, to another federal agency for purposes of National Security review (35 U.S.C. 181) and for review pursuant to the Atomic Energy Act (42 U.S.C. 218(c)).
7. A record from this system of records may be disclosed, as a routine use, to the Administrator, General Services, or his/her designee, during an inspection of records conducted by GSA as part of that agency's responsibility to recommend improvements in records management practices and programs, under authority of 44 U.S.C. 2904 and 2906. Such disclosure shall be made in accordance with the GSA regulations governing inspection of records for this purpose, and any other relevant (i.e., GSA or Commerce) directive. Such disclosure shall not be used to make determinations about individuals.
8. A record from this system of records may be disclosed, as a routine use, to the public after either publication of the application pursuant to 35 U.S.C. 122(b) or issuance of a patent pursuant to 35 U.S.C. 151. Further, a record may be disclosed, subject to the limitations of 37 CFR 1.14, as a routine use, to the public if the record was filed in an application which became abandoned or in which the proceedings were terminated and which application is referenced by either a published application, an application open to public inspections or an issued patent.
9. A record from this system of records may be disclosed, as a routine use, to a Federal, State, or local law enforcement agency, if the USPTO becomes aware of a violation or potential violation of law or regulation.

Electronic Patent Application Fee Transmittal

Application Number:	10518016
Filing Date:	06-Jul-2005
Title of Invention:	Combination of azelastine and steroids
First Named Inventor/Applicant Name:	Amar Lulla
Filer:	Rodney B. Carroll/Linda Kerrick
Attorney Docket Number:	PAC/20632 US (4137-04700)

Filed as Large Entity

U.S. National Stage under 35 USC 371 Filing Fees

Description	Fee Code	Quantity	Amount	Sub-Total in USD(\$)
Basic Filing:				
Pages:				
Claims:				
Miscellaneous-Filing:				
Petition:				
Patent-Appeals-and-Interference:				
Post-Allowance-and-Post-Issuance:				
Extension-of-Time:				

Description	Fee Code	Quantity	Amount	Sub-Total in USD(\$)
Miscellaneous:				
Request for continued examination	1801	1	810	810
Total in USD (\$)				810

Electronic Acknowledgement Receipt

EFS ID:	8508698
Application Number:	10518016
International Application Number:	
Confirmation Number:	4912
Title of Invention:	Combination of azelastine and steroids
First Named Inventor/Applicant Name:	Amar Lulla
Customer Number:	30652
Filer:	Rodney B. Carroll/Linda Kerrick
Filer Authorized By:	Rodney B. Carroll
Attorney Docket Number:	PAC/20632 US (4137-04700)
Receipt Date:	27-SEP-2010
Filing Date:	06-JUL-2005
Time Stamp:	20:04:29
Application Type:	U.S. National Stage under 35 USC 371

Payment information:

Submitted with Payment	yes
Payment Type	Deposit Account
Payment was successfully received in RAM	\$810
RAM confirmation Number	6374
Deposit Account	501515
Authorized User	

File Listing:

Document Number	Document Description	File Name	File Size(Bytes)/ Message Digest	Multi Part /.zip	Pages (if appl.)
-----------------	----------------------	-----------	-------------------------------------	------------------	------------------

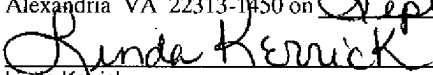
1	Request for Continued Examination (RCE)	092710_RCE.pdf	769878 8f4f72720a50df805c4c185cf01961ad6ee8b8869	no	3
Warnings:					
Information:					
2	Fee Worksheet (PTO-875)	fee-info.pdf	30237 b42e929e0176e3ee88424493d1e53364c6c90865	no	2
Warnings:					
Information:					
Total Files Size (in bytes):			800115		
<p>This Acknowledgement Receipt evidences receipt on the noted date by the USPTO of the indicated documents, characterized by the applicant, and including page counts, where applicable. It serves as evidence of receipt similar to a Post Card, as described in MPEP 503.</p> <p><u>New Applications Under 35 U.S.C. 111</u> If a new application is being filed and the application includes the necessary components for a filing date (see 37 CFR 1.53(b)-(d) and MPEP 506), a Filing Receipt (37 CFR 1.54) will be issued in due course and the date shown on this Acknowledgement Receipt will establish the filing date of the application.</p> <p><u>National Stage of an International Application under 35 U.S.C. 371</u> If a timely submission to enter the national stage of an international application is compliant with the conditions of 35 U.S.C. 371 and other applicable requirements a Form PCT/DO/EO/903 indicating acceptance of the application as a national stage submission under 35 U.S.C. 371 will be issued in addition to the Filing Receipt, in due course.</p> <p><u>New International Application Filed with the USPTO as a Receiving Office</u> If a new international application is being filed and the international application includes the necessary components for an international filing date (see PCT Article 11 and MPEP 1810), a Notification of the International Application Number and of the International Filing Date (Form PCT/RO/105) will be issued in due course, subject to prescriptions concerning national security, and the date shown on this Acknowledgement Receipt will establish the international filing date of the application.</p>					

IN THE UNITED STATES PATENT AND TRADEMARK OFFICE

Applicants:	Amar Lulla, <i>et al.</i>	§	
		§	Group Art Unit: 1616
Serial No.:	10/518,016	§	
		§	Examiner: Kristie Latrice Brooks
Filed:	July 6, 2005	§	
		§	Confirmation No.: 4912
For:	COMBINATION OF AZELASTINE AND STEROIDS	§	
		§	
		§	

CERTIFICATE OF EFS-WEB FILING

Mail Stop: After Final
Commissioner for Patents
PO Box 1450
Alexandria, VA 22313-1450

I hereby certify that this correspondence is being electronically filed at the USPTO website to: Mail Stop After Final, Commissioner for Patents, P.O. Box 1450, Alexandria VA 22313-1450 on Sept. 24, 2010

Linda Kerrick

AMENDMENTS AND RESPONSE TO
FINAL OFFICE ACTION DATED APRIL 28, 2010

Dear Sir:

In response to the Final Office Action dated April 28, 2010, Applicants respectfully request reconsideration of the above-identified application as follows.

A listing of claims begins on page 2 of this paper.

Remarks/Arguments begin on page 9 of this paper.

LISTING OF CLAIMS

1. (Previously Presented) A pharmaceutical formulation which comprises azelastine, or a pharmaceutically acceptable salt, solvate or physiologically functional derivative thereof, and fluticasone or a pharmaceutically acceptable ester thereof, which contains the fluticasone or a pharmaceutically acceptable ester thereof in an amount from about 50 micrograms/ml to about 5 mg/ml of the formulation.
2. (Original) A pharmaceutical formulation according to claim 1, wherein said azelastine is present as azelastine hydrochloride.
3. (Canceled)
4. (Previously Presented) A formulation according to claim 1, wherein the pharmaceutically acceptable ester is fluticasone propionate or fluticasone valerate.
5. (Canceled)
6. (Previously Presented) A formulation according to claim 1, wherein the formulation has a particle size of less than 10 μm .
7. (Previously Presented) A formulation according to claim 1, which is a suspension containing 0.0005 to 2% (weight/weight of the formulation) of azelastine or a pharmaceutically

acceptable salt of azelastine, and from 0.5 to 1.5% (weight/weight of the formulation) of fluticasone or a pharmaceutically acceptable ester thereof.

8. (Previously Presented) A formulation according to claim 7, which contains from 0.001 to 1% (weight/weight of the formulation) azelastine, or salt thereof, and from 0.5% to 1.5% (weight/weight of the formulation) fluticasone or a pharmaceutically acceptable ester thereof.

9. (Previously Presented) A formulation according to claim 1, which also contains a surfactant.

10. (Original) A formulation according to claim 9, wherein the surfactant comprises a polysorbate or poloxamer surfactant.

11. (Previously Presented) A formulation according to claim 9, which contains from about 50 micrograms to about 1 milligram of surfactant per ml of the formulation.

12. (Previously Presented) A formulation according to claim 1, which also contains an isotonic agent.

13. (Original) A formulation according to claim 12, wherein the isotonic agent comprises sodium chloride, saccharose, glucose, glycerine, sorbitol or 1,2-propylene glycol.

14. (Previously Presented) A formulation according to claim 1, which also contains at least one

additive selected from the group consisting of a buffer, a preservative, a suspending agent and a thickening agent.

15. (Original) A formulation according to claim 14, wherein said preservative is selected from edetic acid and its alkali salts, lower alkyl p-hydroxybenzoates, chlorhexidine, phenyl mercury borate, or benzoic acid or a salt, a quaternary ammonium compound, or sorbic acid or a salt thereof.

16. (Previously Presented) A formulation according to claim 14, wherein the suspending agent or thickening agent is selected from cellulose derivatives, gelatin, polyvinylpyrrolidone, tragacanth, ethoxose (water soluble binding and thickening agents on the basis of ethyl cellulose), alginic acid, polyvinyl alcohol, polyacrylic acid, or pectin.

17. (Previously Presented) A formulation according to claim 14, wherein the buffer comprises a citric acid-citrate buffer.

18. (Previously Presented) A formulation according to claim 14, wherein the buffer maintains the pH of the aqueous phase at from 3 to 7.

19. (Previously Presented) A formulation according to claim 1, which is an aqueous suspension or solution.

20. (Previously Presented) A formulation according to claim 1, which is in the form of an

aerosol, an ointment, eye drops, nasal drops, a nasal spray, an inhalation solution and other forms suitable for nasal or ocular administration.

21. (Original) A formulation according to claim 20, which is in the form of nasal drops or nasal spray.

22. (Original) A formulation according to claim 20, which is in the form of an aerosol.

23-25. (Canceled)

26. (Currently Amended) A pharmaceutical product, comprising (i) azelastine, or a pharmaceutically acceptable salt, solvate or physiologically functional derivative thereof, provided in an aerosol formulation ~~preferably~~ together with a propellant typically suitable for MDI delivery, and (ii) fluticasone or a pharmaceutically acceptable ester thereof, provided in an aerosol formulation ~~preferably~~ together with a propellant typically suitable for MDI delivery, as a combined preparation for ~~simultaneous, separate or sequential~~ use in the treatment of conditions for which administration of one or more anti-histamine and/or one or more steroid is indicated.

27. (Currently Amended) An aerosol formulation ~~preferably~~ suitable for MDI delivery comprising the formulation of claim 1, together with a propellant.

28-29. (Canceled)

30. (Currently Amended) A pharmaceutical product comprising the formulation according to claim 1, wherein (i) azelastine, or a pharmaceutically acceptable salt thereof, and (ii) fluticasone or a pharmaceutically acceptable ester thereof, as a combined preparation with said azelastine for ~~simultaneous, separate or sequential~~ use in the treatment of conditions for which administration of one or more anti-histamine and/or one or more steroid is indicated.

31-34. (Canceled)

35. (Previously Presented) A pharmaceutical product comprising the pharmaceutical formulation of claim 1, wherein said azelastine is azelastine hydrochloride and said pharmaceutically acceptable ester is fluticasone propionate, as a combined preparation for simultaneous, separate or sequential use in the treatment of conditions for which administration of one or more anti-histamine and/or one or more steroid is indicated.

36. (Previously Presented) A pharmaceutical formulation according to claim 1, wherein said azelastine is azelastine hydrochloride and said pharmaceutically acceptable ester is fluticasone propionate, together with a pharmaceutically acceptable carrier or excipient therefor.

37. (Previously Presented) A pharmaceutical product comprising the pharmaceutical formulation of claim 1, wherein said azelastine is azelastine hydrochloride and said pharmaceutically acceptable ester is fluticasone valerate, as a combined preparation for simultaneous, separate or sequential use in the treatment of conditions for which administration of one or more anti-histamine and/or one or more steroid is indicated.

38. (Previously Presented) A pharmaceutical formulation according to claim 1, wherein said azelastine is azelastine hydrochloride and said pharmaceutically acceptable ester is fluticasone valerate, together with a pharmaceutically acceptable carrier or excipient therefor.

39-43. (Canceled)

44. (Previously Presented) A process of preparing a pharmaceutical product according to claim 26, which process comprises providing (i) azelastine, or a pharmaceutically acceptable salt, solvate or physiologically functional derivative thereof, and (ii) fluticasone or a pharmaceutically acceptable ester thereof, as a combined preparation for simultaneous, separate or sequential use in the treatment of conditions for which administration of one or more antihistamine and/or one or more steroid is indicated.

45. (Previously Presented) A process of preparing a pharmaceutical formulation according to claim 1, which process comprises admixing a pharmaceutically acceptable carrier or excipient with azelastine, or a pharmaceutically acceptable salt, solvate or physiologically functional derivative thereof, and fluticasone or a pharmaceutically acceptable ester thereof.

46-52. (Canceled)

53. (Previously Presented) A formulation according to claim 1, wherein the pharmaceutically acceptable ester is fluticasone propionate.

54. (Previously Presented) A formulation according to claim 1, wherein the pharmaceutically acceptable ester is fluticasone valerate.

55. (Previously Presented) A pharmaceutical product comprising (i) azelastine, or a pharmaceutically acceptable salt, solvate or physiologically functional derivative thereof, provided as a nasal spray, and (ii) fluticasone or a pharmaceutically acceptable ester thereof, provided as a nasal spray, as a combined preparation for simultaneous, separate or sequential use in the treatment of conditions for which administration of one or more anti-histamine and/or one or more steroid is indicated.

56. (Previously Presented) A nasal spray formulation comprising (i) azelastine, or a pharmaceutically acceptable salt, solvate or physiologically functional derivative thereof, and (ii) fluticasone or a pharmaceutically acceptable ester thereof, together with a pharmaceutically acceptable carrier or excipient therefor.

REMARKS/ARGUMENTS

Status of Claims

Claims 26, 27, and 30 have been amended.

Claims 3, 5, 23-25, 28, 29, 31-34, 39-43, and 46-52 have been canceled.

Thus, claims 1, 2, 4, 6-22, 26, 27, 30, 35-38, 44-45, and 53-56 are currently pending in this application.

Applicants hereby request further examination and reconsideration of the presently claimed application.

Claim Amendments

Applicants have for the sake of clarity amended claims 26 and 27 to remove the term “preferably.” Additionally, claims 26 and 30 have been amended to remove the phrase “simultaneous, separate or sequential.” No new matter has been introduced as a result of these amendments.

Claim Rejections – 35 U.S.C. § 103

Claims 1-2, 4, 7-21, 30, 35-38, 44-45 and 53-56 stand rejected under 35 U.S.C. § 103(a) as being unpatentable over Cramer, EP 0780127 (hereinafter “*Cramer*”).

Claims 22 and 26-27 stand rejected under 35 U.S.C. § 103(a) as being unpatentable over *Cramer* in view of Modi, U.S. Patent No. 6,294,153 (hereinafter “*Modi*”).

Claims 1-2 and 6 stand rejected under 35 U.S.C. § 103(a) as being unpatentable over *Cramer* in view of Fassberg, et al., U.S. Patent No. 6,416,743 (hereinafter “*Fassberg*”).

Claims 1, 25, and 28-29 stand rejected under 35 U.S.C. § 103(a) as being unpatentable over *Cramer* in view of Alfonso, et al., U.S. Patent No. 6,017,963 (hereinafter “*Alfonso*”).

Claims 25, 28, and 29 are currently canceled. Accordingly, the pending claims stand or fall on the above-recited application of the primary reference, *Cramer*, alone or in combination with the secondary references, *Modi* or *Alfonso*, to independent claims 1, 26, 55, and 56. Applicants respectfully submit the pending claims are patentable in view of the cited references and provide herewith objective evidence of nonobviousness in that the claimed species directed to a pharmaceutical formulation comprising azelastine and fluticasone displays unexpectedly beneficial properties, is commercially successful, and fills a long felt but unsolved need.

The Legal Standard for Obviousness

The MPEP provides that “establishing a *prima facie* case of obviousness” requires, “the clear articulation of the reason(s) why the claimed invention would have been obvious.” See MPEP § 2142. The MPEP also acknowledges that “[t]he Supreme Court in *KSR* noted that the analysis supporting a rejection under 35 U.S.C. 103 should be made explicit.” See MPEP § 2143.

Moreover, in *KSR Int’l Co. v. Teleflex, Inc.*, the United States Supreme Court explained that, “a patent composed of several elements is not proved obvious merely by demonstrating that each of its elements was, independently, known in the prior art,” but, additionally whether “the claim extends to what is obvious.” See *KSR Int’l Co. v. Teleflex, Inc.*, 82 USPQ2d 1385, 1397 (2007). Expounding on its edict, the Supreme Court went on to opine that an obviousness determination is based upon a “proper application of *Graham*,” including consideration of “secondary factors” that may weigh against an obviousness determination. See *KSR Int’l Co. v. Teleflex, Inc.*, 82 USPQ2d at 1399 (citing *Graham v. John Deere Co. of Kansas City, et al.*, 383 U.S. 1, 148 USPQ 459 (1966)). The Office Action states:

[t]he factual inquiries set forth in *Graham v. John Deere Co.*, 383 U.S. 1, 148 USPQ 459 (1966), that are applied for establishing a background for determining obviousness under 35 U.S.C. 103(a) are summarized as follows:

1. Determining the scope and contents of the prior art.
2. Ascertaining the differences between the prior art and the claims at issue.
3. Resolving the level of ordinary skill in the pertinent art, indicating obviousness or nonobviousness.
4. Considering objective evidence present in the application indicating obviousness or nonobviousness.

A. Cramer does not fairly suggest the elected species

In ascertaining the difference in the prior art and the pending claims, the Office Action dated January 23, 2009 (hereinafter *OA 01232009*) acknowledges “Cramer does not exemplify a composition comprising azelastine and fluticasone.” *See OA 01232009* at 12. As such, the Office Action retreats to a “rationale-based” obviousness rejection based on the conclusion that:

one of ordinary skill in the art would have been motivated to make a composition comprising azelastine and fluticasone because Cramer suggests that the combination of a glucocorticoid (i.e. fluticasone) and antihistamine (i.e. azelastine) provide improved relief of symptoms associated with seasonal or perennial allergic rhinoconjunctivitis.

See OA 01232009 at 12.

The Office Action then supports its “rationale-based” rejection by stating, “the claimed invention would have been *prima facie* obvious to one of ordinary skill in the art at the time the invention was made **because the prior art is fairly suggestive of the claimed invention.**” *See OA 01232009* at 13 (emphasis added). The present Office Action maintains this position asserting that “[i]t is well within the means for one of ordinary skill in the art to try the instant combination as there are a small number of actives to **choose** from.” *See Office Action* at 15, emphasis added. The Office Action’s remark suggests a reliance on the KSR ruling and is asserting that it would have been “obvious to try” the instantly claimed combination.

Applicants submit the Office Action's rationale fails as it improperly applies the "obvious to try" standard. In *Kubin*, the Federal Circuit recognized that KSR "resurrects this court's own wisdom in *In re O'Farrell*" and addressed the question of "when is an invention that was obvious to try nevertheless nonobvious?" *In re Kubin*, 561 F.3d 1351, 1359(Fed. Cir. 2009) (citing *In re O'Farrell*, 853 F. 2d 894, 903(Fed. Cir. 1988)). In *Kubin*, the court described a class of cases where 'obvious to try' was erroneously equated with obviousness under § 103 as

what would have been 'obvious to try' would have been to vary all parameters or try each of numerous possible choices until one possibly arrived at a successful result, where the prior art either gave no indication of which parameters were critical or no direction as to which of many possible choices is likely to be successful.

See id., emphasis added. The court in *Kubin* made clear that "where a defendant merely throws metaphorical darts at a board filled with combinatorial prior art possibilities, courts should not succumb to hindsight claims of obviousness." *See id.*

Applicants contend that *Cramer* does not provide any guidance as to which of the number of combinations disclosed were critical or likely to be successful in producing the beneficial results disclosed by Applicants. Absent such guidance, the only disclosure of record regarding the beneficial properties associated with the combination of azelastine and fluticasone is that of the instant application. Such hindsight reconstruction of the instant invention traverses the mandate of MPEP § 2142 that "hindsight must be avoided and the legal conclusion must be reached on the basis of the facts gleaned from the prior art." Based on the foregoing, Applicants respectfully submit that the Office Action does not present a *prima facie* case of obviousness with regard to the instant claims.

B. Secondary considerations indicate that the combination of azelastine and fluticasone is nonobviousness

Assuming, without conceding, that the Office Action's "rationale and motivation" discussion is sufficient, nevertheless, the Office Action's suggestion of a *prima facie* case of obviousness must fail because the unaddressed "secondary considerations" described below render the instant claims nonobvious. See *KSR Int'l Co. v. Teleflex, Inc.*, 82 USPQ2d at 1399. Applicants provide herewith a Rule 1.132 declaration of inventor Geena Malhotra and the accompanying Exhibits A-D setting forth evidence of the following secondary considerations of nonobviousness.

Exhibit A has been amended

Applicants draw the Examiner's attention to Exhibit A submitted herewith. Applicants present in Exhibit A values that are amended (as shown in redline) from those presented in the Exhibit A filed in response to Office Action dated July 23, 2009. The amended values represent clarifications and the remedying of typographical errors in the previously submitted data. These corrections/amendments do not have any impact on the arguments previously submitted during the prosecution of the application.

1. The combination of azelastine and fluticasone displays unexpected, beneficial results

A showing of unexpected results may rebut a *prima facie* case of obviousness, and is particularly applicable in the inherently unpredictable chemical arts where minor changes may yield substantially different results. See e.g., *In re Soni*, 34 USPQ2d 1684, 1687 (Fed. Cir. 1995). Exhibit A of the declaration demonstrates that the claimed pharmaceutical formulation comprising azelastine and fluticasone has unexpected and beneficial stability. As noted in paragraph 2 of the declaration:

The results in Table II show that the individual active materials (e.g., azelastine.HCl, budesonide, and fluticasone propionate) have good stability, in that the impurity levels are fairly constant in all the tests. The results in Table II also show that the combination of azelastine and budesonide are relatively unstable, with varying, and high amounts of impurities developing during the tests. Surprisingly, the results for azelastine and fluticasone show good stability throughout the tests, as the amount of impurity remains constant and at a low level.

These tests demonstrate that there is a clear unexpected advantage in product stability in formulating azelastine with fluticasone rather than with other steroids such as budesonide. Improved product stability is extremely important in pharmaceutical compositions as is understood by those skilled in the art.

Furthermore, Exhibits B1 and B3 of the declaration demonstrate that a pharmaceutical formulation comprising azelastine and fluticasone has unexpected and beneficial efficacy when administered to patients. Specifically, Exhibit B1 notes that the use of DUONASE (a commercial pharmaceutical formulation comprising azelastine and fluticasone) “is very effective when compared [to] the available other nasal sprays.” Likewise, Exhibit B3 notes (with emphasis added):

DUONASE Nasal Spray is very very effective in all types of allergic rhinitis. Especially in “Seasonal allergic rhinitis”, Fluticasone alone or azelastine alone also has been tried. But single drug was not effective as compared with the combination of both i.e. “DUONASE Nasal Spray”.

Likewise, the remainder of the doctor statements in Exhibit B extol the therapeutic benefits of the claimed pharmaceutical formulation comprising azelastine and fluticasone. Such recognition by skilled artisans of the merits of the invention is further evidence of nonobviousness. *See Akzo N.V. v. United States Int’l Trade Comm’n*, 1 USPQ2d 1241, 1247 (Fed. Cir. 1986). These doctor statements demonstrate a clear, unexpected advantage in treatment efficacy, namely that the combination of azelastine and fluticasone provides a synergistic benefit in efficacy over azelastine alone or fluticasone alone.

As set forth above, the declaration provides strong evidence that the claimed pharmaceutical formulation comprising azelastine and fluticasone has unexpected and beneficial stability, and that upon administration to a patient, unexpected and beneficial enhanced efficacy is observed. Accordingly, the claimed pharmaceutical formulation comprising azelastine and fluticasone is nonobvious in view of these unexpected results.

Response to alleged deficiencies of 1.132 Declaration

The Office Action asserts four alleged deficiencies of the previously submitted inventor declaration. See Office Action at 15 and 16. Without conceding that such deficiencies are present in the aforementioned declaration, Applicants will proceed to address these allegations in an effort to substantively advance prosecution of the instant application.

The Office Action first alleges there is no description of the testing method, assay utilized or how the impurity level was calculated. See *id.* Applicants provide herewith Exhibit D which describes the HPLC methodologies utilized for obtaining the stability data reported in Exhibit A. Particularly, Exhibit D provides conditions for HPLC analysis of the compositions discussed in Exhibit A and spectrophotometric detection of the indicated materials. Secondly, Exhibit D also identifies the nature of the impurities monitored for each composition. Applicants respectfully submit Exhibit D remedies the alleged deficiencies described in the Office Action with regard to Exhibit A and request reconsideration of the experimental showings provided in Exhibit A which support the nonobviousness of the claimed subject matter.

Thirdly, the Office Action's asserts that "Applicant did not test against the closest prior art examples described in *Cramer* (see Example 3). Example 3 in *Cramer* discloses a composition comprising azelastine and triamcinolone." See Office Action at 16. However, Applicants note that *Cramer* specifically treats fluticasone and budesonide as alternatives. See *Cramer*, claim 3. In

view of the teachings of the Office Action's cited reference, *Cramer*, the ordinarily skilled artisan would consider the appropriate comparatives to be that of azelastine and fluticasone to azelastine and budesonide. Applicants respectfully submit that such comparatives which are made in the aforementioned declaration are both appropriate and convincing as to the beneficial features associated with the azelastine/fluticasone composition.

Fourth and finally, Applicants note the Office Action's remarks with regard to the compositions described in Exhibit A that contain fluticasone also contain phenyl ethyl alcohol, a preservative/antibacterial. Particularly, the Office Action contends

It is neither unexpected nor surprising that a composition comprising an additional preservative would be capable of keeping impurity levels lower and increasing shelf life when compared to a composition that does not contain the preservative or a lesser amount of the preservative.

See Office Action at 16-17. Applicants submit that the Office Action's analysis of the experimental results presented in Exhibit A is incomplete. Attention is respectfully directed to Exhibit A, Table 2 wherein the comparative stability of azelastine, budesonide, and fluticasone is presented. Budesonide in the absence of phenyl ethyl alcohol displays a total impurity level ranging from 0.25 to 0.49 over the course of the stability study. Fluticasone *in the presence of phenyl ethyl alcohol* over the course of the stability study displayed a range in the impurity level of from 0.46 to 0.53. Azelastine in the absence of phenyl ethyl alcohol shows a range in the impurity level over the course of the stability study of from 0.03 to 0.18. The ordinarily skilled artisan would surmise based on the information presented in Exhibit A that azelastine, fluticasone and budesonide independently exhibited similar stabilities over the course of the stability study. The presence of phenyl ethyl alcohol did not serve to distinguish the stability of the fluticasone sample from that of the azelastine or budesonide samples. To the contrary, budesonide samples and

azelastine samples in the absence of phenyl ethyl alcohol have a stability similar to that of fluticasone samples which contain phenyl ethyl alcohol. Applicants submit that the presence of phenyl ethyl alcohol in the azelastine and fluticasone composition cannot account for the observed dramatic increase in stability of this composition when compared to the azelastine and budesonide composition.

Further, Applicants provide herewith excerpts from the Handbook of Microbiological Quality Control and an article entitled "Preservatives in Ophthalmic Formulations." According to both these references, preservatives act on micro-organisms and help in protecting the formulation from them. None of these references mention the effect of preservatives on the chemical stability of the actives or drug. Thus, it is simply the assumption of the Office Action that the preservative *may* have an effect on the chemical stability of the actives.

The Office Action also makes statements that addition of a preservative prevents the decomposition of a substance or inhibits the multiplication of organisms which also causes decomposition. See Office Action at 15. The Office Action then refers the Applicants to two general references regarding the use of preservatives and cites a passage in *Cramer* regarding preservatives. However, the Office Action fails to establish that the microorganisms whose growth are inhibited by phenyl ethyl alcohol inherently impact the stability of azelastine and/or fluticasone but rather that such organisms *may* impact the stability of these materials. The fact that a certain result or characteristic may occur or be present in the prior art is not sufficient to establish the inherency of that result or characteristic. *In re Rijckaert*, 9 F.3d 1531, 1534, 28 USPQ2d 1955, 1957 (Fed. Cir. 1993) (reversed rejection because inherency was based on what would result due to optimization of conditions, not what was necessarily present in the prior art) (emphasis added); *In re Oelrich*, 666 F.2d 578, 581-82, 212 USPQ 323, 326 (CCPA 1981). "To

establish inherency, the extrinsic evidence must make clear that the missing descriptive matter is **necessarily present** in the thing described in the reference, and that it would be so recognized by persons of ordinary skill. Inherency, however, may not be established by probabilities or possibilities. The mere fact that a certain thing may result from a given set of circumstances is not sufficient.' " *In re Robertson*, 169 F.3d 743, 745, 49 USPQ2d 1949, 1950-51 (Fed. Cir. 1999) (emphasis added). As the Office Action has failed to establish that microorganisms inhibited by the presence of phenyl ethyl alcohol *necessarily* affect the stability of azelastine and/or fluticasone, Applicants respectfully assert that the submitted experimental showings would lead one of ordinary skill in the art to conclude the azelastine and fluticasone composition displays an unexpectedly beneficial stability when compared to the azelastine and budesonide composition. *See Inventor Declaration at 6.*

2. The combination of azelastine and fluticasone is commercially successful

Commercial success is a strong factor favoring nonobviousness. See e.g., *Akzo N.V.* at 1246. As noted in paragraph 4 of the declaration, a pharmaceutical formulation comprising azelastine and fluticasone is commercially available where approved as DUONASE nasal spray. The doctor statements set forth in Exhibit B provide further evidence of the commercial success of DUONASE nasal spray. Furthermore, as noted in paragraph 8 of the declaration the present application claiming a pharmaceutical formulation comprising azelastine and fluticasone is licensed to Meda Pharmaceuticals, which specializes in respiratory, allergy, and cough-cold products. Given its expertise and knowledge in the field of treatment, the willingness of Meda Pharmaceuticals to license the pending application is further evidence of the commercial success of the claimed pharmaceutical formulation comprising azelastine and fluticasone. Accordingly, the claimed pharmaceutical formulation comprising azelastine and fluticasone is nonobvious in view of its commercial success.

3. The combination of azelastine and fluticasone fills a long-felt need

As set forth in *Graham*, the existence of a long-felt and unsolved need in the art is further evidence of nonobviousness. Applicants note that *Cramer* was published on June 25, 1997, which was over 10 years ago. Nonetheless, as noted in paragraph 7 of the declaration, inventor Geena Malhotra is unaware of another commercially available pharmaceutical formulation comprising an antihistamine and a steroid. Likewise, the doctor statement of Exhibit B4 notes that:

I have been using nasal sprays from the year 1993, ever since I joined my present institution. I have used Beclomethasone, Budesonide, Azelastine, Fluticasone, Mometasone, with oral antihistamines down the line till date.

The present combination spray of a weak (non sedating component) Azelastine and fluticasone (steroid component) is complete by itself in my patients of chronic simple rhinitis following nasal + sinus polyposis surgery and those unwilling for surgery or unfit for surgery.

Such “[f]irsthand practical knowledge of unsolved needs in the art, by an expert, is evidence of the state of the art.” See *In re Piasecki*, 223 USPQ 785, 789 (Fed. Cir. 1984). Applicants respectfully submit that the evidence establishes a long-felt need dating back to 1993 that continued unsolved even after the subsequent publication of *Cramer* in 1997. Applicants further submit that the lack of another commercially available pharmaceutical formulation comprising an antihistamine and a steroid further evidences a long-felt need and the failure of others to address the need prior to the present invention. Accordingly, the claimed pharmaceutical formulation comprising azelastine and fluticasone is nonobvious given that it meets the long-felt need outlined above.

4. The secondary considerations require a finding of nonobviousness

As set forth above, the claimed pharmaceutical formulation comprising azelastine and fluticasone displays unexpected, beneficial results; is commercially successful; and fills a long-felt need in the art. Accordingly, the totality of the secondary considerations requires a finding that the pending claims are not obvious, and therefore patentable, in view of the prior art of record.

CONCLUSION

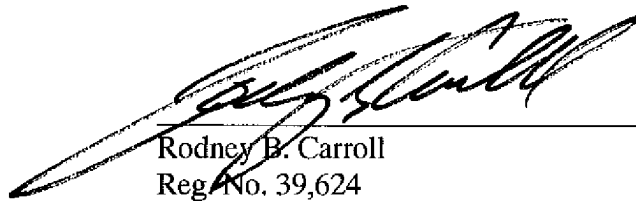
Consideration of the foregoing amendments and remarks, reconsideration of the application, and withdrawal of the rejections are respectfully requested by Applicants. No new matter is introduced by way of the amendment. It is believed that each ground of rejection raised in the Final Office Action dated April 28, 2010 has been fully addressed. If any fee is due as a result of the filing of this paper, please appropriately charge such fee to Deposit Account Number 50-1515 of Conley Rose, P.C., Texas. If a petition for extension of time is necessary in order for this paper to be deemed timely filed, please consider this a petition therefore.

If a telephone conference would facilitate the resolution of any issue or expedite the prosecution of the application, the Examiner is invited to telephone the undersigned at the telephone number given below.

Respectfully submitted,
CONLEY ROSE, P.C.

Date: _____

9-24-10



Rodney B. Carroll
Reg. No. 39,624

5601 Granite Parkway, Suite 750
Plano, Texas 75024
(972) 731-2288 (Telephone)
(972) 731-2289 (Facsimile)

ATTORNEY FOR APPLICANTS

Handbook of Microbiological Quality Control

Pharmaceuticals and Medical Devices

Edited by

ROSAMUND M.BAIRD


Department of Pharmacy and Pharmacology, University of Bath, UK

NORMAN A.HODGES

School of Pharmacy and Biomolecular Sciences, University of Brighton, UK

STEPHEN P.DENYER

School of Pharmacy and Biomolecular Sciences, University of Brighton, UK



First published 2000 by Taylor & Francis
11 New Fetter Lane, London EC4P 4EE

Simultaneously published in the USA and Canada
by Taylor & Francis Inc,
29 West 35th Street, New York, NY 10001

Taylor & Francis is an imprint of the Taylor & Francis Group

© Taylor & Francis and Rosamund M.Baird, Norman A.Hodges, Stephen P.Denyer

Typeset in Times by Keyword Publishing Services Ltd
Printed and bound in Great Britain by TJ International Ltd, Padstow

All rights reserved. No part of this book may be reprinted or reproduced or utilised in any form or by any electronic, mechanical, or other means, now known or hereafter invented, including photocopying and recording, or in any information storage or retrieval system, without permission in writing from the publishers.

Every effort has been made to ensure that the advice and information in this book is true and accurate at the time of going to press. However, neither the publisher nor the authors can accept any legal responsibility or liability for any errors or omissions that may be made. In the case of drug administration, any medical procedure or the use of technical equipment mentioned within this book, you are strongly advised to consult the manufacturer's guidelines.

British Library Cataloguing in Publication Data

A catalogue record for this book is available from the British Library

Library of Congress Cataloging in Publication Data

Handbook of microbiological quality control: pharmaceuticals and medical devices/
edited by Stephen Denyer, Rosamund M.Baird, Norman A.Hodges.

p. cm.—(Taylor & Francis series in pharmaceutical sciences)

Includes bibliographical references and index.

1. Pharmaceutical microbiology—Handbooks, manuals, etc. 2.

Drugs—Sterilization—Handbooks, manuals, etc. 3. Pharmaceutical industry—Quality control—Handbooks, Manuals, etc. I. Denyer, Stephen (Stephen Paul) II, Baird, R.M. (Rosamund M.) III. Hodges, Norman A. IV. Series.

QR46.5. H36 2000
615'.19—dc21

00-041187

ISBN 0-748-40614-X

Antimicrobial Preservative Efficacy Testing

NORMAN HODGES AND GEOFFREY HANLON

School of Pharmacy and Biomolecular Sciences, Brighton University, BN2 4GJ, United Kingdom

10.1 Introduction

A wide variety of products need to be protected from attack by micro-organisms during their period of use. This is both to protect the user from the dangers of infection and to prevent spoilage and deterioration of the product. In the case of medicines, foods and cosmetics, the safety of the user is the main priority, but maintenance of product quality and appearance and suitability of the product for its intended purpose are also important.

Preservatives are intended to protect the product from spoilage due to organisms introduced by the user and those which unavoidably arise during the manufacturing process; preservatives should never be used to counter poor manufacturing procedures or poor-quality ingredients. Clearly, sterile products in single dose units do not require preservation, neither do non-sterile single dose units such as tablets and capsules which are unlikely to sustain microbial survival provided that they are contained within suitable packaging. The need for a preservative system, therefore, most commonly arises if the product is to be subject to microbial challenge during repeated use. Some products are self-preserving, either because the active ingredients are inhibitory, the pH is inimical to growth, or because they contain high concentrations of sugar or other solutes which act as osmotic preservatives. These types of formulations are rare in the pharmaceutical arena, and the majority of multi-dose water-containing medicines incorporate chemical preservatives to prevent microbial spoilage.

The term preservative describes the *function* of a chemical agent in protecting a product from degradation or change which might arise if micro-organisms were to gain access and grow in it. However, this can be misleading since it might be thought that preservatives merely maintain the *status quo* (prevent micro-organisms growing, but not necessarily kill them), and as a result it is not uncommon to encounter the phrase *preservative levels of biocide* implying low concentrations of chemical agents which have only a bacteriostatic effect. In the majority of cases, however, the concentrations of preservatives used in product formulations are designed to give a rapid kill of any invading micro-organisms. Increasingly, preservatives are used in

PRESERVATIVES IN OPHTHALMIC FORMULATIONS: AN OVERVIEW

GENERALIDADES DE LOS CONSERVANTES EN LAS FORMULACIONES OFTÁLMICAS

HERRERO VANRELL R¹

In certain ocular pathologies, ophthalmic formulations need to be chronically administered in order to guarantee their efficacy. Typical examples of such pathologies are dry eye and glaucoma. Nevertheless, although preservatives have been frequently used in eye drops, its frequent use has been associated with alterations in the precorneal film, while in patients suffering from dry eye they tend to aggravate the already existing problem. On the other hand, in glaucoma patients the prolonged use of eye drops with preservatives has been associated with changes in the ocular surface accompanied by inflammation. In fact, conjunctival biopsies in patients suffering from glaucoma have revealed an increased number of immune cells and fibroblasts (1,2).

Thanks to the experience garnered so far, we can say that the successive administration of formulations with preservatives has a toxic effect in the ocular surface and in particular in those patients whose surface is compromised. However, as stated by the Real Farmacopea Española (RFE), the use of preservatives is mandatory in the case of multidose formulations, since bacterial contamination takes place when handling containers twice a day for two weeks. As quoted by the RFE (3): *Aqueous formulations in multidose containers shall include the appropriate antimicrobial preservative at adequate concentrations in order to prevent tampering of preparations during the time of use, except in those instances when preparations feature sufficient antimicrobial properties.*

A wide number of preservatives is used in the formulation of eye drops, among them benzalkonium chloride, benzethonium chloride and cetyl pyridinium chloride, benzyl bromide, EDTA,

phenylmercury nitrate, phenylmercury acetate, thimerosal, merthiolate, acetate and phenylmercury borate, polymyxin B sulphate, chlorhexidine, methyl and propyl parabens, phenylethyl alcohol, quaternary ammonium chloride, sodium benzoate, sodium propionate and sorbic acid.

Progress in the treatment of dry eye has been linked to the emergence of new preservatives in the market based on stabilized chloride and oxygen compounds (Purite[®]) as well as sodium perborate (4). These agents have raised enormous interest since they were effective and apparently did not entail epithelial damage as other conventional drugs did. In any case, one of the most significant advances in the treatment of dry eye was the development of preservative-free artificial tears in monodose containers or else the inclusion of a sterilizing filter in multidose containers (Sistema Abak[®]).

The action mechanism of preservatives may be divided into two main categories: surfactants and oxidants (1,2).

Surfactants act upon microorganisms altering the cellular membrane and resulting in the lysis of the cytoplasm content. Cells in mammals cannot neutralize chemical preservatives, and thus preservatives become part of the cell and results in toxic effects. The classical example for this type of agents is benzalkonium chloride.

Oxidizing preservatives are usually smaller molecules interfering with cell functions. They may destabilize membranes, although to a lesser extent than chemical agents may. They are less toxic for mammal cells, which are equipped with enzymes capable of catalyzing the decomposition of hydrogen peroxide as long as preservatives are found in

¹ Dept. of Pharmacy and Pharmaceutical Technology. Pharmacy College. Complutense University. 28040 Madrid.
E-mail: rociolv@farm.ucm.es

low concentrations. Stabilized chlorine and oxygen compounds and sodium perborate are some examples of oxidizing preservatives.

Taking into account their impact on the corneal epithelium, it is clear that preservatives should not be used when there is some kind of trauma or in patients who have undergone a surgical procedure, since there is a risk of causing irritation in the anterior chamber. We need to take into consideration the fact that these agents are exclusively devoted to preventing the potential contamination of solutions by microorganisms during the use of this medication and should not to be included in formulations for intraocular use.

Another relevant aspect to take into account is that the intermittent use of formulations with preservatives needs not to be theoretically linked to adverse side effects. However, the use of several eye drops at the same time increases exposure to preservatives, since the concentration to which the ocular surface is exposed increases together with the number of

applications. Furthermore, repeated doses may result in the accumulation of preservatives.

Obviously, the use of preservatives in ophthalmic formulations is necessary and cannot be avoided. Nevertheless, we should determine which preservatives induce less toxicity in epithelial and conjunctival cells. Cellular lines and cellular feasibility trials are efficient tools to bring about these studies.

REFERENCES

1. Noecker R. *Ophthalmic preservatives: considerations for long-term use in patients with dry eye or glaucoma. Rev Ophthalmol* 2001; 8: 73-79.
2. Noecker R. *Effects of common ophthalmic preservatives on ocular health. Adv Ther* 2001; 18: 205-215.
3. *Real Farmacopea Española. III ed. Madrid: Ministerio de Sanidad y Consumo; 2007.*
4. Bartlett JD. *Ophthalmic Drug Facts. St. Louis: Wolters Kluwer Health Inc; 2006.*
5. *United States Pharmacopeia Convention. USP 30. NF 25. The United States Pharmacopeial. The National Formulary. Rockville; 2007.*

Development of fluticasone propionate and comparison with other inhaled corticosteroids

Malcolm Johnson, PhD *Middlesex, United Kingdom*

Fluticasone propionate (FP) is a trifluorinated glucocorticoid based on the androstane nucleus. It was selected for development from structure-activity relationships (topical anti-inflammatory, cutaneous vasoconstriction, and hypothalamic-pituitary-adrenal axis suppression) of a series of 17 β -carbothioates. FP is 3-, 300-, and 1000-fold more lipophilic than beclomethasone dipropionate, budesonide, and triamcinolone acetonide, respectively. FP has an absolute affinity (K_D) for the glucocorticoid receptor of 0.5 nmol/L and a relative receptor affinity 1.5-fold higher than beclomethasone-17-monopropionate (17-BMP) and mometasone furoate, 3-fold higher than budesonide, and 20-fold higher than flunisolide and triamcinolone acetonide. The rate of association of FP with the receptor is faster and the rate of dissociation slower than other corticosteroids. The resulting half-life of the FP active steroid-receptor complex is >10 hours, compared with approximately 5, 7.5, and 4 hours for budesonide, 17-BMP, and triamcinolone acetonide, respectively. FP has high selectivity for the glucocorticoid receptor, with little or no activity at other steroid receptors. FP is more potent than beclomethasone dipropionate, budesonide, triamcinolone acetonide, and mometasone furoate in inhibiting human T-cell migration and proliferation, inhibiting CD4+ T-cell cytokine and basophil histamine release, attenuating adhesion molecule expression, stimulating inflammatory cell apoptosis, and inducing cellular antiprotease release. In asthma patients, FP decreases the number of CD3+, CD4+, CD8+, and CD25+ T cells, mast cells, and eosinophils in bronchial biopsies, in addition to suppressing CD1a-dendritic and IgE+ cells and HLA-DR. FP, therefore, has a good pharmacologic profile for a topical steroid with increased intrinsic glucocorticoid potency and potent anti-inflammatory activity. (*J Allergy Clin Immunol* 1998;101:S434-9.)

Key words: *Fluticasone propionate, inhaled corticosteroids, structure-activity relationships, asthma*

To exert anti-inflammatory activity, a corticosteroid molecule must penetrate the cellular membrane and demonstrate affinity for the steroid binding site on the glucocorticoid receptor (GR), leading to activation of the receptor.¹ Dimerization of the active steroid-receptor complex occurs, and this can then enter the nucleus, bind to glucocorticoid-responsive elements on a target gene, influence gene transcription, and either inhibit proinflammatory or potentiate endogenous anti-inflammatory mechanisms. Alternatively, a direct interaction

Abbreviations used

BDP:	Beclomethasone dipropionate
17-BMP:	Beclomethasone-17-monopropionate
FP:	Fluticasone propionate
GR:	Glucocorticoid receptor
GRE:	Glucocorticoid-responsive element
RBA:	Relative receptor binding affinity

of the GR complex with transcription factors may also be an important determinant of steroid action and a key mechanism by which glucocorticoids exert some anti-inflammatory activity.¹

The early development of corticosteroids based on the structure of cortisol focused on increasing topical potency and improving glucocorticoid selectivity. The first structure-activity studies attempted to find compounds with greater anti-inflammatory activity. This was achieved either by the insertion of an additional double bond at the 1,2 position in the steroid nucleus; by the introduction of 6 α -fluoro, 6 α -methyl, or 9 α -fluoro substituents; or by a combination of these changes (Fig. 1). Although anti-inflammatory potency was potentiated, mineralocorticoid activity was increased to an even greater extent.² This effect was counteracted by further substitutions with α -hydroxyl, α -methyl, or β -methyl at the 16 position, for example, in dexamethasone (Fig. 1). A novel finding was that an ester function at the 16 α , 17 α , or 21 α hydroxyl group was preferred, and this gave rise to betamethasone 17-valerate, triamcinolone 16,17-acetonide, and beclomethasone-17,21-dipropionate.² These compounds have proved to be of value in the treatment of the inflammatory component of bronchial asthma and rhinitis and have shown little detectable systemic activity when delivered by the topical route. However, concern that long-term therapy may result in a wide range of unacceptable systemic side effects such as adrenal suppression, bone fracture, osteoporosis, and inhibition of growth in children highlighted the need for steroids with a better therapeutic index.

DEVELOPMENT OF FLUTICASONE PROPIONATE

The development of fluticasone propionate was an attempt to produce a potent corticosteroid that exhibited improved airway selectivity (Table I) compared with earlier compounds. Lipophilicity was identified as an important physicochemical property for increased uptake and retention in lung tissue, resulting in enhanced lung-systemic distribution and greater affinity for the

From International Medical Affairs, Respiratory, Glaxo Wellcome Research and Development, Middlesex, United Kingdom.

Reprint requests: Malcolm Johnson, PhD, International Medical Affairs, Respiratory, Glaxo Wellcome Research and Development, Stockley Park West, Uxbridge, Middlesex, UK, UB11 1BT.

Copyright © 1998 by Mosby, Inc.
0091-6749/98 \$5.00 + 0 1/0/86611

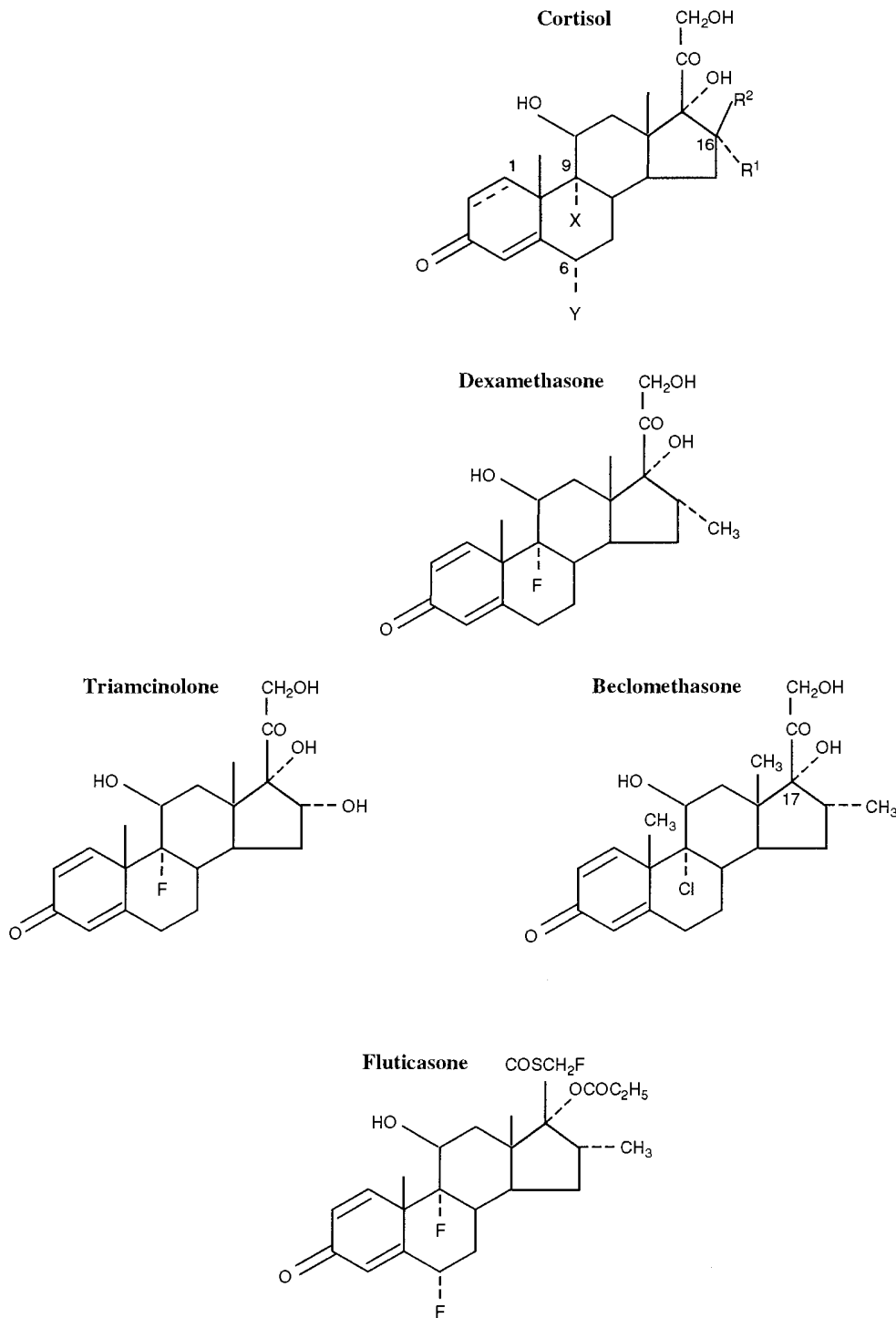


FIG. 1. Structural modifications of cortisol that produced the corticosteroids: dexamethasone, triamcinolone acetone, beclomethasone dipropionate, and fluticasone propionate.

GR. The androstane nucleus, which is highly lipophilic, was therefore selected as the basis of the chemical program.³ Topical activity was assessed by inhibition of croton oil-induced inflammation of the ear in a mouse

model⁴ and inhibitory activity at the hypothalamic-pituitary-adrenal (HPA) axis assessed by measuring reductions in circulating corticosteroids in response to ether stress.⁵ The vasoconstriction/skin blanching assay⁶

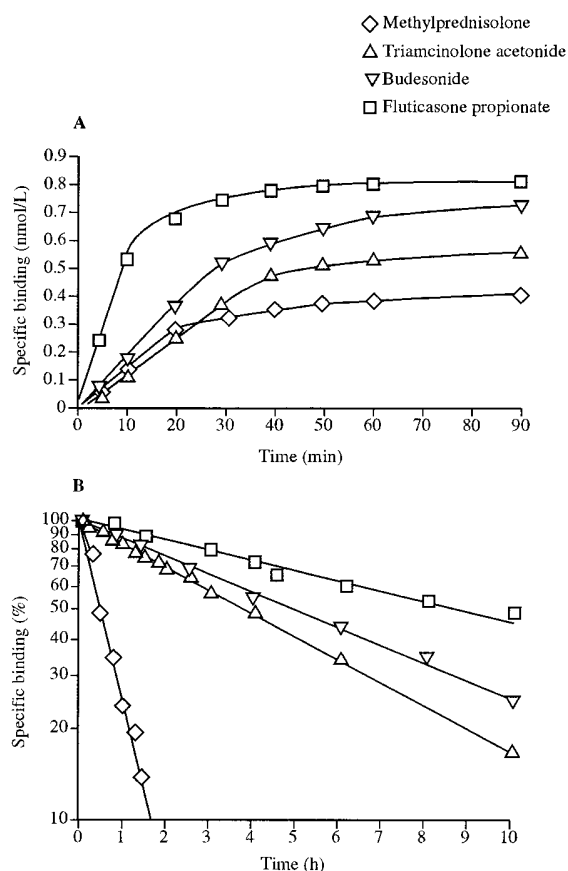


FIG. 2. Kinetics of (A) association and (B) dissociation of methylprednisolone, triamcinolone acetonide, budesonide, and fluticasone propionate with the glucocorticoid receptor in human lung tissue. Data from references 10 and 14.

was then used to confirm activity in human beings and to rank compounds in order of anti-inflammatory potency.

The androstane 17 β -carboxylates, which lack the normal two-carbon side-chain of anti-inflammatory corticosteroids at the 17 position, were of particular interest.³ The 17 α -hydroxyl,17 β -carboxylic acid was without activity in the vasoconstriction assay, with esterification being necessary for topical activity. Enzymatic hydrolysis of either ester function, which can occur in vivo, would therefore lead to inactive metabolites. The 17 β -carboxylate series was superseded by the corresponding 17 β -carbothioates.³ Fluoromethyl analogues were, in general, more active than the corresponding chloromethyl compounds, with the 17-propionate being preferred over the acetate or butyrate; in addition, the presence of an α -CH₃ at position 16 reduced HPA axis-suppressing activity (Table II). The most active compound in the anti-inflammatory and vasoconstriction tests was the 6 α ,9 α -difluoro, 17 α -propionyl, 17 β -carbothioate (fluticasone propionate), which was approximately 2-fold and 10-fold more potent than BDP and fluciclonolone acetonide, respectively (Table II). Its low activity in inhib-

TABLE I. Criteria for improved airway selectivity of corticosteroids

Pharmacodynamics	
●	High glucocorticoid receptor affinity
●	Optimal glucocorticoid receptor kinetics
●	High intrinsic steroid potency/high topical anti-inflammatory activity
●	High glucocorticoid receptor specificity
Pharmacokinetics	
●	Low oral bioavailability
●	Increased uptake/retention in lung tissue
●	Rapid systemic clearance
●	Extrapulmonary metabolism to inactive metabolite(s)
●	High lung:systemic distribution ratio

iting HPA axis function resulted from FP undergoing complete first-pass metabolism in the liver to the inactive 17 β -carboxylic acid. X-ray crystallography has shown that the carbonyl of the 17 β -substituent lies below the plane of the ring rather than above it, which is observed for other anti-inflammatory steroids.⁷ This unusual shape, in which the carbothioate ester has increased accessibility, may explain why FP readily undergoes enzymatic hydrolysis. FP therefore has a high calculated therapeutic index (anti-inflammatory potency/HPA inhibitory potency) of 91, compared with 0.4 and 1.0 for BDP and fluciclonolone acetonide, respectively.⁸

FP is 3 and 300 times more lipophilic than BDP and budesonide, respectively, and >1000-fold more lipophilic than either flunisolide or triamcinolone acetonide.⁹ This degree of lipophilicity gives FP increased deposition in lung tissue and a slower release from the lung lipid compartment. In human lung fragments and nasal tissue in vitro, uptake and retention of corticosteroids is in the rank order FP > BDP > 17-BMP > budesonide > flunisolide > hydrocortisone.^{10,11} In patients with asthma, after inhalation of a 1 mg dose, FP exhibits a lung:systemic distribution ratio of 70 to 100,¹² compared with previous reports of 7 to 10 for budesonide.¹³

RECEPTOR PHARMACOLOGY

FP has a high affinity for the human lung GR (0.5 nmol/L),¹⁴ which is 1.5-fold higher than 17-BMP and mometasone furoate, 3-fold higher than budesonide, and 10-fold higher than triamcinolone acetonide and flunisolide (Table III). Unlike budesonide, which is a racemic mixture of 22R and 22S enantiomers, FP does not have a chiral center and therefore the measured affinity represents the affinity of the molecule and not the contribution of the individual enantiomers. In contrast to 17-BMP, the metabolite of BDP that has a relative receptor binding affinity (RBA) 5-fold higher than the parent molecule, budesonide, with an RBA of 7.8, undergoes a marked reduction in activity when metabolized to either 6-hydroxy-budesonide (RBA = 0.06) or 16- α -hydroxy-prednisolone (RBA = 0.03). The

TABLE II. Structure-activity of halomethyl-androstane-17 β -carbothioate analogues

Z	Y	X	R	16	Topical anti-inflammatory activity*	HPA suppression†	Cutaneous vasoconstriction‡
F	H	Cl	C ₂ H ₅	H	20	100	916
F	H	F	C ₂ H ₅	H	63	149	1984
F	F	Cl	C ₂ H ₅	α CH ₃	56	0.04	124
F§	F	F	C ₂ H ₅	α CH ₃	113	1.0	945
F	F	F	CH ₃	α CH ₃	76	2.9	392
F	F	F	C ₃ H ₇	α CH ₃	55	0.7	299
F	F	F	C ₂ H ₅	β CH ₃	197	>100	1048

Results are expressed relative to flucinolone acetonide as standard (100). Data from Reference 3.

*Assessed with the croton oil ear assay in mice.⁴

†Assessed with the ether stress assay in rodents.⁵

‡Assessed with the skin blanching test in human volunteers.⁶

§Structure of fluticasone propionate.

TABLE III. Comparison of corticosteroid-glucocorticoid receptor affinity in human lung and potency in the cutaneous vasoconstriction test

Corticosteroid	Relative glucocorticoid receptor affinity*	Relative vasoconstrictor activity†
Flucinolone acetonide	1.0	1.0
Beclomethasone-17-monopropionate	3.3	2.0
Triamcinolone acetonide	0.5	0.4
Flunisolide	0.45	0.5
Mometasone furoate	3.3	3.0
Budesonide	2.5	1.5
Fluticasone propionate	5.0	5.0

Activities are quoted relative to flucinolone acetonide as standard (1.0).

*Data from Reference 14.

†Data from Reference 6.

17 β -carboxylic acid metabolite of FP has negligible pharmacologic activity, with an RBA <0.01 at the GR.⁹ The rate of association of steroid with the cytosolic GR is fastest for FP, followed by budesonide, triamcinolone acetonide, and methyl prednisolone (Fig. 2). In contrast, the rate of dissociation of FP from the receptor complex is slower than that of budesonide, triamcinolone acetonide, dexamethasone, and methyl prednisolone (Fig. 2). These differences in GR kinetics for FP result in differences in the stability of the steroid-receptor complex, which mediates the biologic and therapeutic activity of glucocorticoids.¹ The half-life of the steroid-receptor complex for FP is >10 hours, compared with approximately 3.5, 4.0, 5.0, and 7.5 hours for flunisolide, triamcinolone acetonide, budesonide, and 17-BMP, respectively.⁹ FP is highly selective for the GR with <0.001 of the relative potency at human androgen, estrogen, and mineralocorticoid receptors.¹⁵ The selectivity ratio of FP for the GR over the progestagen receptor is 1430, compared with 267 and 237 for 17-BMP and budesonide, respectively.

TABLE IV. Corticosteroid-induced inhibition of human inflammatory cells

Corticosteroid	IC ₅₀ (nmol/L)			
	T-cell IL-5 release*	T-cell proliferation†	Basophil histamine release‡	Eosinophil apoptosis§
Beclomethasone dipropionate	7.7	10.0	1.0	138.7
Triamcinolone acetonide	9.8	1.0	20.0	23.8
Budesonide	1.7	0.2	0.6	8.5
Mometasone furoate	0.3	...	0.3	...
Fluticasone propionate	0.2	0.05	0.03	1.7

*Data from Reference 19.

†Data from Reference 18.

‡Data from Reference 20.

§Data from Reference 21.

ANTI-INFLAMMATORY ACTIVITY

The steroid receptor profile of FP imparts a high topical anti-inflammatory activity. The active FP-GR complex binds to the GRE on target genes (EC₅₀ = 3 nmol/L) or interacts directly with activating protein-1 and/or nuclear factor-kB transcription factors (EC₅₀ range 0.01 to 0.1 nmol/L) at significantly lower concentrations than either dexamethasone or budesonide.¹⁶ This has a good correlation with the respective potency of FP in inhibiting GRE-dependent cytokine (IL-6, IL-8) synthesis (IC₅₀ range 5 to 10 nmol/L) and non-GRE-dependent cytokines such as tumor necrosis factor- α (TNF α) and granulocyte-macrophage colony stimulating factor (IC₅₀ range 0.01 to 0.1 nmol/L).

There is also a good correlation between the relative affinity of these corticosteroids for the GR and their relative potency in a number of intact inflammatory cell systems (Table IV). For example, FP is more potent than dexamethasone, BDP, and budesonide in inhibiting human T-cell migration¹⁷ and proliferation,¹⁸ with IC₅₀

values of 0.3, 5.9, 2.0, and 0.8 nmol/L. Similarly, anti-CD3/CD28-induced IL-5 and IL-4 secretion from CD4+ T cells is inhibited by corticosteroids, with a rank order of potency of FP > mometasone furoate > budesonide > BDP > triamcinolone acetonide.¹⁹ FP inhibits anti-IgE-stimulated histamine release from human basophils with an IC₅₀ of 0.03 nmol/L, compared with 0.3, 0.6, 1, and 20 nmol/L for mometasone furoate, budesonide, BDP, and triamcinolone acetonide, respectively.²⁰ Corticosteroids, in the presence of IL-5, induce concentration-dependent apoptosis of eosinophils, with FP (EC₅₀ = 1.7 nmol/L) being 5 times more potent than budesonide and approximately 10 times more potent than triamcinolone acetonide and flunisolide.²¹ FP is also potent in inhibiting cytokine-induced adhesion molecule expression. At 1 nmol/L, FP inhibits TNF α -stimulated E-selectin in human endothelial cells,²² whereas 8-fold higher concentrations of budesonide are required for the same effect. At a concentration of 100 nmol/L, FP is more effective than budesonide or triamcinolone acetonide in inhibiting intracellular adhesion molecule-1 expression in airway epithelial cells.²³ Finally, Abbin ante-Nissen et al.²⁴ have shown that corticosteroids induce the synthesis of the anti-protease, secretory leukocyte protease inhibitor (SLPI), in human airway epithelial cells. FP is the most potent steroid in inducing SLPI, with an EC₅₀ of 0.1 nmol/L compared with 1, 5, and 2 nmol/L for triamcinolone acetonide, methylprednisolone, and dexamethasone, respectively.

The rank order of affinity of corticosteroids at the GR and their anti-inflammatory potency in vivo are similar. In the McKenzie test, in which the cutaneous vasoconstrictor and skin blanching response is used to rank anti-inflammatory potency of topical corticosteroids,⁶ FP is 1.5-, 2.5-, and 3-fold more potent than 17-BMP, mometasone furoate, and budesonide, respectively, and 10-fold more potent than triamcinolone acetonide and flunisolide (Table III). This is in agreement with Dahlberg et al.,²⁵ who had previously reported that the RBA predicts relative potency for inhibition of edema.

CLINICAL STUDIES

In patients with asthma, FP treatment (1 mg twice daily for 2 months) significantly reduced the numbers of mast cells (by 80.2%), eosinophils (by 93.6%), and T cells (CD3, CD4, CD8, CD25; mean reduction of 86.5%) in bronchial biopsy specimens.²⁶ Similarly, the presence of dendritic (CD1a), IgE+, and HLA-DR+ cells in the lamina propria was decreased after FP 1 mg daily for 3 months,²⁷ suggesting attenuation of antigen recognition, processing, and presentation. Finally, FP (500 μ g twice daily for 8 weeks) results in a marked decrease in the bronchoalveolar lavage levels of metalloprotease and an increase in the concentration of the endogenous tissue inhibitor of metalloproteases (TIMPS),²⁸ both of which have been implicated in matrix protein deposition and basement membrane thickening. FP, therefore, has good

activity against the chronic inflammatory component of bronchial asthma and may attenuate the degree of airway remodeling.

The development of FP has resulted in a corticosteroid molecule with increased intrinsic glucocorticoid potency and potent anti-inflammatory activity, coupled with improved airway selectivity.²⁹ FP is of considerable clinical importance in the treatment of asthma and rhinitis.

REFERENCES

- Barnes PJ, Adcock IM. Anti-inflammatory actions of steroids: molecular mechanism. *Trends Pharmacol Sci* 1993;14:436-41.
- Phillipps GH. Locally active corticosteroids: structure-activity relationships. In: Wilson L, Markes R, editor. *Mechanisms of topical corticosteroid activity*. London: Churchill Livingstone; 1976. p. 1-18.
- Phillipps GH, Bailey EJ, Bain BM, Borella RA, Buckton JB, Clark JC, et al. Synthesis and structure-activity relationships in a series of anti-inflammatory corticosteroid analogues, halomethyl androstane-17 β -carbothiates and 17 β -carboselenoates. *J Med Chem* 1994;37:3717-29.
- Tonelli G, Thibault L, Ringler I. A bio-assay for the concomitant assessment of the antiphlogistic and thymolytic activities of topically applied corticoids. *Endocrinology* 1965;77:625-34.
- Zenker N, Bernstein DE. The estimation of small amounts of corticosterone in rat plasma. *J Biol Chem* 1958;231:695-701.
- McKenzie AW. Percutaneous absorption of steroids. *Arch Dermatol* 1962;86:611-4.
- Weeks CM, Duax WL, Wolff ME. A comparison of the molecular structures of six corticosteroids. *J Am Chem Soc* 1973;95:2865-8.
- Phillipps GH. Structure-activity relationships of topically active steroids: the selection of fluticasone propionate. *Respir Med* 1990;84(suppl):19-23.
- Johnson M. Pharmacodynamics and pharmacokinetics of inhaled glucocorticoids. *J Allergy Clin Immunol* 1996;97:169-76.
- Högger P, Rawert L, Rohdewald P. Dissolution tissue binding and kinetics of receptor binding of inhaled glucocorticoids. *Eur Respir J* 1993;6:584s.
- Högger P, Bonsmann U, Rohdewald P. Efflux of glucocorticoids from human lung tissue to human plasma in vitro. *Eur Respir J* 1994;7:382s.
- Högger P, Esmailpour N, Rabe K, Heitmann U, Nakashima N, Rohdewald P. Distribution of inhaled fluticasone propionate between lung tissue and blood plasma in vivo. *Eur Respir J* 1995;8:303S.
- Van den Bosch JMM, Westermann CJJ, Aumann J, Edsbacker S, Tönneffon M, Selrous O. Relationship between lung tissue and blood plasma concentrations of inhaled budesonide. *Biopharm Drug Dispos* 1993;14:455-9.
- Högger P, Rohdewald P. Binding kinetics of fluticasone propionate to the human glucocorticoid receptor. *Steroids* 1994;59:597-602.
- Harding SM. The human pharmacology of fluticasone propionate. *Respir Med* 1990;84(suppl):25-9.
- Adcock IM, Barnes PJ. Ligand-induced differentiation of glucocorticoid receptor transrepression and transactivation. In: *Acute and chronic inflammation in the respiratory tract*, International Respiratory Forum. Reading UK: Colwood Publications; 1996. p. 25.
- Cruikshank W, Masterson J, Center D. Effects of fluticasone propionate on random and stimulated T cell migration. In: *Acute and chronic inflammation in the respiratory tract*, International Respiratory Forum. Reading UK: Colwood Publications; 1996. p. 19.
- English AF, Neate MS, Quint DJ, Sareen M. Biological activities of some corticosteroids used in asthma. *Am J Respir Crit Care Med* 1994;149:A212.
- Umland SP, Nahrebne MS, Razac S, Billah MM, Egan RW. Effects of mometasone furoate and other glucocorticoids on cytokine production from cultured peripheral blood CD4+ T cells. *J Allergy Clin Immunol* 1996;97:423.

20. Bickel CA, Stellato C, Schleimer RP. Comparison of the effect of inhaled glucocorticoids on human basophil histamine release and eosinophil viability. *J Allergy Clin Immunol* 1997;99:1632.
21. Kita H, Hagen JB, Gleich GJ. Fluticasone propionate is the most potent glucocorticoid in the induction of apoptosis of eosinophils. In: *Acute and chronic inflammation in the respiratory tract*, International Respiratory Forum. Reading UK: Colwood Publications; 1996. p. 17.
22. Johnson M. Anti-inflammatory properties of fluticasone propionate. *Int Arch Allergy Immunol* 1995;107:439-40.
23. Adler KB, Krunkosky TA, Fischer BM. Effects of tumour necrosis factor-alpha on airway epithelial cells in vitro. In: *Acute and chronic inflammation in the respiratory tract*, International Respiratory Forum. Reading UK: Colwood Publications; 1996. p. 18.
24. Abbinante-Nissen JM, Simpson LG, Leikauf GD. Corticosteroids increase secretory leukocyte protease inhibitor transcript levels in airway epithelial cells. *Am J Respir Crit Care Med* 1994;149:A869.
25. Dahlberg E, Thalén A, Brattsand R, Gustafsson JA, Johansson U, Römpke K. Correlation between chemical structure, receptor binding, and biological activity of some novel, highly active, 16 α , 17 α -acetyl-substituted glucocorticoids. *Mol Pharmacol* 1983;25:70-8.
26. Booth H, Gardiner PV, Ward C, Walls A, Hendrick DJ, Walters EH. Effect of fluticasone on airway inflammation as assessed by bronchoalveolar lavage (BAL). *Eur Respir J* 1993;6(suppl 17):584S.
27. Möller GM, Overbeek SE, van Helden-Meeuwssen CG, de Jong TAW, Mulder PG, Drexloge HA, et al. Glucocorticoid therapy is associated with modulation of dendritic cells in bronchial mucosa of atopic asthmatic subjects. In: *Acute and chronic inflammation in the respiratory tract*, International Respiratory Forum. Reading UK: Colwood Publications; 1996. p. 16.
28. Warner JA, Shute JK, Howarth PH. Effect of therapy on matrix metallo-proteinase (MMP) activity in the broncho-alveolar lavage (BAL) of patients with mild asthma. *Am J Resp Crit Care Med* In press.
29. Derendorf H, Hochhaus G, Möllermann H, Barth J, Krieg M, Jurn S, et al. Receptor-based pharmacokinetic-pharmacodynamic analysis of corticosteroids. *J Clin Pharmacol* 1993;33:115-23.

INFORMATION DISCLOSURE STATEMENT BY APPLICANT (Not for submission under 37 CFR 1.99)	Application Number	10518016
	Filing Date	2005-07-06
	First Named Inventor	Amar Lulla
	Art Unit	1616
	Examiner Name	Kristie Latrice Brooks
	Attorney Docket Number	PAC/20632 US (4137-04700)

U.S.PATENTS Remove						
Examiner Initial*	Cite No	Patent Number	Kind Code ¹	Issue Date	Name of Patentee or Applicant of cited Document	Pages,Columns,Lines where Relevant Passages or Relevant Figures Appear
	1					

If you wish to add additional U.S. Patent citation information please click the Add button.

Add

U.S.PATENT APPLICATION PUBLICATIONS Remove						
Examiner Initial*	Cite No	Publication Number	Kind Code ¹	Publication Date	Name of Patentee or Applicant of cited Document	Pages,Columns,Lines where Relevant Passages or Relevant Figures Appear
	1	20060110331	A1	2006-05-25	Dang, et al.	
	2	20070020330	A1	2007-01-25	Dang, et al.	
	3	20100152147	A1	2010-06-17	Fuge, et al.	

If you wish to add additional U.S. Published Application citation information please click the Add button.

Add

FOREIGN PATENT DOCUMENTS Remove								
Examiner Initial*	Cite No	Foreign Document Number ³	Country Code ² j	Kind Code ⁴	Publication Date	Name of Patentee or Applicant of cited Document	Pages,Columns,Lines where Relevant Passages or Relevant Figures Appear	T ⁵
	1							<input type="checkbox"/>

INFORMATION DISCLOSURE STATEMENT BY APPLICANT (Not for submission under 37 CFR 1.99)	Application Number		10518016
	Filing Date		2005-07-06
	First Named Inventor	Amar Lulla	
	Art Unit		1616
	Examiner Name	Kristie Latrice Brooks	
	Attorney Docket Number		PAC/20632 US (4137-04700)

If you wish to add additional Foreign Patent Document citation information please click the Add button

NON-PATENT LITERATURE DOCUMENTS

Examiner Initials*	Cite No	Include name of the author (in CAPITAL LETTERS), title of the article (when appropriate), title of the item (book, magazine, journal, serial, symposium, catalog, etc), date, pages(s), volume-issue number(s), publisher, city and/or country where published.	T ⁵
	1	HODGES, NORMAN, et al., "Antimicrobial Preservative Efficacy Testing," Handbook of Microbiological Quality Control, Pharmaceuticals and Medical Devices, 2000, Page 168 plus cover page and publication page, Rosamund M. Baird, et al., Editor, Taylor & Francis Publisher, USA and Canada.	<input type="checkbox"/>
	2	HERRERO, VANRELL, R., "Preservatives in Ophthalmic Formulations: An Overview," Arch. Soc. Esp. Oftalmol, 2007, Vol. 82., pgs. 531-532.	<input type="checkbox"/>
	3	JOHNSON, MALCOM, "Development of fluticasone propionate and comparison with other inhaled corticosteroids," J. Allergy Clin. Immunol., April 1998, Vol. 101, No. 4, Part 2, pgs. S434-S439.	<input type="checkbox"/>

If you wish to add additional non-patent literature document citation information please click the Add button

EXAMINER SIGNATURE

Examiner Signature		Date Considered	
--------------------	--	-----------------	--

*EXAMINER: Initial if reference considered, whether or not citation is in conformance with MPEP 609. Draw line through a citation if not in conformance and not considered. Include copy of this form with next communication to applicant.

¹ See Kind Codes of USPTO Patent Documents at www.USPTO.GOV or MPEP 901.04. ² Enter office that issued the document, by the two-letter code (WIPO Standard ST.3). ³ For Japanese patent documents, the indication of the year of the reign of the Emperor must precede the serial number of the patent document. ⁴ Kind of document by the appropriate symbols as indicated on the document under WIPO Standard ST.16 if possible. ⁵ Applicant is to place a check mark here if English language translation is attached.

**INFORMATION DISCLOSURE
STATEMENT BY APPLICANT**
(Not for submission under 37 CFR 1.99)

Application Number		10518016
Filing Date		2005-07-06
First Named Inventor	Amar Lulla	
Art Unit	1616	
Examiner Name	Kristie Latrice Brooks	
Attorney Docket Number	PAC/20632 US (4137-04700)	

CERTIFICATION STATEMENT

Please see 37 CFR 1.97 and 1.98 to make the appropriate selection(s):

That each item of information contained in the information disclosure statement was first cited in any communication from a foreign patent office in a counterpart foreign application not more than three months prior to the filing of the information disclosure statement. See 37 CFR 1.97(e)(1).

OR

That no item of information contained in the information disclosure statement was cited in a communication from a foreign patent office in a counterpart foreign application, and, to the knowledge of the person signing the certification after making reasonable inquiry, no item of information contained in the information disclosure statement was known to any individual designated in 37 CFR 1.56(c) more than three months prior to the filing of the information disclosure statement. See 37 CFR 1.97(e)(2).

See attached certification statement.

Fee set forth in 37 CFR 1.17 (p) has been submitted herewith.

None

SIGNATURE

A signature of the applicant or representative is required in accordance with CFR 1.33, 10.18. Please see CFR 1.4(d) for the form of the signature.

Signature	/Rodney B. Carroll/	Date (YYYY-MM-DD)	2010-09-24
Name/Print	Rodney B. Carroll	Registration Number	39624

This collection of information is required by 37 CFR 1.97 and 1.98. The information is required to obtain or retain a benefit by the public which is to file (and by the USPTO to process) an application. Confidentiality is governed by 35 U.S.C. 122 and 37 CFR 1.14. This collection is estimated to take 1 hour to complete, including gathering, preparing and submitting the completed application form to the USPTO. Time will vary depending upon the individual case. Any comments on the amount of time you require to complete this form and/or suggestions for reducing this burden, should be sent to the Chief Information Officer, U.S. Patent and Trademark Office, U.S. Department of Commerce, P.O. Box 1450, Alexandria, VA 22313-1450. **DO NOT SEND FEES OR COMPLETED FORMS TO THIS ADDRESS. SEND TO: Commissioner for Patents, P.O. Box 1450, Alexandria, VA 22313-1450.**

Privacy Act Statement

The Privacy Act of 1974 (P.L. 93-579) requires that you be given certain information in connection with your submission of the attached form related to a patent application or patent. Accordingly, pursuant to the requirements of the Act, please be advised that: (1) the general authority for the collection of this information is 35 U.S.C. 2(b)(2); (2) furnishing of the information solicited is voluntary; and (3) the principal purpose for which the information is used by the U.S. Patent and Trademark Office is to process and/or examine your submission related to a patent application or patent. If you do not furnish the requested information, the U.S. Patent and Trademark Office may not be able to process and/or examine your submission, which may result in termination of proceedings or abandonment of the application or expiration of the patent.

The information provided by you in this form will be subject to the following routine uses:

1. The information on this form will be treated confidentially to the extent allowed under the Freedom of Information Act (5 U.S.C. 552) and the Privacy Act (5 U.S.C. 552a). Records from this system of records may be disclosed to the Department of Justice to determine whether the Freedom of Information Act requires disclosure of these records.
2. A record from this system of records may be disclosed, as a routine use, in the course of presenting evidence to a court, magistrate, or administrative tribunal, including disclosures to opposing counsel in the course of settlement negotiations.
3. A record in this system of records may be disclosed, as a routine use, to a Member of Congress submitting a request involving an individual, to whom the record pertains, when the individual has requested assistance from the Member with respect to the subject matter of the record.
4. A record in this system of records may be disclosed, as a routine use, to a contractor of the Agency having need for the information in order to perform a contract. Recipients of information shall be required to comply with the requirements of the Privacy Act of 1974, as amended, pursuant to 5 U.S.C. 552a(m).
5. A record related to an International Application filed under the Patent Cooperation Treaty in this system of records may be disclosed, as a routine use, to the International Bureau of the World Intellectual Property Organization, pursuant to the Patent Cooperation Treaty.
6. A record in this system of records may be disclosed, as a routine use, to another federal agency for purposes of National Security review (35 U.S.C. 181) and for review pursuant to the Atomic Energy Act (42 U.S.C. 218(c)).
7. A record from this system of records may be disclosed, as a routine use, to the Administrator, General Services, or his/her designee, during an inspection of records conducted by GSA as part of that agency's responsibility to recommend improvements in records management practices and programs, under authority of 44 U.S.C. 2904 and 2906. Such disclosure shall be made in accordance with the GSA regulations governing inspection of records for this purpose, and any other relevant (i.e., GSA or Commerce) directive. Such disclosure shall not be used to make determinations about individuals.
8. A record from this system of records may be disclosed, as a routine use, to the public after either publication of the application pursuant to 35 U.S.C. 122(b) or issuance of a patent pursuant to 35 U.S.C. 151. Further, a record may be disclosed, subject to the limitations of 37 CFR 1.14, as a routine use, to the public if the record was filed in an application which became abandoned or in which the proceedings were terminated and which application is referenced by either a published application, an application open to public inspections or an issued patent.
9. A record from this system of records may be disclosed, as a routine use, to a Federal, State, or local law enforcement agency, if the USPTO becomes aware of a violation or potential violation of law or regulation.

IN THE UNITED STATES PATENT AND TRADEMARK OFFICE

Applicants:	Amar Lulla, <i>et al.</i>	§	
Serial No.:	10/518,016	§	Group Art Unit: 1616
Filed:	July 6, 2005	§	Examiner: Kristie Latrice Brooks
For:	COMBINATION OF AZELASTINE AND STEROIDS	§	Confirmation No.: 4912

DECLARATION UNDER 37 CFR § 1.132

I, Geena Malhotra, hereby declare and say that:

1. I am a co-inventor of the invention claimed in the above-identified patent application.
2. Attached as Exhibit A is comparison data for five compositions:
Column 1: Azelastine.HCl
Column 2: Budesonide
Column 3: Azelastine.HCl & Budesonide
Column 4: Fluticasone Propionate
Column 5: Azelastine.HCl and Fluticasone Propionate

Table I of Exhibit A sets for the ingredient list for the five compositions. Table II of Exhibit A sets forth comparative stability data for the five compositions. The results in Table II show the impurity levels in the initial compositions, and after storage under certain conditions: for example "25/60 RH at 1 M" means the composition was stored for one month at a temperature of 25 degrees C and at a relative humidity of 60. The results in Table II show that the individual active materials (e.g., azelastine.HCl, budesonide, and fluticasone

propionate) have good stability, in that the impurity levels are fairly constant in all the tests. The results in Table II also show that the combination of azelastine and budesonide are relatively unstable, with varying, and high amounts of impurities developing during the tests. Surprisingly, the results for azelastine and fluticasone show good stability throughout the tests, as the amount of impurity remains constant and at a low level.

3. Attached as Exhibit B is a compilation of statements from 6 medical practitioners, labeled B1-B6, along with typed transcriptions. As is self-evident, these statements attest to various advantages and superior results associated with patient use of the DUONASE product comprising azelastine and fluticasone.

4. A pharmaceutical formulation comprising azelastine and fluticasone is commercially available where approved as DUONASE nasal spray, as shown in attached Exhibit C containing information from the following website:


<http://www.cipladoc.com/therapeutic/admin.php?mode=prod&action=disp&id=213>.

5. Attached as Exhibit D are descriptions of the testing method used to generate the stability data discussed in Exhibit A. Exhibit D also states the nature of the impurities observed in the compositions described in Exhibit A and how those impurities were detected.

6. Based on my analysis of the entirety of data provided in the Exhibit A, I have concluded that the azelastine and fluticasone composition displays an unexpectedly beneficial stability when compared to the azelastine and budesonide composition.

7. I am unaware of another commercially available pharmaceutical formulation comprising an antihistamine and a steroid.
8. The present application is licensed to Meda Pharmaceuticals.
9. I, Geena Malhotra, further declare that all statements made herein of my own knowledge are true and that all statements made on information and belief are believed to be true; and further that these statements are made with the knowledge that willful false statements and the like so made are punishable by fine, imprisonment, or both under section 1001 of Title 18 of the United States Code and that such willful false statements may jeopardize the validity of this application or any patent issuing thereon.

Date: September 23, 2010


Geena Malhotra

Comparative Composition data of Azelastine with steroids

Ingredients	Azelastine (%w/w/wv)	Budesonide (%w/w)	Azelastine + Budesonide (%w/w)	Fluticasone (%w/w)	Azelastine + Fluticasone (%w/w/v)
Drugs	137 mcg	64 mcg	137 + 64 mcg	50 mcg	140 + 50 mcg
MCC+CMC (Avicel RC)	-	-	2.0	0.75 <u>1.5</u>	2.0 <u>1.5</u>
HPMC	0.10	-	-	-	-
Dispersible cellulose	-	1.25	-	-	-
Dextrose Anhy.	-	-	-	2.5 <u>5.0</u>	-
Anhy. Glucose	-	5.0	-	-	-
Glycerin	-	-	2.3	-	2.3 <u>2.6</u>
Polysorbate 80	-	0.016	0.005	0.0025-0.05	0.005 <u>0.25</u>
BKC 10%-w/w solution NF	0.125	-	0.005	100- 10 0.02	0.10
Phenyl ethyl alcohol	-	-	-	0.125	0.25
Pot sorbate	-	0.12	-	-	-
Disodium EDTA	0.05	0.01	0.01	-	0.01
Sodium Chloride	0.68	-	-	-	-
Citrate Monohydrate	0.048	-	-	-	-
Disodium Phosphate	0.322	-	-	-	-
Hydrochloric acid	-	q.s.	-	-	-

Comparative Stability data of Azelastine with steroid Compositions

Stability tests	Azelastine	Budesonide	Azelastine + Budesonide	Fluticasone	Azelastine + Fluticasone
	INITIAL	INITIAL	INITIAL	INITIAL	INITIAL
Assay	100	97.6	98+97	101.6	100+101.12
PH	6.78	4.51	6.0	6.4	6.1
Total Impurity	0.03	0.26	<0.1 +2.32 +0.11	0.52	0.08+0.6
	25/60 RH at 1M	25/60 RH at 1M	25/60 RH at 1M	25/60 RH at 1M	25/60 RH at 1M
PH	6.86	4.68	5.94	Not Done	Not Done
Total Impurity	0.12	0.25	<0.1+0.97 +0.07	Not Done	Not Done
	25/60 RH at 3 M	25/60 RH at 3M	25/60 RH at 3 M	25/60 RH at 3 M	30/65 RH at 4M
PH	6.76	4.6	5.96	6.21	3M 5.85
Total Impurity	0.13	0.42	<0.1+5.39 +0.16	0.46	0.2+0.84
	40/75 RH at 1M	40/75 RH at 1M	40/75 RH at 1M	40/75 RH at 1M	40/75 RH at 1M
PH	6.86	4.69	5.92	6.35	5.82
Total Impurity	0.13	0.29	<0.1+5.53 +0.05	0.52	0.4+0.89
	40/75 RH at 3M	40/75 RH at 3M	40/75 RH at 3M	40/75 RH at 3M	40/75 RH at 3M
PH	6.76	4.61	5.91	5.98	5.81
Total Impurity	0.18	0.49	<0.1+18.29 +0.23	0.53	0.37+0.85

Dr. C.M. Mathew Chooracken

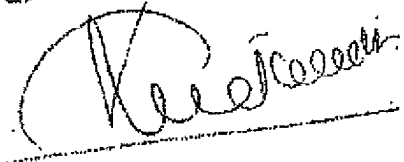
B. Sc., M. B. B. S., M. S. (E. N. T.) D. L. O.
Senior Specialist in E.N.T.
Civil Surgeon
District Hospital, Kottayam
Reg. No. 9473

Consultation:
Behind Margin Free Market
Near Kottayam East Police Station
Collectorate P.O., Kottayam - 688 002
Ph: 2564884, Mb: 944728822


To Cipla Respiratory L

I have been using
the Deconase nasal spray
regularly for my nasal allergy
patients. I found it is
very effective when compared
to the available other nasal
sprays. Oral medication
can be avoided as well.

Kottayam
23/2/05



Dr. C. M. Mathew Chooracken
B. Sc., M. B. B. S., M. S. (E. N. T.) D. L. O.
Senior Specialist in E. N. T.
Civil Surgeon,
District Hospital, Kottayam
Reg. No. 9473



Dr. C.M.MATHEW CHOORACKEN

To Cipla Respiratory

I have been using the Duonase nasal spray regularly for my nasal allergic patients. I found it is very effective when compared the available other nasal sprays. Oral medication can be avoided as well.

Kottayam
23/8/05

Confidential

डॉ. पी.एन. तेजनकर

एम. एस. (ई.एन.टी.)

नाक, कान, घाला एवं गर्दन रोग विशेषज्ञ
पूर्व रजिस्ट्रार ई.एन.टी. हॉस्पिटल, बामने

गुजराती समाज, बई सड़क, उज्जैन
☎ 2561981
समय प्रातः 11 से 2.00

क्लिनिक

जाय मेडिकल सेन्टर (धसावहा पेट्रोल पम्प के पास)
घंटाघर, फ्रीमैन, उज्जैन ☎ 2514884
रविवार अवकाश समय सायं 6 से 8.30

विशेषज्ञ

- नाक एवं सायनस इन्डोलॉजी (यूवीन द्वारा आपरेशन)
- माइक्रोलेन्जियल सर्जरी
- माइक्रोइयर सर्जरी (जर्मनी, फ्रांस एवं स्वीटजरलैण्ड से प्रशिक्षण प्राप्त)
- नाक की प्लास्टिक सर्जरी (सर्जिनोप्लास्टी)

Regarding Durvas

18.8.2018

Using this product for last 80 many days
This is ideal, first line agent for the
patient. The combination is adequate to deal with
all type of allergy. A

- Acts on both phase (early as well as late
phase of allergy i.e. inhibit)

- Antagonism to H1 receptor activity & few
side effect.

- Acts on multiple receptors

The systemic bio-availability is less so can
be used for a longer period without
side effect.

Tough to allergy safe to H1R

[Signature]

DR.P.N.TEJANKAR

M.S. (E.N.T)
E.N.T and Neck Specialist
Ex-Registrar E.N.T. Hospital, Bombay

Gujrati Samaj,
Nai Sadak, Ujjain
☎ 2561981
Time Mor: 11 to 2.00

CLINIC

Jai Medical Centre (Near
Vasavda petrol pump)
Ghantaghar, Freegunj, Ujjain
☎ 2514884
Time: eve. 6 to 8.30

SUNDAY HOLIDAY

.....**Specialist**.....

• Nose and sinus endoscopy • Microlaryngeal Surgery • Microear Surgery (Trained from Germany, France and Switzerland) • Plastic Surgery of the Nose (rhinoplasty)

Regarding Duonase

Using this product for last so many days. This is ideal, first line agent for the patient. The combination is adequate to deal with all type of allergy.

- Acts on both phases (early as well as late phase of allergy i.e. inhibit)
- Antagonises the H1 receptor activity with few side effect.
- Acts on multiple symptoms.
- The systemic bioavailability is less so can be used for a longer period without side effect.

Tough to allergy safe to Nose

Confidential

डॉ. प्रसाद रा. जवळेकर एम.एस. (इ. एन. टी.)

रजि. सं. ०७१८८२
 कृष्णा जनरल हॉस्पिटल
 गव्हाण रोड, पी. सी. एम. टी. चौक, भोसली,
 पुणे ४११०३२. टि. २७५२२५१६
 वेळ: संध्या. ५.०० ते ८-०० वा.

(कॉन्स-नाक-दवा)
 धन्वंतरी कान, नाक, घसा हॉस्पिटल
 जोरन रोड, नारायण
 न. जुन्नर, जि. पुणे, ४११०
 ☎ ०२०३२ - (हॉस्पि.) २४४७६८, (नि.) २४४३

रविवार बंद

Date: 27.8.05

I have prescribed "buonase Nasal Spro for 258 patients since Aug 2004 to Aug 2005. And I found that a buonase Nasal Sproy very very effective in all types of allergic rhinitis. Especially in "seasonal allergy rhinitis". Fluticasone alone or azelast alone also has been tried. But sing drug was not effective as compared with the combination of both in "buonase Nasal Sproy".
 So I hereby strongly recommen buonase nasal Sproy for allergic rhin

डॉ. प्रसाद रा. जवळेकर
 कृष्णा जनरल हॉस्पिटल
 गव्हाण रोड, पी. सी. एम. टी. चौक, भोसली,
 पुणे ४११०३२. टि. २७५२२५१६

Prasad R. Jawalekar

DR. PRASAD JAWALEKAR M.S (E.N.T)

Reg.no.071882

Krishna General Hospital

Gavhane building, P.C.M.T Chowk,

Bhosari,Pune 411039. ☎ 27129516

Time: eve. 5-00 to 8-00

SUNDAY CLOSED

☎02132-(Hosp.)244766 (R)243969

E.N.T Specialist

Dhanvantari E.N.T.Hospital

Khodad Road, Narayangaon,

Taluka Junnar, Dist. Pune 410504

I have prescribed "Duonase Nasal spray" for 258 patients since Aug 2004 to Aug 2005. And I found that Duonase Nasal Spray very very effective in all types of allergic rhinitis. Especially in "Seasonal allergic rhinitis", Fluticasone alone or azelastine alone also has been tried. But single drug was not effective as compared with the combination of both i.e. "Duonase Nasal Spray".

So I hereby strongly recommend Duonase Nasal Spray for allergic rhinitis.

Confidential

No: 25469



Dr. Manish Munjal

M.B.B.S., M.S. Diploma of National Board (ENT), M.N.A.M.S.
D.H.A., D.N.D., D.N.A., D.T.M., D.M.S.

EAR - NOSE - THROAT AND HEAD-NECK SURGEON

Ph.: 2300182
Mobile : 98551-23462
E-mail : mmunjat@glide.net.in

Consultant Otorhinolaryngology & Head-Neck Services
Daryanand Medical College & Hospital, Ludhiana
Formerly Consultant Christian Medical College
and Brown Hospital, Ludhiana.

Clinic-cum-Residence
52-C, Udham Singh Nagar,
Adj. P.A.U. Gate No. 4,
Next to Lions Bhawan, Ludhiana

Dr.

Dr.

Dr.

Dr.

Dr.

Dr.

I have been using nasal sprays from
The year 1993, ever since I joined my
^{Shro. Shilp}
Present institution. I have used beclomethasone,
budesonide, Azelastine, fluticasone,
mometasone, with oral antihistamines ^{Antihistamine Treatment}
down the line till date.

Dr.

Dr.

Dr.

The present combination spray of \approx weak
(non sedating component) Azelastine and
fluticasone (steroidal component) ^{Success Consult:} is comp
by itself in my patients of chronic
simple rhinitis; following nasal & sinus
polypsis surgery and those awaiting
the surgery or unfit for surgery.

Dr.

Dr.

Dr.

There is a response noted within a week
 Δ in a few patients but the maximum

[Handwritten signature and notes in the left margin]

Consultations: Evening 2.30 P.M. to 5.30 P.M. 5.30 P.M. to 7.30 P.M.
Morning by appointment only: 9.30 to 11.30 P.M.

CONFIDENTIAL

Confidential

Number of patients respond very well after three weeks of therapy.

Recurrences of polyposis after functional endoscopic sinus surgery is markedly reduced. Eye itching, crusting and nasal bleed as noted with earlier preparations is not noted to that much extent of course caution/avoidance in diabetic and hypertensive patients is required for fear of worsening or inducing a fungal pathology. (Though have not found much literature on this issue on the net)

The combination therapy (DuoNase) is gradually tapered off by me in two to three months time.

Occasionally, usage is not advised. The entire bottle must be finished for having the best of results.

Hoping the future is bright for this combination and no one signs up a some contradiction or side effect.

DR. MANISH MUNJAL

I have been using nasal sprays from the year 1993, ever since I joined my present institution. I have used Beclomethasone, Budesonide, Azelastine, Fluticasone, Mometasone, with oral antihistamines down the line till date.

The present combination spray of a weak (non sedating component) Azelastine and fluticasone (steroid component) is complete by itself in my patients of chronic simple rhinitis following nasal + sinus polyposis surgery and those unwilling for surgery or unfit for surgery.

There is a response noted within a week in a few patients but the maximum number of patients respond very well after three weeks of therapy.

Recurrences of polyposis after functional endoscopic sinus surgery is markedly reduced. Eye itching, crusting and nasal bleed as noted with earlier preparations is not noted to that much extent of course caution/avoidance in diabetic and hypertensive patients is required for fear of worsening or inducing and fungal pathology (though have not found much literature on the issue on the net).

The combination Therapy (DUONASE) is gradually tapered off by me in two to three months time.

Occasionally usage is not advised. The entire bottle must be finished for having the best of results.

Hoping the future is bright for this combination and no one digs up some contra indication or side effect of this indication.



VATS E.N.T. CENTRE

(दिल्ली सरकार द्वारा पंजीकृत)

698/5, Yamuna Vihar Road, (Road No. 68), Mayapuri, Delhi-110053

: 229111

Ph. : 229168

: 229111

Dr. Suresh Vats

M.B.B.S., M.S. (ENT)
CONSULTANT EAR, NOSE & THROAT SURGEON
Formerly ENT Surgeon
ST. STEPHEN'S HOSPITAL
LNJP & GB PANT HOSPITAL

डॉ० सुरेश वत्स

एम.बी.बी.एस., एम.एस. (ई.एन.टी.)

कान, नाक व गला रोग विशेषज्ञ एवं सर्जन
समय : सुबह 10 से 1 तक शाम 6 से 9 तक

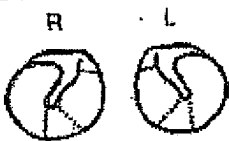
Reliable Yes/No. S. No. (रविवार अवकाश)

Name Age & Sex Resi. Date AN

श्रवण की कौशल Audiometry एवं Speech Therapy
रवि. सुन. सुक सुक 10 से 1 प कान श्रवण 7 से 8 को
P.T. Audiogram/Hearing Assessment
Allos Audiogram
Hearing Aids Test
Speech Assessment
Speech Therapy
Caly-to Test
Impedance

No TLC, DLD, B.T., C.T.
ESR, Mx-Tau
Blood Sugar R.F.Ps, Blood Urea
Uric Acid, Mjo
Prothrombin Time Platelet Count
HBeAg, HBV I & II
AEC IgE, Nasal smear for Entrophth
VDRL, ABLS Thro
T3 T4 TSH
Cytology / smear for AFP
Throat/Esoph/Ear/Anus C & B
Biops - ure & cyst
FNAC

X-Ray Maxilla - Lat. Oblique(BA) Towns
X-Ray PNS - Waters
X-Ray Naso-Pharyngo-nasal (Naso-nal)
X-Ray Neck soft Tissue - Lateral
X-Ray cervical spine - Lat. & A.P.
X-Ray - Stenoid Pigeons (B.Lateral)
X-Ray Occipital view for of mouth
X-Ray - Subnasal/Sinusal region - Lat. Pt. - Lt
X-Ray - Internal Auditory Meatus
X-Ray T.M. Joint Lat. Open & closed Jaw
X-Ray - Mandible - Lateral
X-Ray Skull - AP - Lateral
X-Ray - Chest P.A. View
Barium Swallow
C.T. Scan - PNS - Coronal 3 mm cuts
C.T. Scan - Temporal bone
C.T. Scan - Neck - Head
E.C.G.



Rinne's
Weber's

I/L Exa.:



Right Left



*Diagnosis nasal spray
is unique & distinct for
few available nasal sprays
due to it- Combined Ant
allergic & antirhyflawater
properties. It is an exci
product, effective in the
of Allergies & Allergic
Rhinitis with or wit.
Concomitant - Hypertension*

Allergy. Worth trying to use in certain patients with oral antihistamine may be having

17/8/08
Dr. SURESH VAIYS
M.S. ENT &
Sr. CONSULTANT EAR, NOSE &
THROAT SURGEON
Reg. No. MCI-2106, DMC-1712
69B/5, Road No. 66, Malabar, Delhi-53



Dr. SURESH VATS

Duonase Nasal spray is unique & distinct from other available nasal sprays due to its combined Anti-allergic & anti-inflammatory properties. It is an excellent product, effective in majority of patients with allergic Rhinitis with or without concomitant Bronchial Allergy. Worth Trying. Safe to use in certain patients where oral antihistamine may be harmful.

डॉ. बी. बी. माथुर
एम.डी.

Dr. B. B. Mathur
M.D.

वरिष्ठ विशेषज्ञ एवं एसोसिएट प्रोफेसर
चेष्ट एवं टी.बी. विभाग
सरदार पटेल मेडिकल कॉलेज, बीकानेर
RMC No. 7458

Senior Consultant & Associate Professor
Chest & T.B., Hospital
S.P. Medical College, BIKANER
☎ Hos. : 0151-2226333, Res. 0151-2528789

Ref No.

Date... 17/8/05

Duonase Nasal Spray is highly effective in controlling symptoms and subsequent relapse in patients of Allergic Rhinitis. I have used this product in many patients and due to its efficacy it gives confidence to patients & it takes care of symptoms due to rapid onset of action and long lasting relief due to anti-inflammatory activity.

डॉ. बी. बी. माथुर
वरिष्ठ विशेषज्ञ
सी. सी. एवं टी.बी. विभाग
सरदार पटेल मेडिकल कॉलेज
बीकानेर (राज.)

निवास-III/7, मेडिकल कॉलेज कैंपस, नागनेधीजी रोड, बीकानेर 334003 ☎ 0151-2528789
Res. : III/7, Medical College Campus, Nagnechiji Road, Opposite Swimming Pool, BIKANER ☎ 0151-2528789



Dr. B.B. MATHUR

Duonase Nasal spray is highly effective in controlling symptoms and subsequent relapse in patients of Allergic Rhinitis. I have used this product in many patients and due to its efficacy it gives confidence to patients as it take care symptoms due to rapid onset of action and long lasting relief due to anti-inflammatory action.



Cipla

Therapeutic Index

Nasal Preparations

Duonase Nasal Spray

Azelastine hydrochloride & Fluticasone propionate

Each spray delivers

Azelastine hydrochloride BP 140 mcg
 Fluticasone propionate BP 50 mcg

Composition

Fluticasone propionate BP 0.0357% w/v
 Azelastine Hydrochloride BP 0.10% w/v
 Benzalkonium Chloride NF 0.01% w/v
 (as preservative)
 Phenyl Ethyl alcohol USP 0.25% v/v
 (as preservative)

Description

Duonase is an antihistamine-corticosteroid combination available as a metered spray formulation for intranasal administration. It contains azelastine hydrochloride, which is a generation H 1 receptor antagonist with potent topical activity and fluticasone propionate, synthetic corticosteroid with anti-inflammatory properties.

Pharmacology

As Duonase is a combination of Azelastine and Fluticasone; the pharmacological properties of both the molecules are given separately.

Pharmacology of Azelastine Hydrochloride

Azelastine hydrochloride, a phthalazinone derivative, exhibits histamine H 1 -receptor antagonist activity in isolated tissues, animal models, and humans. The major metabolite, desmethylazelastine, also possesses H 1 -receptor antagonist activity.

Pharmacokinetics and Metabolism

After intranasal administration, the systemic bioavailability of azelastine hydrochloride is approximately 40%. Maximum plasma concentrations (C_{max}) are achieved in 2-3 hours. In both intravenous and oral administration, the elimination half-life, steady-state volume of distribution, and plasma clearance are 22 hours, 14.5 L/kg, and 0.5 L/h/kg, respectively. Approximately 75% of an oral dose of radiolabeled azelastine hydrochloride was excreted in feces with less than 10% as unchanged azelastine. Azelastine is oxidatively metabolized to its principal active metabolite, desmethylazelastine, by the cytochrome P450 enzyme system. Specific P450 isoforms responsible for the biotransformation of azelastine have not been identified; however, clinical interaction studies with the known CYP3A4 inhibitor erythromycin failed to demonstrate a pharmacokinetic interaction. In a multiple-dose, steady-state drug interaction study in normal volunteers, cimetidine (400 mg twice daily), a nonspecific P450 inhibitor, raised orally administered mean azelastine (4 mg twice daily) concentrations by approximately 65%.

The major active metabolite, desmethylazelastine, was not measurable (below assay limit) after single-dose intranasal administration of azelastine hydrochloride. After intranasal dosing of azelastine hydrochloride to steady-state, plasma concentrations of desmethylazelastine were

from 20-50% of azelastine concentrations. When azelastine hydrochloride is administered desmethylazelastine has an elimination half-life of 54 hours. Limited data indicate that the metabolite profile is similar when azelastine hydrochloride is administered via the intranasal oral route.

Pharmacology of Fluticasone Propionate

Fluticasone propionate is a synthetic, trifluorinated corticosteroid with anti-inflammatory activity.

In preclinical studies, fluticasone propionate revealed progesterone-like activity similar to natural hormone. However, the clinical significance of these findings in relation to the low levels is not known.

The precise mechanism through which fluticasone propionate affects allergic rhinitis symptoms is not known. Corticosteroids have been shown to have a wide range of effects on multiple cell types (e.g., mast cells, eosinophils, neutrophils, macrophages, and lymphocytes) and mediators (e.g., histamine, eicosanoids, leukotrienes, and cytokines) involved in inflammation.

Pharmacokinetics:

Absorption: Fluticasone propionate delivered by the intranasal route has an absolute bioavailability averaging less than 2%. After intranasal treatment of patients with allergic rhinitis for 3 weeks, fluticasone propionate plasma concentrations were above the level of detection (100 pg/mL) only when recommended doses were exceeded and then only in occasional samples with low plasma levels. Due to the low bioavailability by the intranasal route, the majority of the pharmacokinetic data was obtained via other routes of administration. Studies using oral doses of radiolabeled drug have demonstrated that fluticasone propionate is highly extracted from plasma and absorption is low. Oral bioavailability is negligible, and the majority of the circulating radioactivity is due to an inactive metabolite.

Distribution: Following intravenous administration, the initial disposition phase for fluticasone propionate was rapid and consistent with its high lipid solubility and tissue binding. The volume of distribution averaged 4.2 L/kg.

The percentage of fluticasone propionate bound to human plasma proteins averaged 91% with no obvious concentration relationship. Fluticasone propionate is weakly and reversibly bound to erythrocytes and freely equilibrates between erythrocytes and plasma. Fluticasone propionate is not significantly bound to human transcortin.

Metabolism: The total blood clearance of fluticasone propionate is high (average, 1,000 mL/min), with renal clearance accounting for less than 0.02% of the total. The only circulating metabolite detected in man is the 17(beta)-carboxylic acid derivative of fluticasone propionate, which is formed through the cytochrome P450 3A4 pathway. This inactive metabolite had 1/1000 affinity (approximately 1/2,000) than the parent drug for the glucocorticoid receptor of human cytosol in vitro and negligible pharmacological activity in animal studies. Other metabolites detected in vitro using cultured human hepatoma cells have not been detected in man.

Elimination: Following intravenous dosing, fluticasone propionate showed polyexponential kinetics and had a terminal elimination half-life of approximately 7.8 hours. Less than 5% of a radiolabeled oral dose was excreted in the urine as metabolites, with the remainder excreted in the feces as parent drug and metabolites.

Indications

Duonase is indicated for the management of symptoms of allergic rhinitis once the need for an antihistamine and corticosteroid has been established. It is recommended to treat **moderate to severe persistent symptoms** in adults above 12 years. For children above 5 years of age, **Duonase** is recommended for **severe symptoms** of allergic rhinitis. **Duonase** can also be used for treating non-allergic vasomotor rhinitis in adults and children 12 years of age and older.

Dosage And Method of Administration

Adults and children 5 years and older: 1 spray/nostril twice daily

The recommended dosage should not be exceeded. Not recommended for use in children under 5 years.

Contact Us

Essential Update

- News Update
- HIV/AIDS Update
- Respiratory Update
- Cardiology Update
- Infection Update
- Neurology Update
- Ophthalmology Update
- Disease of the month
- Medical Slides
- Conferences

Therapeutic Index

- Cipla
- Cipla Omnicare

New Introductions

- Internationally
- Cipla
- Protec

Essential Reading

- Publications
- Patient help
- Treatment guidelines

Search:

www

www.cipladoc.com

Contraindications

Duonase is contraindicated in patients with or known hypersensitivity to azelastine hydroc or fluticasone propionate or any of the components of the preparation.

Warnings and Precautions

- Concurrent use of this combination with alcohol or other CNS depressants or othe antihistamines should be avoided as additional reductions in alertness and additio impairment of CNS performance may occur due to azelastine.
- The replacement of a systemic corticosteroid with a topical corticosteroid can be accompanied by signs of adrenal insufficiency. Some patients may experience sy of withdrawal e.g. joint and/or muscular pain, lassitude and depression.
- The concomitant use of an intranasal corticosteroid with other corticosteroids coul increase the risk of signs or symptoms of hypercorticism and/ or suppression of th axis. Therefore the combination should be used cautiously in patients with other pathological conditions requiring steroids.
- Intranasal corticosteroids may cause a reduction in growth velocity when administ higher dose. The recommended dosage of **Duonase** should not be exceeded.
- Special care is needed in patients with lung tuberculosis and fungal and viral infec Children who are on immunosuppressant drugs are more susceptible to infections healthy children. Chicken pox and measles for example can have a more serious a fatal course in children on immunosuppressant corticosteroids.
- During long term therapy, monitoring of hematological and adrenal function is adv
- In clinical studies with intranasal fluticasone propionate, the development of locali infections of the nose and the pharynx with *Candida albicans* has been seen rarel such an infection develops, it may require treatment with appropriate local therapy discontinuation of the treatment with **Duonase** is advised

Drug Interactions

The use of **Duonase** in patients taking concurrent drugs, which are potent inhibitors of tl cytochrome 450 3A4 system eg. Ketoconazole and protease inhibitors such as ritonavir r associated with increased systemic exposure of fluticasone.

Pregnancy

The combination should be used during pregnancy only if the potential benefit justifies the potential risk to the fetus.

Lactation

It is not known whether azelastine hydrochloride or fluticasone propionate is excreted in h milk. Hence, caution should be exercised while prescribing this combination to nursing mc

Undesirable Effects

The most likely side effects with this combination are headache, somnolence, pharyngitis, epistaxis, nasal burning/irritation, nausea, vomiting, cough, taste disturbance. The combir may produce a bitter taste, which may lead to occasional nausea. Bitter taste disappears sometime.

Shelf Life

2 years

Storage and Handling Instructions

Store below 30 °C.
Do not refrigerate.
Protect from direct sunlight.

Packaging Information

Duonase Nasal Spray
Sales pack contains 70 metered doses

Last Updated: M

[News Updates](#) | [Cardiology Update](#) | [Infection Update](#) | [Treatment Guidelines](#)
[Respiratory Update](#) | [Neurology Update](#) | [Ophthalmology Update](#) | [Medline](#) |
[Medical Slides](#) | [Patient Help](#) | [Conferences](#) | [Forum](#) | [Medical Quiz](#) | [New Introdu](#)
[Disease of the Month](#) | [Interesting Links](#) | [New Introductions Internationally](#) | [Car](#)
[Therapeutic Index](#) | [Cipla.com](#) | [Contact](#)

Site best viewed in IE ver 4 + @ 800 x 600 resolution
Copyright © 2000, All rights reserved.

Site designed and maintained by [Thatz It Productions](#)

Sr. No	TEST	FLUTICASONE PROPIONATE AQUEOUS NASAL SPRAY	
1	ASSAY	Preparation of Mobile Phase	Acetonitrile, Ammonium phosphate buffer pH 3.5 and methanol in the ratio of 15:35:50.
		Column	A stainless steel column 15 cm X 4.6 mm internal diameter packed with octadecylsilyl silica gel for chromatography (5 µm)
		Flow rate	About 1.5 ml/min
		Detection wavelength	239nm
		Column oven temperature	40°C
		Retention time	About 6.5minutes
		Run time	10 minutes
		Injection volume	100µl of each solution
		Diluent	Mobile Phase
		Standard preparation	1ppm Fluticasone propionate
		Sample preparation	1ppm Fluticasone propionate
		2	RELATED SUBSTANCES
Preparation of Mobile Phase B	Water, methanol and Orthophosphoric acid (97: 3: 0.1)		
Column	15 cm X 4.6mm column that contains 5µ packing L1 with guard column 50mm X 4.6mm, 5µ packing L1		
Flow rate	1.5 ml/min		
Detection wavelength	239nm		
Column oven temperature	40°C		
Run time	70 minutes		
Injection volume	100µl		
Diluent	Distilled Water: Acetonitrile (50:50)		
Standard preparation	100ppm Fluticasone propionate		
Reference preparation	1ppm Fluticasone propionate		
Sample preparation	100ppm Fluticasone propionate		
Impurities monitored	Fluticasone acid propionate		
	Fluticasone acetate		
	S-methyl Fluticasone		
	Chloro Fluticasone		
	Iodo Fluticasone		

Sr. No	TEST	AZELASTINE HYDROCHLORIDE NASAL SPRAY	
1	ASSAY	Preparation of Mobile Phase	Methanol, Ammonium phosphate Buffer and Acetonitrile in the ratio of (450:400:150), 1ml of Triethylamine, pH = 5.0
		Column	Octadecylsilyl C18, 25 cm X 4.6mm, 5µm column
		Flow rate	About 1.2 ml/min
		Detection wavelength	290nm
		Column oven temperature	25°C
		Retention time	About 6.0 minutes
		Run time	10.0 minutes
		Injection volume	20µl
		Diluent	Buffer : Acetonitrile: Methanol (350:350:300)
		Standard preparation	50ppm Azelastine HCl
		Sample preparation	50ppm Azelastine HCl
		2	RELATED SUBSTANCES
Preparation of Mobile Phase B	Ammonium phosphate buffer, Acetonitrile, Methanol in the ratio of (300:300:400); adjust pH to 5.0 with 1ml of triethylamine		
Column	15 cm X 4.6mm column that contains 5µ packing L1 with 20mm X 4.0mm, guard of packing L1.		
Flow rate	1.0ml/min		
Detection wavelength	290nm		
Column oven temperature	40°C		
Run time	60 minutes		
Injection volume	50µl of each solution		
Diluent	Buffer : Acetonitrile: Methanol (350:350:300)		
Standard preparation	250ppm Azelastine HCl		
Reference preparation	2.5ppm Azelastine HCl		
Sample preparation	250ppm Azelastine HCl		
Impurities monitored	N-oxide A		
	N-oxide B		
	Impurity D		

Sr. No	TEST	AZELASTINE HYDROCHLORIDE AND FLUTICASONE PROPIONATE NASAL SPRAY		
1	ASSAY	Preparation of Buffer solution	0.01M Ammonium dihydrogen orthophosphate, pH 3.5 with dilute orthophosphoric acid	
		Preparation of Mobile Phase	Methanol : Buffer solution : Acetonitrile (500 : 350 : 150)	
		Column	C8, 25 cm x 4.6mm, 5µm	
		Flow rate	1.5 ml/min	
		Detection wavelength	239 nm	
		Column oven temperature	40°C	
		Injection volume	20µl	
		Standard preparation	For Azelastine hydrochloride: about 50 ppm For Fluticasone propionate: about 18 ppm	
		Sample preparation	For Azelastine hydrochloride: about 50 ppm For Fluticasone propionate: about 18 ppm	
		2	RELATED SUBSTANCES	
Preparation of Mobile Phase A	0.01M Ammonium dihydrogen phosphate, pH 3.5 with orthophosphoric acid			Acetonitrile, Methanol and orthophosphoric acid (970 :30:0.5)
Preparation of Mobile Phase B	Acetonitrile and Methanol (1:1)			Water, Methanol and orthophosphoric acid (970 :30:0.5)
Column	C18, 25cm x 4.6mm, 5µm			C18, 25cm x 4.6mm, 5µm
Flow rate	1.0ml/min			1.0ml/min
Detection wavelength	239nm			239nm
Column oven temperature	40°C			40°C
Injection volume	10µl of each solution			20µl of each solution
Diluent	Methanol			Mobile phase A
Standard preparation	About 500 ppm Azelastine HCl			About 175 ppm Fluticasone Propionate
Reference preparation	About 1 ppm Azelastine HCl			About 0.175 ppm Fluticasone Propionate
Sample preparation	About 500 ppm Azelastine HCl			About 178.5 ppm Fluticasone Propionate
Impurities monitored	1-methyl-4-2-(benzolyhydrazino) azepan			Impurity A - 6α,9-difluoro-11β-hydroxy-16α-methyl-3-oxo-17-(propanoyloxy) androsta-1,4-diene-17β-carboxylic acid
		Impurity B - [[6α,9-difluoro-11β-hydroxy-16α-		

				yl]carbonyl]sulphenic acid
				Impurity C - 6 α ,9-difluoro-17-[[[(fluoromethyl) sulphanyl]carbonyl]-11 β -hydroxy-16 α -methyl-3-oxoandrosta-1,4-dien-17 α -yl acetate
				Impurity D - 6 α ,9-difluoro-17-[[[(methylsulphanyl)carbonyl]-11 β -hydroxy-16 α -methyl-3-oxoandrosta-1,4-dien-17 α -yl propanoate
				Impurity E - 6 α ,9-difluoro-17-[[[(fluoromethyl)sulphanyl]carbonyl]-11 β -hydroxy-16 α -methyl-3-oxoandrost-4-en-17 α -yl propanoate
				Impurity F - 6 α ,9-difluoro-17-[[[(fluoromethyl)sulphanyl]carbonyl]-16 α -methyl-3,11-dioxoandrosta-1,4-dien-17 α -yl propanoate
				Impurity G - 6 α ,9-difluoro-17-[[[(fluoromethyl)sulphanyl]carbonyl]-11 β -hydroxy-16 α -methyl-3-oxoandrosta-1,4-dien-17 α -yl 6 α ,9-difluoro-11 β ,17-dihydroxy-16 α -methyl-3-oxoandrosta-1,4-diene-17 β -carboxylate
				Impurity H - 17,17'-(disulphanediyl)dicarbonyl) bis(6 α ,9-difluoro-11 β -hydroxy-16 α -methyl-3-oxoandrosta-1,4-dien-17 α -yl) dipropanoate
				Impurity I - 7,17'-(trisulphanediyl dicarbonyl)bis(6 α ,9-difluoro-11 β -hydroxy-16 α -methyl-3-oxoandrosta-1,4-dien-17 α -yl) dipropanoate

Sr. No	TEST	BUDESONIDE NASAL SPRAY	
1	ASSAY	Preparation of Mobile Phase	Acetonitrile : Distilled water (65 : 35)
		Column	C18, 25 cm x 4.6mm, 5µm
		Flow rate	2.0 ml/min
		Detection wavelength	242 nm
		Column oven temperature	25°C
		Run time	5 minutes
		Injection volume	20µl
		Diluent	Mobile phase
		Standard preparation	20 ppm
		Sample preparation	20 ppm
		2	RELATED SUBSTANCES
Column	Octadecylsilicagel C18, 25cm x 4.6, 5µm		
Flow rate	1.5ml/min		
Detection wavelength	240nm		
Column oven temperature	25°C		
Run time	60 minutes		
Injection volume	20µl of each solution		
Diluent	Acetonitrile and mobile phase		
Standard preparation	320ppm		
Reference preparation	3.2ppm		
Sample preparation	320ppm		
Impurities monitored	Desonide (Imp F as per Ph Eur)		
	21 - Dehydrobudesonide epimer I (Imp D as per USP)		
	21 - Dehydrobudesonide epimer II (Imp D as per USP)		

Sr. No	TEST	AZELASTINE + BUDESONIDE NASAL SPRAY			
1	ASSAY	Preparation of Mobile Phase B	0.01M Ammonium phosphate Buffer, Acetonitrile and methanol (300:300: 400)		
		Column:	C18, 25 cm x 4.6mm column that contains 5µ packing		
		Flow rate:	1.0 ml/min		
		Detection wavelength:	242nm		
		Column oven temperature:	45°C		
		Run time:	9 minutes		
		Injection volume:	20µl		
		Diluent	Buffer, Acetonitrile and methanol (350:350: 300)		
		Standard preparation	20ppm Azelastine	10ppm Budesonide	
		Sample preparation	20ppm Azelastine	9.3ppm Budesonide	
2	RELATED SUBSTANCES	Preparation of Mobile Phase A	Buffer, Acetonitrile and methanol (51:14: 35)+1 ml of TEA /litre----- pH 5.0 with Orthophosphoric acid		
		Preparation of Mobile Phase B	Buffer, Acetonitrile and methanol (30:30: 40)+1 ml of TEA /litre----- pH 5.0 with Orthophosphoric acid		
		Buffer	1.15 gm Ammonium dihydrogen ortho phosphate----->1000 ml Distilled water		
		Column:	C18, 15 cm X 4.6mm column that contains 5µ packing with C18 guard column		
		Flow rate:	1.0 ml/min		
		Detection wavelength:	254nm		
		Column oven temperature:	40°C		
		Run time:	70 minutes		
		Injection volume:	50µl		
		Diluent	Buffer, Acetonitrile and methanol (35:35: 30)		
		Standard preparation	250ppm Azelastine	100ppm Budesonide	
		Reference preparation	2.5ppm Azelastine	1ppm Budesonide	
		Sample preparation	250ppm Azelastine	117ppm Budesonide	
		Impurities monitored	N-oxide A impurity of Azelastine		
			N-oxide B impurity of Azelastine		
			Impurity D of Azelastine		
			Impurity D of Budesonide (as per Ph Eur.)		
Impurity A of Budesonide (as per Ph Eur.)					
Impurity B of Budesonide (as per Ph Eur.)					
Impurity F of Budesonide (as per Ph Eur.)					
Impurity E of Budesonide (as per Ph Eur.)					
Impurity G of Budesonide (as per Ph Eur.)					

Electronic Patent Application Fee Transmittal

Application Number:	10518016
Filing Date:	06-Jul-2005
Title of Invention:	Combination of azelastine and steroids
First Named Inventor/Applicant Name:	Amar Lulla
Filer:	Rodney B. Carroll/Linda Kerrick
Attorney Docket Number:	PAC/20632 US (4137-04700)

Filed as Large Entity

U.S. National Stage under 35 USC 371 Filing Fees

Description	Fee Code	Quantity	Amount	Sub-Total in USD(\$)
Basic Filing:				
Pages:				
Claims:				
Miscellaneous-Filing:				
Petition:				
Patent-Appeals-and-Interference:				
Post-Allowance-and-Post-Issuance:				
Extension-of-Time:				
Extension - 2 months with \$0 paid	1252	1	490	490

Description	Fee Code	Quantity	Amount	Sub-Total in USD(\$)
Miscellaneous:				
Submission- Information Disclosure Stmt	1806	1	180	180
Total in USD (\$)				670

Electronic Acknowledgement Receipt

EFS ID:	8487591
Application Number:	10518016
International Application Number:	
Confirmation Number:	4912
Title of Invention:	Combination of azelastine and steroids
First Named Inventor/Applicant Name:	Amar Lulla
Customer Number:	30652
Filer:	Rodney B. Carroll/Linda Kerrick
Filer Authorized By:	Rodney B. Carroll
Attorney Docket Number:	PAC/20632 US (4137-04700)
Receipt Date:	24-SEP-2010
Filing Date:	06-JUL-2005
Time Stamp:	19:02:59
Application Type:	U.S. National Stage under 35 USC 371

Payment information:

Submitted with Payment	yes
Payment Type	Deposit Account
Payment was successfully received in RAM	\$670
RAM confirmation Number	5530
Deposit Account	501515
Authorized User	

File Listing:

Document Number	Document Description	File Name	File Size(Bytes)/ Message Digest	Multi Part /.zip	Pages (if appl.)
-----------------	----------------------	-----------	-------------------------------------	------------------	------------------

1		092410_ResponsetoFinalOA.pdf	855207 f63a077204847ca05cdb4dd57a061f62b8a b2cdb	yes	32
Multipart Description/PDF files in .zip description					
	Document Description		Start	End	
	Amendment After Final		1	1	
	Claims		2	8	
	Applicant Arguments/Remarks Made in an Amendment		9	32	
Warnings:					
Information:					
2	Information Disclosure Statement (IDS) Filed (SB/08)	092410_IDS.pdf	817083 4497d3c13482a22a6607f47de3f883e4e54a 7238	no	4
Warnings:					
Information:					
3	NPL Documents	HODGES_Antimicrobial.pdf	124468 30c5de52dc3c7936381c2e5297ab97f71c7 c9e3	no	3
Warnings:					
Information:					
4	NPL Documents	HERRERO_Preservatives.pdf	38317 a87e016c663fa6e655083d6d02aa9bb483e d2358	no	2
Warnings:					
Information:					
5	NPL Documents	JOHNSON_Development.pdf	176277 1366a2c655967b4710273ce704739c994fc b425	no	6
Warnings:					
Information:					
6	Rule 130, 131 or 132 Affidavits	ExecutedInventorDeclarationWithAllExhibits.pdf	800299 343f6401a21980dfb6325689b02acc75c60 d0e97	no	29
Warnings:					
Information:					
7	Fee Worksheet (PTO-875)	fee-info.pdf	32303 261eee0e700d08885584aab86a3325b3f5a 6ec6e	no	2
Warnings:					
Information:					
Total Files Size (in bytes):			2843954		

This Acknowledgement Receipt evidences receipt on the noted date by the USPTO of the indicated documents, characterized by the applicant, and including page counts, where applicable. It serves as evidence of receipt similar to a Post Card, as described in MPEP 503.

New Applications Under 35 U.S.C. 111

If a new application is being filed and the application includes the necessary components for a filing date (see 37 CFR 1.53(b)-(d) and MPEP 506), a Filing Receipt (37 CFR 1.54) will be issued in due course and the date shown on this Acknowledgement Receipt will establish the filing date of the application.

National Stage of an International Application under 35 U.S.C. 371

If a timely submission to enter the national stage of an international application is compliant with the conditions of 35 U.S.C. 371 and other applicable requirements a Form PCT/DO/EO/903 indicating acceptance of the application as a national stage submission under 35 U.S.C. 371 will be issued in addition to the Filing Receipt, in due course.

New International Application Filed with the USPTO as a Receiving Office

If a new international application is being filed and the international application includes the necessary components for an international filing date (see PCT Article 11 and MPEP 1810), a Notification of the International Application Number and of the International Filing Date (Form PCT/RO/105) will be issued in due course, subject to prescriptions concerning national security, and the date shown on this Acknowledgement Receipt will establish the international filing date of the application.

Under the Paperwork Reduction Act of 1995, no persons are required to respond to a collection of information unless it displays a valid OMB control number.

PATENT APPLICATION FEE DETERMINATION RECORD Substitute for Form PTO-875	Application or Docket Number 10/518,016	Filing Date 07/06/2005	<input type="checkbox"/> To be Mailed
---	---	----------------------------------	---------------------------------------

APPLICATION AS FILED – PART I			OTHER THAN SMALL ENTITY			
FOR	(Column 1) NUMBER FILED	(Column 2) NUMBER EXTRA	SMALL ENTITY <input type="checkbox"/>	OR	SMALL ENTITY	
<input checked="" type="checkbox"/> BASIC FEE (37 CFR 1.16(a), (b), or (c))	N/A	N/A	N/A		N/A	300
<input type="checkbox"/> SEARCH FEE (37 CFR 1.16(k), (l), or (m))	N/A	N/A	N/A		N/A	
<input type="checkbox"/> EXAMINATION FEE (37 CFR 1.16(o), (p), or (q))	N/A	N/A	N/A		N/A	
TOTAL CLAIMS (37 CFR 1.16(i))	minus 20 =	*	X \$ =	OR	X \$ =	
INDEPENDENT CLAIMS (37 CFR 1.16(h))	minus 3 =	*	X \$ =		X \$ =	
<input type="checkbox"/> APPLICATION SIZE FEE (37 CFR 1.16(s))	If the specification and drawings exceed 100 sheets of paper, the application size fee due is \$250 (\$125 for small entity) for each additional 50 sheets or fraction thereof. See 35 U.S.C. 41(a)(1)(G) and 37 CFR 1.16(s).					
<input type="checkbox"/> MULTIPLE DEPENDENT CLAIM PRESENT (37 CFR 1.16(j))						
* If the difference in column 1 is less than zero, enter "0" in column 2.						
			TOTAL		TOTAL	300

APPLICATION AS AMENDED – PART II					OTHER THAN SMALL ENTITY				
	(Column 1)	(Column 2)	(Column 3)		SMALL ENTITY	OR	SMALL ENTITY		
AMENDMENT	09/24/2010	CLAIMS REMAINING AFTER AMENDMENT	HIGHEST NUMBER PREVIOUSLY PAID FOR	PRESENT EXTRA	RATE (\$)		RATE (\$)	ADDITIONAL FEE (\$)	
	Total (37 CFR 1.16(i))	* 33	Minus	** 51	= 0	X \$ =	OR	X \$52=	0
	Independent (37 CFR 1.16(h))	* 4	Minus	***6	= 0	X \$ =	OR	X \$220=	0
	<input type="checkbox"/> Application Size Fee (37 CFR 1.16(s))						OR		
<input type="checkbox"/> FIRST PRESENTATION OF MULTIPLE DEPENDENT CLAIM (37 CFR 1.16(j))						OR			
					TOTAL ADD'L FEE		TOTAL ADD'L FEE	0	

	(Column 1)	(Column 2)	(Column 3)		SMALL ENTITY	OR	SMALL ENTITY	
AMENDMENT		CLAIMS REMAINING AFTER AMENDMENT	HIGHEST NUMBER PREVIOUSLY PAID FOR	PRESENT EXTRA	RATE (\$)		RATE (\$)	ADDITIONAL FEE (\$)
	Total (37 CFR 1.16(i))	*	Minus	**	=	X \$ =	OR	X \$ =
	Independent (37 CFR 1.16(h))	*	Minus	***	=	X \$ =	OR	X \$ =
	<input type="checkbox"/> Application Size Fee (37 CFR 1.16(s))						OR	
<input type="checkbox"/> FIRST PRESENTATION OF MULTIPLE DEPENDENT CLAIM (37 CFR 1.16(j))						OR		
					TOTAL ADD'L FEE		TOTAL ADD'L FEE	

* If the entry in column 1 is less than the entry in column 2, write "0" in column 3.
 ** If the "Highest Number Previously Paid For" IN THIS SPACE is less than 20, enter "20".
 *** If the "Highest Number Previously Paid For" IN THIS SPACE is less than 3, enter "3".

Legal Instrument Examiner:
 /GLORIA TRAMMELL/

The "Highest Number Previously Paid For" (Total or Independent) is the highest number found in the appropriate box in column 1.

This collection of information is required by 37 CFR 1.16. The information is required to obtain or retain a benefit by the public which is to file (and by the USPTO to process) an application. Confidentiality is governed by 35 U.S.C. 122 and 37 CFR 1.14. This collection is estimated to take 12 minutes to complete, including gathering, preparing, and submitting the completed application form to the USPTO. Time will vary depending upon the individual case. Any comments on the amount of time you require to complete this form and/or suggestions for reducing this burden, should be sent to the Chief Information Officer, U.S. Patent and Trademark Office, U.S. Department of Commerce, P.O. Box 1450, Alexandria, VA 22313-1450. DO NOT SEND FEES OR COMPLETED FORMS TO THIS ADDRESS. **SEND TO: Commissioner for Patents, P.O. Box 1450, Alexandria, VA 22313-1450.**

If you need assistance in completing the form, call 1-800-PTO-9199 and select option 2.



UNITED STATES PATENT AND TRADEMARK OFFICE

UNITED STATES DEPARTMENT OF COMMERCE
United States Patent and Trademark Office
Address: COMMISSIONER FOR PATENTS
P.O. Box 1450
Alexandria, Virginia 22313-1450
www.uspto.gov

Table with 5 columns: APPLICATION NO., FILING DATE, FIRST NAMED INVENTOR, ATTORNEY DOCKET NO., CONFIRMATION NO. Includes details for Amar Lulla, CONLEY ROSE, P.C., and examiner BROOKS, KRISTIE LATRICE.

Please find below and/or attached an Office communication concerning this application or proceeding.

The time period for reply, if any, is set in the attached communication.

Office Action Summary	Application No. 10/518,016	Applicant(s) LULLA ET AL.	
	Examiner KRISTIE L. BROOKS	Art Unit 1616	

-- The MAILING DATE of this communication appears on the cover sheet with the correspondence address --

Period for Reply

A SHORTENED STATUTORY PERIOD FOR REPLY IS SET TO EXPIRE 3 MONTH(S) OR THIRTY (30) DAYS, WHICHEVER IS LONGER, FROM THE MAILING DATE OF THIS COMMUNICATION.

- Extensions of time may be available under the provisions of 37 CFR 1.136(a). In no event, however, may a reply be timely filed after SIX (6) MONTHS from the mailing date of this communication.
- If NO period for reply is specified above, the maximum statutory period will apply and will expire SIX (6) MONTHS from the mailing date of this communication.
- Failure to reply within the set or extended period for reply will, by statute, cause the application to become ABANDONED (35 U.S.C. § 133). Any reply received by the Office later than three months after the mailing date of this communication, even if timely filed, may reduce any earned patent term adjustment. See 37 CFR 1.704(b).

Status

- 1) Responsive to communication(s) filed on 23 July 2009.
- 2a) This action is **FINAL**. 2b) This action is non-final.
- 3) Since this application is in condition for allowance except for formal matters, prosecution as to the merits is closed in accordance with the practice under *Ex parte Quayle*, 1935 C.D. 11, 453 O.G. 213.

Disposition of Claims

- 4) Claim(s) 1, 2, 4, 6-22, 25-30, 35-38, 44, 45 and 53-56 is/are pending in the application.
- 4a) Of the above claim(s) _____ is/are withdrawn from consideration.
- 5) Claim(s) _____ is/are allowed.
- 6) Claim(s) 1, 2, 4, 6-22, 25-30, 35-38, 44, 45 and 53-56 is/are rejected.
- 7) Claim(s) _____ is/are objected to.
- 8) Claim(s) _____ are subject to restriction and/or election requirement.

Application Papers

- 9) The specification is objected to by the Examiner.
- 10) The drawing(s) filed on _____ is/are: a) accepted or b) objected to by the Examiner.
Applicant may not request that any objection to the drawing(s) be held in abeyance. See 37 CFR 1.85(a).
Replacement drawing sheet(s) including the correction is required if the drawing(s) is objected to. See 37 CFR 1.121(d).
- 11) The oath or declaration is objected to by the Examiner. Note the attached Office Action or form PTO-152.

Priority under 35 U.S.C. § 119

- 12) Acknowledgment is made of a claim for foreign priority under 35 U.S.C. § 119(a)-(d) or (f).
- a) All b) Some * c) None of:
1. Certified copies of the priority documents have been received.
2. Certified copies of the priority documents have been received in Application No. _____.
3. Copies of the certified copies of the priority documents have been received in this National Stage application from the International Bureau (PCT Rule 17.2(a)).
- * See the attached detailed Office action for a list of the certified copies not received.

Attachment(s)

- | | |
|--|---|
| 1) <input checked="" type="checkbox"/> Notice of References Cited (PTO-892) | 4) <input type="checkbox"/> Interview Summary (PTO-413)
Paper No(s)/Mail Date. _____ |
| 2) <input type="checkbox"/> Notice of Draftsperson's Patent Drawing Review (PTO-948) | 5) <input type="checkbox"/> Notice of Informal Patent Application |
| 3) <input checked="" type="checkbox"/> Information Disclosure Statement(s) (PTO/SB/08)
Paper No(s)/Mail Date <u>7/23/09; 8/7/09</u> . | 6) <input type="checkbox"/> Other: _____ |

Art Unit: 1616

DETAILED ACTION

Status of Application

1. Claims 1, 2, 4, 6-22, 25-30, 35-38, 44-45 and 53-56 are pending. Claims 53-56 are new.
2. Receipt and consideration of Applicants remarks/arguments submitted on July 23, 2009 is acknowledged.
3. Rejections not reiterated from the previous Office Action are hereby withdrawn. The following rejections are either reiterated or newly applied. They constitute the complete set of rejections presently being applied to the instant application.

Claim Rejections - 35 USC § 103

4. The following is a quotation of 35 U.S.C. 103(a) which forms the basis for all obviousness rejections set forth in this Office action:

(a) A patent may not be obtained though the invention is not identically disclosed or described as set forth in section 102 of this title, if the differences between the subject matter sought to be patented and the prior art are such that the subject matter as a whole would have been obvious at the time the invention was made to a person having ordinary skill in the art to which said subject matter pertains. Patentability shall not be negated by the manner in which the invention was made.

The factual inquiries set forth in *Graham v. John Deere Co.*, 383 U.S. 1, 148 USPQ 459 (1966), that are applied for establishing a background for determining obviousness under 35 U.S.C. 103(a) are summarized as follows:

1. Determining the scope and contents of the prior art.
2. Ascertaining the differences between the prior art and the claims at issue.
3. Resolving the level of ordinary skill in the pertinent art.

Art Unit: 1616

4. Considering objective evidence present in the application indicating obviousness or nonobviousness.

5. Claims 1-2, 4, 7-21, 30, 35-38, 44-45, and 53-56 are rejected under U.S.C. 103(a) as being unpatentable over Cramer (EP 0780127).

Applicant claims a pharmaceutical formulation which comprises azelastine, or a pharmaceutically acceptable salt, solvate or physiologically functional derivative thereof and fluticasone, or a pharmaceutically acceptable ester thereof, wherein fluticasone or a pharmaceutically acceptable ester thereof in an amount from about 50micrograms/ml to about 5mg/ml of the formulation.

Determination of the scope and content of the prior art (MPEP 2141.01)

Cramer teaches a nasal spray composition comprising about 0.001 to about 0.2% concentration of a glucocorticosteroid (i.e. beclomethasone, flunisolide, triamcinolone, fluticasone, mometasone, bedusonide and pharmaceutically acceptable salts), 0.01 to about 4% concentration of an antihistamine (i.e. azelastine or pharmaceutically acceptable salt thereof, and an intranasal carrier (see the abstract and page 2 lines 36-45). The composition may contain isotonic agents such as citric acid, boric acid, propylene glycol, etc., thickening agents such as xanthan gum, microcrystalline cellulose, carboxymethyl cellulose, hydroxypropyl cellulose, etc., humectants such as sorbitol, propylene glycol, polyethylene glycol, etc. and preservatives such as

Art Unit: 1616

benzyl alcohol, phenylethyl alcohol, and quaternary ammoniums such as benzalkonium chloride (see page 4 lines 50-58 and page 5 lines 1-22). The composition may contain surfactants such as Polysorbate 80, Octoxynol, etc. (see page 5 lines 11-16). The pH of the composition is from about 4.5 to about 9 (see page 5 lines 57-58). The composition may be formulated into a nasal solution (for use as drops or a spray), a nasal suspension, ointment, or gel (see page 3 lines 43-47). Typically the dosage units may be prepared to deliver 0.5mcg to about 100mcg of the glucocorticoid and 5mcg to about 1000mcg of the antihistamine spray (see page 3 lines 58 and page 4 lines 1-2).

Example III discloses an intranasal pharmaceutical composition prepared by combining the following components utilizing conventional mixing techniques, shown below:

Component	Wgt %
triamcinolone acetonide	0.050
azelastine HCl	0.070
polysorbate 80	0.050
glycerin	2.000
hydroxypropyl methyl cellulose	1.000
sodium chloride	0.500
ethylenediamine tetraacetic acid	0.050
benzalkonium chloride	0.020
distilled water	q.s. to vol.

(see page 6, Example III).

Ascertainment of the difference between the prior art and the claims (MPEP

2141.02)

Cramer does not exemplify a composition comprising azelastine and fluticasone.

**Finding of prima facie obviousness Rational and Motivation (MPEP
2142-2143)**

However, one of ordinary skill in the art would have been motivated to make a composition comprising azelastine and fluticasone because Cramer suggests that the combination of a glucocorticoid (i.e. fluticasone) and an antihistamine (i.e. azelastine) provide improved relief of symptoms associated with seasonal or perennial allergic rhinoconjunctivitis.

Thus, it would have been obvious to one of ordinary skill in the art at the time the claimed invention was made to make a composition comprising azelastine and fluticasone for the purpose of providing intranasal compositions with improved effectiveness in the treatment of seasonal or perennial allergic rhinoconjunctivitis.

Although Cramer does not specifically teach the instantly claimed ester (or salt) forms of fluticasone (i.e. fluticasone valerate or fluticasone propionate), Cramer suggest that fluticasone can be present in a pharmaceutically acceptable salt form. It would have been obvious to one of ordinary skill in the art to utilize fluticasone in any pharmaceutically acceptable salt form that would be therapeutically beneficial to fluticasone. Further, it is known in the art that pharmaceutically acceptable salt forms can include hydrochloride, propionate, valerate salt, etc. (as evidenced by Link et al. US 6,583,180, see column 183 lines 38-67).

Art Unit: 1616

Therefore, the claimed invention would have been *prima facie* obvious to one of ordinary skill in the art at the time the invention was made because the prior art is fairly suggestive of the claimed invention.

7. Claims 22 and 26-27 are rejected under U.S.C. 103(a) as being unpatentable over Cramer (EP 0780127) in view of Modi (US 6,294,153).

Applicant claims a pharmaceutical formulation which comprises azelastine, or a pharmaceutically acceptable salt, solvate or physiologically functional derivative thereof and fluticasone, or a pharmaceutically acceptable ester thereof, wherein fluticasone or a pharmaceutically acceptable ester thereof in an amount from about 50micrograms/ml to about 5mg/ml of the formulation.

Determination of the scope and content of the prior art (MPEP 2141.01)

Cramer teaches a nasal spray composition comprising about 0.001 to about 0.2% concentration of a glucocorticosteroid (i.e. beclomethasone, flunisolide, triamcinolone, fluticasone, mometasone, bedusonide and pharmaceutically acceptable salts), 0.01 to about 4% concentration of an antihistamine (i.e. azelastine or pharmaceutically acceptable salt thereof, and an intranasal carrier (see the abstract and page 2 lines 36-45). The composition may contain isotonic agents such as citric acid, boric acid, propylene glycol, etc., thickening agents such as xanthan gum, microcrystalline cellulose,

Art Unit: 1616

carboxymethyl cellulose, hydroxypropyl cellulose, etc., humectants such as sorbitol, propylene glycol, polyethylene glycol, etc. and preservatives such as benzyl alcohol, phenylethyl alcohol, and quaternary ammoniums such as benzalkonium chloride (see page 4 lines 50-58 and page 5 lines 1-22). The composition may contain surfactants such as Polysorbate 80, Octoxynol, etc. (see page 5 lines 11-16). The pH of the composition is from about 4.5 to about 9 (see page 2 lines 57-58). The composition may be formulated into a nasal solution (for use as drops or a spray), a nasal suspension, ointment, or gel (see page 3 lines 43-47). Typically the dosage units may be prepared to deliver 0.5mcg to about 100mcg of the glucocorticoid and 5mcg to about 1000mcg of the antihistamine spray (see page 3 lines 58 and page 4 lines 1-2).

Example III discloses an intranasal pharmaceutical composition prepared by combining the following components utilizing conventional mixing techniques, shown below:

Component	Wgt %
triamcinolone acetonide	0.050
azelastine HCl	0.070
polysorbate 80	0.050
glycerin	2.000
hydroxypropyl methyl cellulose	1.000
sodium chloride	0.900
ethylenediamine tetraacetic acid	0.050
benzalkonium chloride	0.020
distilled water	q.s. to vol.

(see page 6, Example III).

Ascertainment of the difference between the prior art and the claims (MPEP 2141.02)

Art Unit: 1616

Cramer does not exemplify a nasal composition further comprising a propellant. This deficiency is cured by the teachings of Modi.

Modi teaches aerosol formulations for nasal delivery comprising pharmaceutical agents (i.e. anti-inflammatories, steroids, etc.), water, excipients and a propellant (see the abstract and column 3 lines 30-40). Improved penetration and absorption of the formulations can be achieved by mixing the formulation with propellants such as tetrafluroethane, etc., especially when delivered through aerosol devices (i.e. MDI). (see column 2 lines 5-24).

**Finding of prima facie obviousness Rational and Motivation (MPEP
2142-2143)**

One of ordinary skill in the art would have been motivated to make a composition further comprising a propellant because Modi suggests that adding propellants to nasal formulations can increase penetration and absorption in the nasal cavity.

Thus, it would have been obvious to one of ordinary skill in the art at the time the claimed invention was made to make a composition further comprising a propellant for the purpose of increasing penetration of active formulations into the nasal cavity.

Therefore, the claimed invention would have been *prima facie* obvious to one of ordinary skill in the art at the time the invention was made because the prior art is fairly suggestive of the claimed invention.

Art Unit: 1616

8. Claims 1-2 and 6 are rejected under U.S.C. 103(a) as being unpatentable over Cramer (EP 0780127) in view of Fassberg et al. (US 6,416,743).

Applicant claims a pharmaceutical formulation which comprises azelastine, or a pharmaceutically acceptable salt, solvate or physiologically functional derivative thereof and fluticasone, or a pharmaceutically acceptable ester thereof, wherein fluticasone or a pharmaceutically acceptable ester thereof in an amount from about 50micrograms/ml to about 5mg/ml of the formulation.

Determination of the scope and content of the prior art (MPEP 2141.01)

Cramer teaches a nasal spray composition comprising about 0.001 to about 0.2% concentration of a glucocorticosteroid (i.e. beclomethasone, flunisolide, triamcinolone, fluticasone, mometasone, bedusonide and pharmaceutically acceptable salts), 0.01 to about 4% concentration of an antihistamine (i.e. azelastine or pharmaceutically acceptable salt thereof, and an intranasal carrier (see the abstract and page 2 lines 36-45). The composition may contain isotonic agents such as citric acid, boric acid, propylene glycol, etc., thickening agents such as xanthan gum, microcrystalline cellulose, carboxymethyl cellulose, hydroxypropyl cellulose, etc., humectants such as sorbitol, propylene glycol, polyethylene glycol, etc. and preservatives such as benzyl alcohol, phenylethyl alcohol, and quaternary ammoniums such as benzalkonium chloride (see page 4 lines 50-58 and page 5 lines 1-22). The pH of

Art Unit: 1616

the composition is from about 4.5 to about 9 (see page 2 lines 57-58). The composition may be formulated into a nasal solution (for use as drops or a spray), a nasal suspension, ointment, or gel (see page 3 lines 43-47). Typically the dosage units may be prepared to deliver 0.5mcg to about 100mcg of the glucocorticoid and 5mcg to about 1000mcg of the antihistamine spray (see page 3 lines 58 and page 4 lines 1-2).

Example III discloses an intranasal pharmaceutical composition prepared by combining the following components utilizing conventional mixing techniques, shown below:

Component	Wgt %
fluticasone acetonide	0.050
azelastine HCl	0.070
polyorbata 80	0.050
glycerin	2.000
hydroxypropyl methyl cellulose	1.000
sodium chloride	0.500
ethylenediamine tetraacetic acid	0.050
benzalkonium chloride	0.020
distilled water	q.s. to vol.

(see page 6, Example III).

Ascertainment of the difference between the prior art and the claims (MPEP

2141.02)

Cramer et al. do not teach the instantly claimed formulation comprising azelastine and fluticasone with a particle size of less than 10 μ m. This deficiency is cured by the teachings of Fassberg et al.

Fassberg et al. teach aerosol formulations for nasal administration comprising 1,1,1,2 tetrafluoroethane and a medicament (see the abstract and column 3 lines 2-7). Examples of the medicaments include antihistamines and

Art Unit: 1616

steroids (see column 5 lines 61-66). The particle size of the active compound ranges from 0.1-25 μ m (see column 6 lines 11-15). The formulation may optionally contain an excipient or surfactant (see the abstract).

**Finding of prima facie obviousness Rational and Motivation
(MPEP 2142-2143)**

One of ordinary skill in the art would have been motivated to make a composition comprising azelastine and fluticasone with a particle size of less than 10 μ m because Fassberg et al. nasal compositions comprising antihistamines (e.g. azelastine) or steroids (e.g. fluticasone) can be prepared with a particle size ranging from 0.1-25 μ m, which overlaps with the instantly claimed particle size of less than 10 μ m.

Thus, it would have been obvious to one of ordinary skill in the art at the time the claimed invention was made to make a composition with the instantly claimed particle size range because it is an obvious variation of particle sizes that can be used in the preparation of nasal formulations.

Therefore, the claimed invention would have been *prima facie* obvious to one of ordinary skill in the art at the time the invention was made because the prior art is fairly suggestive of the claimed invention.

9. Claims 1, 25, 28-29 are rejected under U.S.C. 103(a) as being unpatentable over Cramer (EP 0780127) in view of Alfonso et al. (US 6,017,963).

Art Unit: 1616

Applicant claims a pharmaceutical formulation which comprises azelastine, or a pharmaceutically acceptable salt, solvate or physiologically functional derivative thereof and fluticasone, or a pharmaceutically acceptable ester thereof, wherein fluticasone or a pharmaceutically acceptable ester thereof in an amount from about 50micrograms/ml to about 5mg/ml of the formulation.

Determination of the scope and content of the prior art (MPEP 2141.01)

Cramer teaches a nasal spray composition comprising about 0.001 to about 0.2% concentration of a glucocorticosteroid (i.e. beclomethasone, flunisolide, triamcinolone, fluticasone, mometasone, bedusonide and pharmaceutically acceptable salts), 0.01 to about 4% concentration of an antihistamine (i.e. azelastine or pharmaceutically acceptable salt thereof, and an intranasal carrier (see the abstract and page 2 lines 36-45). The composition may contain isotonic agents such as citric acid, boric acid, propylene glycol, etc., thickening agents such as xanthan gum, microcrystalline cellulose, carboxymethyl cellulose, hydroxypropyl cellulose, etc., humectants such as sorbitol, propylene glycol, polyethylene glycol, etc. and preservatives such as benzyl alcohol, phenylethyl alcohol, and quaternary ammoniums such as benzalkonium chloride (see page 4 lines 50-58 and page 5 lines 1-22). The pH of the composition is from about 4.5 to about 9 (see page 2 lines 57-58). The composition may be formulated into a nasal solution (for use as drops or a spray), a nasal suspension, ointment, or gel (see page 3 lines 43-47). Typically

Art Unit: 1616

the dosage units may be prepared to deliver 0.5mcg to about 100mcg of the glucocorticoid and 5mcg to about 1000mcg of the antihistamine spray (see page 3 lines 58 and page 4 lines 1-2).

Example III discloses an intranasal pharmaceutical composition prepared by combining the following components utilizing conventional mixing techniques, shown below:

Component	Wgt %
triamcinolone acetonide	0.050
azelastine HCl	0.070
polyacrylate 80	0.050
glycerin	2.000
hydroxypropyl methyl cellulose	1.000
sodium chloride	0.500
ethylenediamine tetraacetic acid	0.050
benzalkonium chloride	0.020
distilled water	q.s. to vol.

(see page 6, Example III).

Ascertainment of the difference between the prior art and the claims (MPEP 2141.02)

Cramer does not teach the instant formulation in the form of an insufflation powder. This deficiency is cured by the teachings of Alfonso et al.

Alfonso et al. teaches intranasal and/or inhalation administration of pharmaceutical agents (see the abstract). The dosage form suitable for intranasal and/or inhalation administration can be in the form of a liquid solution suspension, insufflation powder, etc. for administration as a nasal spray, drop or inhaled fine particles (i.e. insufflation) (see column 3 lines 1-65, column 5 lines 36-45, and column 7 lines 1-26).

**Finding of prima facie obviousness Rational and Motivation (MPEP
2142-2143)**

One of ordinary skill in the art would have been motivated to make the instant composition in the form of an insufflation powder because Alfonso et al. suggest the nasal compositions in the form of a spray, droplet, insufflation powder, etc.

Thus, it would have been obvious to one of ordinary skill in the art at the time the claimed invention was made to make the instant composition in the form of an insufflation powder because it is an obvious variation of ways to administer a nasal composition, as suggested Alfonso et al.

Therefore, the claimed invention would have been *prima facie* obvious to one of ordinary skill in the art at the time the invention was made because the prior art is fairly suggestive of the claimed invention.

Response to Arguments

Applicant's arguments filed August 7, 2009 have been fully considered but they are not persuasive.

Applicant argues that Cramer is not fairly suggestive of the instantly claimed combination and that the particular combination instantly claimed is not explicitly mentioned.

This argument is not persuasive. Cramer specifically teaches a nasal spray comprising the combination of a glucocorticoid (i.e. fluticasone) and an antihistamine (i.e. azelastine). There are a limited number of glucocorticoids (six)

Art Unit: 1616

and antihistamines (three) recited. It is well within the means for one of ordinary skill in the art to try the instant combination as there are a small number of actives to choose from. Furthermore, disclosed examples and preferred embodiments do not constitute a teaching away from a broader disclosure or nonpreferred embodiments. *In re Susi*, 440 F.2d 442, 169 USPQ 423 (CCPA 1971).

Next, Applicant argues that the combination of azelastine and fluticasone display unexpected beneficial results. Applicant provides a 1.132 declaration, submitted on July 23, 2009, as evidence of the superior combination.

1.132 Declaration

The declaration provided by Applicant provides a table (Table I) that discloses five compositions, i.e. budesonide alone, azelastine alone, azelastine and budesonide, fluticasone alone, and azelastine and fluticasone. The table also lists the ingredients or excipients added to each composition.

Table II compares the stability of each composition by disclosing the total impurity level of the composition, at the beginning of testing, after one month, and after three months of storage. The impurity level for the composition comprising azelastine and fluticasone appears to remain low and consistently stable throughout the testing period when compared to the composition comprising azelastine and budesonide.

Art Unit: 1616

However, this data is not persuasive. First, Applicant has not described what testing method was used, what assay was utilized, and how the impurity level was calculated.

Second, Applicant has not described what the impurity is. It is unclear if the impurity arises from the active, excipients, formulations, etc.

Third, Applicant did not test against the closest prior art examples, described in Cramer (see Example 3). Example 3 in Cramer discloses a composition comprising azelastine and triamcinolone.

Last, it should be noted in Table I, that the instant composition comprising azelastine and fluticasone contains phenylethyl alcohol (a preservative/antibacterial), whereas the composition comprising azelastine and budesonide does not. It is well known in the art that a preservative is added to composition to prevent decomposition of a substance and to destroy or inhibit multiplication of microorganisms, which also causes decomposition (as evidenced by Dorland's Medical Dictionary, Mosby's Medical Dictionary, and American Heritage Medical Dictionary, see 892 form). It is further known that a preservative increases the shelf life of compositions (as evidenced by Cramer page 5 lines 16-18).

Applicant is predicating its unexpected results of the instant formulation by measuring the level of impurity in the formulations when compared compositions with similar actives. However, an extremely critical element is missing from the comparative composition. It is neither unexpected nor surprising that a composition comprising an additional preservative would be capable of keeping

Art Unit: 1616

impurity levels lower and increasing shelf life when compared to a composition that does not contain the preservative or a lesser amount of preservative.

Applicant also provided a compilation of statements from 6 medical practitioners that attest to the various advantages and superior results associated with the use of the instant invention. Applicant further argues that there is a long felt need for an improved nasal formulation and that the instant composition, known as DUONASE, is a commercial success.

However, given the deficiencies in the data provided by Applicant, one of ordinary skill in the art cannot accurately ascertain whether any unexpected results have occurred.

Therefore, Applicant's arguments and evidence of nonobviousness are not persuasive.

Conclusion

10. Applicant's amendment necessitated the new ground(s) of rejection presented in this Office action. Accordingly, **THIS ACTION IS MADE FINAL**. See MPEP § 706.07(a). Applicant is reminded of the extension of time policy as set forth in 37 CFR 1.136(a).

A shortened statutory period for reply to this final action is set to expire **THREE MONTHS** from the mailing date of this action. In the event a first reply is filed within **TWO MONTHS** of the mailing date of this final action and the advisory action is not mailed until after the end of the **THREE-MONTH** shortened statutory

Art Unit: 1616

period, then the shortened statutory period will expire on the date the advisory action is mailed, and any extension fee pursuant to 37 CFR 1.136(a) will be calculated from the mailing date of the advisory action. In no event, however, will the statutory period for reply expire later than SIX MONTHS from the date of this final action.

Any inquiry concerning this communication or earlier communications from the examiner should be directed to KRISTIE L. BROOKS whose telephone number is (571)272-9072. The examiner can normally be reached on M-F 8:30am-6:00pm Est..

If attempts to reach the examiner by telephone are unsuccessful, the examiner's supervisor, Johann R. Richter can be reached on (571) 272-0646. The fax phone number for the organization where this application or proceeding is assigned is 571-273-8300.

Art Unit: 1616

Information regarding the status of an application may be obtained from the Patent Application Information Retrieval (PAIR) system. Status information for published applications may be obtained from either Private PAIR or Public PAIR. Status information for unpublished applications is available through Private PAIR only. For more information about the PAIR system, see <http://pair-direct.uspto.gov>. Should you have questions on access to the Private PAIR system, contact the Electronic Business Center (EBC) at 866-217-9197 (toll-free). If you would like assistance from a USPTO Customer Service Representative or access to the automated information system, call 800-786-9199 (IN USA OR CANADA) or 571-272-1000.

KB

/Mina Haghighatian/
Primary Examiner, Art Unit 1616

Notice of References Cited

Application/Control No. 10/518,016	Applicant(s)/Patent Under Reexamination LULLA ET AL.	
Examiner KRISTIE L. BROOKS	Art Unit 1616	Page 1 of 1

U.S. PATENT DOCUMENTS

*		Document Number Country Code-Number-Kind Code	Date MM-YYYY	Name	Classification
*	A	US-6,416,743	07-2002	Fassberg et al.	424/45
*	B	US-6,294,153	09-2001	Modi, Pankaj	424/45
*	C	US-6,017,963	01-2000	Alfonso et al.	514/646
*	D	US-6,583,180	06-2003	Link et al.	514/603
	E	US-			
	F	US-			
	G	US-			
	H	US-			
	I	US-			
	J	US-			
	K	US-			
	L	US-			
	M	US-			


FOREIGN PATENT DOCUMENTS

*		Document Number Country Code-Number-Kind Code	Date MM-YYYY	Country	Name	Classification
*	N	EP 0 780 127	06-1997		Cramer	
	O					
	P					
	Q					
	R					
	S					
	T					

NON-PATENT DOCUMENTS

*		Include as applicable: Author, Title Date, Publisher, Edition or Volume, Pertinent Pages)
	U	preservative. (n.d.) Dorland's Medical Dictionary for Health Consumers. (2007). Retrieved November 4 2009 from http://medical-dictionary.thefreedictionary.com/preservative .
	V	preservative. (n.d.) The American Heritage® Medical Dictionary. (2007). Retrieved November 4 2009 from http://medical-dictionary.thefreedictionary.com/preservative .
	W	preservative. (n.d.) Mosby's Medical Dictionary, 8th edition. (2009). Retrieved November 4 2009 from http://medical-dictionary.thefreedictionary.com/preservative
	X	

*A copy of this reference is not being furnished with this Office action. (See MPEP § 707.05(a).) Dates in MM-YYYY format are publication dates. Classifications may be US or foreign.

Index of Claims 	Application/Control No. 10518016	Applicant(s)/Patent Under Reexamination LULLA ET AL.
	Examiner KRISTIE L BROOKS	Art Unit 1616

✓	Rejected
=	Allowed


-	Cancelled
÷	Restricted

N	Non-Elected
I	Interference

A	Appeal
O	Objected

Claims renumbered in the same order as presented by applicant
 CPA
 T.D.
 R.1.47

CLAIM		DATE									
Final	Original	09/23/2008	01/21/2009	10/29/2009							
	1	✓	✓	✓							
	2	✓	✓	✓							
	3	✓	✓	-							
	4	✓	✓	✓							
	5	✓	✓	-							
	6	✓	✓	✓							
	7	✓	✓	✓							
	8	✓	✓	✓							
	9	✓	✓	✓							
	10	✓	✓	✓							
	11	✓	✓	✓							
	12	✓	✓	✓							
	13	✓	✓	✓							
	14	✓	✓	✓							
	15	✓	✓	✓							
	16	✓	✓	✓							
	17	✓	✓	✓							
	18	✓	✓	✓							
	19	✓	✓	✓							
	20	✓	✓	✓							
	21	✓	✓	✓							
	22	✓	✓	✓							
	23	N	N	-							
	24	N	N	-							
	25	✓	✓	✓							
	26	✓	✓	✓							
	27	✓	✓	✓							
	28	✓	✓	✓							
	29	✓	✓	✓							
	30	✓	✓	✓							
	31	✓	✓	-							
	32	✓	✓	-							
	33	✓	✓	-							
	34	✓	✓	-							
	35	✓	✓	✓							
	36	✓	✓	✓							

Index of Claims 	Application/Control No. 10518016	Applicant(s)/Patent Under Reexamination LULLA ET AL.
	Examiner KRISTIE L BROOKS	Art Unit 1616

✓	Rejected
=	Allowed


-	Cancelled
÷	Restricted

N	Non-Elected
I	Interference

A	Appeal
O	Objected

Claims renumbered in the same order as presented by applicant
 CPA
 T.D.
 R.1.47

CLAIM		DATE								
Final	Original	09/23/2008	01/21/2009	10/29/2009						
	37	✓	✓	✓						
	38	✓	✓	✓						
	39	✓	✓	-						
	40	✓	✓	-						
	41	✓	✓	-						
	42	✓	✓	-						
	43	✓	-	-						
	44	✓	✓	✓						
	45	✓	✓	✓						
	46	N	N	-						
	47	N	N	-						
	48	N	N	-						
	49	N	N	-						
	50	N	N	-						
	51		N	-						
	52		N	-						
	53			✓						
	54			✓						
	55			✓						
	56			✓						

Search Notes 	Application/Control No. 10518016	Applicant(s)/Patent Under Reexamination LULLA ET AL.
	Examiner KRISTIE L BROOKS	Art Unit 1616

SEARCHED			
Class	Subclass	Date	Examiner

SEARCH NOTES		
Search Notes	Date	Examiner
East Search	11/4/2009	KB
East Search	11/6/2009	KB

INTERFERENCE SEARCH			
Class	Subclass	Date	Examiner

--	--

EAST Search History

EAST Search History (Prior Art)

Ref #	Hits	Search Query	DBs	Default Operator	Plurals	Time Stamp
L1	0	cramer.in. nasal psray	US-PGPUB; USPAT; USOCR; FPRS; EPO; JPO; DERWENT; IBM_TDB	AND	ON	2009/11/06 12:58
L2	5	cramer.in. nasal spray	US-PGPUB; USPAT; USOCR; FPRS; EPO; JPO; DERWENT; IBM_TDB	AND	ON	2009/11/06 12:58
L3	617	(steroid or glucocorticoid) (salt with (propionate and valerate))	US-PGPUB; USPAT; USOCR; FPRS; EPO; JPO; DERWENT; IBM_TDB	AND	ON	2009/11/06 14:44
L4	56	(steroid or glucocorticoid).ab. (salt with (propionate and valerate))	US-PGPUB; USPAT; USOCR; FPRS; EPO; JPO; DERWENT; IBM_TDB	AND	ON	2009/11/06 14:44
L5	2	"6787532".pn.	US-PGPUB; USPAT; USOCR; FPRS; EPO; JPO; DERWENT; IBM_TDB	AND	ON	2009/11/06 15:25
L6	5	"4335121".pn.	US-PGPUB; USPAT; USOCR; FPRS; EPO; JPO; DERWENT; IBM_TDB	AND	ON	2009/11/06 15:34
L7	2	"5164194".pn.	US-PGPUB; USPAT; USOCR; FPRS; EPO; JPO; DERWENT; IBM_TDB	AND	ON	2009/11/06 15:34
S1702	35	nasal.ti. spray.ab. (particle with size)	US-PGPUB; USPAT; USOCR; FPRS; EPO; JPO; DERWENT; IBM_TDB	AND	ON	2009/11/04 13:20
S1703	13	nasal.ti. spray.ab. (particle with size) active	US-PGPUB; USPAT; USOCR; FPRS; EPO; JPO; DERWENT; IBM_TDB	AND	ON	2009/11/04 13:20

S1704	7	nasal.ti. spray.ab. (particle with size) (fluticasone or azelastine)	US-PGPUB; USPAT; USOCR; FPRS; EPO; JPO; DERWENT; IBM_TDB	AND	ON	2009/11/04 13:22
S1705	14	nasal.ti. liquid spray (particle with size) (fluticasone or azelastine)	US-PGPUB; USPAT; USOCR; FPRS; EPO; JPO; DERWENT; IBM_TDB	AND	ON	2009/11/04 13:22
S1706	2	nasal.ti. spray.ti. (particle with size) (fluticasone or azelastine)	US-PGPUB; USPAT; USOCR; FPRS; EPO; JPO; DERWENT; IBM_TDB	AND	ON	2009/11/04 13:23
S1707	23	nasal.ti. spray (particle with size) (fluticasone or azelastine)	US-PGPUB; USPAT; USOCR; FPRS; EPO; JPO; DERWENT; IBM_TDB	AND	ON	2009/11/04 13:23
S1708	79	nasal.ti. spray (particle with size) (fluticasone or azelastine or antihistamine or steroid or glucocorticoid)	US-PGPUB; USPAT; USOCR; FPRS; EPO; JPO; DERWENT; IBM_TDB	AND	ON	2009/11/04 13:24
S1709	63	nasal.ti. spray (particle with size) (fluticasone or azelastine or antihistamine or steroid or glucocorticoid) liquid	US-PGPUB; USPAT; USOCR; FPRS; EPO; JPO; DERWENT; IBM_TDB	AND	ON	2009/11/04 13:24
S1710	48	nasal.ti. spray (particle with size) (fluticasone or azelastine or antihistamine or steroid or glucocorticoid) aqueous	US-PGPUB; USPAT; USOCR; FPRS; EPO; JPO; DERWENT; IBM_TDB	AND	ON	2009/11/04 13:24
S1711	197	nasal.ab. spray (particle with size) (fluticasone or azelastine or antihistamine or steroid or glucocorticoid) aqueous	US-PGPUB; USPAT; USOCR; FPRS; EPO; JPO; DERWENT; IBM_TDB	AND	ON	2009/11/04 13:29
S1712	38	nasal.ab. spray.ab. (particle with size) (fluticasone or azelastine or antihistamine or steroid or glucocorticoid) aqueous	US-PGPUB; USPAT; USOCR; FPRS; EPO; JPO; DERWENT; IBM_TDB	AND	ON	2009/11/04 13:30
S1713	197	nasal.ab. spray (particle with size) (fluticasone or azelastine or antihistamine or steroid or glucocorticoid) aqueous	US-PGPUB; USPAT; USOCR; FPRS; EPO; JPO; DERWENT; IBM_TDB	AND	ON	2009/11/04 13:32

S1714	153	nasal.ab. spray (particle with size) (fluticasone or azelastine or antihistamine or steroid or glucocorticoid or active) (aqueous with nasal)	US-PGPUB; USPAT; USOCR; FPRS; EPO; JPO; DERWENT; IBM_TDB	AND	ON	2009/11/04 13:32
S1715	51	nasal.ti. spray (particle with size) (fluticasone or azelastine or antihistamine or steroid or glucocorticoid or active) (aqueous with nasal)	US-PGPUB; USPAT; USOCR; FPRS; EPO; JPO; DERWENT; IBM_TDB	AND	ON	2009/11/04 13:32
S1716	15	nasal.ti. spray (particle with size with active) (fluticasone or azelastine or antihistamine or steroid or glucocorticoid or active) (aqueous with nasal)	US-PGPUB; USPAT; USOCR; FPRS; EPO; JPO; DERWENT; IBM_TDB	AND	ON	2009/11/04 13:33
S1717	491	(nasal with spray) (particle with size with active) (fluticasone or azelastine or antihistamine or steroid or glucocorticoid or active) ((aqueous or solution or gel) with nasal)	US-PGPUB; USPAT; USOCR; FPRS; EPO; JPO; DERWENT; IBM_TDB	AND	ON	2009/11/04 13:37
S1718	111	(nasal with spray) (particle with size with active with nasal) (fluticasone or azelastine or antihistamine or steroid or glucocorticoid or active) ((aqueous or solution or gel) with nasal)	US-PGPUB; USPAT; USOCR; FPRS; EPO; JPO; DERWENT; IBM_TDB	AND	ON	2009/11/04 13:37
S1719	6	(nasal with spray) (particle with size with active with nasal) (fluticasone or azelastine) ((aqueous or solution or gel) with nasal)	US-PGPUB; USPAT; USOCR; FPRS; EPO; JPO; DERWENT; IBM_TDB	AND	ON	2009/11/04 13:38
S1720	79	(nasal with spray) (particle with size with active with nasal) (fluticasone or azelastine or antihistamine or anti-histamine or steroid or glucocorticosteroid) ((aqueous or solution or gel) with nasal)	US-PGPUB; USPAT; USOCR; FPRS; EPO; JPO; DERWENT; IBM_TDB	AND	ON	2009/11/04 13:39
S1721	81	(particle with size with active with nasal) (fluticasone or azelastine or antihistamine or anti-histamine or steroid or glucocorticosteroid) ((aqueous or solution or gel) with nasal)	US-PGPUB; USPAT; USOCR; FPRS; EPO; JPO; DERWENT; IBM_TDB	AND	ON	2009/11/04 13:39
S1722	3164	(particle with size with active) (fluticasone or azelastine or antihistamine or anti-histamine or steroid or glucocorticosteroid)	US-PGPUB; USPAT; USOCR; FPRS; EPO; JPO; DERWENT; IBM_TDB	AND	ON	2009/11/04 13:39

S1723	213	(particle with size with active) (fluticasone or azelastine or antihistamine or anti-histamine or steroid or glucocorticosteroid) (aqueous with nasal)	US-PGPUB; USPAT; USOCR; FPRS; EPO; JPO; DERWENT; IBM_TDB	AND	ON	2009/11/04 13:40
S1724	0	(particle with size with active) (fluticasone or azelastine or antihistamine or anti-histamine or steroid or glucocorticosteroid) (aqueous near 1nasal)	US-PGPUB; USPAT; USOCR; FPRS; EPO; JPO; DERWENT; IBM_TDB	AND	ON	2009/11/04 13:40
S1725	14	(particle with size with active) (fluticasone or azelastine or antihistamine or anti-histamine or steroid or glucocorticosteroid) (aqueous near1 nasal)	US-PGPUB; USPAT; USOCR; FPRS; EPO; JPO; DERWENT; IBM_TDB	AND	ON	2009/11/04 13:40
S1726	2	"6391340".pn.	US-PGPUB; USPAT; USOCR; FPRS; EPO; JPO; DERWENT; IBM_TDB	AND	ON	2009/11/04 13:42
S1727	87	(particle with size with active) (fluticasone or azelastine or antihistamine or anti-histamine or steroid or glucocorticosteroid) nasal.ab. (solution or aqueous or gel)	US-PGPUB; USPAT; USOCR; FPRS; EPO; JPO; DERWENT; IBM_TDB	AND	ON	2009/11/04 13:44
S1728	91	(particle with size with active) (fluticasone or azelastine or antihistamine or anti-histamine or steroid or glucocorticosteroid) nasal.ab. (solution or aqueous or gel)	US-PGPUB; USPAT; USOCR; FPRS; EPO; JPO; DERWENT; IBM_TDB	AND	ON	2009/11/04 13:44
S1729	366	nasal (fluticasone with (propionate or valerate))	US-PGPUB; USPAT; USOCR; FPRS; EPO; JPO; DERWENT; IBM_TDB	AND	ON	2009/11/04 15:31
S1730	366	nasal (fluticasone with (propionate or valerate)) fluticasone	US-PGPUB; USPAT; USOCR; FPRS; EPO; JPO; DERWENT; IBM_TDB	AND	ON	2009/11/04 15:32
S1731	18	nasal (fluticasone with (propionate or valerate)) fluticasone.ab.	US-PGPUB; USPAT; USOCR; FPRS; EPO; JPO; DERWENT; IBM_TDB	AND	ON	2009/11/04 15:32

S1732	1	nasal (fluticasone with (propionate)) (fluticasone with valerate)	US-PGPUB; USPAT; USOCR; FPRS; EPO; JPO; DERWENT; IBM_TDB	AND	ON	2009/11/04 15:34
S1733	224	nasal (fluticasone with (propionate)) (fluticasone with valerate)	US-PGPUB; USPAT; USOCR; FPRS; EPO; JPO; DERWENT; IBM_TDB	AND	ON	2009/11/04 15:34
S1734	49	nasal (fluticasone with (propionate)) (fluticasone with valerate) fluticasone.clm.	US-PGPUB; USPAT; USOCR; FPRS; EPO; JPO; DERWENT; IBM_TDB	AND	ON	2009/11/04 15:35
S1735	10	nasal (fluticasone near2 (propionate)) (fluticasone near2 valerate) fluticasone	US-PGPUB; USPAT; USOCR; FPRS; EPO; JPO; DERWENT; IBM_TDB	AND	ON	2009/11/04 15:35
S1736	8	nasal (fluticasone near (propionate)) (fluticasone near2 valerate) fluticasone	US-PGPUB; USPAT; USOCR; FPRS; EPO; JPO; DERWENT; IBM_TDB	AND	ON	2009/11/04 15:36
S1737	1	nasal (fluticasone near (propionate)) (fluticasone near valerate) fluticasone	US-PGPUB; USPAT; USOCR; FPRS; EPO; JPO; DERWENT; IBM_TDB	AND	ON	2009/11/04 15:37
S1738	203	nasal (fluticasone near ester) propionate	US-PGPUB; USPAT; USOCR; FPRS; EPO; JPO; DERWENT; IBM_TDB	AND	ON	2009/11/04 15:37
S1739	95	nasal (fluticasone near ester) propionate fluticasone.clm.	US-PGPUB; USPAT; USOCR; FPRS; EPO; JPO; DERWENT; IBM_TDB	AND	ON	2009/11/04 15:37
S1740	1	nasal (fluticasone near valerate) fluticasone.clm.	US-PGPUB; USPAT; USOCR; FPRS; EPO; JPO; DERWENT; IBM_TDB	AND	ON	2009/11/04 16:44
S1741	2	nasal (fluticasone near valerate) fluticasone	US-PGPUB; USPAT; USOCR; FPRS; EPO; JPO; DERWENT; IBM_TDB	AND	ON	2009/11/04 16:44

S1742	45	nasal (fluticasone) (valerate near salt)	US-PGPUB; USPAT; USOCR; FPRS; EPO; JPO; DERWENT; IBM_TDB	AND	ON	2009/11/04 16:44
S1743	2	nasal (fluticasone with salt) (valerate near salt)	US-PGPUB; USPAT; USOCR; FPRS; EPO; JPO; DERWENT; IBM_TDB	AND	ON	2009/11/04 16:50
S1744	3	(fluticasone with salt) (valerate near salt)	US-PGPUB; USPAT; USOCR; FPRS; EPO; JPO; DERWENT; IBM_TDB	AND	ON	2009/11/04 16:50
S1745	18	(fluticasone near valerate)	US-PGPUB; USPAT; USOCR; FPRS; EPO; JPO; DERWENT; IBM_TDB	AND	ON	2009/11/04 16:56
S1746	1355	(salt near valerate)	US-PGPUB; USPAT; USOCR; FPRS; EPO; JPO; DERWENT; IBM_TDB	AND	ON	2009/11/04 16:59
S1747	387	(steroid or glucocorticoid or corticosteroid) (salt near valerate)	US-PGPUB; USPAT; USOCR; FPRS; EPO; JPO; DERWENT; IBM_TDB	AND	ON	2009/11/04 17:00
S1748	318	(steroid or glucocorticoid or corticosteroid) (salt near valerate) nasal	US-PGPUB; USPAT; USOCR; FPRS; EPO; JPO; DERWENT; IBM_TDB	AND	ON	2009/11/04 17:00
S1749	52	(steroid or glucocorticoid or corticosteroid) (salt near valerate) nasal ((steroid or glucocorticoid or corticosteroid) with salt)	US-PGPUB; USPAT; USOCR; FPRS; EPO; JPO; DERWENT; IBM_TDB	AND	ON	2009/11/04 17:01
S1750	52	(steroid or glucocorticoid or corticosteroid or fluticasone) (salt near valerate) nasal ((steroid or glucocorticoid or corticosteroid) with salt)	US-PGPUB; USPAT; USOCR; FPRS; EPO; JPO; DERWENT; IBM_TDB	AND	ON	2009/11/04 17:01
S1751	45	(fluticasone) (salt near valerate) nasal	US-PGPUB; USPAT; USOCR; FPRS; EPO; JPO; DERWENT; IBM_TDB	AND	ON	2009/11/04 17:12

S1752	18	(fluticasone adj valerate)	US-PGPUB; USPAT; USOCR; FPRS; EPO; JPO; DERWENT; IBM_TDB	AND	ON	2009/11/04 17:19
S1753	2	(fluticasone with valeric)	US-PGPUB; USPAT; USOCR; FPRS; EPO; JPO; DERWENT; IBM_TDB	AND	ON	2009/11/04 17:20
S1754	63	(steroid with valeric)	US-PGPUB; USPAT; USOCR; FPRS; EPO; JPO; DERWENT; IBM_TDB	AND	ON	2009/11/04 17:21
S1755	38	(steroid with valeric) salt	US-PGPUB; USPAT; USOCR; FPRS; EPO; JPO; DERWENT; IBM_TDB	AND	ON	2009/11/04 17:21
S1756	138	(fluticasone with salt) valerate	US-PGPUB; USPAT; USOCR; FPRS; EPO; JPO; DERWENT; IBM_TDB	AND	ON	2009/11/04 17:24
S1757	55	(fluticasone with salt) valerate fluticasone.clm.	US-PGPUB; USPAT; USOCR; FPRS; EPO; JPO; DERWENT; IBM_TDB	AND	ON	2009/11/04 17:24
S1758	2	"6770594".pn.	US-PGPUB; USPAT; USOCR; FPRS; EPO; JPO; DERWENT; IBM_TDB	AND	ON	2009/11/04 18:05
S1759	264	baur.in. peter.in.	US-PGPUB; USPAT; USOCR; FPRS; EPO; JPO; DERWENT; IBM_TDB	AND	ON	2009/11/04 18:17
S1760	29	baur.in. peter.in. sulfate	US-PGPUB; USPAT; USOCR; FPRS; EPO; JPO; DERWENT; IBM_TDB	AND	ON	2009/11/04 18:17
S1761	23	baur.in. peter.in. sulfate alkyl ether	US-PGPUB; USPAT; USOCR; FPRS; EPO; JPO; DERWENT; IBM_TDB	AND	ON	2009/11/04 18:17

11 / 6 / 2009 3:36:18 PM

INFORMATION DISCLOSURE STATEMENT BY APPLICANT (Not for submission under 37 CFR 1.99)	Application Number	10518016
	Filing Date	2005-07-06
	First Named Inventor	Amar Lulla
	Art Unit	1616
	Examiner Name	Kristie Latrice Brooks
	Attorney Docket Number	PAC/20632 US (4137-04700)

U.S.PATENTS							Remove
Examiner Initial*	Cite No	Patent Number	Kind Code ¹	Issue Date	Name of Patentee or Applicant of cited Document	Pages,Columns,Lines where Relevant Passages or Relevant Figures Appear	
/K.B./	1	6787532	B2	2004-09-07	Biggadike, et al.		

If you wish to add additional U.S. Patent citation information please click the Add button.

Add

U.S.PATENT APPLICATION PUBLICATIONS							Remove
Examiner Initial*	Cite No	Publication Number	Kind Code ¹	Publication Date	Name of Patentee or Applicant of cited Document	Pages,Columns,Lines where Relevant Passages or Relevant Figures Appear	
/K.B./	1	20040242638	A1	2004-12-02	Yanni, et al.		
/K.B./	2	20050192261	A1	2005-09-01	Jost-Price, et al.		
/K.B./	3	20060228306	A1	2006-10-12	Lane		

If you wish to add additional U.S. Published Application citation information please click the Add button.

Add

FOREIGN PATENT DOCUMENTS								Remove
Examiner Initial*	Cite No	Foreign Document Number ³	Country Code ² j	Kind Code ⁴	Publication Date	Name of Patentee or Applicant of cited Document	Pages,Columns,Lines where Relevant Passages or Relevant Figures Appear	T ⁵
/K.B./	1	1519731	EP	B1	2009-04-15	Cipla, Ltd.		<input type="checkbox"/>

**INFORMATION DISCLOSURE
STATEMENT BY APPLICANT**
(Not for submission under 37 CFR 1.99)

Application Number		10518016
Filing Date		2005-07-06
First Named Inventor	Amar Lulla	
Art Unit	1616	
Examiner Name	Kristie Latrice Brooks	
Attorney Docket Number	PAC/20632 US (4137-04700)	

/K.B./	2	2072051	EP	A1	2009-06-24	Cipla, Ltd.	<input type="checkbox"/>
/K.B./	3	2389530	GB	A	2003-12-17	Cipla, Ltd.	<input type="checkbox"/>
/K.B./	4	2003105856	WO	A1	2003-12-24	Cipla Limited	<input type="checkbox"/>

If you wish to add additional Foreign Patent Document citation information please click the Add button

NON-PATENT LITERATURE DOCUMENTS

Examiner Initials*	Cite No	Include name of the author (in CAPITAL LETTERS), title of the article (when appropriate), title of the item (book, magazine, journal, serial, symposium, catalog, etc), date, pages(s), volume-issue number(s), publisher, city and/or country where published.	T ⁵
/K.B./	1	Foreign communication from the priority application - International Search Report, PCT/GB03/02557, September 17, 2003, 3 pages.	<input type="checkbox"/>
/K.B./	2	Foreign communication from the priority application - International Preliminary Examination Report, PCT/GB03/02557, August 26, 2004, 6 pages.	<input type="checkbox"/>
/K.B./	3	Foreign communication from a related counterpart application - Examination Report, EP Application 03738280.1, November 10, 2005, 4 pages.	<input type="checkbox"/>
/K.B./	4	Foreign communication from a related counterpart application - Examination Report, EP Application 03738280.1, July 18, 2007, 5 pages.	<input type="checkbox"/>
/K.B./	5	Applicants response to foreign communication - EP 03738280.1, May 22, 2006, 36 pages.	<input type="checkbox"/>
/K.B./	6	Applicants response to foreign communication - EP 03738280.1, January 18, 2008, 17 pages.	<input type="checkbox"/>

If you wish to add additional non-patent literature document citation information please click the Add button

INFORMATION DISCLOSURE STATEMENT BY APPLICANT (Not for submission under 37 CFR 1.99)	Application Number		10518016
	Filing Date		2005-07-06
	First Named Inventor	Amar Lulla	
	Art Unit		1616
	Examiner Name	Kristie Latrice Brooks	
	Attorney Docket Number		PAC/20632 US (4137-04700)

EXAMINER SIGNATURE			
Examiner Signature	/Kristie Brooks/	Date Considered	11/06/2009

*EXAMINER: Initial if reference considered, whether or not citation is in conformance with MPEP 609. Draw line through a citation if not in conformance and not considered. Include copy of this form with next communication to applicant.

¹ See Kind Codes of USPTO Patent Documents at www.USPTO.GOV or MPEP 901.04. ² Enter office that issued the document, by the two-letter code (WIPO Standard ST.3). ³ For Japanese patent documents, the indication of the year of the reign of the Emperor must precede the serial number of the patent document. ⁴ Kind of document by the appropriate symbols as indicated on the document under WIPO Standard ST.16 if possible. ⁵ Applicant is to place a check mark here if English language translation is attached.

INFORMATION DISCLOSURE STATEMENT BY APPLICANT (Not for submission under 37 CFR 1.99)	Application Number		10518016	
	Filing Date		2005-07-06	
	First Named Inventor	Amar Lulla		
	Art Unit	1616		
	Examiner Name	Kristie Latrice Brooks		
	Attorney Docket Number	PAC/20632 US (4137-04700)		

U.S.PATENTS	Remove
--------------------	------------------------

Examiner Initial*	Cite No	Patent Number	Kind Code ¹	Issue Date	Name of Patentee or Applicant of cited Document	Pages,Columns,Lines where Relevant Passages or Relevant Figures Appear
/K.B./	1	4335121		1982-06-15	Phillipps, et al.	
/K.B./	2	5164194		1992-11-17	Hettche	

If you wish to add additional U.S. Patent citation information please click the Add button. [Add](#)

U.S.PATENT APPLICATION PUBLICATIONS	Remove
--	------------------------

Examiner Initial*	Cite No	Publication Number	Kind Code ¹	Publication Date	Name of Patentee or Applicant of cited Document	Pages,Columns,Lines where Relevant Passages or Relevant Figures Appear
	1					

If you wish to add additional U.S. Published Application citation information please click the Add button. [Add](#)

FOREIGN PATENT DOCUMENTS	Remove
---------------------------------	------------------------

Examiner Initial*	Cite No	Foreign Document Number ³	Country Code ² j	Kind Code ⁴	Publication Date	Name of Patentee or Applicant of cited Document	Pages,Columns,Lines where Relevant Passages or Relevant Figures Appear	T ⁵
/K.B./	1	3836579	DE	A1	2009-08-07	Asta Pharma AG		<input type="checkbox"/>

If you wish to add additional Foreign Patent Document citation information please click the Add button. [Add](#)

NON-PATENT LITERATURE DOCUMENTS	Remove
--	------------------------

INFORMATION DISCLOSURE STATEMENT BY APPLICANT (Not for submission under 37 CFR 1.99)	Application Number		10518016
	Filing Date		2005-07-06
	First Named Inventor	Amar Lulla	
	Art Unit		1616
	Examiner Name	Kristie Latrice Brooks	
	Attorney Docket Number		PAC/20632 US (4137-04700)

Examiner Initials*	Cite No	Include name of the author (in CAPITAL LETTERS), title of the article (when appropriate), title of the item (book, magazine, journal, serial, symposium, catalog, etc), date, pages(s), volume-issue number(s), publisher, city and/or country where published.	T ⁵
/K.B./	1	MAY, PERCY, et al., "May's Chemistry of Synthetic Drugs," Fifth Edition, 1964, pages 12-17, Longmans.	<input type="checkbox"/>

If you wish to add additional non-patent literature document citation information please click the Add button

EXAMINER SIGNATURE

Examiner Signature	/Kristie Brooks/	Date Considered	11/06/2009
--------------------	------------------	-----------------	------------

*EXAMINER: Initial if reference considered, whether or not citation is in conformance with MPEP 609. Draw line through a citation if not in conformance and not considered. Include copy of this form with next communication to applicant.

¹ See Kind Codes of USPTO Patent Documents at www.USPTO.GOV or MPEP 901.04. ² Enter office that issued the document, by the two-letter code (WIPO Standard ST.3). ³ For Japanese patent documents, the indication of the year of the reign of the Emperor must precede the serial number of the patent document. ⁴ Kind of document by the appropriate symbols as indicated on the document under WIPO Standard ST.16 if possible. ⁵ Applicant is to place a check mark here if English language translation is attached.

INFORMATION DISCLOSURE STATEMENT BY APPLICANT (Not for submission under 37 CFR 1.99)	Application Number	10518016
	Filing Date	2005-07-06
	First Named Inventor	Amar Lulla
	Art Unit	1616
	Examiner Name	Kristie Latrice Brooks
	Attorney Docket Number	PAC/20632 US (4137-04700)

U.S.PATENTS							Remove
Examiner Initial*	Cite No	Patent Number	Kind Code ¹	Issue Date	Name of Patentee or Applicant of cited Document	Pages,Columns,Lines where Relevant Passages or Relevant Figures Appear	
	1						

If you wish to add additional U.S. Patent citation information please click the Add button.

Add

U.S.PATENT APPLICATION PUBLICATIONS							Remove
Examiner Initial*	Cite No	Publication Number	Kind Code ¹	Publication Date	Name of Patentee or Applicant of cited Document	Pages,Columns,Lines where Relevant Passages or Relevant Figures Appear	
	1						

If you wish to add additional U.S. Published Application citation information please click the Add button.

Add

FOREIGN PATENT DOCUMENTS								Remove
Examiner Initial*	Cite No	Foreign Document Number ³	Country Code ² i	Kind Code ⁴	Publication Date	Name of Patentee or Applicant of cited Document	Pages,Columns,Lines where Relevant Passages or Relevant Figures Appear	T ⁵
	1							<input type="checkbox"/>

If you wish to add additional Foreign Patent Document citation information please click the Add button

Add

NON-PATENT LITERATURE DOCUMENTS				Remove
Examiner Initials*	Cite No	Include name of the author (in CAPITAL LETTERS), title of the article (when appropriate), title of the item (book, magazine, journal, serial, symposium, catalog, etc), date, pages(s), volume-issue number(s), publisher, city and/or country where published.		T ⁵

INFORMATION DISCLOSURE STATEMENT BY APPLICANT (Not for submission under 37 CFR 1.99)	Application Number		10518016
	Filing Date		2005-07-06
	First Named Inventor	Amar Lulla	
	Art Unit		1616
	Examiner Name	Kristie Latrice Brooks	
	Attorney Docket Number		PAC/20632 US (4137-04700)

1	ABPI Compendium of Data Sheets and Summaries of Product Characteristics, 1999-2000, Cover page, pg. 43 and Index Page 1882, Datapharm Publications Limited, London, Great Britain.	<input type="checkbox"/>
2	DYKEWICZ, MARK S., et al., "Diagnosis and Management of Rhinitis: Complete Guidelines of the Joint Task Force on Practice Parameters in Allergy, Asthma and Immunology," Annals of Allergy, Asthma, & Immunology, Vol. 81, November (Part II) 1998, pgs. 478 - 518.	<input type="checkbox"/>
3	Foreign communication from a related counterpart application - Notice of Opposition, EP Application 03738280.1, February 22, 2010, 22 pages.	<input type="checkbox"/>

If you wish to add additional non-patent literature document citation information please click the Add button

EXAMINER SIGNATURE

Examiner Signature		Date Considered	
--------------------	--	-----------------	--

*EXAMINER: Initial if reference considered, whether or not citation is in conformance with MPEP 609. Draw line through a citation if not in conformance and not considered. Include copy of this form with next communication to applicant.

¹ See Kind Codes of USPTO Patent Documents at www.USPTO.GOV or MPEP 901.04. ² Enter office that issued the document, by the two-letter code (WIPO Standard ST.3). ³ For Japanese patent documents, the indication of the year of the reign of the Emperor must precede the serial number of the patent document. ⁴ Kind of document by the appropriate symbols as indicated on the document under WIPO Standard ST.16 if possible. ⁵ Applicant is to place a check mark here if English language translation is attached.

INFORMATION DISCLOSURE STATEMENT BY APPLICANT (Not for submission under 37 CFR 1.99)	Application Number		10518016
	Filing Date		2005-07-06
	First Named Inventor	Amar Lulla	
	Art Unit		1616
	Examiner Name	Kristie Latrice Brooks	
	Attorney Docket Number	PAC/20632 US (4137-04700)	

CERTIFICATION STATEMENT

Please see 37 CFR 1.97 and 1.98 to make the appropriate selection(s):

That each item of information contained in the information disclosure statement was first cited in any communication from a foreign patent office in a counterpart foreign application not more than three months prior to the filing of the information disclosure statement. See 37 CFR 1.97(e)(1).

OR

That no item of information contained in the information disclosure statement was cited in a communication from a foreign patent office in a counterpart foreign application, and, to the knowledge of the person signing the certification after making reasonable inquiry, no item of information contained in the information disclosure statement was known to any individual designated in 37 CFR 1.56(c) more than three months prior to the filing of the information disclosure statement. See 37 CFR 1.97(e)(2).

See attached certification statement.

Fee set forth in 37 CFR 1.17 (p) has been submitted herewith.

None

SIGNATURE

A signature of the applicant or representative is required in accordance with CFR 1.33, 10.18. Please see CFR 1.4(d) for the form of the signature.

Signature	/Rodney B. Carroll/	Date (YYYY-MM-DD)	2010-03-22
Name/Print	Rodney B. Carroll	Registration Number	39,624

This collection of information is required by 37 CFR 1.97 and 1.98. The information is required to obtain or retain a benefit by the public which is to file (and by the USPTO to process) an application. Confidentiality is governed by 35 U.S.C. 122 and 37 CFR 1.14. This collection is estimated to take 1 hour to complete, including gathering, preparing and submitting the completed application form to the USPTO. Time will vary depending upon the individual case. Any comments on the amount of time you require to complete this form and/or suggestions for reducing this burden, should be sent to the Chief Information Officer, U.S. Patent and Trademark Office, U.S. Department of Commerce, P.O. Box 1450, Alexandria, VA 22313-1450. **DO NOT SEND FEES OR COMPLETED FORMS TO THIS ADDRESS. SEND TO: Commissioner for Patents, P.O. Box 1450, Alexandria, VA 22313-1450.**

Privacy Act Statement

The Privacy Act of 1974 (P.L. 93-579) requires that you be given certain information in connection with your submission of the attached form related to a patent application or patent. Accordingly, pursuant to the requirements of the Act, please be advised that: (1) the general authority for the collection of this information is 35 U.S.C. 2(b)(2); (2) furnishing of the information solicited is voluntary; and (3) the principal purpose for which the information is used by the U.S. Patent and Trademark Office is to process and/or examine your submission related to a patent application or patent. If you do not furnish the requested information, the U.S. Patent and Trademark Office may not be able to process and/or examine your submission, which may result in termination of proceedings or abandonment of the application or expiration of the patent.

The information provided by you in this form will be subject to the following routine uses:

1. The information on this form will be treated confidentially to the extent allowed under the Freedom of Information Act (5 U.S.C. 552) and the Privacy Act (5 U.S.C. 552a). Records from this system of records may be disclosed to the Department of Justice to determine whether the Freedom of Information Act requires disclosure of these records.
2. A record from this system of records may be disclosed, as a routine use, in the course of presenting evidence to a court, magistrate, or administrative tribunal, including disclosures to opposing counsel in the course of settlement negotiations.
3. A record in this system of records may be disclosed, as a routine use, to a Member of Congress submitting a request involving an individual, to whom the record pertains, when the individual has requested assistance from the Member with respect to the subject matter of the record.
4. A record in this system of records may be disclosed, as a routine use, to a contractor of the Agency having need for the information in order to perform a contract. Recipients of information shall be required to comply with the requirements of the Privacy Act of 1974, as amended, pursuant to 5 U.S.C. 552a(m).
5. A record related to an International Application filed under the Patent Cooperation Treaty in this system of records may be disclosed, as a routine use, to the International Bureau of the World Intellectual Property Organization, pursuant to the Patent Cooperation Treaty.
6. A record in this system of records may be disclosed, as a routine use, to another federal agency for purposes of National Security review (35 U.S.C. 181) and for review pursuant to the Atomic Energy Act (42 U.S.C. 218(c)).
7. A record from this system of records may be disclosed, as a routine use, to the Administrator, General Services, or his/her designee, during an inspection of records conducted by GSA as part of that agency's responsibility to recommend improvements in records management practices and programs, under authority of 44 U.S.C. 2904 and 2906. Such disclosure shall be made in accordance with the GSA regulations governing inspection of records for this purpose, and any other relevant (i.e., GSA or Commerce) directive. Such disclosure shall not be used to make determinations about individuals.
8. A record from this system of records may be disclosed, as a routine use, to the public after either publication of the application pursuant to 35 U.S.C. 122(b) or issuance of a patent pursuant to 35 U.S.C. 151. Further, a record may be disclosed, subject to the limitations of 37 CFR 1.14, as a routine use, to the public if the record was filed in an application which became abandoned or in which the proceedings were terminated and which application is referenced by either a published application, an application open to public inspections or an issued patent.
9. A record from this system of records may be disclosed, as a routine use, to a Federal, State, or local law enforcement agency, if the USPTO becomes aware of a violation or potential violation of law or regulation.

Electronic Acknowledgement Receipt

EFS ID:	7244550
Application Number:	10518016
International Application Number:	
Confirmation Number:	4912
Title of Invention:	Combination of azelastine and steroids
First Named Inventor/Applicant Name:	Amar Lulla
Customer Number:	30652
Filer:	Rodney B. Carroll/Linda Kerrick
Filer Authorized By:	Rodney B. Carroll
Attorney Docket Number:	PAC/20632 US (4137-04700)
Receipt Date:	22-MAR-2010
Filing Date:	06-JUL-2005
Time Stamp:	19:14:07
Application Type:	U.S. National Stage under 35 USC 371

Payment information:

Submitted with Payment	no
------------------------	----

File Listing:

Document Number	Document Description	File Name	File Size(Bytes)/ Message Digest	Multi Part /.zip	Pages (if appl.)
1	Information Disclosure Statement (IDS) Filed (SB/08)	032210_IDSForm.pdf	774636 <small>bdd5452b1677a139adffde43818fe08352fc b0f02</small>	no	4

Warnings:

Information:

A U.S. Patent Number Citation or a U.S. Publication Number Citation is required in the Information Disclosure Statement (IDS) form for autoloading of data into USPTO systems. You may remove the form to add the required data in order to correct the Informational Message if you are citing U.S. References. If you chose not to include U.S. References, the image of the form will be processed and be made available within the Image File Wrapper (IFW) system. However, no data will be extracted from this form. Any additional data such as Foreign Patent Documents or Non Patent Literature will be manually reviewed and keyed into USPTO systems.

2	NPL Documents	ABPICompendium.pdf	265265	no	3
			9b2dff2b70518ad021bc37dea2a77ad940d13d5a		
Warnings:					
Information:					
3	NPL Documents	DYKEWICZ_Diagnosis.pdf	2960328	no	41
			2aec2c03df322c12f2be6c25c4307585bc325fff		
Warnings:					
Information:					
4	NPL Documents	022210_NoticeofOpposition_E P03738280.pdf	556289	no	22
			c31a17611e16e4f3cc33c7a4937f46564a130e42		
Warnings:					
Information:					
Total Files Size (in bytes):			4556518		

This Acknowledgement Receipt evidences receipt on the noted date by the USPTO of the indicated documents, characterized by the applicant, and including page counts, where applicable. It serves as evidence of receipt similar to a Post Card, as described in MPEP 503.

New Applications Under 35 U.S.C. 111

If a new application is being filed and the application includes the necessary components for a filing date (see 37 CFR 1.53(b)-(d) and MPEP 506), a Filing Receipt (37 CFR 1.54) will be issued in due course and the date shown on this Acknowledgement Receipt will establish the filing date of the application.

National Stage of an International Application under 35 U.S.C. 371

If a timely submission to enter the national stage of an international application is compliant with the conditions of 35 U.S.C. 371 and other applicable requirements a Form PCT/DO/EO/903 indicating acceptance of the application as a national stage submission under 35 U.S.C. 371 will be issued in addition to the Filing Receipt, in due course.

New International Application Filed with the USPTO as a Receiving Office

If a new international application is being filed and the international application includes the necessary components for an international filing date (see PCT Article 11 and MPEP 1810), a Notification of the International Application Number and of the International Filing Date (Form PCT/RO/105) will be issued in due course, subject to prescriptions concerning national security, and the date shown on this Acknowledgement Receipt will establish the international filing date of the application.

INFORMATION DISCLOSURE STATEMENT BY APPLICANT (Not for submission under 37 CFR 1.99)	Application Number	10518016
	Filing Date	2005-07-06
	First Named Inventor	Amar Lulla
	Art Unit	1616
	Examiner Name	Kristie Latrice Brooks
	Attorney Docket Number	PAC/20632 US (4137-04700)

U.S.PATENTS

Examiner Initial*	Cite No	Patent Number	Kind Code ¹	Issue Date	Name of Patentee or Applicant of cited Document	Pages,Columns,Lines where Relevant Passages or Relevant Figures Appear
	1	4335121		1982-06-15	Phillipps, et al.	
	2	5164194		1992-11-17	Hettche	

If you wish to add additional U.S. Patent citation information please click the Add button.

U.S.PATENT APPLICATION PUBLICATIONS

Examiner Initial*	Cite No	Publication Number	Kind Code ¹	Publication Date	Name of Patentee or Applicant of cited Document	Pages,Columns,Lines where Relevant Passages or Relevant Figures Appear
	1					

If you wish to add additional U.S. Published Application citation information please click the Add button.

FOREIGN PATENT DOCUMENTS

Examiner Initial*	Cite No	Foreign Document Number ³	Country Code ² j	Kind Code ⁴	Publication Date	Name of Patentee or Applicant of cited Document	Pages,Columns,Lines where Relevant Passages or Relevant Figures Appear	T ⁵
	1	3836579	DE	A1	2009-08-07	Asta Pharma AG		<input type="checkbox"/>

If you wish to add additional Foreign Patent Document citation information please click the Add button.

NON-PATENT LITERATURE DOCUMENTS

INFORMATION DISCLOSURE STATEMENT BY APPLICANT (Not for submission under 37 CFR 1.99)	Application Number		10518016
	Filing Date		2005-07-06
	First Named Inventor	Amar Lulla	
	Art Unit	1616	
	Examiner Name	Kristie Latrice Brooks	
	Attorney Docket Number	PAC/20632 US (4137-04700)	

Examiner Initials*	Cite No	Include name of the author (in CAPITAL LETTERS), title of the article (when appropriate), title of the item (book, magazine, journal, serial, symposium, catalog, etc), date, pages(s), volume-issue number(s), publisher, city and/or country where published.	T ⁵
	1	MAY, PERCY, et al., "May's Chemistry of Synthetic Drugs," Fifth Edition, 1964, pages 12-17, Longmans.	<input type="checkbox"/>

If you wish to add additional non-patent literature document citation information please click the Add button

EXAMINER SIGNATURE

Examiner Signature		Date Considered	
--------------------	--	-----------------	--

*EXAMINER: Initial if reference considered, whether or not citation is in conformance with MPEP 609. Draw line through a citation if not in conformance and not considered. Include copy of this form with next communication to applicant.

¹ See Kind Codes of USPTO Patent Documents at www.USPTO.GOV or MPEP 901.04. ² Enter office that issued the document, by the two-letter code (WIPO Standard ST.3). ³ For Japanese patent documents, the indication of the year of the reign of the Emperor must precede the serial number of the patent document. ⁴ Kind of document by the appropriate symbols as indicated on the document under WIPO Standard ST.16 if possible. ⁵ Applicant is to place a check mark here if English language translation is attached.

**INFORMATION DISCLOSURE
STATEMENT BY APPLICANT**
(Not for submission under 37 CFR 1.99)

Application Number		10518016
Filing Date		2005-07-06
First Named Inventor	Amar Lulla	
Art Unit	1616	
Examiner Name	Kristie Latrice Brooks	
Attorney Docket Number	PAC/20632 US (4137-04700)	

CERTIFICATION STATEMENT

Please see 37 CFR 1.97 and 1.98 to make the appropriate selection(s):

That each item of information contained in the information disclosure statement was first cited in any communication from a foreign patent office in a counterpart foreign application not more than three months prior to the filing of the information disclosure statement. See 37 CFR 1.97(e)(1).

OR

That no item of information contained in the information disclosure statement was cited in a communication from a foreign patent office in a counterpart foreign application, and, to the knowledge of the person signing the certification after making reasonable inquiry, no item of information contained in the information disclosure statement was known to any individual designated in 37 CFR 1.56(c) more than three months prior to the filing of the information disclosure statement. See 37 CFR 1.97(e)(2).

See attached certification statement.

Fee set forth in 37 CFR 1.17 (p) has been submitted herewith.

None

SIGNATURE

A signature of the applicant or representative is required in accordance with CFR 1.33, 10.18. Please see CFR 1.4(d) for the form of the signature.

Signature	/Rodney B. Carroll/	Date (YYYY-MM-DD)	2009-08-07
Name/Print	Rodney B. Carroll	Registration Number	39,624

This collection of information is required by 37 CFR 1.97 and 1.98. The information is required to obtain or retain a benefit by the public which is to file (and by the USPTO to process) an application. Confidentiality is governed by 35 U.S.C. 122 and 37 CFR 1.14. This collection is estimated to take 1 hour to complete, including gathering, preparing and submitting the completed application form to the USPTO. Time will vary depending upon the individual case. Any comments on the amount of time you require to complete this form and/or suggestions for reducing this burden, should be sent to the Chief Information Officer, U.S. Patent and Trademark Office, U.S. Department of Commerce, P.O. Box 1450, Alexandria, VA 22313-1450. **DO NOT SEND FEES OR COMPLETED FORMS TO THIS ADDRESS. SEND TO: Commissioner for Patents, P.O. Box 1450, Alexandria, VA 22313-1450.**

Privacy Act Statement

The Privacy Act of 1974 (P.L. 93-579) requires that you be given certain information in connection with your submission of the attached form related to a patent application or patent. Accordingly, pursuant to the requirements of the Act, please be advised that: (1) the general authority for the collection of this information is 35 U.S.C. 2(b)(2); (2) furnishing of the information solicited is voluntary; and (3) the principal purpose for which the information is used by the U.S. Patent and Trademark Office is to process and/or examine your submission related to a patent application or patent. If you do not furnish the requested information, the U.S. Patent and Trademark Office may not be able to process and/or examine your submission, which may result in termination of proceedings or abandonment of the application or expiration of the patent.

The information provided by you in this form will be subject to the following routine uses:

1. The information on this form will be treated confidentially to the extent allowed under the Freedom of Information Act (5 U.S.C. 552) and the Privacy Act (5 U.S.C. 552a). Records from this system of records may be disclosed to the Department of Justice to determine whether the Freedom of Information Act requires disclosure of these records.
2. A record from this system of records may be disclosed, as a routine use, in the course of presenting evidence to a court, magistrate, or administrative tribunal, including disclosures to opposing counsel in the course of settlement negotiations.
3. A record in this system of records may be disclosed, as a routine use, to a Member of Congress submitting a request involving an individual, to whom the record pertains, when the individual has requested assistance from the Member with respect to the subject matter of the record.
4. A record in this system of records may be disclosed, as a routine use, to a contractor of the Agency having need for the information in order to perform a contract. Recipients of information shall be required to comply with the requirements of the Privacy Act of 1974, as amended, pursuant to 5 U.S.C. 552a(m).
5. A record related to an International Application filed under the Patent Cooperation Treaty in this system of records may be disclosed, as a routine use, to the International Bureau of the World Intellectual Property Organization, pursuant to the Patent Cooperation Treaty.
6. A record in this system of records may be disclosed, as a routine use, to another federal agency for purposes of National Security review (35 U.S.C. 181) and for review pursuant to the Atomic Energy Act (42 U.S.C. 218(c)).
7. A record from this system of records may be disclosed, as a routine use, to the Administrator, General Services, or his/her designee, during an inspection of records conducted by GSA as part of that agency's responsibility to recommend improvements in records management practices and programs, under authority of 44 U.S.C. 2904 and 2906. Such disclosure shall be made in accordance with the GSA regulations governing inspection of records for this purpose, and any other relevant (i.e., GSA or Commerce) directive. Such disclosure shall not be used to make determinations about individuals.
8. A record from this system of records may be disclosed, as a routine use, to the public after either publication of the application pursuant to 35 U.S.C. 122(b) or issuance of a patent pursuant to 35 U.S.C. 151. Further, a record may be disclosed, subject to the limitations of 37 CFR 1.14, as a routine use, to the public if the record was filed in an application which became abandoned or in which the proceedings were terminated and which application is referenced by either a published application, an application open to public inspections or an issued patent.
9. A record from this system of records may be disclosed, as a routine use, to a Federal, State, or local law enforcement agency, if the USPTO becomes aware of a violation or potential violation of law or regulation.

Electronic Patent Application Fee Transmittal

Application Number:	10518016
Filing Date:	06-Jul-2005
Title of Invention:	Combination of azelastine and steroids
First Named Inventor/Applicant Name:	Amar Lulla
Filer:	Rodney B. Carroll/Linda Kerrick
Attorney Docket Number:	PAC/20632 US (4137-04700)

Filed as Large Entity

U.S. National Stage under 35 USC 371 Filing Fees

Description	Fee Code	Quantity	Amount	Sub-Total in USD(\$)
Basic Filing:				
Pages:				
Claims:				
Miscellaneous-Filing:				
Petition:				
Patent-Appeals-and-Interference:				
Post-Allowance-and-Post-Issuance:				
Extension-of-Time:				

Description	Fee Code	Quantity	Amount	Sub-Total in USD(\$)
Miscellaneous:				
Submission- Information Disclosure Stmt	1806	1	180	180
Total in USD (\$)				180

Electronic Acknowledgement Receipt

EFS ID:	5850891
Application Number:	10518016
International Application Number:	
Confirmation Number:	4912
Title of Invention:	Combination of azelastine and steroids
First Named Inventor/Applicant Name:	Amar Lulla
Customer Number:	30652
Filer:	Rodney B. Carroll/Linda Kerrick
Filer Authorized By:	Rodney B. Carroll
Attorney Docket Number:	PAC/20632 US (4137-04700)
Receipt Date:	07-AUG-2009
Filing Date:	06-JUL-2005
Time Stamp:	16:32:07
Application Type:	U.S. National Stage under 35 USC 371

Payment information:

Submitted with Payment	yes
Payment Type	Deposit Account
Payment was successfully received in RAM	\$180
RAM confirmation Number	2537
Deposit Account	501515
Authorized User	

The Director of the USPTO is hereby authorized to charge indicated fees and credit any overpayment as follows:

Charge any Additional Fees required under 37 C.F.R. Section 1.21 (Miscellaneous fees and charges)

File Listing:					
Document Number	Document Description	File Name	File Size(Bytes)/ Message Digest	Multi Part /.zip	Pages (if appl.)
1	Foreign Reference	DE03836579A1.pdf	487024 3372bfc1f0c3f500b27783b8def60f2cd7faae4c	no	6
Warnings:					
Information:					
2	NPL Documents	MAY_MaysChemistry.pdf	339832 e415b81ac737a94238be6ddd2d3fdcf0a6ef5bb	no	4
Warnings:					
Information:					
3	Information Disclosure Statement (IDS) Filed (SB/08)	080709_IDSForm.pdf	774042 f3178d5d1a156675b59014299c75544a19e98185	no	4
Warnings:					
Information:					
4	Fee Worksheet (PTO-875)	fee-info.pdf	30161 54050b2752aae4c93908bea219d8aa84b1953278	no	2
Warnings:					
Information:					
Total Files Size (in bytes):			1631059		
<p>This Acknowledgement Receipt evidences receipt on the noted date by the USPTO of the indicated documents, characterized by the applicant, and including page counts, where applicable. It serves as evidence of receipt similar to a Post Card, as described in MPEP 503.</p> <p><u>New Applications Under 35 U.S.C. 111</u> If a new application is being filed and the application includes the necessary components for a filing date (see 37 CFR 1.53(b)-(d) and MPEP 506), a Filing Receipt (37 CFR 1.54) will be issued in due course and the date shown on this Acknowledgement Receipt will establish the filing date of the application.</p> <p><u>National Stage of an International Application under 35 U.S.C. 371</u> If a timely submission to enter the national stage of an international application is compliant with the conditions of 35 U.S.C. 371 and other applicable requirements a Form PCT/DO/EO/903 indicating acceptance of the application as a national stage submission under 35 U.S.C. 371 will be issued in addition to the Filing Receipt, in due course.</p> <p><u>New International Application Filed with the USPTO as a Receiving Office</u> If a new international application is being filed and the international application includes the necessary components for an international filing date (see PCT Article 11 and MPEP 1810), a Notification of the International Application Number and of the International Filing Date (Form PCT/RO/105) will be issued in due course, subject to prescriptions concerning national security, and the date shown on this Acknowledgement Receipt will establish the international filing date of the application.</p>					

19 BUNDESREPUBLIK
DEUTSCHLAND



DEUTSCHES
PATENTAMT

12 Offenlegungsschrift
11 DE 3836579 A1

51 Int. Cl. 4:
A61K 31/55
A 61 K 31/50

21 Aktenzeichen: P 38 36 579.0
22 Anmeldetag: 27. 10. 88
43 Offenlegungstag: 24. 5. 89

DE 3836579 A1

30 Innere Priorität: 32 33 31
13.11.87 DE 37 38 681.6

71 Anmelder:
Asta Pharma AG, 6000 Frankfurt, DE

72 Erfinder:
Hettche, Helmut, Dr., 6057 Dietzenbach, DE

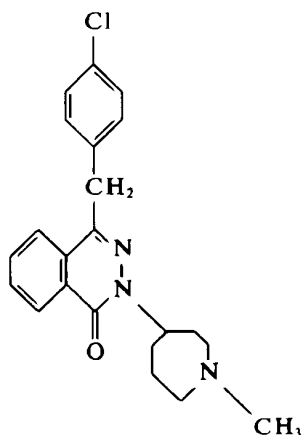
54 Azelastin enthaltende Arzneimittel zur Anwendung in der Nase und/oder am Auge

Arzneimittel zur nasalen Anwendung oder zur Anwendung am Auge, welches als Wirkstoff Azelastin enthält, wobei das Azelastin auch in Form eines physiologisch verträglichen Salzes vorliegen kann.

DE 3836579 A1

Beschreibung

Azelastin ist ein Phthalazinon-Derivat folgender Strukturformel:



Die chemische Bezeichnung ist: 4-(4-Chlorbenzyl)-2-(perhydro-1-methyl-azepin-4-yl)-1-(2H)phthalazinon. Azelastin wird insbesondere zur Asthmaprophylaxe eingesetzt. Azelastin hat ebenfalls antiallergische und antihistaminische Eigenschaften, siehe deutsches Patent Nr. 21 64 058.

Es wurde nun gefunden, daß Azelastin und dessen physiologisch verträgliche Salze besonders vorteilhafte und überraschende Wirkungen aufweisen, wenn die Applikation entsprechender Zubereitungen in die Nase und/oder den Bindehautsack des Auges erfolgt.

So wird eine Beseitigung beziehungsweise deutliche Linderung nicht nur bei der allergisch bedingten Rhinitis, sondern auch bei dem normalen banalen Schnupfen (beispielsweise durch Rhino-Viren verursacht) sowie dem vasomotorischen Schnupfen und den hierdurch ausgelösten Krankheitssymptomen erzielt.

Überraschend ist hierbei, daß bei der lokalen nasalen Anwendung auch eine günstige Wirkung auf die Schleimhaut des Auges eintritt (Beseitigung beziehungsweise Linderung der Augenrötung und des Augenjuckens), so daß sich häufig eine zusätzliche Anwendung von Augentropfen erübrigt.

Weitere Indikationen für die erfindungsgemäße Applikation/Anwendung sind beispielsweise: nicht spezifische Konjunktivitis, allergisch bedingte Konjunktivitis, allergisches Lidödem, katarrhische Zustände im Auge oder der Nase, Coryza.

Bei der erfindungsgemäßen Anwendung wird außerdem überraschend die bei anderen Applikationen auftretende Müdigkeit nicht beobachtet.

Weiterhin besitzt Azelastin einen außerordentlich durchdringenden bitteren Geschmack, der bis jetzt jede orale Applikation von Azelastin-Lösungen verhindert hat, da solche Azelastin-Lösungen beziehungsweise Suspensionen von den Patienten abgelehnt werden.

Der Grad des Bittergeschmacks ist so intensiv, daß er sogar noch in einer Verdünnung von 1 : 10⁶ unangenehm wahrgenommen wird. Überraschend zeigte sich im Probandenversuch, daß beim Einsprühen der Azelastin-Zubereitungen gemäß der Erfindung in die Nase dieser bittere Geschmack nicht mehr in Erscheinung tritt, so daß es auf diese Weise möglich ist, Lösungen

oder Suspensionen von Azelastin und dessen Salzen ohne Geschmacksbeeinträchtigung nasal zu applizieren. Auch beim Hinunterlaufen der eingesprühten Azelastin-Lösung beziehungsweise Suspension in den Rachenraum ist der bittere Geschmack kaum noch wahrnehmbar.

Aufgabe der Erfindung ist also die Bereitstellung eines gut verträglichen und verbesserten Mittels auf der Basis von Azelastin beziehungsweise dessen Salzen zur Behandlung sowohl des allergisch bedingten wie auch des vasomotorischen und durch Rhino-Viren verursachten Schnupfens und dessen Begleiterscheinungen.

Die bevorzugte Ausführungsform der Erfindung stellt eine sterile und haltbare wäßrige Lösung von Azelastin beziehungsweise dessen Salzen dar, die in Form von Tropfen, Salben, Cremes, Gelen, Einblaspulvern oder in einer ganz besonders bevorzugten Ausführung in Form eines Sprays (vorzugsweise Nasenspray) angewendet wird, wobei das Spray durch Verwendung einer üblichen Sprühquetschflasche oder eines Pumpzerstäubers erzeugt werden kann. Weiterhin sind Druckgas-aerosole möglich. Beispielsweise sollen pro Einzelsprühstoß 0,03 bis 3 mg Azelastin-Base freigesetzt werden.

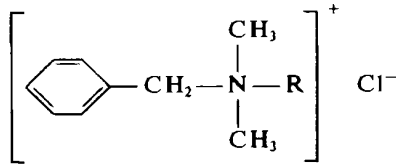
Durch Anwendung von Nasentropfen oder eines Nasensprays ist die für die Behandlung des Schnupfens erforderliche Dosierung des Azelastins um etwa eine Zehnerpotenz niedriger und damit die Häufigkeit des Auftretens von Nebenwirkungen wesentlich geringer als bei der Anwendung von Azelastin in oral einzunehmenden Darreichungsformen wie Tabletten oder Säften, durch die der gesamte Körper mit der Wirksubstanz überschwemmt wird. Insbesondere bei der Behandlung einer banalen Krankheit wie des Schnupfens ist eine niedrige Nebenwirkungsrate absolut geboten und erforderlich und stellt daher einen erheblichen medizinischen Fortschritt dar.

Als Lösungsmittel für die erfindungsgemäßen Zubereitungen kommen vorzugsweise in Frage: Wasser, gesättigte aliphatische ein- und mehrwertige Alkohole mit 2–3 C-Atomen (zum Beispiel Ethanol, Isopropanol, 1,2-Propylenglykol, Glycerin), flüssige Polyglykole (Mol-Gewicht 200 bis 600).

Vorzugsweise kommt als Lösungsmittel Wasser in Frage beziehungsweise Gemische von Wasser mit anderen physiologisch verträglichen Lösungsmitteln (beispielsweise den zuvor genannten), wobei die Menge an letzteren in der wäßrigen Mischung nicht über 15 Gew.-% betragen soll.

Die Lösungen beziehungsweise Zubereitungen enthalten vorzugsweise Konservierungsmittel und Stabilisatoren. Als solche kommen zum Beispiel in Frage: Ethylendiamintetraessigsäure (Editinsäure) und deren Alkalisalze (zum Beispiel Dialkalisalze wie Dinatriumsalz, Calciumsalz, Calcium-Natriumsalz), p-Hydroxybenzoesäure-Niederalkylester, Chlorhexidin (zum Beispiel in Form des Acetats oder Gluconats), Phenylquecksilberborat. Weiterhin kommen beispielsweise in Frage Natrium-(2-ethylmercurithio)-benzoat; als "Thiomersal" allgemein bekannt, das in den erfindungsgemäßen Zubereitungen in einer Menge von 0,001 bis 0,05, vorzugsweise von 0,005 bis 0,02, zum Beispiel 0,01% (Gewicht/Volumen bei flüssigen Zubereitungen, sonst Gewicht/Gewicht) vorhanden sein kann. Weitere geeignete Konservierungsmittel sind: pharmazeutisch verwendbare quartäre Ammoniumverbindungen, zum Beispiel Cetylpyridiniumchlorid, Tetradecyltrimethylammoniumbromid, allgemein als "Cetrimid" bekannt, Benzyl-dimethyl-[[2-[2-[p-(1,1,3,3-tetramethylbutyl)]-phenoxy]ät-

hoxyl]-ammoniumchlorid, allgemein als "Benzethoniumchlorid" bekannt, und Myristyl- γ -pikoliniumchlorid, wobei jede dieser Verbindungen in einer Konzentration von 0,002 bis 0,05, zum Beispiel 0,02% (Gewicht/Volumen bei flüssigen Zubereitungen, sonst Gewicht/Gewicht) verwendet werden kann. Die bevorzugten Konservierungsmittel unter den quartären Ammoniumverbindungen sind jedoch die Alkylbenzyltrimethylammoniumchloride und Mischungen von diesen, zum Beispiel die allgemein als "Benzalkoniumchlorid" bekannten Verbindungen. Diese letztere besteht aus einer Mischung der Verbindungen der Formel



in der R eine Alkylgruppe mit der Formel $\text{C}_n\text{H}_{2n+1}$, wobei n eine ganze Zahl von 8 bis 18 bedeutet, darstellt. Besonders bevorzugt wird die Verwendung einer Mischung von Verbindungen, in denen n 10 bis 14 bedeutet, und insbesondere die spezielle Verbindung, in welcher $\text{R} = \text{C}_{12}\text{H}_{25}$ ist. "Benzalkoniumchlorid" und die Verbindungen der obigen Formel können in Konzentrationen von 0,005 bis 0,10, vorzugsweise von 0,005 bis 0,05, zum Beispiel von 0,01% (Gewicht/Volumen bei flüssigen Zubereitungen, sonst Gewicht/Gewicht) verwendet werden, und sie können gegebenenfalls in Kombination mit 0,2 bis 2,0, zum Beispiel 0,4% (Gewicht/Volumen) von 2-Phenyläthanol verwendet werden.

Die erfindungsgemäßen Zubereitungen (Lösungen, Suspensionen, auch ölige Lösungen beziehungsweise Suspensionen, Salben, Emulsionen, Cremes, Gele, Dosier-Aerosole) enthalten 0,0005 bis 2, vorzugsweise 0,001 bis 1, insbesondere 0,003 bis 0,5% (Gewicht/Gewicht) Azelastin (bezogen auf die freie Azelastin-Base). Liegt das Azelastin als Salz vor, sind diese Mengen entsprechend umzurechnen. Für die Augentropfen kommen dieselben Azelastin-Konzentrationen in Frage wie für die nasalen Formen.

Im Falle von Pulvern beträgt die Konzentration an Azelastin-Base 0,0005 bis 2 Gewichtsprozent, bezogen auf die festen Trägerstoffe.

Bei Lösungen beträgt die Dosierung pro Nasenloch zum Beispiel 0,01 bis 0,2 ml, insbesondere 0,05 bis 0,15 ml, wobei eine solche Dosierung zum Beispiel 1- bis mehrmals, vorzugsweise 1- bis 5mal täglich zu applizieren ist (gegebenenfalls auch stündlich).

Bei der Anwendung am Auge (Augentropfen) beträgt die Dosierung zum Beispiel 1 Tropfen (etwa 0,05 ml) der Lösung oder entsprechende Mengen der halbfesten Zubereitungsformen.

Als Säurekomponente für Salze des Azelastins kommen zum Beispiel in Frage: Halogenwasserstoffsäuren (HCl, HBr), Schwefelsäure, Phosphorsäuren (H_3PO_4 , Metaphosphorsäure, Polyphosphorsäuren), Salpetersäure, organische Mono-, Di- oder Tricarbonensäuren von aliphatischen, alicyclischen, aromatischen oder heterocyclischen organischen Säuren (Embonsäure, Zitronensäure, Weinsäure), aliphatische und aromatische Sulfonsäuren (zum Beispiel Camphersulfonsäure).

Die Gesamtmenge an Konservierungsmittel in den Zubereitungen (Lösungen, Salben usw.) beträgt pro 100 ml Lösung/Suspension beziehungsweise 100 g Zu-

bereitung zwischen 0,001 und 0,10, vorzugsweise 0,01 g.

Bei den Konservierungsmitteln kommen für Einzelstoffe zum Beispiel folgende Mengen in Frage:

- 5 Thiomersal 0,002—0,02%,
- Benzalkoniumchlorid 0,002 bis 0,02% (bei Kombination mit Thiomersal ist die Menge Thiomersal zum Beispiel = 0,002 bis 0,005%);
- Chlorhexidinacetat beziehungsweise -gluconat 0,01 bis 0,02%;
- 10 Phenylquecksilberniträt, -borat, -acetat 0,002—0,004%;
- p-Hydroxybenzoesäureester (zum Beispiel Mischung des Methylsters und Propylesters 7 : 3) 0,05—0,15, vorzugsweise 0,1%.

- 15 Vorzugsweise wird als Konservierungsmittel eine Kombination von Edetinsäure (zum Beispiel als Dinatriumsalz) und Benzalkoniumchlorid verwendet, wobei Edetinsäure in einer Konzentration von 0,05 bis 0,1%,
- 20 Benzalkoniumchlorid 0,005 bis 0,05%, vorzugsweise in einer Konzentration von 0,1% eingesetzt wird.

Bei Lösungen/Suspensionen handelt es sich stets um Gewichtsprozent/Volumen, bei festen beziehungsweise halbfesten Zubereitungen um Gewichtsprozent/Gewicht der Zubereitung.

- 25 Als weitere Hilfsstoffe für die erfindungsgemäßen Zubereitungen kommen beispielsweise in Frage: Polyvinylpyrrolidon, Sorbitanfettsäureester wie Sorbitantrioleat, polyethoxylierte Sorbitanfettsäureester (zum Beispiel polyethoxylierte Sorbitantrioleat), Sorbimacrogoleat, synthetische Amphotenside (Tritone), Ethylenoxidether von Octylphenolformaldehyd-Kondensationsprodukten, Phosphatide wie Lecithin, polyethoxylierte Fette, polyethoxylierte Oleotriglyceride, polyethoxylierte Fettalkohole. Polyethoxyliert bedeutet hierbei, daß die betreffenden Stoffe Polyoxyethylenketten enthalten, deren Polymerisationsgrad im allgemeinen zwischen 2 bis 40, insbesondere zwischen 10 bis 20 liegt. Diese Stoffe dienen vorzugsweise einer Löslichkeitsverbesserung der Azelastinkomponente.

- 40 Bei Zubereitungsformen, die Wasser enthalten, können gegebenenfalls zusätzlich Isotonisierungsmittel zugesetzt werden. Als Isotonisierungsmittel kommen zum Beispiel in Betracht: Saccharose, Glucose, Glycerin, Sorbit, 1,2-Propylenglykol, NaCl.

- 45 Die Isotonisierungsmittel bewirken die Einstellung der Zubereitungen auf den gleichen osmotischen Druck wie das Nasensekret. Für diesen Zweck ist von diesen Stoffen jeweils soviel zu verwenden, daß beispielsweise im Falle einer Lösung eine Gefrierpunktniedrigung von 0,50 bis 0,56°C im Vergleich zu reinem Wasser erreicht wird. Bei Beispiel 1 wäre beispielsweise von solchen Stoffen eine solche Menge zu verwenden, die 68 g Natriumchlorid (0,68%) isoosmotisch ist.

- 50 Im Beispiel 1 können statt NaCl pro 100 ml Lösung zum Beispiel verwendet werden:
Glucose 1 H₂O 3,81 g; Saccharose 6,35 g; Glycerin 2,2 g; 1,2-Propylenglykol 1,617 g; Sorbit 3,84 g. (Im Falle von Mischungen dieser Stoffe gegebenenfalls entsprechend weniger.)

- 55 Den Lösungen können weiterhin Verdickungsmittel, die ein zu schnelles Abfließen der Lösung aus der Nase verhindern und der Lösung eine Viskosität von etwa 1,5 bis 3, vorzugsweise 2 mPa · s verleihen, zugesetzt werden. Als solche Verdickungsmittel kommen zum Beispiel in Frage: Cellulosederivate (zum Beispiel Celluloseether), bei denen die Cellulose-Hydroxygruppen teilweise mit niederen ungesättigten aliphatischen Alkohol-

en und/oder niederen ungesättigten aliphatischen Oxyalkoholen verethert sind (zum Beispiel Methylcellulose, Carboxymethylcellulose, Hydroxypropylmethylcellulose), Gelatine, Polyvinylpyrrolidon, Tragant, Ethoxose (wasserlösliches Binde- und Verdickungsmittel auf Basis von Ethylcellulose), Alginsäure, Polyvinylalkohol, Polyacrylsäure, Pektin und äquivalente Mittel. Falls diese Stoffe saure Gruppen enthalten, kommen auch die entsprechenden physiologisch verträglichen Salze in Frage.

Im Falle der Verwendung von Hydroxypropylcellulose werden beispielsweise 0,1 Gewichts-% für diesen Zweck verwendet.

Den Zubereitungen können außerdem Puffersubstanzen wie Zitronensäure/Natriumhydrogenphosphat, Borat-Puffer, Phosphate (Natriumdihydrogenorthophosphat, Dinatriumhydrogenphosphat), Tromethamol beziehungsweise äquivalente übliche Puffer zugesetzt werden, um beispielsweise einen pH-Wert der Zubereitung von 6 bis 7,5, vorzugsweise 6,5 bis 7,1 einzustellen.

Die Menge an Zitronensäure beträgt zum Beispiel 0,01 bis 0,14, vorzugsweise 0,04 bis 0,05 g, die Menge an Dinatriumhydrogenphosphat 0,1 bis 0,5, vorzugsweise 0,2 bis 0,3 g pro 100 ml Lösung. Die angegebenen Gewichtsmengen beziehen sich jeweils auf die wasserfreien Substanzen.

Bei den Lösungen und Suspensionen soll die maximale Gesamtkonzentration an Arzneimittel und Puffer weniger als 5%, insbesondere weniger als 2% (Gewicht/Volumen) betragen.

Vorzugsweise wird für die nasale Applikation eine Lösung oder Suspension verwendet, die als Aerosol, das heißt in Form einer feinen Verteilung in Luft oder einem anderen üblichen Trägergas zum Beispiel mittels eines üblichen Pumpzerstäubers appliziert wird.

Es ist jedoch auch eine Applikation als Dosieraerosol möglich. Unter Dosieraerosolen sind Druckpackungen zu verstehen, die das Azelastin beziehungsweise dessen Salze in Form einer Lösung oder Suspension in einem sogenannten Treibmittel enthalten. Als Treibmittel gelten unter Druck stehende flüssige, bei Normaldruck und Raumtemperatur gasförmige chlorierte fluoridierte Kohlenwasserstoffe oder Mischungen von verschiedenen chlorierten fluoridierten Kohlenwasserstoffen sowie Propan, Butan, Isobutan oder Mischungen dieser untereinander oder mit chlorierten, fluoridierten Kohlenwasserstoffen. Die Druckpackung weist ein Dosierventil auf, das bei Betätigung eine definierte Menge der Arzneistofflösung beziehungsweise -suspension freigibt. Durch die anschließend erfolgende schlagartige Verdampfung des Treibmittels wird die Lösung beziehungsweise Suspension von Azelastin in feinste Tröpfchen beziehungsweise Partikelchen zerrissen, die in die Nase gesprüht werden oder für eine Einatmung in die Nase zur Verfügung stehen. Man bedient sich zur Betätigung des Ventils und zur Verbringung der versprühten Suspension in die Nase bestimmter Applikatoren aus Kunststoff. Als Treibmittel kommen aber auch in Frage: CO₂, Distickstoffoxid, Preßluft.

Bei der Applikation als Aerosol kann auch ein üblicher Adapter verwendet werden.

Bei Verwendung von Suspensionen soll die maximale Teilchengröße der festen Stoffe (Azelastin + Hilfsstoffe) nicht größer als 30 µm sein.

Bei der Anwendung in Form eines Einblaspulvers soll die maximale Teilchengröße der Stoffe nicht größer als 20 µm sein.

Es handelt sich hierbei beispielsweise um ein Verstäuben von festem Azelastin oder dessen Salzen. In diesem

Fall wird beispielsweise Azelastin beziehungsweise sein Salz mit inerten Trägerstoffen vermischt beziehungsweise auf inerte Trägerstoffe aufgezogen. Als Trägerstoffe kommen zum Beispiel in Frage: Zucker wie Glucose, Saccharose, Lactose, Fructose. Sodann Stärke oder Stärkederivate, Oligosaccharide wie Dextrine, Cyclodextrine und deren Derivate, Polyvinylpyrrolidon, Alginsäure, Tylose, Kieselsäure, Cellulose, Cellulosederivate (zum Beispiel Celluloseether), Zuckeralkohole wie Mannit oder Sorbit, Calciumcarbonat, Calciumphosphat. Die Konzentration von Azelastin beträgt 1 Gewichtsteil Azelastin auf 50 bis 200 000 Gewichtsteile Trägersubstanz (0,0005 bis 2% Azelastin).

Beispiel 1

Nasenspray oder Nasentropfen oder Augentropfen mit 0,1% Azelastinhydrochlorid als Wirkstoff

In 9,00 kg Wasser werden in folgender Reihenfolge gelöst:

10 g Azelastinhydrochlorid, 5 g Edetinsäure-Dinatriumsalz · 2 H₂O, 68 g Natriumchlorid, 1,25 g Alkylbenzoldimethylammoniumchlorid (Benzalkoniumchlorid), 4,38 g Zitronensäure, 64,8 g Natriummonohydrogenphosphat · 12 H₂O sowie 10 g Hydroxypropylmethylcellulose (Handelsprodukt, zum Beispiel Methocel E4M premium). Die erhaltene Lösung wird mit Wasser auf 10,05 kg = 10 Liter aufgefüllt und nach sorgfältigem Mischen über ein Membranfilter der Porenweite 0,2 µm filtriert, wobei 500 ml Vorlauf verworfen werden. Das Filtrat hat einen pH-Wert von 6,8 ± 0,3. Die Abfüllung erfolgt in Kunststoff-Flaschen, die mit einem üblichen Sprüheinsatz, oder in Kunststoff- beziehungsweise Glasflaschen, die mit einem üblichen Pumpensprüher verschlossen werden. Im letzteren Fall werden zum Beispiel Pumpen mit Nasensprühaufsatz verwendet, die pro Betätigung circa 0,14 ml Lösung versprühen. Damit werden pro Betätigung 0,14 mg Azelastinhydrochlorid in Form der Lösung in die Nase gesprüht.

Füllt man das oben erhaltene Filtrat in für Nasentropfen oder Augentropfen übliche Flaschen mit Tropfpipette ab, so kann die Lösung mittels Tropfpipette in die Nase oder ins Auge geträufelt werden.

Beispiel 2

Nasensalbe mit 0,1% Azelastinhydrochlorid

In einem heizbaren Behälter werden 5 kg Polyoxyetylenstearat (Polyoxyethylen-40-stearat, feste, weiße bis cremefarbene Masse, D.²⁵ ca. 1,1, F. 40–44°C, Erstarrungspunkt ca. 41°C), 8 kg Cetylstearylalkohol (Lanette 0), 20 kg weißes Vaseline, 15 kg flüssiges Paraffin und 0,5 kg Siliconöl zusammengeschmolzen. In die Schmelze (Temperatur der Schmelze 80°C) werden 126 g p-Hydroxybenzoesäuremethylester und 53 g p-Hydroxybenzoesäurepropylester gelöst. Anschließend wird eine auf 70°C erwärmte Lösung von 0,1 kg Azelastinhydrochlorid, 140 g p-Hydroxybenzoesäuremethylester und 60 g p-Hydroxybenzoesäurepropylester in 51,021 kg gereinigtem Wasser mit Hilfe eines hochtourigen Rührers einemulgiert und die erhaltene Emulsion bis zum Erkalten gerührt und in regelmäßigen Zeitabständen wiederholt homogenisiert.

Die Abfüllung der Salbe erfolgt in Tuben, die vor dem Gewinde eine röhrenförmige Verlängerung aufweisen und daher zur Applikation der Salbe in die Nase beson-

ders geeignet sind.

Beispiel 3

Dosieraerosol mit einer Abgabe von 0,5 mg
Azelastinhydrochlorid pro Hub

In einem geeigneten Kühlbehälter werden circa 8,0 kg eines Gemisches aus 70 Gewichtsteilen Difluordichlormethan und 30 Gewichtsteilen 1,2-Dichlortetrafluorethan auf etwa -55°C abgekühlt. In diesem Gemisch wird bei -55°C eine Mischung aus 0,086 kg vorgekühltem Sorbitantrioleat und 0,8600 kg vorgekühltem Trichlorfluormethan unter Rühren gelöst. In die so erhaltene Lösung werden dann unter intensivem Rühren 0,0688 kg mikronisiertes Azelastinhydrochlorid und 0,0688 kg mikronisierte Lactose portionsweise eingetragen. Durch Zugabe von weiterem, auf etwa -55°C gekühltem Gemisch aus 70 Gewichtsteilen Difluordichlormethan und 30 Gewichtsteilen 1,2-Dichlortetrafluorethan wird das Gesamtgewicht der erhaltenen Suspension auf 9,547 kg gebracht.

Nach dem Verschließen des Kühlbehälters wird die Suspension unter intensivem Rühren erneut auf etwa -55°C abgekühlt. Sie ist danach abfüllfertig.

Unter fortgesetztem Rühren wird die Suspension in übliche geeignete Aluminium-Monobloc-Dosen abgefüllt. Die Monobloc-Dosen werden unmittelbar nach Einfüllung der Suspension mit hierfür üblichen Dosierventilen verschlossen, die pro Ventilbetätigung 0,05 ml Suspension freisetzen. Bei der Betätigung des Ventils werden damit 0,5 mg Azelastinhydrochlorid abgegeben. Die Abgabe erfolgt in Verbindung mit einem üblichen Applikator, der die Einbringung der Wirkungssubstanz in die Nase des Patienten erlaubt.

Beispiel 4

Augentropfen mit 0,05% Azelastinhydrochlorid

140 g Polyvinylalkohol (Handelsname zum Beispiel: Mowiol 26-88/Hoechst AG, Frankfurt 80) werden in 4 Liter kaltes Wasser für Injektionszwecke eingerührt, die Suspension auf 90°C erwärmt und 45 Minuten bei dieser Temperatur belassen. Die erhaltene Lösung wird nach dem Abkühlen mit folgenden Lösungen gemischt: 5 g Azelastinhydrochlorid in 1 Liter Wasser für Injektionszwecke, 0,2 g Phenylquecksilberniträt in 2 Liter Wasser für Injektionszwecke, 70 g Natriumchlorid in 1 Liter Wasser für Injektionszwecke.

Die Mischung wird durch Zusatz von 0,1 N Natronlauge auf einen pH-Wert von 6,8 eingestellt, mit einer Lösung von 15 g Natriumdihydrogenphosphat $\cdot 2\text{H}_2\text{O}$ und 21 g Dinatriumhydrogenphosphat $\cdot 2\text{H}_2\text{O}$ in 1 Liter Wasser für Injektionszwecke vermischt und mit Wasser für Injektionszwecke auf 10 Liter aufgefüllt.

Nach sorgfältigem Mischen wird die Lösung durch ein Membranfilter der Porenweite $0,2\ \mu\text{m}$ mit Glasfaserfilter filtriert und nach Verwerfen eines Vorlaufs von 500 ml unter aseptischen Bedingungen in sterile Augentropfenflaschen abgefüllt.

Patentansprüche

1. Arzneimittel zur nasalen Anwendung oder zur Anwendung am Auge, welches 0,0005 bis 2% (Gewicht/Gewicht) Azelastin enthält, wobei das Azelastin auch in Form eines physiologisch verträgli-

chen Salzes vorliegen kann.

2. Arzneimittel gemäß Anspruch 1, dadurch gekennzeichnet, daß es zur Behandlung von allergisch bedingtem oder vasomotorischem oder durch Rhino-Viren verursachtem Schnupfen beziehungsweise Krankheitssymptomen verwendet wird.

3. Arzneimittel nach einem oder mehreren der vorangegangenen Ansprüche, dadurch gekennzeichnet, daß es ein pharmazeutisch verwendbares Konservierungsmittel in einer Menge von 0,001 bis 0,1% (bei Lösungen — Gewicht pro Volumen der Lösung; bei festen Zubereitungen Gewicht pro Gewicht der Zubereitung) enthält.

4. Arzneimittel nach einem oder mehreren der vorangegangenen Ansprüche, dadurch gekennzeichnet, daß es eine wäßrige Lösung darstellt.

5. Lösung nach einem oder mehreren der vorangegangenen Ansprüche, dadurch gekennzeichnet, daß sie 0,001 bis 0,05% (Gewicht/Volumen Lösung) Natrium-2-(ethylmercurithio)-benzoat oder 0,001 bis 0,1% (Gewicht/Volumen Lösung) Alkylbenzylidimethylammoniumchlorid enthält.

6. Verfahren zur Herstellung eines Arzneimittels zur nasalen Anwendung oder zur Anwendung am Auge, welches 0,0005 bis 2% (Gewicht/Gewicht) Azelastin enthält, wobei das Azelastin auch in Form eines physiologisch verträglichen Salzes vorliegen kann.

7. Verfahren zur Herstellung eines Arzneimittels gemäß Anspruch 1, dadurch gekennzeichnet, daß es zur Behandlung von allergisch bedingtem oder vasomotorischem oder durch Rhino-Viren verursachtem Schnupfen beziehungsweise Krankheitssymptomen verwendet wird.

8. Methode zur Behandlung von Reizzuständen oder Krankheitszuständen der Nase und der Augen durch Applikation eines Arzneimittels, welches Azelastin oder dessen physiologisch verträgliche Salze enthält, in die Nase oder in den Bindehautsack des Auges.

9. Verfahren zur Herstellung von sterilen Azelastin-haltigen Zubereitungen zur Anwendung in der Nase und/oder am Auge, dadurch gekennzeichnet, daß man bei Temperaturen zwischen -55 und $+80^{\circ}\text{C}$

a) 1 bis 1000 mg Azelastin oder ein physiologisch verträgliches Salz des Azelastins in 50 bis 200 ml Wasser, welches gegebenenfalls bis zu 15 Gewichts-% weitere, mit Wasser mischbare verträgliche Lösungsmittel enthalten kann, unter gleichzeitigem oder nachfolgendem Zusatz von

1 bis 400 mg Konservierungsstoffen, 50 bis 4000 mg Stabilisierungsmitteln beziehungsweise löslichkeitsverbessernden Stoffen auflöst und gegebenenfalls die Lösung mittels Puffer auf einen pH-Wert von 6,5 bis 7,1 einstellt sowie gegebenenfalls Isotonisierungsmittel zusetzt; oder

b) die in a) erhaltene Lösung durch Zusatz von 0,5 bis 10 g Verdickungsmittel in ein Gel überführt; oder

c) 7,5 mg bis 10 g Azelastin oder ein physiologisch verträgliches Salz des Azelastins in 400 bis 900 ml Wasser unter gleichzeitigem oder nachfolgendem Zusatz von 10—200 mg Konservierungsstoffen auflöst, die Lösung in 100—600 g einer Schmelze aus Kohlenwasser-

stoffgemischen und/oder Silikonen und/oder anderen fettartigen Bestandteilen (Fetten, Fettalkoholen) sowie Emulgatoren emulgieren und die erhaltene Emulsion homogenisieren und dabei abkühlt bis auf Raumtemperatur; oder

d) 0,05 bis 100 g Azelastin oder ein physiologisch verträgliches Salz des Azelastins in 5 bis 10 kg eines Gemisches aus chlorierten fluorierten Kohlenwasserstoffen und/oder Kohlenwasserstoffen unter Zusatz von 25 bis 150 g Sorbitantrioleat dispergiert und die erhaltene Suspension in Dosen abfüllt, die mit Dosierventilen verschlossen sind beziehungsweise werden, welche pro Betätigung 0,025 bis 0,1 ml der Suspension freisetzen; oder

e) 5 mg bis 10 g Azelastin oder ein physiologisch verträgliches Salz des Azelastins mit 500 bis 1000 g eines physiologisch inerten Trägerstoffes mischt beziehungsweise die Lösung der genannten Menge Azelastin oder eines physiologisch verträglichen Salzes von Azelastin gegebenenfalls portionsweise mit der genannten Menge inertem Trägerstoff mischt und nachfolgend das Lösungsmittel wieder abdampft und die erhaltene Mischung in einer Menge von 20 bis 1000 mg in Hartgelatine kapseln oder Tüchchen abfüllt.

30

35

40

45

50

55

60

65

IN THE UNITED STATES PATENT AND TRADEMARK OFFICE

Applicants:	Amar Lulla, <i>et al.</i>	§	
Serial No.:	10/518,016	§	Group Art Unit: 1616
Filed:	July 6, 2005	§	Examiner: Kristie Latrice Brooks
For:	COMBINATION OF AZELASTINE AND STEROIDS	§	Confirmation No.: 4912
		§	
		§	
		§	

CERTIFICATE OF EFS-WEB FILING

Mail Stop: Amendment
Commissioner for Patents
PO Box 1450
Alexandria, VA 22313-1450

I hereby certify that this correspondence is being electronically filed at the USPTO website to: Mail Stop Amendment, Commissioner for Patents, P.O. Box 1450, Alexandria VA 22313-1450 on 7/23/2009
Edith Shek
Edith S. Shek

AMENDMENTS AND RESPONSE TO OFFICE ACTION DATED JANUARY 23, 2009

Dear Sir:

In response to the Office Action dated January 23, 2009, Applicants respectfully request the following amendments to the above-identified application as follows. The changes made are shown by underlining the added text and striking through the deleted text.

Amendments to the Claims are reflected in the listing of claims, which begins on page 2 of this paper.

Remarks/Arguments begin on page 10 of this paper.

AMENDMENTS TO THE CLAIMS

Listing of Claims:

1. (Currently Amended) A pharmaceutical formulation which comprises azelastine, or a pharmaceutically acceptable salt, solvate or physiologically functional derivative thereof, and fluticasone or a pharmaceutically acceptable ester thereof ~~a steroid, or a pharmaceutically acceptable salt, solvate or physiologically functional derivative thereof,~~ which contains the fluticasone or a pharmaceutically acceptable ester thereof in an amount from about 50 micrograms/ml to about 5 mg/ml of the formulation.

2. (Original) A pharmaceutical formulation according to claim 1, wherein said azelastine is present as azelastine hydrochloride.

3. (Canceled)

4. (Currently Amended) A formulation according to ~~claim 3~~claim 1, wherein the ~~steroid pharmaceutically acceptable ester is beclomethasone propionate, mometasone furoate, mometasone furoate monohydrate,~~ fluticasone propionate or fluticasone valerate.

5. (Canceled)

6. (Currently Amended) A formulation according to claim 1, wherein the formulation has a particle size of less than ~~about~~ 10 μm .

7. (Currently Amended) A formulation according to claim 1, which is a suspension containing 0.0005 to 2% (weight/weight of the formulation) of azelastine or a pharmaceutically acceptable salt of azelastine, and from 0.5 to 1.5% (weight/weight of the formulation) of fluticasone or a pharmaceutically acceptable ester thereof~~said steroid~~.

8. (Currently Amended) A formulation according to claim 7, which contains from 0.001 to 1% (weight/weight of the formulation) azelastine, or salt thereof, and from 0.5% to 1.5% (weight/weight of the formulation) fluticasone or a pharmaceutically acceptable ester thereof~~steroid~~.

9. (Previously Presented) A formulation according to claim 1, which also contains a surfactant.

10. (Original) A formulation according to claim 9, wherein the surfactant comprises a polysorbate or poloxamer surfactant.

11. (Previously Presented) A formulation according to claim 9, which contains from about 50 micrograms to about 1 milligram of surfactant per ml of the formulation.

12. (Previously Presented) A formulation according to claim 1, which also contains an isotonic agent.

13. (Original) A formulation according to claim 12, wherein the isotonic agent comprises sodium chloride, saccharose, glucose, glycerine, sorbitol or 1,2-propylene glycol.

14. (Previously Presented) A formulation according to claim 1, which also contains at least one additive selected from the group consisting of a buffer, a preservative, a suspending agent and a thickening agent.

15. (Original) A formulation according to claim 14, wherein said preservative is selected from edetic acid and its alkali salts, lower alkyl p-hydroxybenzoates, chlorhexidine, phenyl mercury borate, or benzoic acid or a salt, a quaternary ammonium compound, or sorbic acid or a salt thereof.

16. (Previously Presented) A formulation according to claim 14, wherein the suspending agent or thickening agent is selected from cellulose derivatives, gelatin, polyvinylpyrrolidone, tragacanth, ethoxose (water soluble binding and thickening agents on the basis of ethyl cellulose), alginic acid, polyvinyl alcohol, polyacrylic acid, or pectin.

17. (Previously Presented) A formulation according to claim 14, wherein the buffer comprises a citric acid-citrate buffer.

18. (Currently Amended) A formulation according to claim 14, wherein the buffer maintains the pH of the aqueous phase at from 3 to 7, preferably 4.5 to about 6.5.

19. (Previously Presented) A formulation according to claim 1, which is an aqueous suspension or solution.

20. (Previously Presented) A formulation according to claim 1, which is in the form of an aerosol, an ointment, eye drops, nasal drops, a nasal spray, an inhalation solution and other forms suitable for nasal or ocular administration.

21. (Original) A formulation according to claim 20, which is in the form of nasal drops or nasal spray.

22. (Original) A formulation according to claim 20, which is in the form of an aerosol.

23-24. (Canceled)

25. (Previously Presented) A formulation according to claim 1, which is in the form of an insufflation powder.

26. (Currently Amended) A pharmaceutical product ~~according to claim 1~~, comprising (i) azelastine, or a pharmaceutically acceptable salt, solvate or physiologically functional derivative thereof, provided in an aerosol formulation preferably together with a propellant typically suitable for MDI delivery, and (ii) fluticasone or a pharmaceutically acceptable ester thereof ~~at least one steroid, or a pharmaceutically acceptable salt, solvate or physiologically functional derivative~~

thereof, provided in an aerosol formulation preferably together with a propellant typically suitable for MDI delivery, as a combined preparation for simultaneous, separate or sequential use in the treatment of conditions for which administration of one or more anti-histamine and/or one or more steroid is indicated.

27. (Previously Presented) An aerosol formulation preferably suitable for MDI delivery comprising the formulation of claim 1, together with a propellant.

28. (Currently Amended) A pharmaceutical product comprising (i) azelastine, or a pharmaceutically acceptable salt, solvate or physiologically functional derivative thereof, provided as an insufflation powder, and (ii) fluticasone or a pharmaceutically acceptable ester thereof ~~at least one steroid, or a pharmaceutically acceptable salt, solvate or physiologically functional derivative thereof,~~ provided as an insufflation powder, as a combined preparation for simultaneous, separate or sequential use in the treatment of conditions for which administration of one or more anti-histamine and/or one or more steroid is indicated.

29. (Currently Amended) An insufflation powder formulation comprising (i) azelastine, or a pharmaceutically acceptable salt, solvate or physiologically functional derivative thereof, and (ii) fluticasone or a pharmaceutically acceptable ester thereof ~~at least one steroid, or a pharmaceutically acceptable salt, solvate or physiologically functional derivative thereof,~~ together with a pharmaceutically acceptable carrier or excipient therefor.

30. (Currently Amended) A pharmaceutical product comprising the formulation according to claim 1, wherein (i) azelastine, or a pharmaceutically acceptable salt thereof, and (ii) ~~wherein at least one steroid is selected from the group consisting of beclomethasone, fluticasone, mometasone and~~ or a pharmaceutically acceptable esters thereof, as a combined preparation with said azelastine for simultaneous, separate or sequential use in the treatment of conditions for which administration of one or more anti-histamine and/or one or more steroid is indicated.

31-34. (Canceled)

35. (Currently Amended) A pharmaceutical product comprising the pharmaceutical formulation of claim 1, wherein said azelastine is azelastine hydrochloride and said pharmaceutically acceptable estersteroid is fluticasone propionate, as a combined preparation for simultaneous, separate or sequential use in the treatment of conditions for which administration of one or more anti-histamine and/or one or more steroid is indicated.

36. (Currently Amended) A pharmaceutical formulation according to claim 1, wherein said azelastine is azelastine hydrochloride and said pharmaceutically acceptable estersteroid is fluticasone propionate, together with a pharmaceutically acceptable carrier or excipient therefor.

37. (Currently Amended) A pharmaceutical product comprising the pharmaceutical formulation of claim 1, wherein said azelastine is azelastine hydrochloride and said pharmaceutically acceptable estersteroid is fluticasone valerate, as a combined preparation for

simultaneous, separate or sequential use in the treatment of conditions for which administration of one or more anti-histamine and/or one or more steroid is indicated.

38. (Currently Amended) A pharmaceutical formulation according to claim 1, wherein said azelastine is azelastine hydrochloride and said pharmaceutically acceptable ester~~steroid~~ is fluticasone valerate, together with a pharmaceutically acceptable carrier or excipient therefor.

39-43. (Canceled)

44. (Currently Amended) A process of preparing a pharmaceutical product according to claim 26, which process comprises providing (i) azelastine, or a pharmaceutically acceptable salt, solvate or physiologically functional derivative thereof, and (ii) fluticasone or a pharmaceutically acceptable ester thereof~~at least one steroid, or a pharmaceutically acceptable salt, solvate or physiologically functional derivative thereof~~, as a combined preparation for simultaneous, separate or sequential use in the treatment of conditions for which administration of one or more antihistamine and/or one or more steroid is indicated.

45. (Currently Amended) A process of preparing a pharmaceutical formulation according to claim 1, which process comprises admixing a pharmaceutically acceptable carrier or excipient with azelastine, or a pharmaceutically acceptable salt, solvate or physiologically functional derivative thereof, and fluticasone or a pharmaceutically acceptable ester thereof~~at least one steroid, or a pharmaceutically acceptable salt, solvate or physiologically functional derivative thereof~~.

46-52. (Canceled)

53. (New) A formulation according to claim 1, wherein the pharmaceutically acceptable ester is fluticasone propionate.

54. (New) A formulation according to claim 1, wherein the pharmaceutically acceptable ester is fluticasone valerate.

55. (New) A pharmaceutical product comprising (i) azelastine, or a pharmaceutically acceptable salt, solvate or physiologically functional derivative thereof, provided as a nasal spray, and (ii) fluticasone or a pharmaceutically acceptable ester thereof, provided as a nasal spray, as a combined preparation for simultaneous, separate or sequential use in the treatment of conditions for which administration of one or more anti-histamine and/or one or more steroid is indicated.

56. (New) A nasal spray formulation comprising (i) azelastine, or a pharmaceutically acceptable salt, solvate or physiologically functional derivative thereof, and (ii) fluticasone or a pharmaceutically acceptable ester thereof, together with a pharmaceutically acceptable carrier or excipient therefor.

REMARKS/ARGUMENTS

Status of Claims

Claims 1, 4, 6, 7, 8, 18, 26, 28, 29, 30, 35, 36, 37, 38, 44, and 45 have been amended.

Claims 3, 5, 23-24, 31-34, 39-43, and 46-52 have been canceled.

New claims 53-56 have been added.

Thus, claims 1, 2, 4, 6-22, 25-30, 35-38, 44-45, and 53-56 are currently pending in this application.

Applicants hereby request further examination and reconsideration of the presently claimed application.

Restriction Requirement

Applicants affirm the election of group I, claims 1-22, 25-42 and 44-45. Furthermore, Applicants have amended the pending claims to recite the elected species, namely a pharmaceutical formulation comprising azelastine and fluticasone.

New Claims

Applicants have added new claims 53-54 directed to specific combinations of azelastine and specific pharmaceutically acceptable esters of fluticasone, which are supported by paragraph 0045 of the published application. Further, Applicants have added new claims 55-56, which mirror existing claims 28 and 29, and are drawn to a nasal spray as disclosed by paragraph 0010 of the published application. The new claims are patentable for the reasons set forth below.

Claim Rejections – 35 U.S.C. § 112

Claims 6 and 18 stand rejected under 35 U.S.C. § 112, second paragraph, as being indefinite for failing to particularly point out and distinctly claim the subject matter which applicant regards as the invention. Applicants have amended claim 6 to remove the term “about.” Applicants have also

amended claim 18 to remove the recitation of a narrower range of values. In consideration of the foregoing, Applicants respectfully request withdrawal of the rejections.

Claim Rejections – 35 U.S.C. § 102

Claims 1, 2, 4, 7, 9-10, 12-21, 30-31, and 44-45 stand rejected under 35 U.S.C. § 102(b) as being anticipated by Cramer, European Patent No. 0780127 (hereinafter “*Cramer*”). Applicants note that claim 5 was not rejected as being anticipated by *Cramer*. Applicants have amended claim 1 to incorporate the limitations of now canceled claim 5 and respectfully submit that claims 1, 2, 4, 7, 9-10, 12-21, 30-31, and 44-45 are not anticipated by *Cramer*.

Claim Rejections – 35 U.S.C. § 103

Claims 1, 2, and 6 stand rejected under 35 U.S.C. § 103(a) as being unpatentable over Malmqvist-Granlund, et al., U.S. Patent No. 6,391,340 (hereinafter “*Malmqvist-Granlund*”). Applicants note that claim 5 was not rejected as being obvious in view of *Malmqvist-Granlund*. Applicants have amended claim 1 to incorporate the limitations of now canceled claim 5 and respectfully submit that claims 1, 2 and 6 are not obvious over *Malmqvist-Granlund*.

Claims 5 and 35-38 stand rejected under 35 U.S.C. § 103(a) as being unpatentable over *Cramer*. Claims 22 and 26-27 stand rejected under 35 U.S.C. § 103(a) as being unpatentable over *Cramer* in view of Modi, U.S. Patent No. 6,294,153 (hereinafter “*Modi*”). Claims 28-29 stand rejected under 35 U.S.C. § 103(a) as being unpatentable over *Cramer* in view of Alfonso, et al., U.S. Patent No. 6,017,963 (hereinafter “*Alfonso*”). Accordingly, the pending claims stand or fall on the above-recited application of the primary reference, *Cramer*, alone or in combination with the secondary references, *Modi* or *Alfonso*, to independent claims 1, 26, 28, and 29. Applicants respectfully submit the pending claims are patentable because the broad genus disclosed in the primary reference does not render obvious the Applicants’ claimed species directed to a

pharmaceutical formulation comprising azelastine and fluticasone. Further, Applicants submit herewith objective evidence of nonobviousness in that the claimed species directed to a pharmaceutical formulation comprising azelastine and fluticasone displays unexpectedly beneficial properties, is commercially successful, and fills a long felt but unsolved need.

The Legal Standard for Obviousness

The MPEP provides that “establishing a *prima facie* case of obviousness” requires, “the clear articulation of the reason(s) why the claimed invention would have been obvious.” See MPEP § 2142. The MPEP also acknowledges that “[t]he Supreme Court in *KSR* noted that the analysis supporting a rejection under 35 U.S.C. 103 should be made explicit.” See MPEP § 2143.

Moreover, in *KSR Int’l Co. v. Teleflex, Inc.*, the United States Supreme Court explained that, “a patent composed of several elements is not proved obvious merely by demonstrating that each of its elements was, independently, known in the prior art,” but, additionally whether “the claim extends to what is obvious.” See *KSR Int’l Co. v. Teleflex, Inc.*, 82 USPQ2d 1385, 1397 (2007). Expounding on its edict, the Supreme Court went on to opine that an obviousness determination is based upon a “proper application of *Graham*,” including consideration of “secondary factors” that may weigh against an obviousness determination. See *KSR Int’l Co. v. Teleflex, Inc.*, 82 USPQ2d at 1399 (citing *Graham v. John Deere Co. of Kansas City, et al.*, 383 U.S. 1, 148 USPQ 459 (1966)). The Office Action states:

[t]he factual inquiries set forth in *Graham v. John Deere Co.*, 383 U.S. 1, 148 USPQ 459 (1966), that are applied for establishing a background for determining obviousness under 35 U.S.C. 103(a) are summarized as follows:

1. Determining the scope and contents of the prior art.
2. Ascertaining the differences between the prior art and the claims at issue.
3. Resolving the level of ordinary skill in the pertinent art.

4. Considering objective evidence present in the application indicating obviousness or nonobviousness.

See Office Action at 10. In an attempt to satisfy the factual inquiries set forth in *Graham*, the Office Action addresses the “determining the scope and contents of the prior art” and “ascertaining the differences between the prior art and the claims at issue” portions of the *Graham* factual inquiries. However, the Office Action is silent with regards to the “resolving the level of ordinary skill in the pertinent art” and “considering objective evidence present in the application indicating obviousness or nonobviousness” portions of the *Graham* factual inquiries.

A. Cramer does not fairly suggest the elected species

In ascertaining the difference in the prior art and claim 5, the Office Action acknowledges “Cramer does not exemplify a composition comprising azelastine and fluticasone.” See Office Action at 12. As such, the Office Action retreats to a “rationale-based” obviousness rejection based on the conclusion that:

one of ordinary skill in the art would have been motivated to make a composition comprising azelastine and fluticasone because Cramer suggests that the combination of a glucocorticoid (i.e. fluticasone) and antihistamine (i.e. azelastine) provide improved relief of symptoms associated with seasonal or perennial allergic rhinoconjunctivitis.

See Office Action at 12.

The Office Action then supports its “rationale-based” rejection by stating, “the claimed invention would have been *prima facie* obvious to one of ordinary skill in the art at the time the invention was made **because the prior art is fairly suggestive of the claimed invention.**” See Office Action at 13 (emphasis added). As noted previously, “establishing a *prima facie* case of obviousness” requires, “the clear articulation of the reason(s) why the claimed invention would have been obvious.” See MPEP § 2142. The Office Action’s conclusion does not support a *prima*

facie case of obviousness because the Office Action does not clearly articulate why the claimed invention would be obvious.

The Office Action's reliance and discussion of *Cramer* does not articulate why the claimed pharmaceutical formulation comprising azelastine and fluticasone would be obvious in view of *Cramer's* general disclosure that mixtures of glucocorticoids and mixtures of antihistamines could be combined. The total number of **possible glucocorticoids specified in Cramer is six** (*beclomethasone, flunisolide, triamcinolone, fluticasone, mometasone and budesonide*) and the **total number of antihistamines is three** (*cetirizine, loratadine, azelastine*). Accordingly, there is a total of eighteen different combinations disclosed in *Cramer*. The present application claims just one of these combinations, and it is common ground that this particular combination (fluticasone and azelastine) is not explicitly mentioned in *Cramer*. The number of possible combinations rises exponentially when considering the breadth of the disclosed combinations of racemates, salts, and mixtures of the glucocorticoid and antihistamine agents.

As such, *Cramer's* disclosure cannot be "fairly suggestive of the claimed invention," *see* Office Action at 13, because, as the MPEP states, the rationale for supporting an obviousness determination requires, "choosing from a finite number of identified, predictable solutions, with a reasonable expectation of success." *See* MPEP § 2143; *see also* *KSR Int'l Co. v. Teleflex, Inc.*, 82 USPQ2d at 1397 (a combination of elements is obvious if "there are finite number of identified, predictable solutions, a person of ordinary skill has good reason to pursue."). Clearly, *Cramer's* recitation of the possibility of innumerable combinations of compounds does not disclose a "finite number of identified, predictable solutions." *See id.*

Based on the foregoing, Applicants respectfully submit that the Office Action does not present a *prima facie* case of obviousness with regard to the instant claims.

B. Secondary considerations indicate that the combination of azelastine and fluticasone is nonobviousness

Assuming, without conceding, that the Office Action's "rationale and motivation" discussion is sufficient, nevertheless, the Office Action's suggestion of a *prima facie* case of obviousness must fail because the unaddressed "secondary considerations" described below render the instant claims nonobvious. See *KSR Int'l Co. v. Teleflex, Inc.*, 82 USPQ2d at 1399. Applicants provide herewith a Rule 1.132 declaration of inventor Geena Malhotra and the accompanying Exhibits A-C setting forth evidence of the following secondary considerations of nonobviousness.

1. The combination of azelastine and fluticasone displays unexpected, beneficial results

A showing of unexpected results may rebut a *prima facie* case of obviousness, and is particularly applicable in the inherently unpredictable chemical arts where minor changes may yield substantially different results. See *e.g., In re Soni*, 34 USPQ2d 1684, 1687 (Fed. Cir. 1995). Exhibit A of the declaration demonstrates that the claimed pharmaceutical formulation comprising azelastine and fluticasone has unexpected and beneficial stability. As noted in paragraph 2 of the declaration:

The results in Table II show that the individual active materials (e.g., azelastine.HCl, budesonide, and fluticasone propionate) have good stability, in that the impurity levels are fairly constant in all the tests. The results in Table II also show that the combination of azelastine and budesonide are relatively unstable, with varying, and high amounts of impurities developing during the tests. Surprisingly, the results for azelastine and fluticasone show good stability throughout the tests, as the amount of impurity remains constant and at a low level.

These tests demonstrate that there is a clear unexpected advantage in product stability in formulating azelastine with fluticasone rather than with other steroids such as budesonide.

Improved product stability is extremely important in pharmaceutical compositions as is understood by those skilled in the art.

Furthermore, Exhibits B1 and B3 of the declaration demonstrate that a pharmaceutical formulation comprising azelastine and fluticasone has unexpected and beneficial efficacy when administered to patients. Specifically, Exhibit B1 notes that the use of DUONASE (a commercial pharmaceutical formulation comprising azelastine and fluticasone) “is very effective when compared [to] the available other nasal sprays.” Likewise, Exhibit B3 notes (with emphasis added):

DUONASE Nasal Spray is very very effective in all types of allergic rhinitis. Especially in “Seasonal allergic rhinitis”, Fluticasone alone or azelastine alone also has been tried. But single drug was not effective as compared with the combination of both i.e. “DUONASE Nasal Spray”.

Likewise, the remainder of the doctor statements in Exhibit B extol the therapeutic benefits of the claimed pharmaceutical formulation comprising azelastine and fluticasone. Such recognition by skilled artisans of the merits of the invention is further evidence of nonobviousness. *See Akzo N.V. v. United States Int’l Trade Comm’n*, 1 USPQ2d 1241, 1247 (Fed. Cir. 1986). These doctor statements demonstrate a clear, unexpected advantage in treatment efficacy, namely that the combination of azelastine and fluticasone provides a synergistic benefit in efficacy over azelastine alone or fluticasone alone.

As set forth above, the declaration provides strong evidence that the claimed pharmaceutical formulation comprising azelastine and fluticasone has unexpected and beneficial stability, and that upon administration to a patient, unexpected and beneficial enhanced efficacy is observed. Accordingly, the claimed pharmaceutical formulation comprising azelastine and fluticasone is nonobvious in view of these unexpected results.

2. The combination of azelastine and fluticasone is commercially successful

Commercial success is a strong factor favoring nonobviousness. See e.g., *Akzo N.V.* at 1246. As noted in paragraph 3 of the declaration, a pharmaceutical formulation comprising azelastine and fluticasone is commercially available where approved as DUONASE nasal spray. The doctor statements set forth in Exhibit B provide further evidence of the commercial success of DUONASE nasal spray. Furthermore, as noted in paragraph 5 of the declaration the present application claiming a pharmaceutical formulation comprising azelastine and fluticasone is licensed to Meda Pharmaceuticals, which specializes in respiratory, allergy, and cough-cold products. Given its expertise and knowledge in the field of treatment, the willingness of Meda Pharmaceuticals to license the pending application is further evidence of the commercial success of the claimed pharmaceutical formulation comprising azelastine and fluticasone. Accordingly, the claimed pharmaceutical formulation comprising azelastine and fluticasone is nonobvious in view of its commercial success.

3. The combination of azelastine and fluticasone fills a long-felt need

As set forth in *Graham*, the existence of a long-felt and unsolved need in the art is further evidence of nonobviousness. Applicants note that *Cramer* was published on June 25, 1997, which was over 10 years ago. Nonetheless, as noted in paragraph 5 of the declaration, inventor Geena Malhotra is unaware of another commercially available pharmaceutical formulation comprising an antihistamine and a steroid. Likewise, the doctor statement of Exhibit B4 notes that:

I have been using nasal sprays from the year 1993, ever since I joined my present institution. I have used Beclomethasone, Budesonide, Azelastine, Fluticasone, Mometasone, with oral antihistamines down the line till date.

The present combination spray of a weak (non sedating component) Azelastine and fluticasone (steroid component) is complete by itself in my patients of chronic simple rhinitis following nasal + sinus polyposis surgery and those unwilling for surgery or unfit for surgery.

Such “[f]irsthand practical knowledge of unsolved needs in the art, by an expert, is evidence of the state of the art.” See *In re Piasecki*, 223 USPQ 785, 789 (Fed. Cir. 1984). Applicants respectfully submit that the evidence establishes a long-felt need dating back to 1993 that continued unsolved even after the subsequent publication of *Cramer* in 1997. Applicants further submit that the lack of another commercially available pharmaceutical formulation comprising an antihistamine and a steroid further evidences a long-felt need and the failure of others to address the need prior to the present invention. Accordingly, the claimed pharmaceutical formulation comprising azelastine and fluticasone is nonobvious given that it meets the long-felt need outlined above.

4. The secondary considerations require a finding of nonobviousness

As set forth above, the claimed pharmaceutical formulation comprising azelastine and fluticasone displays unexpected, beneficial results; is commercially successful; and fills a long-felt need in the art. Accordingly, the totality of the secondary considerations requires a finding that the pending claims are not obvious, and therefore patentable, in view of the prior art of record.


CONCLUSION

Consideration of the foregoing amendments and remarks, reconsideration of the application, and withdrawal of the rejections are respectfully requested by Applicants. No new matter is introduced by way of the amendment. It is believed that each ground of rejection raised in the Office Action dated January 23, 2009 has been fully addressed. If any fee is due as a result of the filing of this paper, please appropriately charge such fee to Deposit Account Number 50-1515 of Conley Rose, P.C., Texas. If a petition for extension of time is necessary in order for this paper to be deemed timely filed, please consider this a petition therefore.

If a telephone conference would facilitate the resolution of any issue or expedite the prosecution of the application, the Examiner is invited to telephone the undersigned at the telephone number given below.

Respectfully submitted,
CONLEY ROSE, P.C.

Date: 7-23-09



Rodney B. Carroll
Reg. No. 39,624

5601 Granite Parkway, Suite 750
Plano, Texas 75024
(972) 731-2288 (Telephone)
(972) 731-2289 (Facsimile)

ATTORNEY FOR APPLICANTS

INFORMATION DISCLOSURE STATEMENT BY APPLICANT (Not for submission under 37 CFR 1.99)	Application Number	10518016
	Filing Date	2005-07-06
	First Named Inventor	Amar Lulla
	Art Unit	1616
	Examiner Name	Kristie Latrice Brooks
	Attorney Docket Number	PAC/20632 US (4137-04700)

U.S.PATENTS							Remove
Examiner Initial*	Cite No	Patent Number	Kind Code ¹	Issue Date	Name of Patentee or Applicant of cited Document	Pages,Columns,Lines where Relevant Passages or Relevant Figures Appear	
	1	6787532	B2	2004-09-07	Biggadike, et al.		

If you wish to add additional U.S. Patent citation information please click the Add button.

Add

U.S.PATENT APPLICATION PUBLICATIONS							Remove
Examiner Initial*	Cite No	Publication Number	Kind Code ¹	Publication Date	Name of Patentee or Applicant of cited Document	Pages,Columns,Lines where Relevant Passages or Relevant Figures Appear	
	1	20040242638	A1	2004-12-02	Yanni, et al.		
	2	20050192261	A1	2005-09-01	Jost-Price, et al.		
	3	20060228306	A1	2006-10-12	Lane		

If you wish to add additional U.S. Published Application citation information please click the Add button.

Add

FOREIGN PATENT DOCUMENTS								Remove
Examiner Initial*	Cite No	Foreign Document Number ³	Country Code ² j	Kind Code ⁴	Publication Date	Name of Patentee or Applicant of cited Document	Pages,Columns,Lines where Relevant Passages or Relevant Figures Appear	T ⁵
	1	1519731	EP	B1	2009-04-15	Cipla, Ltd.		<input type="checkbox"/>

**INFORMATION DISCLOSURE
STATEMENT BY APPLICANT**
(Not for submission under 37 CFR 1.99)

Application Number		10518016
Filing Date		2005-07-06
First Named Inventor	Amar Lulla	
Art Unit	1616	
Examiner Name	Kristie Latrice Brooks	
Attorney Docket Number	PAC/20632 US (4137-04700)	

2	2072051	EP	A1	2009-06-24	Cipla, Ltd.	<input type="checkbox"/>
3	2389530	GB	A	2003-12-17	Cipla, Ltd.	<input type="checkbox"/>
4	2003105856	WO	A1	2003-12-24	Cipla Limited	<input type="checkbox"/>

If you wish to add additional Foreign Patent Document citation information please click the Add button

NON-PATENT LITERATURE DOCUMENTS

Examiner Initials*	Cite No	Include name of the author (in CAPITAL LETTERS), title of the article (when appropriate), title of the item (book, magazine, journal, serial, symposium, catalog, etc), date, pages(s), volume-issue number(s), publisher, city and/or country where published.	T ⁵
	1	Foreign communication from the priority application - International Search Report, PCT/GB03/02557, September 17, 2003, 3 pages.	<input type="checkbox"/>
	2	Foreign communication from the priority application - International Preliminary Examination Report, PCT/GB03/02557, August 26, 2004, 6 pages.	<input type="checkbox"/>
	3	Foreign communication from a related counterpart application - Examination Report, EP Application 03738280.1, November 10, 2005, 4 pages.	<input type="checkbox"/>
	4	Foreign communication from a related counterpart application - Examination Report, EP Application 03738280.1, July 18, 2007, 5 pages.	<input type="checkbox"/>
	5	Applicants response to foreign communication - EP 03738280.1, May 22, 2006, 36 pages.	<input type="checkbox"/>
	6	Applicants response to foreign communication - EP 03738280.1, January 18, 2008, 17 pages.	<input type="checkbox"/>

If you wish to add additional non-patent literature document citation information please click the Add button

INFORMATION DISCLOSURE STATEMENT BY APPLICANT (Not for submission under 37 CFR 1.99)	Application Number		10518016
	Filing Date		2005-07-06
	First Named Inventor	Amar Lulla	
	Art Unit		1616
	Examiner Name	Kristie Latrice Brooks	
	Attorney Docket Number		PAC/20632 US (4137-04700)

EXAMINER SIGNATURE			
---------------------------	--	--	--

Examiner Signature		Date Considered	
--------------------	--	-----------------	--

*EXAMINER: Initial if reference considered, whether or not citation is in conformance with MPEP 609. Draw line through a citation if not in conformance and not considered. Include copy of this form with next communication to applicant.

¹ See Kind Codes of USPTO Patent Documents at www.USPTO.GOV or MPEP 901.04. ² Enter office that issued the document, by the two-letter code (WIPO Standard ST.3). ³ For Japanese patent documents, the indication of the year of the reign of the Emperor must precede the serial number of the patent document. ⁴ Kind of document by the appropriate symbols as indicated on the document under WIPO Standard ST.16 if possible. ⁵ Applicant is to place a check mark here if English language translation is attached.

**INFORMATION DISCLOSURE
STATEMENT BY APPLICANT**
(Not for submission under 37 CFR 1.99)

Application Number		10518016
Filing Date		2005-07-06
First Named Inventor	Amar Lulla	
Art Unit	1616	
Examiner Name	Kristie Latrice Brooks	
Attorney Docket Number	PAC/20632 US (4137-04700)	

CERTIFICATION STATEMENT

Please see 37 CFR 1.97 and 1.98 to make the appropriate selection(s):

That each item of information contained in the information disclosure statement was first cited in any communication from a foreign patent office in a counterpart foreign application not more than three months prior to the filing of the information disclosure statement. See 37 CFR 1.97(e)(1).

OR

That no item of information contained in the information disclosure statement was cited in a communication from a foreign patent office in a counterpart foreign application, and, to the knowledge of the person signing the certification after making reasonable inquiry, no item of information contained in the information disclosure statement was known to any individual designated in 37 CFR 1.56(c) more than three months prior to the filing of the information disclosure statement. See 37 CFR 1.97(e)(2).

See attached certification statement.

Fee set forth in 37 CFR 1.17 (p) has been submitted herewith.

None

SIGNATURE

A signature of the applicant or representative is required in accordance with CFR 1.33, 10.18. Please see CFR 1.4(d) for the form of the signature.

Signature	/Rodney B. Carroll/	Date (YYYY-MM-DD)	2009-07-23
Name/Print	Rodney B. Carroll	Registration Number	39624

This collection of information is required by 37 CFR 1.97 and 1.98. The information is required to obtain or retain a benefit by the public which is to file (and by the USPTO to process) an application. Confidentiality is governed by 35 U.S.C. 122 and 37 CFR 1.14. This collection is estimated to take 1 hour to complete, including gathering, preparing and submitting the completed application form to the USPTO. Time will vary depending upon the individual case. Any comments on the amount of time you require to complete this form and/or suggestions for reducing this burden, should be sent to the Chief Information Officer, U.S. Patent and Trademark Office, U.S. Department of Commerce, P.O. Box 1450, Alexandria, VA 22313-1450. **DO NOT SEND FEES OR COMPLETED FORMS TO THIS ADDRESS. SEND TO: Commissioner for Patents, P.O. Box 1450, Alexandria, VA 22313-1450.**

Privacy Act Statement

The Privacy Act of 1974 (P.L. 93-579) requires that you be given certain information in connection with your submission of the attached form related to a patent application or patent. Accordingly, pursuant to the requirements of the Act, please be advised that: (1) the general authority for the collection of this information is 35 U.S.C. 2(b)(2); (2) furnishing of the information solicited is voluntary; and (3) the principal purpose for which the information is used by the U.S. Patent and Trademark Office is to process and/or examine your submission related to a patent application or patent. If you do not furnish the requested information, the U.S. Patent and Trademark Office may not be able to process and/or examine your submission, which may result in termination of proceedings or abandonment of the application or expiration of the patent.

The information provided by you in this form will be subject to the following routine uses:

1. The information on this form will be treated confidentially to the extent allowed under the Freedom of Information Act (5 U.S.C. 552) and the Privacy Act (5 U.S.C. 552a). Records from this system of records may be disclosed to the Department of Justice to determine whether the Freedom of Information Act requires disclosure of these records.
2. A record from this system of records may be disclosed, as a routine use, in the course of presenting evidence to a court, magistrate, or administrative tribunal, including disclosures to opposing counsel in the course of settlement negotiations.
3. A record in this system of records may be disclosed, as a routine use, to a Member of Congress submitting a request involving an individual, to whom the record pertains, when the individual has requested assistance from the Member with respect to the subject matter of the record.
4. A record in this system of records may be disclosed, as a routine use, to a contractor of the Agency having need for the information in order to perform a contract. Recipients of information shall be required to comply with the requirements of the Privacy Act of 1974, as amended, pursuant to 5 U.S.C. 552a(m).
5. A record related to an International Application filed under the Patent Cooperation Treaty in this system of records may be disclosed, as a routine use, to the International Bureau of the World Intellectual Property Organization, pursuant to the Patent Cooperation Treaty.
6. A record in this system of records may be disclosed, as a routine use, to another federal agency for purposes of National Security review (35 U.S.C. 181) and for review pursuant to the Atomic Energy Act (42 U.S.C. 218(c)).
7. A record from this system of records may be disclosed, as a routine use, to the Administrator, General Services, or his/her designee, during an inspection of records conducted by GSA as part of that agency's responsibility to recommend improvements in records management practices and programs, under authority of 44 U.S.C. 2904 and 2906. Such disclosure shall be made in accordance with the GSA regulations governing inspection of records for this purpose, and any other relevant (i.e., GSA or Commerce) directive. Such disclosure shall not be used to make determinations about individuals.
8. A record from this system of records may be disclosed, as a routine use, to the public after either publication of the application pursuant to 35 U.S.C. 122(b) or issuance of a patent pursuant to 35 U.S.C. 151. Further, a record may be disclosed, subject to the limitations of 37 CFR 1.14, as a routine use, to the public if the record was filed in an application which became abandoned or in which the proceedings were terminated and which application is referenced by either a published application, an application open to public inspections or an issued patent.
9. A record from this system of records may be disclosed, as a routine use, to a Federal, State, or local law enforcement agency, if the USPTO becomes aware of a violation or potential violation of law or regulation.

INTERNATIONAL SEARCH REPORT

Internal Application No
PCT/GB 03/02557

A. CLASSIFICATION OF SUBJECT MATTER

IPC 7 A61K31/55 A61K31/56 A61K31/57 A61K31/58 A61K9/00
A61P37/08 A61P27/14 A61P11/06 //(A61K31/56, 31:55),
(A61K31/57, 31:55), (A61K31/58, 31:55)

According to International Patent Classification (IPC) or to both national classification and IPC

B. FIELDS SEARCHED

Minimum documentation searched (classification system followed by classification symbols)

IPC 7 A61K A61P

Documentation searched other than minimum documentation to the extent that such documents are included in the fields searched

Electronic data base consulted during the international search (name of data base and, where practical, search terms used)

EPO-Internal, MEDLINE, WPI Data, PAJ, BIOSIS, EMBASE, CHEM ABS Data

C. DOCUMENTS CONSIDERED TO BE RELEVANT

Category °	Citation of document, with indication, where appropriate, of the relevant passages	Relevant to claim No.
X	WO 97 01337 A (MCNEIL PPC INC) 16 January 1997 (1997-01-16) page 2, line 8 -page 8, line 25 ---	1-50
X	EP 0 780 127 A (PROCTER & GAMBLE) 25 June 1997 (1997-06-25) page 2, line 34 -page 5, line 30; example 3 --- -/--	1-50

Further documents are listed in the continuation of box C.

Patent family members are listed in annex.

° Special categories of cited documents:

- *A* document defining the general state of the art which is not considered to be of particular relevance
- *E* earlier document but published on or after the international filing date
- *L* document which may throw doubts on priority claim(s) or which is cited to establish the publication date of another citation or other special reason (as specified)
- *O* document referring to an oral disclosure, use, exhibition or other means
- *P* document published prior to the international filing date but later than the priority date claimed

- *T* later document published after the international filing date or priority date and not in conflict with the application but cited to understand the principle or theory underlying the invention
- *X* document of particular relevance; the claimed invention cannot be considered novel or cannot be considered to involve an inventive step when the document is taken alone
- *Y* document of particular relevance; the claimed invention cannot be considered to involve an inventive step when the document is combined with one or more other such documents, such combination being obvious to a person skilled in the art.
- *B* document member of the same patent family

Date of the actual completion of the international search

1 September 2003

Date of mailing of the international search report

17/09/2003

Name and mailing address of the ISA

European Patent Office, P.B. 5818 Patentlaan 2
NL - 2280 HV Rijswijk
Tel. (+31-70) 340-2040, Tx. 31 651 epo nl,
Fax: (+31-70) 340-3016

Authorized officer

Vandenbogaerde, A

INTERNATIONAL SEARCH REPORT

 Internat pplication No
 PCT/GB 03/02557

C.(Continuation) DOCUMENTS CONSIDERED TO BE RELEVANT		
Category °	Citation of document, with indication, where appropriate, of the relevant passages	Relevant to claim No.
X	DATABASE MEDLINE 'Online! US NATIONAL LIBRARY OF MEDICINE (NLM), BETHESDA, MD, US; 2000 PORTMANN D ET AL: "'Acceptability of local treatment of allergic rhinitis with a combination of a corticoid (beclomethasone) and an antihistaminic (azelastine)!" Database accession no. NLM11233712 XP002252974 abstract & REVUE DE LARYNGOLOGIE - OTOLOGIE - RHINOLOGIE. FRANCE 2000, vol. 121, no. 4, 2000, pages 273-279, ISSN: 0035-1334 ---	1-50
X	BUSSE W W ET AL: "CORTICOSTEROID-SPARING EFFECT OF AZELASTINE IN THE MANAGEMENT OF BRONCHIAL ASTHMA" AMERICAN JOURNAL OF RESPIRATORY AND CRITICAL CARE MEDICINE, AMERICAN LUNG ASSOCIATION, NEW YORK, NY, US, vol. 153, no. 1, 1996, pages 122-127, XP000604179 ISSN: 1073-449X page 127, column 1, paragraph 2 -----	1-50

INTERNATIONAL SEARCH REPORT

Internat	Application No
PCT/GB	03/02557

Patent document cited in search report		Publication date		Patent family member(s)		Publication date
WO 9701337	A	16-01-1997	AU	6392496 A		30-01-1997
			WO	9701337 A1		16-01-1997
EP 0780127	A	25-06-1997	EP	0780127 A1		25-06-1997

PATENT COOPERATION TREATY

PCT

INTERNATIONAL PRELIMINARY EXAMINATION REPORT

(PCT Article 36 and Rule 70)



REC'D 27 AUG 2004
WIPO PCT

Applicant's or agent's file reference CPW/20632	FOR FURTHER ACTION See Notification of Transmittal of International Preliminary Examination Report (Form PCT/PEA/416)	
International application No. PCT/GB 03/02557	International filing date (day/month/year) 13.06.2003	Priority date (day/month/year) 14.06.2002
International Patent Classification (IPC) or both national classification and IPC A61K31/55		
Applicant CIPLA LIMITED et al.		

- This international preliminary examination report has been prepared by this International Preliminary Examining Authority and is transmitted to the applicant according to Article 36.
- This REPORT consists of a total of 6 sheets, including this cover sheet.
 - This report is also accompanied by ANNEXES, i.e. sheets of the description, claims and/or drawings which have been amended and are the basis for this report and/or sheets containing rectifications made before this Authority (see Rule 70.16 and Section 607 of the Administrative Instructions under the PCT).

These annexes consist of a total of sheets.

- This report contains indications relating to the following items:
 - I Basis of the opinion
 - II Priority
 - III Non-establishment of opinion with regard to novelty, inventive step and industrial applicability
 - IV Lack of unity of invention
 - V Reasoned statement under Rule 66.2(a)(ii) with regard to novelty, inventive step or industrial applicability; citations and explanations supporting such statement
 - VI Certain documents cited
 - VII Certain defects in the international application
 - VIII Certain observations on the international application

Date of submission of the demand 07.01.2004	Date of completion of this report 26.08.2004
Name and mailing address of the international preliminary examining authority:  European Patent Office D-80298 Munich Tel. +49 89 2399 - 0 Tx: 523656 epmu d Fax: +49 89 2399 - 4465	Authorized Officer Vandenbergaeerde, A Telephone No. +49 89 2399-7874 

INTERNATIONAL PRELIMINARY EXAMINATION REPORT

International application No. PCT/GB 03/02557

I. Basis of the report

1. With regard to the **elements** of the international application (*Replacement sheets which have been furnished to the receiving Office in response to an invitation under Article 14 are referred to in this report as "originally filed" and are not annexed to this report since they do not contain amendments (Rules 70.16 and 70.17)*):

Description, Pages

1-16 as originally filed

Claims, Numbers

1-50 as originally filed

2. With regard to the **language**, all the elements marked above were available or furnished to this Authority in the language in which the international application was filed, unless otherwise indicated under this item.

These elements were available or furnished to this Authority in the following language: , which is:

- the language of a translation furnished for the purposes of the international search (under Rule 23.1(b)).
- the language of publication of the international application (under Rule 48.3(b)).
- the language of a translation furnished for the purposes of international preliminary examination (under Rule 55.2 and/or 55.3).

3. With regard to any **nucleotide and/or amino acid sequence** disclosed in the international application, the international preliminary examination was carried out on the basis of the sequence listing:

- contained in the international application in written form.
- filed together with the international application in computer readable form.
- furnished subsequently to this Authority in written form.
- furnished subsequently to this Authority in computer readable form.
- The statement that the subsequently furnished written sequence listing does not go beyond the disclosure in the international application as filed has been furnished.
- The statement that the information recorded in computer readable form is identical to the written sequence listing has been furnished.

4. The amendments have resulted in the cancellation of:

- the description, pages:
- the claims, Nos.:
- the drawings, sheets:

5. This report has been established as if (some of) the amendments had not been made, since they have been considered to go beyond the disclosure as filed (Rule 70.2(c)).

(Any replacement sheet containing such amendments must be referred to under item 1 and annexed to this report.)

6. Additional observations, if necessary:

INTERNATIONAL PRELIMINARY EXAMINATION REPORT

International application No. PCT/GB 03/02557

III. Non-establishment of opinion with regard to novelty, inventive step and industrial applicability

1. The questions whether the claimed invention appears to be novel, to involve an inventive step (to be non-obvious), or to be industrially applicable have not been examined in respect of:

- the entire international application,
- claims Nos. 46-47,49-50 with respect to industrial applicability
because:
 - the said international application, or the said claims Nos. 46-47,49-50 with respect to industrial applicability relate to the following subject matter which does not require an international preliminary examination (specify):

see separate sheet

- the description, claims or drawings (*indicate particular elements below*) or said claims Nos. are so unclear that no meaningful opinion could be formed (*specify*):
- the claims, or said claims Nos. are so inadequately supported by the description that no meaningful opinion could be formed.
- no international search report has been established for the said claims Nos.

2. A meaningful international preliminary examination cannot be carried out due to the failure of the nucleotide and/or amino acid sequence listing to comply with the standard provided for in Annex C of the Administrative Instructions:

- the written form has not been furnished or does not comply with the Standard.
- the computer readable form has not been furnished or does not comply with the Standard.

V. Reasoned statement under Article 35(2) with regard to novelty, inventive step or industrial applicability; citations and explanations supporting such statement

1. Statement

Novelty (N)	Yes: Claims	/
	No: Claims	1-50
Inventive step (IS)	Yes: Claims	/
	No: Claims	1-50
Industrial applicability (IA)	Yes: Claims	1-45, 48: YES / 46-47,49-50: see separate sheet
	No: Claims	

2. Citations and explanations

see separate sheet

Re Item III

Non-establishment of opinion with regard to novelty, inventive step and industrial applicability

Claims 46-47 and 49-50 relate to subject-matter considered by this Authority to be covered by the provisions of Rule 67.1(iv) PCT. Consequently, no opinion will be formulated with respect to the industrial applicability of the subject-matter of these claims (Article 34(4)(a)(i) PCT).

Re Item V

Reasoned statement under Article 35(2) with regard to novelty, inventive step or industrial applicability; citations and explanations supporting such statement

Reference is made to the following documents:

- D1: WO 97 01337 A (MCNEIL PPC INC) 16 January 1997 (1997-01-16)
D2: EP-A-0 780 127 (PROCTER & GAMBLE) 25 June 1997 (1997-06-25)
D3: DATABASE MEDLINE [Online] US NATIONAL LIBRARY OF MEDICINE (NLM), BETHESDA, MD, US; 2000 PORTMANN D ET AL: '[Acceptability of local treatment of allergic rhinitis with a combination of a corticoid (beclomethasone) and an antihistaminic (azelastine)]' Database accession no. NLM11233712 XP002252974 & REVUE DE LARYNGOLOGIE - OTOLOGIE - RHINOLOGIE. FRANCE 2000, vol. 121, no. 4, 2000, pages 273-279, ISSN: 0035-1334
D4: BUSSE W W ET AL: 'CORTICOSTEROID-SPARING EFFECT OF AZELASTINE IN THE MANAGEMENT OF BRONCHIAL ASTHMA' AMERICAN JOURNAL OF RESPIRATORY AND CRITICAL CARE MEDICINE, AMERICAN LUNG ASSOCIATION, NEW YORK, NY, US, vol. 153, no. 1, 1996, pages 122-127, XP000604179

- D1 discloses (cf. page 2 line 8 - page 8 line 25) a combination of (i) a topical nasal antihistaminic, i.e. levocabastine, azelastine or azatadine, and (ii) a topical nasal steroid, i.e. beclomethasone, flunisolide, triamcinolone, dexamethasone or budesonide, as nasal spray or nasal drops for the treatment of allergic rhinitis.
- D2 describes (cf. page 2 line 34 - page 5 line 30, example 3) a combination of (i) an antihistamine possessing leukotriene inhibiting properties, i.e. cetirizine, loratadine or azelastine, and (ii) a glucocorticoid, i.e. beclomethasone, flunisolide, triamcinolone, fluticasone, mometasone or budesonide, as nasal

- spray for the treatment of allergic rhinoconjunctivitis.
- D3 discloses (cf. abstract) a combination of (i) the antihistamine azelastine and (ii) the corticoid beclomethasone as nasal spray for the local treatment of seasonal or aperiodic rhinitis.
- D4 describes (page 126-127, discussion) that the combined use of (i) azelastine and (ii) corticosteroid medication in patients with asthma allowed patients to achieve a reduction in the use of inhaled corticosteroids while showing improvements in the severity of asthma symptoms and in pulmonary function.

V.1 Claims 1-43 - *Composition (for use in medicine): Novelty - Inventive step*

- V.1.1 The subject-matter of claims 1-43 relates to a composition per se or to a composition for use in medicine comprising (i) azelastine and (ii) a steroid, i.e. beclomethasone, mometasone, fluticasone, budesonide or cyclofenide.
- V.1.2 The subject-matter of independent claim 1 is not novel according to Article 33(2) PCT over the teaching of D1, D2, D3 or D4.
- V.1.3 Dependent claims 2-22 and 25 do not contain any features which, in combination with the features of any claim to which they refer, meet the requirements of the PCT in respect of novelty and/or inventive step, the reasons being as follows: Document D1, which is considered to represent the most relevant state of the art, discloses (cf. page 2 line 8 - page 8 line 25) a combination of (i) a topical nasal antihistaminic, i.e. levocabastine, azelastine or azatadine, and (ii) a topical nasal steroid, i.e. beclomethasone, flunisolide, triamcinolone, dexamethasone or budesonide, as nasal spray or nasal drops for the treatment of allergic rhinitis. The problem to be solved by the present invention may therefore be regarded as the provision of alternative formulation comprising (i) azelastine and (ii) a steroid for the treatment of allergic disorders of eye and nose or airway disorders. It would be obvious to use an alternative steroid, to use alternative carriers or to prepare an alternative formulation (i.e. inhalation formulation), because no unexpected technical effect can be seen.
- V.1.4 The same objections also apply to independent claims 23 (and dependent claims 24-25), 26, 27, 28, 29, 30, 31, 32, 33, 34, 35, 36, 37, 38, 39, 40, 41, 42 and 44.

V.2 Claims 46-50 - *Therapeutical application: Novelty - Inventive step*

- V.2.1 The subject-matter of claims relates to the therapeutical application of a composition comprising (i) azelastine and (ii) a steroid, i.e. beclomethasone,

mometasone, fluticasone, budesonide or cyclofenide for the treatment of conditions for which administration of one or more anti-histamine and/or one or more steroid is indicated, i.e. irritation or disorders of the nose or eye (e.g. allergic rhinitis, rhinoconjunctivitis), or airway disorders (e.g. asthma).

V.2.2 The subject-matter of claims 46-50 is not novel according to Article 33(2) PCT and/or cannot be considered as involving an inventive step in the sense of Article 33(3) PCT for the same reasons as given under point V.1.

V.3 Claims 44-45 - Process: Novelty - Inventive step

V.3.1 The subject-matter of claims 44-45 relates to a process for preparing a pharmaceutical composition comprising (i) azelastine and (ii) a steroid, i.e. beclomethasone, mometasone, fluticasone, budesonide or cyclofenide.

V.3.2 The subject-matter of claims 46-50 is not novel according to Article 33(2) PCT and/or cannot be considered as involving an inventive step in the sense of Article 33(3) PCT, since merely standard processes are used for preparing a composition which is already known (cf. point V.1).

V.4 Industrial applicability

For the assessment of the present claims 46-47 and 49-50 on the question whether they are industrially applicable, no unified criteria exist in the PCT Contracting States. The patentability can also be dependent upon the formulation of the claims. The EPO, for example, does not recognize as industrially applicable the subject-matter of claims to the use of a compound in medical treatment, but may allow, however, claims to a known compound for first use in medical treatment and the use of such a compound for the manufacture of a medicament for a new medical treatment.

Electronic Patent Application Fee Transmittal

Application Number:	10518016
Filing Date:	06-Jul-2005
Title of Invention:	Combination of azelastine and steroids
First Named Inventor/Applicant Name:	Amar Lulla
Filer:	Rodney B. Carroll/Linda Kerrick
Attorney Docket Number:	PAC/20632 US (4137-04700)

Filed as Large Entity

U.S. National Stage under 35 USC 371 Filing Fees

Description	Fee Code	Quantity	Amount	Sub-Total in USD(\$)
Basic Filing:				
Pages:				
Claims:				
Independent claims in excess of 3	1614	3	220	660

Miscellaneous-Filing:

Petition:

Patent-Appeals-and-Interference:

Post-Allowance-and-Post-Issuance:

Extension-of-Time:

Description	Fee Code	Quantity	Amount	Sub-Total in USD(\$)
Extension - 3 months with \$0 paid	1253	1	1110	1110
Miscellaneous:				
Submission- Information Disclosure Stmt	1806	1	180	180
Total in USD (\$)				1950

Electronic Acknowledgement Receipt

EFS ID:	5758556
Application Number:	10518016
International Application Number:	
Confirmation Number:	4912
Title of Invention:	Combination of azelastine and steroids
First Named Inventor/Applicant Name:	Amar Lulla
Customer Number:	30652
Filer:	Rodney B. Carroll/Edith Shek
Filer Authorized By:	Rodney B. Carroll
Attorney Docket Number:	PAC/20632 US (4137-04700)
Receipt Date:	23-JUL-2009
Filing Date:	06-JUL-2005
Time Stamp:	17:44:41
Application Type:	U.S. National Stage under 35 USC 371

Payment information:

Submitted with Payment	yes
Payment Type	Deposit Account
Payment was successfully received in RAM	\$1950
RAM confirmation Number	3956
Deposit Account	501515
Authorized User	

The Director of the USPTO is hereby authorized to charge indicated fees and credit any overpayment as follows:

Charge any Additional Fees required under 37 C.F.R. Section 1.21 (Miscellaneous fees and charges)

File Listing:					
Document Number	Document Description	File Name	File Size(Bytes)/ Message Digest	Multi Part /.zip	Pages (if appl.)
1		072309ResponsetoOfficeAction.pdf	722034 54b255c93b7e86a35bf11a997bb3f2d5817bdce0	yes	19
Multipart Description/PDF files in .zip description					
	Document Description		Start		End
	Amendment/Req. Reconsideration-After Non-Final Reject		1		1
	Claims		2		9
	Applicant Arguments/Remarks Made in an Amendment		10		19
Warnings:					
Information:					
2	Rule 130, 131 or 132 Affidavits	072309Rule132Declaration.pdf	4060423 4fe2f070d92ece9c5b819fa9560baf447a01faba	no	23
Warnings:					
Information:					
3	Information Disclosure Statement (IDS) Filed (SB/08)	072309_IDSForm.pdf	853302 8157fe30e02d5dfa722ef20954815d7ce89fddcd	no	5
Warnings:					
Information:					
4	Foreign Reference	EP1519731B1.pdf	121829 cc89b536942ae0a658d56b56fc2167a5466c2ae0	no	14
Warnings:					
Information:					
5	Foreign Reference	EP2072051.pdf	179482 cddc3f3b252230a76bb90671f70cce6f5d03b9e9d	no	16
Warnings:					
Information:					
6	Foreign Reference	GB2389530.pdf	489847 f34067d2dfc2319c1ef547650748b7bd3bccc8da0	no	12
Warnings:					
Information:					
7	Foreign Reference	WO2003105856A1.pdf	1321234 17ae59b3f05953a5c1ed3aaeedb4fbc07e4362	no	27

Warnings:					
Information:					
8	NPL Documents	091703_ISR_PCTGB0302557.pdf	94075 21d53a6b7cce6ff46089fbaab00e1b52278d d21f	no	3
Warnings:					
Information:					
9	NPL Documents	082604_IPER_PCTGB0302557.pdf	312809 45a2ada841debd974410c85c58dddfcb35a b6aa5	no	6
Warnings:					
Information:					
10	NPL Documents	111005_ExamReport_GB.pdf	157090 472568692a1d980cf51c00aae23f0a04331e 71d0	no	4
Warnings:					
Information:					
11	NPL Documents	071807_ExamReport_GB.pdf	211885 1d1aaf32e179ae33441aa46117f50a440400 ec19	no	5
Warnings:					
Information:					
12	NPL Documents	052206_Response to Exam Report.pdf	1489368 feabaa99d5fc1deeee6d0639c920e2783b7e 46b9	no	36
Warnings:					
Information:					
13	NPL Documents	011809_Response to Exam Report.pdf	590666 123bf484da544223a8780aa7e6ec3ce2eb9 56eb	no	14
Warnings:					
Information:					
14	Fee Worksheet (PTO-875)	fee-info.pdf	33815 0f522b502297a5236e946ca45030ad0b67 0b2a4	no	2
Warnings:					
Information:					
Total Files Size (in bytes):			10637859		

This Acknowledgement Receipt evidences receipt on the noted date by the USPTO of the indicated documents, characterized by the applicant, and including page counts, where applicable. It serves as evidence of receipt similar to a Post Card, as described in MPEP 503.

New Applications Under 35 U.S.C. 111

If a new application is being filed and the application includes the necessary components for a filing date (see 37 CFR 1.53(b)-(d) and MPEP 506), a Filing Receipt (37 CFR 1.54) will be issued in due course and the date shown on this Acknowledgement Receipt will establish the filing date of the application.

National Stage of an International Application under 35 U.S.C. 371

If a timely submission to enter the national stage of an international application is compliant with the conditions of 35 U.S.C. 371 and other applicable requirements a Form PCT/DO/EO/903 indicating acceptance of the application as a national stage submission under 35 U.S.C. 371 will be issued in addition to the Filing Receipt, in due course.

New International Application Filed with the USPTO as a Receiving Office

If a new international application is being filed and the international application includes the necessary components for an international filing date (see PCT Article 11 and MPEP 1810), a Notification of the International Application Number and of the International Filing Date (Form PCT/RO/105) will be issued in due course, subject to prescriptions concerning national security, and the date shown on this Acknowledgement Receipt will establish the international filing date of the application.

IN THE UNITED STATES PATENT AND TRADEMARK OFFICE

Applicants: Amar Lulla, <i>et al.</i>	§	
	§	Group Art Unit: 1616
Serial No.: 10/518,016	§	
	§	Examiner: Kristie Latrice Brooks
Filed: July 6, 2005	§	
	§	Confirmation No.: 4912
For: COMBINATION OF AZELASTINE AND STERIODS	§	
	§	

DECLARATION UNDER 37 CFR § 1.132

I, Geena Malhotra, hereby declare and say that:

1. I am a co-inventor of the invention claimed in the above-identified patent application.

2. Attached as Exhibit A is comparison data for five compositions:

- Column 1: Azelastine.HCl
- Column 2: Budesonide
- Column 3: Azelastine.HCl & Budesonide
- Column 4: Fluticasone Propionate
- Column 5: Azelastine.HCl and Fluticasone Propionate

Table I of Exhibit A sets for the ingredient list for the five compositions. Table II of Exhibit A sets forth comparative stability data for the five compositions. The results in Table II show the impurity levels in the initial compositions, and after storage under certain conditions: for example "25/60 RH at 1 M" means the composition was stored for one month at a temperature of 25 degrees C and at a relative humidity of 60. The results in Table II show that the individual active materials (e.g., azelastine.HCl, budesonide, and fluticasone

propionate) have good stability, in that the impurity levels are fairly constant in all the tests. The results in Table II also show that the combination of azelastine and budesonide are relatively unstable, with varying, and high amounts of impurities developing during the tests. Surprisingly, the results for azelastine and fluticasone show good stability throughout the tests, as the amount of impurity remains constant and at a low level.

3. Attached as Exhibit B is a compilation of statements from 6 medical practitioners, labeled B1-B6, along with typed transcriptions. As is self-evident, these statements attest to various advantages and superior results associated with patient use of the DUONASE product comprising azelastine and fluticasone.

4. A pharmaceutical formulation comprising azelastine and fluticasone is commercially available where approved as DUONASE nasal spray, as shown in attached Exhibit C containing information from the following website:

<http://www.cipladoc.com/therapeutic/admin.php?mode=prod&action=disp&id=213>.

5. I am unaware of another commercially available pharmaceutical formulation comprising an antihistamine and a steroid.

6. The present application is licensed to Meda Pharmaceuticals.

7. I, Geena Malhotra, further declare that all statements made herein of my own knowledge are true and that all statements made on information and belief are believed to be true; and further that these statements are made with the knowledge that willful false statements and the like so made are punishable by fine, imprisonment, or both under section 1001 of Title 18 of the United States Code and that such willful false statements may jeopardize the validity of this application or any patent issuing thereon.

Date: 3rd July 2009.

Geena Malhotra

Name: GEENA MALHOTRA

Exhibit A, Table I: Comparative Composition data of Azelastine with steroids

Ingredients	Azelastin (%w/w)	Budesonide (%w/w)	Azelastine+B udesonide (%w/w)	Fluticasone (%w/w)	Aze+Flu (%w/w)
Drugs	137 mcg	64 mcg	137+64 mcg	50 mcg	140+50 mcg
MCC+CMC (AviceI RC)	-	-	2.0	0.75	2.0
HPMC	0.10	-	-	-	-
Dispersible cellulose	-	1.25	-	-	-
Dextrose Anhy.	-	-	-	2.5	-
Anhy. Glucose	-	5.0	-	-	-
Glycerin	-	-	2.3	-	2.3
Polysorbate 80	-	0.016	0.005	0.0025	0.005
BKC 10% w/v solution	0.125	-	0.005	100 ml	0.10
Phenyl ethyl alcohol	-	-	-	0.125	0.25
Pot sorbate	-	0.12	-	-	-
Sodium EDTA	0.05	0.01	0.01	-	0.01
Sodium Chloride	0.68	-	-	-	-
Citrate Monohydrate	0.048	-	-	-	-
Disodium Phosphate	0.322	-	-	-	-
Hydrochloric acid	-	q.s.	-	-	-

Exhibit A, Table II: Comparative Stability data of Azelastine with steroid Compositions

Stability tests	Azelastine	Budesonide	Azelastine + Budesonide	Fluticasone	Azelastine + Fluticasone
	INITIAL	INITIAL	INITIAL	INITIAL	INITIAL
Assay	100	97.6	98+97	101.6	100+101.12
pH	6.78	4.51	6.0	6.4	6.1
Total Impurity	0.03	0.26	2.32+0.11	0.52	0.6
	25/60 RH at 1M	25/60 RH at 1M	25/60 RH at 1M	25/60 RH at 1M	25/60 RH at 1M
pH	6.86	4.68	5.94	Not Done	Not Done
Total Impurity	0.12	0.25	0.97 + 0.07	Not Done	Not Done
	25/60 RH at 3 M	25/60 RH at 3 M	25/60 RH at 3 M	25/60 RH at 3 M	30/65 RH at 1M
pH	6.76	4.6	5.96	6.21	5.85
Total Impurity	0.13	0.42	5.39+0.16	0.46	0.84
	40/75 RH at 1M	40/75 RH at 1M	40/75 RH at 1M	40/75 RH at 1M	40/75 RH at 1M
pH	6.86	4.69	5.92	6.35	5.82
Total Impurity	0.13	0.29	5.53+0.05	0.52	0.89
	40/75 RH at 3 M	40/75 RH at 3 M	40/75 RH at 3 M	40/75 RH at 3 M	40/75 RH at 3 M
pH	6.76	4.61	5.91	5.98	5.81
Total Impurity	0.18	0.49	18.29+0.23	0.53	0.85

Exhibit B1

Dr. C.M. Mathew Chooracken

B. Sc., M. B. B. S., M. S. (E. N. T.) D. L. O.

Senior Specialist in E.N.T.

Civil Surgeon

District Hospital, Kottayam

Reg. No. 9473

Consultation:

Behind Margh Free Market

Near Kottayam East Police Station

Collectorate P.O., Kottayam - 686 002


Pr: 2564884, Mb: 9447288822

To Cipla Respiratory L

I have been using
the Duronax nasal spray
regularly for many nasal allergy
patients. I found it is
very effective when compared
to the available other nasal
sprays. Oral medication
can be avoided as well.

Kottayam
23/2/05-

Dr. C. M. Mathew Chooracken
B. Sc., M. B. B. S., M. S. (E. N. T.) D. L. O.
Senior Specialist in E. N. T.
Civil Surgeon,
District Hospital, Kottayam
Reg. No. 9473



Dr. C.M.MATHEW CHOORACKEN

To Cipla Respiratory

I have been using the Duonase nasal spray regularly for my nasal allergic patients. I found it is very effective when compared the available other nasal sprays. Oral medication can be avoided as well.

Kottayam
23/8/05

Confidential

डॉ. पी.एन. तेजवकर

एम. एस. (ई.एन.टी.)

नाक, कान, गला एवं गर्दन रोग विशेषज्ञ

पूर्व रजिस्ट्रार ई.एन.टी. हॉस्पिटल, नांदे

गुजराती समाज, नई सड़क, उज्जैन

☎ 2561981

समय प्रातः 11 से 2.00

क्लिनिक

जय मेडिकल सेन्टर (बसावड़ा पेट्रोल पम्प के पास)

मंडावर, फ्रीमंज, उज्जैन ☎ 2514884

रविवार अवकाश

समय सायं 6 से 8.30

विशेषज्ञ

- नाक एवं सायनस इन्डोलॉजी (दूरवीन द्वारा आमरेशन)
- माइक्रोलेरिन्जियल सर्जरी
- माइक्रोइयर सर्जरी (जर्मनी, फ्रान्स एवं स्वीट्जरलैण्ड से प्रशिक्षण प्राप्त)
- नाक की प्लास्टिक सर्जरी (आईनोन्स्टाट्टी)

Regarding Deconase

18.8.2008

Writing This product - for last 80 many days

This is ideal, first line agent for the patient. The combination is adequate to deal with all type of allergy. A

- Acts on both phases (early as well as late phase of allergy i.e. inhibit)

- Antihistamine i.e. H1 receptor activity & few side effect.

- Acts on multiple receptors

The systemic bio-availability is less so can be used for a longer period without side effect.

Tough to allergy safe to H2O

[Signature]

DR.P.N.TEJANKAR

CLINIC

M.S. (E.N.T)
E.N.T and Neck Specialist
Ex-Registrar E.N.T. Hospital, Bombay

Gujrati Samaj,
Nai Sadak, Ujjain
☎ 2561981
Time Mor: 11 to 2.00

Jai Medical Centre (Near
Vasavda petrol pump)
Ghantaghar, Freegunj, Ujjain
☎ 2514884
Time: eve. 6 to 8.30

SUNDAY HOLIDAY

.....**Specialist**.....

• Nose and sinus endoscopy • Microlaryngeal Surgery • Microear Surgery (Trained from Germany, France and Switzerland) • Plastic Surgery of the Nose (rhinoplasty)

Regarding Duonase

Using this product for last so many days. This is ideal, first line agent for the patient. The combination is adequate to deal with all type of allergy.

- Acts on both phases (early as well as late phase of allergy i.e. inhibit)
- Antagonises the H1 receptor activity with few side effect.
- Acts on multiple symptoms.
- The systemic bioavailability is less so can be used for a longer period without side effect.

Tough to allergy safe to Nose

Confidential

डॉ. प्रसाद ग. जवळेकर एम.एस. (ई. एन. टी.)

रजि. नं. ०८१६८२

(कॉन्-११६-कसा)

कृष्णा जनरल हॉस्पिटल

धन्वंतरी कान, नाक, घसा हॉस्पि

गव्हाय गैरलॉन, पी. सी. एम. टी. चौक, भोसरी,

खोडन रोड, नाशिक

पुणे ४११०३२. टि. २८५२९५१६

न. उग्र, सि. पुणे, ४११०

वेळ: सध्या ११:०० ते ८-०० वा.

रविवार बंद

☎ ०२०३२-(हॉस्पि.) २४४०६६, मि २४३२

Date: 27.8.05

I have prescribed "buonase Nasal Spray for 258 patients since Aug 2004 to Aug 2005. And I found that

• buonase Nasal Spray very very effective in all types of allergic rhinitis. Especially in "seasonal allergic rhinitis". Fluticasone alone or azelast alone also has been tried. But single drug was not effective compared with the combination of both in "buonase Nasal Spray".

So I hereby strongly recommend buonase Nasal Spray for allergic rhin

डॉ. प्रसाद ग. जवळेकर

Prasad G. Javalkar

DR. PRASAD JAWALEKAR M.S (E.N.T)

Reg.no.071882

Krishna General Hospital

Gavhane building, P.C.M.T Chowk,

Bhosari,Pune 411039. ☎ 27129516

Time: eve. 5-00 to 8-00

SUNDAY CLOSED

E.N.T Specialist

Dhanvantari E.N.T.Hospital

Khodad Road, Narayangaon,

Taluka Junnar, Dist. Pune 410504

☎02132-(Hosp.)244766 (R)243969

I have prescribed "Duonase Nasal spray" for 258 patients since Aug 2004 to Aug 2005. And I found that Duonase Nasal Spray very very effective in all types of allergic rhinitis. Especially in "Seasonal allergic rhinitis", Fluticasone alone or azelastine alone also has been tried. But single drug was not effective as compared with the combination of both i.e. "Duonase Nasal Spray".

So I hereby strongly recommend Duonase Nasal Spray for allergic rhinitis.

Confidential

No: 25409



Dr. Manish Munjal

M.B.B.S., M.S. Diplomate of National Board (ENT); M.N.A.M.S.
D.H.A., D.N.D, D.N.A., D.T.M., D.M.S.

EAR - NOSE - THROAT AND HEAD-NECK SURGEON

Ph.: 2300182
Mobile : 98551-23462
E-mail : mmunj@glide.net.in

Consultant Otorhinolaryngology & Head-Neck Services
Dayanand Medical College & Hospital, Ludhiana
Formerly Consultant Christian Medical College
and Brown Hospital, Ludhiana.

Clivis-cum-Residence
52-C, Udhham Singh Nagar,
Atij. P.A.U. Gate No.4,
Next to Lions Bhawan, Ludhiana.

To

By

No.

Pr.

Re.

Lo.

Rem.

Web.

Cap.

Att.

I have been using nasal sprays from
The year 1993, ever since I joined my
Present institution. I have used beclometh
sone, budesonide, Azelastine, fluticasone,
mometasone, with oral antihistamines
down the line till date.

The present combination spray of \approx week
(now sedating component) Azelastine and
fluticasone (steroidal component) is comp
by itself in my patients of chronic
simple rhinitis; following nasal sinus
Polyps surgery and those awaiting
for surgery or unfit for surgery.

There is \approx response noted within \approx week
 Δ in \approx few patients but the maximum

Handwritten signature and notes on the left margin.

Consultations: Evening 4.30 P.M. to 9.00 P.M. 5.30 P.M. to 8.30 P.M.
Emergency & special services only: Evening: 6.30 to 8.30 P.M.

Confidential

Number of patients respond very well after three weeks of therapy.

Recurrences of polyposis after functional endoscopic sinus surgery is markedly reduced. Eye itching, crusting and nasal bleed as noted with earlier preparations is not noted to that extent.

Of course caution/avoidance in diabetic and hypertensive patients is required for fear of worsening or inducing a fungal pathology. (Rough have not found much literature on this issue on the net)

The combination therapy (Duoynose) is gradually tapered off by me in two to three months time.

Occasionally usage is not advised. The entire bottle must be finished for having the best of results.

Hoping the future is bright for this combination and no one digs up some contraindication or side effect.

DR. MANISH MUNJAL

I have been using nasal sprays from the year 1993, ever since I joined my present institution. I have used Beclomethasone, Budesonide, Azelastine, Fluticasone, Mometasone, with oral antihistamines down the line till date.

The present combination spray of a weak (non sedating component) Azelastine and fluticasone (steroid component) is complete by itself in my patients of chronic simple rhinitis following nasal + sinus polyposis surgery and those unwilling for surgery or unfit for surgery.

There is a response noted within a week in a few patients but the maximum number of patients respond very well after three weeks of therapy.

Recurrences of polyposis after functional endoscopic sinus surgery is markedly reduced. Eye itching, crusting and nasal bleed as noted with earlier preparations is not noted to that much extent of course caution/avoidance in diabetic and hypertensive patients is required for fear of worsening or inducing and fungal pathology (though have not found much literature on the issue on the net).

The combination Therapy (DUONASE) is gradually tapered off by me in two to three months time.

Occasionally usage is not advised. The entire bottle must be finished for having the best of results.

Hoping the future is bright for this combination and no one digs up some contra indication or side effect of this indication.

Exhibit B5



VATS E.N.T. CENTRE

(दिल्ली सरकार द्वारा पंजीकृत)

698/5, Yamuna Vihar Road, (Road No. 56), Maujpur, Delhi-110053

: 229111
Ph. : 229184
: 229111

Dr. Suresh Vats

M.B.B.S., M.S. (ENT)
CONSULTANT EAR, NOSE & THROAT SURGEON
Formerly ENT Surgeon
ST. STEPHEN'S HOSPITAL
LNJP & GB PANT HOSPITAL

डॉ० सुरेश वत्स

एम.बी.बी.एस., एम.एस.(ई.एन.टी.)

कान, नाक व गला रोग विशेषज्ञ एवं सर्जन
समय : सुबह 10 से 1 तक शाम 6 से 8 तक

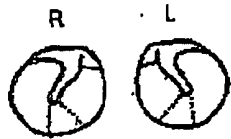
Reimbursable Yes/No. S. No. (सिविलर अवकाश)

Name Age & Sex Resi. Date At

- रफ़्तार को बेहतर Audiometry एवं Speech Therapy
- रि. सु. सुक सुक 10 से 1 प फेस बाप 7 से 8 तक
- P.T. Auditory/Hearing Assessment
- Nasal Audiogram
- Hearing Aid Trial
- Speech Assessment
- Speech Therapy
- Caloric Test
- Impedance

- Hb TLC, ELC, E.T., C.T.
- ESR, Hs-Tesr
- Glucose Sugar R.F-So. Blood Urea
- Uric Acid R.F. H/L
- Prothrombin Time Platelets Count
- HBA1c, Hb 1 & II
- AEC IgE, Nasal smear for Eosinophils
- VDR, ASLO Thru
- T3 T4 TSH
- Cytology smear for AFB
- Throat/Nostril/Ear/Smear G & S
- Stom - via E eye
- FNAC

- X-Ray Sketochile - 1 st. Oblique (B) Towns
- X-Ray PNS - Waters
- X-Ray Naso-Pharyngo-soft Tissue (Lateral)
- X-Ray Block soft Tissue - Lateral
- X-Ray cervical Spine - Lat. & A.P.
- X-Ray - Sphenoid Sinus (B-Lateral)
- X-Ray Occluded view for 1st mouth
- X-Ray - External Auditory Meatus - Lat., St. - U.
- X-Ray - Internal Auditory Meatus
- X-Ray TMJ Joint Lat. Open & closed Jaw
- X-Ray - Nasal Bones - Lateral
- X-Ray Skull - AP - Lateral
- X-Ray - Chast. PA. View
- Barium Swallow
- C.T. Scan - PNS - Coronal 3 mm cuts
- C.T. Scan - Temporal bones
- C.T. Scan - Head - Head
- E.C.G.



Rinne's
Weber's

I/L Exa.:



Right Left



Increase nasal flow
is unique & distinct for
from available nasal sprays
due to it- Combined but
allergic & antihistaminic
properties. It is an excellent
product, effective in the
treatment of Allergic
Rhinitis with or without
concomitant Hypertrophy

Allergy. Worth trying to
use in certain patients. Se-
veral antihistamine may be having

17/8/08

DR. SURESH VASTI
M.S. (ENT)
Sr. CONSULTANT EAR, NOSE &
THROAT SURGEON
Reg. No. MCI-2108, DMC-1712
69/5, Road No. 68, Madhav. Dham-54

Dr. SURESH VATS

Duonase Nasal spray is unique & distinct from other available nasal sprays due to its combined Anti-allergic & anti-inflammatory properties. It is an excellent product, effective in majority of patients with allergic Rhinitis with or without concomitant Bronchial Allergy. Worth Trying. Safe to use in certain patients where oral antihistamine may be harmful.

डॉ. बी. बी. माथुर
एम.डी.

Dr. B. B. Mathur
M.D.

वरिष्ठ विशेषज्ञ एवं एसोसिएट प्रोफेसर
चेष्ट एवं टी.बी. विभाग
सरदार पटेल मेडिकल कॉलेज, बीकानेर
RMC No. 7468

Senior Consultant & Associate Professor
Chest & T.B., Hospital
S.P. Medical College, BIKANER
☎ Hos. : 0151-2226333, Res. 0151-2528789

Ref No.

Date... 17/8/05

Duonase Nasal Spray is highly effective
in controlling symptoms and subsequent relapse in
patients of Allergic Rhinitis. I have used
this product in many patients and due to
its efficacy it gives confidence to patients &
it take care symptoms due to rapid onset of
action and long lasting relief due to anti-
inflammatory activity.

डॉ. बी. बी. माथुर
एसोसिएट प्रोफेसर
टी. बी. चेष्ट विभाग
सरदार पटेल मेडिकल कॉलेज
बीकानेर (राज.)

निवास-111/7, मेडिकल कॉलेज कंपस, नागनेधीजी रोड, बीकानेर 334003 ☎ 0151-2528789
Resl. : 111/7, Medical College Campus, Nagnechiji Road, Opposite Swimming Pool, BIKANER ☎ 0151-2528789

Dr. B.B. MATHUR

Duonase Nasal spray is highly effective in controlling symptoms and subsequent relapse in patients of Allergic Rhinitis. I have used this product in many patients and due to its efficacy it gives confidence to patients as it take care symptoms due to rapid onset of action and long lasting relief due to anti-inflammatory action.



Essential Cipla Essential Tools Leisure Time

Cipla

Therapeutic Index

Nasal Preparations

Duonase Nasal Spray

Azelastine hydrochloride & Fluticasone propionate

Each spray delivers

Azelastine hydrochloride BP 140 mcg
Fluticasone propionate BP 50 mcg

Composition

Fluticasone propionate BP 0.0357% w/v
Azelastine Hydrochloride BP 0.10% w/v
Benzalkonium Chloride NF 0.01% w/v
(as preservative)
Phenyl Ethyl alcohol USP 0.25% v/v
(as preservative)

Description

Duonase is an antihistamine-corticosteroid combination available as a metered spray formulation for intranasal administration. It contains azelastine hydrochloride, which is a generation H 1 receptor antagonist with potent topical activity and fluticasone propionate, synthetic corticosteroid with anti-inflammatory properties.

Pharmacology

As Duonase is a combination of Azelastine and Fluticasone; the pharmacological properties of both the molecules are given separately.

Pharmacology of Azelastine Hydrochloride

Azelastine hydrochloride, a phthalazinone derivative, exhibits histamine H₁-receptor antagonist activity in isolated tissues, animal models, and humans. The major metabolite, desmethylazelastine, also possesses H₁-receptor antagonist activity.

Pharmacokinetics and Metabolism

After intranasal administration, the systemic bioavailability of azelastine hydrochloride is approximately 40%. Maximum plasma concentrations (C_{max}) are achieved in 2-3 hours. Following intravenous and oral administration, the elimination half-life, steady-state volume of distribution, and plasma clearance are 22 hours, 14.5 L/kg, and 0.5 L/h/kg, respectively. Approximately 75% of an oral dose of radiolabeled azelastine hydrochloride was excreted in feces with less than 10% as unchanged azelastine. Azelastine is oxidatively metabolized to its principal active metabolite, desmethylazelastine, by the cytochrome P450 enzyme system. Specific P450 isoforms responsible for the biotransformation of azelastine have not been identified; however, clinical interaction studies with the known CYP3A4 inhibitor erythromycin failed to demonstrate a pharmacokinetic interaction. In a multiple-dose, steady-state drug interaction study in normal volunteers, cimetidine (400 mg twice daily), a nonspecific P450 inhibitor, raised orally administered mean azelastine (4 mg twice daily) concentrations by approximately 65%.

The major active metabolite, desmethylazelastine, was not measurable (below assay limit) following single-dose intranasal administration of azelastine hydrochloride. After intranasal dosing of azelastine hydrochloride to steady-state, plasma concentrations of desmethylazelastine were

from 20-50% of azelastine concentrations. When azelastine hydrochloride is administered desmethylazelastine has an elimination half-life of 54 hours. Limited data indicate that the metabolite profile is similar when azelastine hydrochloride is administered via the intranasal oral route.

Pharmacology of Fluticasone Propionate

Fluticasone propionate is a synthetic, trifluorinated corticosteroid with anti-inflammatory activity.

In preclinical studies, fluticasone propionate revealed progesterone-like activity similar to natural hormone. However, the clinical significance of these findings in relation to the low levels is not known.

The precise mechanism through which fluticasone propionate affects allergic rhinitis symptoms is not known. Corticosteroids have been shown to have a wide range of effects on multiple cell types (e.g., mast cells, eosinophils, neutrophils, macrophages, and lymphocytes) and mediators (e.g., histamine, eicosanoids, leukotrienes, and cytokines) involved in inflammation.

Pharmacokinetics:

Absorption: Fluticasone propionate delivered by the intranasal route has an absolute bioavailability averaging less than 2%. After intranasal treatment of patients with allergic rhinitis for 3 weeks, fluticasone propionate plasma concentrations were above the level of detection (pg/mL) only when recommended doses were exceeded and then only in occasional samples at low plasma levels. Due to the low bioavailability by the intranasal route, the majority of the pharmacokinetic data was obtained via other routes of administration. Studies using oral doses of radiolabeled drug have demonstrated that fluticasone propionate is highly extracted from plasma and absorption is low. Oral bioavailability is negligible, and the majority of the circulating radioactivity is due to an inactive metabolite.

Distribution: Following intravenous administration, the initial disposition phase for fluticasone propionate was rapid and consistent with its high lipid solubility and tissue binding. The volume of distribution averaged 4.2 L/kg.

The percentage of fluticasone propionate bound to human plasma proteins averaged 91% at various concentrations. Fluticasone propionate is weakly and reversibly bound to erythrocytes and freely equilibrates between erythrocytes and plasma. Fluticasone propionate is not significantly bound to human transcortin.

Metabolism: The total blood clearance of fluticasone propionate is high (average, 1,050 mL/min), with renal clearance accounting for less than 0.02% of the total. The only circulating metabolite detected in man is the 17(beta)-carboxylic acid derivative of fluticasone propionate which is formed through the cytochrome P450 3A4 pathway. This inactive metabolite had a low affinity (approximately 1/2,000) than the parent drug for the glucocorticoid receptor of human cytosol in vitro and negligible pharmacological activity in animal studies. Other metabolites detected in vitro using cultured human hepatoma cells have not been detected in man.

Elimination: Following intravenous dosing, fluticasone propionate showed polyexponential kinetics and had a terminal elimination half-life of approximately 7.8 hours. Less than 5% of a radiolabeled oral dose was excreted in the urine as metabolites, with the remainder excreted in the feces as parent drug and metabolites.

Indications

Duonase is indicated for the management of symptoms of allergic rhinitis once the need for antihistamine and corticosteroid has been established. It is recommended to treat **moderate to severe persistent symptoms** in adults above 12 years. For children above 5 years **Duonase** is recommended for **severe symptoms** of allergic rhinitis. **Duonase** can also be used for treating non-allergic vasomotor rhinitis in adults and children 12 years of age and older.

Dosage And Method of Administration

Adults and children 5 years and older: 1 spray/nostril twice daily

The recommended dosage should not be exceeded. Not recommended for use in children under 5 years.

Contact Us

Essential Update

- News Update
- HIV/AIDS Update
- Respiratory Update
- Cardiology Update
- Infection Update
- Neurology Update
- Ophthalmology Update
- Disease of the month
- Medical Slides
- Conferences

Therapeutic Index

- Cipla
- Cipla Omnicare

New Introductions

- Internationally
- Cipla
- Protec

Essential Reading

- Publications
- Patient help
- Treatment guidelines

Search:

- www
- www.cipladoc.com

Contraindications

Duonase is contraindicated in patients with or known hypersensitivity to azelastine hydroc or fluticasone propionate or any of the components of the preparation.

Warnings and Precautions

- Concurrent use of this combination with alcohol or other CNS depressants or othe antihistamines should be avoided as additional reductions in alertness and additio impairment of CNS performance may occur due to azelastine.
- The replacement of a systemic corticosteroid with a topical corticosteroid can be accompanied by signs of adrenal insufficiency. Some patients may experience syi of withdrawal e.g. joint and/or muscular pain, lassitude and depression.
- The concomitant use of an intranasal corticosteroid with other corticosteroids coul increase the risk of signs or symptoms of hypercorticism and/ or suppression of th axis. Therefore the combination should be used cautiously in patients with other pathological conditions requiring steroids.
- Intranasal corticosteroids may cause a reduction in growth velocity when administ higher dose. The recommended dosage of **Duonase** should not be exceeded.
- Special care is needed in patients with lung tuberculosis and fungal and viral infec Children who are on immunosuppressant drugs are more susceptible to infections healthy children. Chicken pox and measles for example can have a more serious a fatal course in children on immunosuppressant corticosteroids.
- During long term therapy, monitoring of hematological and adrenal function is adv
- In clinical studies with intranasal fluticasone propionate, the development of local: infections of the nose and the pharynx with *Candida albicans* has been seen rarel; such an infection develops, it may require treatment with appropriate local therapy discontinuation of the treatment with **Duonase** is advised

Drug Interactions

The use of **Duonase** in patients taking concurrent drugs, which are potent inhibitors of tl cytochrome 450 3A4 system eg. Ketoconazole and protease inhibitors such as ritonavir r associated with increased systemic exposure of fluticasone.

Pregnancy

The combination should be used during pregnancy only if the potential benefit justifies the potential risk to the fetus.

Lactation

It is not known whether azelastine hydrochloride or fluticasone propionate is excreted in h milk. Hence, caution should be exercised while prescribing this combination to nursing m

Undesirable Effects

The most likely side effects with this combination are headache, somnolence, pharyngitis, epistaxis, nasal burning/irritation, nausea, vomiting, cough, taste disturbance. The combir may produce a bitter taste, which may lead to occasional nausea. Bitter taste disappears sometime.

Shelf Life

2 years

Storage and Handling Instructions

Store below 30⁰ C.
Do not refrigerate.
Protect from direct sunlight.

Packaging Information

Duonase Nasal Spray
Sales pack contains 70 metered doses

Last Updated: M

[News Updates](#) | [Cardiology Update](#) | [Infection Update](#) | [Treatment Guidelines](#)
[Respiratory Update](#) | [Neurology Update](#) | [Ophthalmology Update](#) | [Medline](#) |
[Medical Slides](#) | [Patient Help](#) | [Conferences](#) | [Forum](#) | [Medical Quiz](#) | [New Introdu](#)
[Disease of the Month](#) | [Interesting Links](#) | [New Introductions Internationally](#) | [Car](#)
[Therapeutic Index](#) | [Cipla.com](#) | [Contact](#)

Site best viewed in IE ver 4 + @ 800 x 600 resolution
Copyright © 2000, All rights reserved.

Site designed and maintained by [Thatz It Productions](#)



UNITED STATES PATENT AND TRADEMARK OFFICE

UNITED STATES DEPARTMENT OF COMMERCE
United States Patent and Trademark Office
Address: COMMISSIONER FOR PATENTS
P.O. Box 1450
Alexandria, Virginia 22313-1450
www.uspto.gov

Table with 5 columns: APPLICATION NO., FILING DATE, FIRST NAMED INVENTOR, ATTORNEY DOCKET NO., CONFIRMATION NO.
10/518,016 07/06/2005 Amar Lulla TPP31753 4912

77176 7590 01/23/2009
Novak, Druce & Quigg LLP
1300 I Street, N.W.
Suite 1000, West Tower
WASHINGTON, DC 20005

EXAMINER

BROOKS, KRISTIE LATRICE

ART UNIT PAPER NUMBER

1616

MAIL DATE DELIVERY MODE

01/23/2009

PAPER

Please find below and/or attached an Office communication concerning this application or proceeding.

The time period for reply, if any, is set in the attached communication.

Office Action Summary	Application No. 10/518,016	Applicant(s) LULLA ET AL.	
	Examiner KRISTIE L. BROOKS	Art Unit 1616	

-- The MAILING DATE of this communication appears on the cover sheet with the correspondence address --

Period for Reply

A SHORTENED STATUTORY PERIOD FOR REPLY IS SET TO EXPIRE 3 MONTH(S) OR THIRTY (30) DAYS, WHICHEVER IS LONGER, FROM THE MAILING DATE OF THIS COMMUNICATION.

- Extensions of time may be available under the provisions of 37 CFR 1.136(a). In no event, however, may a reply be timely filed after SIX (6) MONTHS from the mailing date of this communication.
- If NO period for reply is specified above, the maximum statutory period will apply and will expire SIX (6) MONTHS from the mailing date of this communication.
- Failure to reply within the set or extended period for reply will, by statute, cause the application to become ABANDONED (35 U.S.C. § 133). Any reply received by the Office later than three months after the mailing date of this communication, even if timely filed, may reduce any earned patent term adjustment. See 37 CFR 1.704(b).

Status

- 1) Responsive to communication(s) filed on 06 July 2005.
- 2a) This action is **FINAL**. 2b) This action is non-final.
- 3) Since this application is in condition for allowance except for formal matters, prosecution as to the merits is closed in accordance with the practice under *Ex parte Quayle*, 1935 C.D. 11, 453 O.G. 213.

Disposition of Claims

- 4) Claim(s) 1-42 and 44-52 is/are pending in the application.
4a) Of the above claim(s) 23,24 and 46-52 is/are withdrawn from consideration.
- 5) Claim(s) _____ is/are allowed.
- 6) Claim(s) 1-22,25-42,44 and 45 is/are rejected.
- 7) Claim(s) _____ is/are objected to.
- 8) Claim(s) _____ are subject to restriction and/or election requirement.

Application Papers

- 9) The specification is objected to by the Examiner.
- 10) The drawing(s) filed on _____ is/are: a) accepted or b) objected to by the Examiner.
Applicant may not request that any objection to the drawing(s) be held in abeyance. See 37 CFR 1.85(a).
Replacement drawing sheet(s) including the correction is required if the drawing(s) is objected to. See 37 CFR 1.121(d).
- 11) The oath or declaration is objected to by the Examiner. Note the attached Office Action or form PTO-152.

Priority under 35 U.S.C. § 119

- 12) Acknowledgment is made of a claim for foreign priority under 35 U.S.C. § 119(a)-(d) or (f).
a) All b) Some * c) None of:
1. Certified copies of the priority documents have been received.
2. Certified copies of the priority documents have been received in Application No. _____.
3. Copies of the certified copies of the priority documents have been received in this National Stage application from the International Bureau (PCT Rule 17.2(a)).
- * See the attached detailed Office action for a list of the certified copies not received.

Attachment(s)

- | | |
|---|--|
| 1) <input checked="" type="checkbox"/> Notice of References Cited (PTO-892) | 4) <input type="checkbox"/> Interview Summary (PTO-413)
Paper No(s)/Mail Date. _____. |
| 2) <input type="checkbox"/> Notice of Draftsperson's Patent Drawing Review (PTO-948) | 5) <input type="checkbox"/> Notice of Informal Patent Application |
| 3) <input checked="" type="checkbox"/> Information Disclosure Statement(s) (PTO/SB/08)
Paper No(s)/Mail Date <u>7/6/05;10/5/05</u> . | 6) <input type="checkbox"/> Other: _____. |

DETAILED ACTION

1. The previous non-final office action mailed October 17, 2008 is hereby **vacated** and a new office action is presented below.

Election/Restrictions

2. Restriction to one of the following inventions is required under 35 U.S.C. 121:
- I. Claims 1-22, and 2542 and 44-45 are drawn to a pharmaceutical formulation comprising azelastine and a steroid, classified in class 514, subclass 171.
 - II. Claims 23-24 are drawn to drawn to a pressure packing, classified in class 128, subclass 200.23.
 - III. Claims 46-52 are drawn to a method of use, classified in class 514, subclass 171.

The inventions are distinct, each from the other because of the following reasons:

Inventions I and II are directed to related products. The related inventions are distinct if: (1) the inventions as claimed are either not capable of use together or can have a materially different design, mode of operation, function, or effect; (2) the inventions do not overlap in scope, i.e., are mutually exclusive; and (3) the inventions as claimed are not obvious variants. See MPEP § 806.05(j). In the instant case, the inventions as claimed do not overlap in scope because the two inventions have materially different design and mode of operation. Invention II is drawn to a pressure packing device or metered dose inhaler where a composition is delivered by spray or

Art Unit: 1616

aerosol which is different from the pharmaceutical formulation of Invention I.

Furthermore, the inventions as claimed do not encompass overlapping subject matter and there is nothing of record to show them to be obvious variants.

Inventions I and III are related as product and process of use. The inventions can be shown to be distinct if either or both of the following can be shown: (1) the process for using the product as claimed can be practiced with another materially different product or (2) the product as claimed can be used in a materially different process of using that product. See MPEP § 806.05(h). In the instant case, the product of invention I can be used in a materially different process, such as, improving vision .

Inventions II and III are related as product and process of use. The inventions can be shown to be distinct if either or both of the following can be shown: (1) the process for using the product as claimed can be practiced with another materially different product or (2) the product as claimed can be used in a materially different process of using that product. See MPEP § 806.05(h). In the instant case, the process of Invention III, can be used with a materially different product, such as, without the pressure packing device or metered dose inhaler of Invention II.

3. For purpose of examination, the Examiner has requested Applicant to provisionally elect a single steroid selected from: beclomethasone, mometasone, fluticasone, or a pharmaceutically acceptable ester thereof, budesonide or cyclofenide.

Art Unit: 1616

4. Restriction for examination purposes as indicated is proper because all these inventions listed in this action are independent or distinct for the reasons given above and there would be a serious search and examination burden if restriction were not required because one or more of the following reasons apply:

- (a) the inventions have acquired a separate status in the art in view of their different classification;
- (b) the inventions have acquired a separate status in the art due to their recognized divergent subject matter;
- (c) the inventions require a different field of search (for example, searching different classes/subclasses or electronic resources, or employing different search queries);
- (d) the prior art applicable to one invention would not likely be applicable to another invention;
- (e) the inventions are likely to raise different non-prior art issues under 35 U.S.C. 101 and/or 35 U.S.C. 112, first paragraph.

Applicant is advised that the reply to this requirement to be complete must include (i) an election of a invention to be examined even though the requirement may be traversed (37 CFR 1.143) and (ii) identification of the claims encompassing the elected invention.

The election of an invention may be made with or without traverse. To reserve a right to petition, the election must be made with traverse. If the reply does not distinctly and specifically point out supposed errors in the restriction requirement, the election

Art Unit: 1616

shall be treated as an election without traverse. Traversal must be presented at the time of election in order to be considered timely. Failure to timely traverse the requirement will result in the loss of right to petition under 37 CFR 1.144. If claims are added after the election, applicant must indicate which of these claims are readable on the elected invention.

If claims are added after the election, applicant must indicate which of these claims are readable upon the elected invention.

Should applicant traverse on the ground that the inventions are not patentably distinct, applicant should submit evidence or identify such evidence now of record showing the inventions to be obvious variants or clearly admit on the record that this is the case. In either instance, if the examiner finds one of the inventions unpatentable over the prior art, the evidence or admission may be used in a rejection under 35 U.S.C. 103(a) of the other invention.

Applicant is reminded that upon the cancellation of claims to a non-elected invention, the inventorship must be amended in compliance with 37 CFR 1.48(b) if one or more of the currently named inventors is no longer an inventor of at least one claim remaining in the application. Any amendment of inventorship must be accompanied by a request under 37 CFR 1.48(b) and by the fee required under 37 CFR 1.17(i).

5. The examiner has required restriction between product and process claims.

Where applicant elects claims directed to the product, and the product claims are subsequently found allowable, withdrawn process claims that depend from or otherwise

Art Unit: 1616

require all the limitations of the allowable product claim will be considered for rejoinder.

All claims directed to a nonelected process invention must require all the limitations of an allowable product claim for that process invention to be rejoined.

In the event of rejoinder, the requirement for restriction between the product claims and the rejoined process claims will be withdrawn, and the rejoined process claims will be fully examined for patentability in accordance with 37 CFR 1.104. Thus, to be allowable, the rejoined claims must meet all criteria for patentability including the requirements of 35 U.S.C. 101, 102, 103 and 112. Until all claims to the elected product are found allowable, an otherwise proper restriction requirement between product claims and process claims may be maintained. Withdrawn process claims that are not commensurate in scope with an allowable product claim will not be rejoined. See MPEP § 821.04(b). Additionally, in order to retain the right to rejoinder in accordance with the above policy, applicant is advised that the process claims should be amended during prosecution to require the limitations of the product claims. **Failure to do so may result in a loss of the right to rejoinder.** Further, note that the prohibition against double patenting rejections of 35 U.S.C. 121 does not apply where the restriction requirement is withdrawn by the examiner before the patent issues. See MPEP § 804.01.

Telephone Election

6. During a telephone conversation with Attorney Tom Pavelko on May 21, 2008 a provisional election was made without traverse to prosecute Invention I, claims 1-22, 25-42 and 44-45. A provisional election of species of fluticasone was also made.

Affirmation of this election must be made by applicant in replying to this Office action. Claims 23-24, 32-34, 39-42 and 46-52 are withdrawn from further consideration by the examiner, 37 CFR 1.142(b), as being drawn to a non-elected invention.

Status of Application

7. Claims 1-42 and 44-52 are pending.
8. Claims 23-24, 32-34, 39-42 and 46-52 are withdrawn from further consideration as being drawn to the non-elected invention.

Claim Rejections - 35 USC § 112

9. The following is a quotation of the second paragraph of 35 U.S.C. 112:

The specification shall conclude with one or more claims particularly pointing out and distinctly claiming the subject matter which the applicant regards as his invention.

10. Claims 6 and 18 are rejected under 35 U.S.C. 112, second paragraph, as being indefinite for failing to particularly point out and distinctly claim the subject matter which applicant regards as the invention.

Claim 6 is indefinite due to the phrase "less than about 10 μ m," which simultaneously refers to a broad range and a narrower range. For example, in claim 2, the conflicting phrase "less than about 10 μ m " is unclear as to whether it is less than 10 μ m, in which the range cannot be greater than 10 μ m, or about 10 μ m thereof, in which the range can include a value above 10 μ m. Therefore, it would be unclear to a skilled artisan, which range Applicant has intended.

For purposes of examination, the Examiner has interpreted "less than about 10 μ m thereof" to mean less than 10 μ m.

A broad range or limitation together with a narrow range or limitation that falls within the broad range or limitation (in the same claim) is considered indefinite, since the resulting claim does not clearly set forth the metes and bounds of the patent protection desired. See MPEP § 2173.05(c). **In the present instance**, claim 18 recites "...wherein the buffer maintains a pH of the aqueous phase at from 3 to 7...", and the claim also recites phrases "preferably 4.5 to about 6", which is the narrower statement of the range/limitation.

Claim Rejections - 35 USC § 102

11. The following is a quotation of the appropriate paragraphs of 35 U.S.C. 102 that form the basis for the rejections under this section made in this Office action:

A person shall be entitled to a patent unless –

(b) the invention was patented or described in a printed publication in this or a foreign country or in public use or on sale in this country, more than one year prior to the date of application for patent in the United States.

12. Claims 1-4, 7,9-10,12-21, 30-32, and 44-45 are rejected under 35 U.S.C. 102(b) as being anticipated by Cramer (EP 0780127).

Cramer teaches a nasal spray composition comprising about 0.001 to about 0.2% concentration of a glucocorticosteroid (i.e. beclomethasone, flunisolide, triamcinolone, fluticasone, mometasone, bedusonide and pharmaceutically acceptable salts), 0.01 to about 4% concentration of an antihistamine (i.e. azelastine or

Art Unit: 1616

pharmaceutically acceptable salt thereof), and an intranasal carrier (see the abstract and page 2 lines 36-45). The composition may contain isotonic agents such as citric acid, boric acid, propylene glycol, etc., thickening agents such as xanthan gum, microcrystalline cellulose, carboxymethyl cellulose, hydroxypropyl cellulose, etc., humectants such as sorbitol, propylene glycol, polyethylene glycol, etc. and preservatives such as benzyl alcohol, phenylethyl alcohol, and quaternary ammoniums such as benzalkonium chloride (see page 4 lines 50-58 and page 5 lines 1-22). The pH of the composition is from about 4.5 to about 9 (see page 2 lines 57-58). The composition may be formulated into a nasal solution (for use as drops or a spray), a nasal suspension, ointment, or gel (see page 3 lines 43-47). Typically the dosage units may be prepared to deliver 0.5mcg to about 100mcg of the glucocorticoid and 5mcg to about 1000mcg of the antihistamine spray (see page 3 lines 58 and page 4 lines 1-2). Example III discloses an intranasal pharmaceutical composition prepared by combining the following components utilizing conventional mixing techniques, shown below:

Component	Wgt %
triamcinolone acetonide	0.050
azelastine HCl	0.070
polysorbate 80	0.080
glycerin	2.000
hydroxypropyl methyl cellulose	1.000
sodium chloride	0.900
ethylenediamine tetraacetic acid	0.050
benzalkonium chloride	0.020
distilled water	q.s. to vol.

(see page 6, Example III).

Claim Rejections - 35 USC § 103

Art Unit: 1616

13. The following is a quotation of 35 U.S.C. 103(a) which forms the basis for all obviousness rejections set forth in this Office action:

(a) A patent may not be obtained though the invention is not identically disclosed or described as set forth in section 102 of this title, if the differences between the subject matter sought to be patented and the prior art are such that the subject matter as a whole would have been obvious at the time the invention was made to a person having ordinary skill in the art to which said subject matter pertains. Patentability shall not be negated by the manner in which the invention was made.

The factual inquiries set forth in *Graham v. John Deere Co.*, 383 U.S. 1, 148 USPQ 459 (1966), that are applied for establishing a background for determining obviousness under 35 U.S.C. 103(a) are summarized as follows:

1. Determining the scope and contents of the prior art.
2. Ascertaining the differences between the prior art and the claims at issue.
3. Resolving the level of ordinary skill in the pertinent art.
4. Considering objective evidence present in the application indicating obviousness or nonobviousness.

14. Claims 5 and 35-38 are rejected under U.S.C. 103(a) as being unpatentable over Cramer (EP 0780127).

Applicant claims a pharmaceutical formulation which comprises azelastine, or a pharmaceutically acceptable salt, solvate or physiologically functional derivative thereof and a steroid, or a pharmaceutically acceptable salt, solvate or physiologically functional derivative thereof, preferably the formulation being in a form suitable for nasal or ocular administration.

Determination of the scope and content of the prior art (MPEP 2141.01)

Cramer teaches a nasal spray composition comprising about 0.001 to about 0.2% concentration of a glucocorticosteroid (i.e. beclomethasone, flunisolide, triamcinolone, fluticasone, mometasone, budesonide and pharmaceutically acceptable salts), 0.01 to about 4% concentration of an antihistamine (i.e. azelastine or pharmaceutically acceptable salt thereof, and an intranasal carrier (see the abstract and page 2 lines 36-45). The composition may contain isotonic agents such as citric acid, boric acid, propylene glycol, etc., thickening agents such as xanthan gum, microcrystalline cellulose, carboxymethyl cellulose, hydroxypropyl cellulose, etc., humectants such as sorbitol, propylene glycol, polyethylene glycol, etc. and preservatives such as benzyl alcohol, phenylethyl alcohol, and quaternary ammoniums such as benzalkonium chloride (see page 4 lines 50-58 and page 5 lines 1-22). The pH of the composition is from about 4.5 to about 9 (see page 2 lines 57-58). The composition may be formulated into a nasal solution (for use as drops or a spray), a nasal suspension, ointment, or gel (see page 3 lines 43-47). Typically the dosage units may be prepared to deliver 0.5mcg to about 100mcg of the glucocorticoid and 5mcg to about 1000mcg of the antihistamine spray (see page 3 lines 58 and page 4 lines 1-2). Example III discloses an intranasal pharmaceutical composition prepared by combining the following components utilizing conventional mixing techniques, shown below:

Art Unit: 1616

Component	Wgt %
fluticasone acetonide	0.050
azelastine HCl	0.070
polysorbate 80	0.050
glycerin	2.000
hydroxypropyl methyl cellulose	1.000
sodium chloride	0.900
ethylenediamine tetraacetic acid	0.050
benzalkonium chloride	0.020
distilled water	q.s. to vol.

(see page 6, Example III).

**Ascertainment of the difference between the prior art and the claims (MPEP
2141.02)**

Cramer does not exemplify a composition comprising azelastine and fluticasone.

**Finding of prima facie obviousness Rational and Motivation (MPEP 2142-
2143)**

However, one of ordinary skill in the art would have been motivated to make a composition comprising azelastine and fluticasone because Cramer suggests that the combination of a glucocorticoid (i.e. fluticasone) and antihistamine (i.e. azelastine) provide improved relief of symptoms associated with seasonal or perennial allergic rhinoconjunctivitis.

Thus, it would have been obvious to one of ordinary skill in the art at the time the claimed invention was made to make a composition comprising azelastine and fluticasone for the purpose of providing intranasal compositions with improved effectiveness in the treatment of seasonal or perennial allergic rhinoconjunctivitis.

Therefore, the claimed invention would have been *prima facie* obvious to one of ordinary skill in the art at the time the invention was made because the prior art is fairly suggestive of the claimed invention.

15. Claims 22 and 26-27 are rejected under U.S.C. 103(a) as being unpatentable over Cramer (EP 0780127) in view of Modi (US 6,294,153).

Applicant claims a pharmaceutical formulation which comprises azelastine, or a pharmaceutically acceptable salt, solvate or physiologically functional derivative thereof and a steroid, or a pharmaceutically acceptable salt, solvate or physiologically functional derivative thereof, preferably the formulation being in a form suitable for nasal or ocular administration.

Determination of the scope and content of the prior art (MPEP 2141.01)

Cramer teaches a nasal spray composition comprising about 0.001 to about 0.2% concentration of a glucocorticosteroid (i.e. beclomethasone, flunisolide, triamcinolone, fluticasone, mometasone, budesonide and pharmaceutically acceptable salts), 0.01 to about 4% concentration of an antihistamine (i.e. azelastine or pharmaceutically acceptable salt thereof, and an intranasal carrier (see the abstract and page 2 lines 36-45). The composition may contain isotonic agents such as citric acid, boric acid, propylene glycol, etc., thickening agents such as xanthan gum,

Art Unit: 1616

microcrystalline cellulose, carboxymethyl cellulose, hydroxypropyl cellulose, etc., humectants such as sorbitol, propylene glycol, polyethylene glycol, etc. and preservatives such as benzyl alcohol, phenylethyl alcohol, and quaternary ammoniums such as benzalkonium chloride (see page 4 lines 50-58 and page 5 lines 1-22). The pH of the composition is from about 4.5 to about 9 (see page 2 lines 57-58). The composition may be formulated into a nasal solution (for use as drops or a spray), a nasal suspension, ointment, or gel (see page 3 lines 43-47). Typically the dosage units may be prepared to deliver 0.5mcg to about 100mcg of the glucocorticoid and 5mcg to about 1000mcg of the antihistamine spray (see page 3 lines 58 and page 4 lines 1-2). Example III discloses an intranasal pharmaceutical composition prepared by combining the following components utilizing conventional mixing techniques, shown below:

Component	Wgt %
triamcinolone acetonide	0.050
azelastine HCl	0.070
polysorbate 80	0.050
glycerin	2.000
hydroxypropyl methyl cellulose	1.000
sodium chloride	0.900
ethylenediamine tetraacetic acid	0.050
benzalkonium chloride	0.020
distilled water	q.s. to vol.

(see page 6, Example III).

Ascertainment of the difference between the prior art and the claims (MPEP

2141.02)

Cramer does not exemplify a nasal composition further comprising a propellant.

This deficiency is cured by the teachings of Modi.

Modi teaches aerosol formulations for nasal delivery comprising pharmaceutical agents (i.e. anti-inflammatories, steroids, etc.), water, excipients and a propellant (see the abstract and column 3 lines 30-40). Improved penetration and absorption of the formulations can be achieved by mixing the formulation with propellants such as tetrafluoroethane, etc., especially when delivered through aerosol devices (i.e. MDI). (see column 2 lines 5-24).

Finding of prima facie obviousness Rational and Motivation (MPEP 2142-2143)

One of ordinary skill in the art would have been motivated to make a composition further comprising a propellant because Modi suggests that adding propellants to nasal formulations can increase penetration and absorption in the nasal cavity.

Thus, it would have been obvious to one of ordinary skill in the art at the time the claimed invention was made to make a composition further comprising a propellant for the purpose of increasing penetration of active formulations into the nasal cavity.

Therefore, the claimed invention would have been *prima facie* obvious to one of ordinary skill in the art at the time the invention was made because the prior art is fairly suggestive of the claimed invention.

16. Claims 1-3 and 6 are rejected under U.S.C. 103(a) as being unpatentable over Malmqvist-Granlund et al. (US 6,391,340).

Applicant claims a pharmaceutical formulation which comprises azelastine, or a pharmaceutically acceptable salt, solvate or physiologically functional derivative thereof and a steroid, or a pharmaceutically acceptable salt, solvate or physiologically functional derivative thereof, preferably the formulation being in a form suitable for nasal or ocular administration.

Determination of the scope and content of the prior art (MPEP 2141.01)

Malmqvist-Granlund et al. teach a dry powder solid particulate pharmaceutical formulation suitable for application to the nose comprising finely divided drug particles and a carrier, where at least 70% of the drug particles have a size below 15 μ m (see the abstract and column 1 lines 52-62). The drugs that are used are classes of drugs used to treat conditions of the nose such as antihistamines (i.e. azelastine) and anti-inflammatories (i.e. fluticasone) and mixtures thereof (see column 2 lines 36-40). Salts, hydrates, solvates and esters of the drugs can also be used (see column 2 lines 36-42).

Ascertainment of the difference between the prior art and the claims (MPEP 2141.02)

Malmqvist-Granlund et al. do not exemplify a dry powder composition comprising azelastine and a steroid with a particle size of less than 10 μ m.

Finding of prima facie obviousness Rational and Motivation (MPEP 2142-2143)

However, one of ordinary skill in the art would have been motivated to make a composition comprising azelastine and a steroid because Malmqvist-Granlund et al. suggest a dry powder formulation with a particle size of less than 15 μ m comprising a anti-inflammatory (i.e. fluticasone) and a antihistamine (i.e. azelastine), which will disperse evenly over the nasal mucosa.

Thus, it would have been obvious to one of ordinary skill in the art at the time the claimed invention was made to make a composition comprising azelastine and a steroid for the purpose of obtaining the benefits for the nose from such a combination and for increased delivery to the nasal mucosa.

Therefore, the claimed invention would have been *prima facie* obvious to one of ordinary skill in the art at the time the invention was made because the prior art is fairly suggestive of the claimed invention.

17. Claims 28-29 are rejected under U.S.C. 103(a) as being unpatentable over Cramer (EP 0780127) in view of Alfonso et al. (US 6,017,963).

Applicant claims a pharmaceutical formulation which comprises azelastine, or a pharmaceutically acceptable salt, solvate or physiologically functional derivative thereof and a steroid, or a pharmaceutically acceptable salt, solvate or physiologically functional derivative thereof, preferably the formulation being in a form suitable for nasal or ocular administration.

Determination of the scope and content of the prior art (MPEP 2141.01)

Cramer teaches a nasal spray composition comprising about 0.001 to about 0.2% concentration of a glucocorticosteroid (i.e. beclomethasone, flunisolide, triamcinolone, fluticasone, mometasone, budesonide and pharmaceutically acceptable salts), 0.01 to about 4% concentration of an antihistamine (i.e. azelastine or pharmaceutically acceptable salt thereof, and an intranasal carrier (see the abstract and page 2 lines 36-45). The composition may contain isotonic agents such as citric acid, boric acid, propylene glycol, etc., thickening agents such as xanthan gum, microcrystalline cellulose, carboxymethyl cellulose, hydroxypropyl cellulose, etc., humectants such as sorbitol, propylene glycol, polyethylene glycol, etc. and preservatives such as benzyl alcohol, phenylethyl alcohol, and quaternary ammoniums such as benzalkonium chloride (see page 4 lines 50-58 and page 5 lines 1-22). The pH of the composition is from about 4.5 to about 9 (see page 2 lines 57-58). The composition may be formulated into a nasal solution (for use as drops or a spray), a nasal suspension, ointment, or gel (see page 3 lines 43-47). Typically the dosage units may be prepared to deliver 0.5mcg to about 100mcg of the glucocorticoid and 5mcg to about 1000mcg of the antihistamine spray (see page 3 lines 58 and page 4 lines 1-2). Example III discloses an intranasal pharmaceutical composition prepared by combining the following components utilizing conventional mixing techniques, shown below:

Art Unit: 1616

Component	Wgt %
triamcinolone acetonide	0.050
azelastine HCl	0.070
polysorbate 80	0.050
glycerin	2.000
hydroxypropyl methyl cellulose	1.000
sodium chloride	0.900
ethylenediamine tetraacetic acid	0.050
benzalkonium chloride	0.020
distilled water	q.s. to vol.

(see page 6, Example III).

**Ascertainment of the difference between the prior art and the claims (MPEP
2141.02)**

Cramer does not exemplify a nasal composition further comprising a propellant.

This deficiency is cured by the teachings of Alfonso et al.

Alfonso et al. teaches intranasal and/or inhalation administration of pharmaceutical agents (see the abstract). The dosage form suitable for intranasal and/or inhalation administration can be in the form of a liquid solution suspension, insufflation powder, etc. for administration as a nasal spray, drop or inhaled fine particles (i.e. insufflation) (see column 3 lines 1-65, column 5 lines 36-45, and column 7 lines 1-26).

**Finding of prima facie obviousness Rational and Motivation (MPEP 2142-
2143)**

One of ordinary skill in the art would have been motivated to make the instant composition in the form of an insufflation powder because Alfonso et al. suggest the nasal compositions in the form of a spray, droplet, insufflation powder, etc.

Thus, it would have been obvious to one of ordinary skill in the art at the time the claimed invention was made to make the instant composition in the form of an insufflation powder because it is an obvious variation of ways to administer a nasal composition as suggested Alfonso et al.

Therefore, the claimed invention would have been *prima facie* obvious to one of ordinary skill in the art at the time the invention was made because the prior art is fairly suggestive of the claimed invention.

Conclusion

18. No claims are allowed.

Any inquiry concerning this communication or earlier communications from the examiner should be directed to KRISTIE L. BROOKS whose telephone number is (571)272-9072. The examiner can normally be reached on M-F 8:30am-6:00pm Est..

If attempts to reach the examiner by telephone are unsuccessful, the examiner's supervisor, Johann R. Richter can be reached on (571) 272-0646. The fax phone number for the organization where this application or proceeding is assigned is 571-273-8300.

Art Unit: 1616

Information regarding the status of an application may be obtained from the Patent Application Information Retrieval (PAIR) system. Status information for published applications may be obtained from either Private PAIR or Public PAIR. Status information for unpublished applications is available through Private PAIR only. For more information about the PAIR system, see <http://pair-direct.uspto.gov>. Should you have questions on access to the Private PAIR system, contact the Electronic Business Center (EBC) at 866-217-9197 (toll-free). If you would like assistance from a USPTO Customer Service Representative or access to the automated information system, call 800-786-9199 (IN USA OR CANADA) or 571-272-1000.

KB

/Mina Haghighatian/
Primary Examiner, Art Unit 1616

Notice of References Cited	Application/Control No. 10/518,016	Applicant(s)/Patent Under Reexamination LULLA ET AL.	
	Examiner KRISTIE L. BROOKS	Art Unit 1616	Page 1 of 1

U.S. PATENT DOCUMENTS

*	Document Number Country Code-Number-Kind Code	Date MM-YYYY	Name	Classification
*	A US-6,391,340	05-2002	Malmqvist-Granlund et al.	424/489
*	B US-6,294,153	09-2001	Modi, Pankaj	424/45
*	C US-6,017,963	01-2000	Alfonso et al.	514/646
	D US-			
	E US-			
	F US-			
	G US-			
	H US-			
	I US-			
	J US-			
	K US-			
	L US-			
	M US-			

FOREIGN PATENT DOCUMENTS

*	Document Number Country Code-Number-Kind Code	Date MM-YYYY	Country	Name	Classification
*	N EP 0780127	06-1997		Cramer	
	O				
	P				
	Q				
	R				
	S				
	T				

NON-PATENT DOCUMENTS

*	Include as applicable: Author, Title Date, Publisher, Edition or Volume, Pertinent Pages)
U	
V	
W	
X	

*A copy of this reference is not being furnished with this Office action. (See MPEP § 707.05(a).)
Dates in MM-YYYY format are publication dates. Classifications may be US or foreign.



JFW/1614

IN THE UNITED STATES PATENT AND TRADEMARK OFFICE

In re the Application of

Amar LULLA et al

Group Art Unit: 1614

Serial No.: 10/518,016

Examiner: Unassigned

Filed: July 6, 2005

Confirmation No. 4912

For: COMBINATION OF AZELASTINE AND STEROIDS

INFORMATION DISCLOSURE STATEMENT

Commissioner of Patents
P.O. Box 1450
Alexandria, Virginia 22313-1450

Sir:

Pursuant to Rules 56 and 98, Applicants hereby call the attention of the Patent Office to the references listed on the attached Form PTO 1449. These references were cited in an International Search Report (copy enclosed) issued in connection with the corresponding international application.

Applicants present these references so that the Patent Office may, in the first instance, determine any relevancy thereof to the presently claimed invention, see Beckman Instruments, Inc. v. Chemtronics, Inc., 439 F.2d 1369, 1380, 165 USPQ 355, 364 (5th Cir. 1970).

Applicants respectfully request that these references be expressly considered during the prosecution of this application and made of record herein and appear among the "References Cited" on any patent to issue herefrom.


Respectfully submitted,

Thomas P. Pavelko
Registration No. 31,689

TPP/mtw
Attorney Docket No.: TPP 31753

STEVENS, DAVIS, MILLER & MOSHER, L.L.P.
1615 L Street, N.W., Suite 850
Washington, D.C. 20036
Telephone: (202) 785-0100
Facsimile: (202) 785-0100 or (202) 785-0200

Date: October 5, 2005



FORM PTO-1449 U.S. Department of Commerce
(Rev. 4/92) Patent and Trademark Office

ATTY. DOCKET NO.
TPP 31753

SERIAL NO.
10/518,016

**INFORMATION DISCLOSURE
STATEMENT BY APPLICANT**

(Use several sheets if necessary)

APPLICANT
Amar LULLA et al

FILING DATE
July 6, 2005

GROUP
1614

U.S. PATENT DOCUMENTS

EXAMINER INITIAL	DOCUMENT NUMBER								DATE	NAME	CLASS	SUBCLASS	FILING DATE IF APPROPRIATE

FOREIGN PATENT DOCUMENTS

	DOCUMENT NUMBER								DATE	COUNTRY	CLASS	SUBCLASS	TRANSLATION	
													YES	NO
/K.B./		9	7	0	1	3	3	7	01/97	WO				
/K.B./		0	7	8	0	1	2	7	06/97	EP				
/K.B./		9	8	4	8	8	3	9	11/98	WO				
/K.B./	1	9	9	4	7	2	3	4	04/01	DE				

OTHER DOCUMENTS (Including Author, Title, Date, Pertinent Pages, Etc.)

/K.B./	Database Medline "Online! US National Library of Medicine (NLM), Bethesda, MD, US: 2000 Portmann D et al: "Acceptability of local treatment of allergic rhinitis with a combination of a corticoid (beclomethasone) and an antihistaminic (azelastine); vol. 121, no. 4, 2000, pages 273-279
/K.B./	Busse W W et al: "Corticosteroid-Sparing Effect of Azelastine in the Management of Bronchial Asthma" - American Journal of Respiratory and Critical Care Medicine, American Lung Association, new York, NW, vol. 153, no. 1, 1996, pages 122-172, page 127, column 1, paragraph 2
/K.B./	International Search Report under Section 17 UK Patent Office collections, including GB, EP, WO & US patent specifications

EXAMINER /Kristie Brooks/ DATE CONSIDERED 09/23/2008

EXAMINER: Initial if citation is considered, draw line through citation if not in conformance and not considered. Include copy of this form with next communication to applicant.

IN THE UNITED STATES PATENT AND TRADEMARK OFFICE

In re the Application of

Amar LULLA et al

Group Art Unit: Unassigned

Serial No.: 10/518,016

Examiner: Unassigned

Filed: December 14, 2004

Confirmation No. 4912

For: COMBINATION OF AZELASTINE AND STEROIDS

INFORMATION DISCLOSURE STATEMENT

Commissioner of Patents
P.O. Box 1450
Alexandria, Virginia 22313-1450

Sir:

Pursuant to Rules 56 and 98, Applicants hereby call the attention of the Patent Office to the references listed on the attached Form PTO 1449. These references were cited in an International Search Report issued in connection with the corresponding international application.

Applicants present these references so that the Patent Office may, in the first instance, determine any relevancy thereof to the presently claimed invention, see Beckman Instruments, Inc. v. Chemtronics, Inc., 439 F.2d 1369, 1380, 165 USPQ 355, 364 (5th Cir. 1970).

Applicants respectfully request that these references be expressly considered during the prosecution of this application and made of record herein and appear among the "References Cited" on any patent to issue herefrom.

Respectfully submitted,

Thomas P. Pavelko
Registration No. 31,689

TPP/mat
Attorney Docket No.: TPP 31753

STEVENS, DAVIS, MILLER & MOSHER, L.L.P.
1615 L Street, N.W., Suite 850
Washington, D.C. 20036
Telephone: (202) 785-0100
Facsimile: (202) 408-5200 or (202) 408-5088

Date: July 6, 2005

FORM PTO-1449 U.S. Department of Commerce
(Rev. 4/92) Patent and Trademark Office

ATTY. DOCKET NO.
TPP 31753

SERIAL NO.
10/518,016

**INFORMATION DISCLOSURE
STATEMENT BY APPLICANT**

APPLICANT
Amar LULLA et al

(Use several sheets if necessary)

FILING DATE
December 14, 2004

GROUP
Applications

U.S. PATENT DOCUMENTS

EXAMINER INITIAL	DOCUMENT NUMBER								DATE	NAME	CLASS	SUBCLASS	FILING DATE IF APPROPRIATE

FOREIGN PATENT DOCUMENTS

	DOCUMENT NUMBER								DATE	COUNTRY	CLASS	SUBCLASS	TRANSLATION	
													YES	NO
/K.B./	9	7	0	1	3	3	7	01/97	WO					
/K.B./	0	7	8	0	1	2	7	06/97	EP					


OTHER DOCUMENTS (Including Author, Title, Date, Pertinent Pages, Etc.)

	Database Medline "Online! US National Library of Medicine (NLM), Bethesda, MD, US: 2000 Portmann D et al: "Acceptability of local treatment of allergic rhinitis with a combination of a corticoid (beclomethasone) and an antihistaminic (azelastine); vol. 121, no. 4, 2000, pages 273-279
	Busse W W et al: "Corticosteroid-Sparing Effect of Azelastine in the Management of Bronchial Asthma" - American Journal of Respiratory and Critical Care Medicine, American Lung Association, new York, NW, vol. 153, no. 1, 1996, pages 122-172, page 127, column 1, paragraph 2

EXAMINER /Kristie Brooks/

DATE CONSIDERED 09/23/2008

EXAMINER: Initial if citation is considered, draw line through citation if not in conformance and not considered. Include copy of this form with next communication to applicant.

Index of Claims 	Application/Control No. 10518016	Applicant(s)/Patent Under Reexamination LULLA ET AL.
	Examiner KRISTIE L BROOKS	Art Unit 1616

✓	Rejected
=	Allowed


-	Cancelled
÷	Restricted

N	Non-Elected
I	Interference

A	Appeal
O	Objected

Claims renumbered in the same order as presented by applicant
 CPA
 T.D.
 R.1.47

CLAIM		DATE							
Final	Original	09/23/2008	01/21/2009						
	1	✓	✓						
	2	✓	✓						
	3	✓	✓						
	4	✓	✓						
	5	✓	✓						
	6	✓	✓						
	7	✓	✓						
	8	✓	✓						
	9	✓	✓						
	10	✓	✓						
	11	✓	✓						
	12	✓	✓						
	13	✓	✓						
	14	✓	✓						
	15	✓	✓						
	16	✓	✓						
	17	✓	✓						
	18	✓	✓						
	19	✓	✓						
	20	✓	✓						
	21	✓	✓						
	22	✓	✓						
	23	N	N						
	24	N	N						
	25	✓	✓						
	26	✓	✓						
	27	✓	✓						
	28	✓	✓						
	29	✓	✓						
	30	✓	✓						
	31	✓	✓						
	32	✓	✓						
	33	✓	✓						
	34	✓	✓						
	35	✓	✓						
	36	✓	✓						

Index of Claims 	Application/Control No. 10518016	Applicant(s)/Patent Under Reexamination LULLA ET AL.
	Examiner KRISTIE L BROOKS	Art Unit 1616

✓	Rejected
=	Allowed

-	Cancelled
÷	Restricted

N	Non-Elected
I	Interference

A	Appeal
O	Objected

Claims renumbered in the same order as presented by applicant
 CPA
 T.D.
 R.1.47

CLAIM		DATE								
Final	Original	09/23/2008	01/21/2009							
	37	✓	✓							
	38	✓	✓							
	39	✓	✓							
	40	✓	✓							
	41	✓	✓							
	42	✓	✓							
	43	✓	-							
	44	✓	✓							
	45	✓	✓							
	46	N	N							
	47	N	N							
	48	N	N							
	49	N	N							
	50	N	N							
	51		N							
	52		N							


UNITED STATES PATENT AND TRADEMARK OFFICE

UNITED STATES DEPARTMENT OF COMMERCE
United States Patent and Trademark Office
 Address: COMMISSIONER FOR PATENTS
 P.O. Box 1450
 Alexandria, Virginia 22313-1450
 www.uspto.gov

BIB DATA SHEET
CONFIRMATION NO. 4912

SERIAL NUMBER	FILING or 371(c) DATE RULE	CLASS	GROUP ART UNIT	ATTORNEY DOCKET NO.		
10/518,016	07/06/2005	514	1616	TPP31753		
APPLICANTS Amar Lulla, Mumbai, INDIA; Geena Malhotra, Mumbai, INDIA;						
** CONTINUING DATA ***** This application is a 371 of PCT/GB03/02557 06/13/2003						
** FOREIGN APPLICATIONS ***** UNITED KINGDOM 0213739.6 06/14/2002						
** IF REQUIRED, FOREIGN FILING LICENSE GRANTED **						
Foreign Priority claimed <input checked="" type="checkbox"/> Yes <input type="checkbox"/> No	35 USC 119(a-d) conditions met <input checked="" type="checkbox"/> Yes <input type="checkbox"/> No	<input type="checkbox"/> Met after Allowance KB Initials	STATE OR COUNTRY	SHEETS DRAWINGS	TOTAL CLAIMS	INDEPENDENT CLAIMS
Verified and Acknowledged	/Kristie L. Brooks/ Examiner's Signature		INDIA	0	51	3
ADDRESS Novak, Druce & Quigg LLP 1300 I Street, N.W. Suite 1000, West Tower WASHINGTON, DC 20005 UNITED STATES						
TITLE Combination of azelastine and steroids						
FILING FEE RECEIVED 2580	FEES: Authority has been given in Paper No. _____ to charge/credit DEPOSIT ACCOUNT No. _____ for following:			<input type="checkbox"/> All Fees <input type="checkbox"/> 1.16 Fees (Filing) <input type="checkbox"/> 1.17 Fees (Processing Ext. of time) <input type="checkbox"/> 1.18 Fees (Issue) <input type="checkbox"/> Other _____ <input type="checkbox"/> Credit		



UNITED STATES PATENT AND TRADEMARK OFFICE

UNITED STATES DEPARTMENT OF COMMERCE
United States Patent and Trademark Office
Address: COMMISSIONER FOR PATENTS
P.O. Box 1450
Alexandria, Virginia 22313-1450
www.uspto.gov

Table with 5 columns: APPLICATION NO., FILING DATE, FIRST NAMED INVENTOR, ATTORNEY DOCKET NO., CONFIRMATION NO.
10/518,016 07/06/2005 Amar Lulla TPP31753 4912

77176 7590 10/17/2008
Novak, Druce & Quigg LLP
1300 I Street, N.W.
Suite 1000, West Tower
WASHINGTON, DC 20005

Table with 1 column: EXAMINER

BROOKS, KRISTIE LATRICE

Table with 2 columns: ART UNIT, PAPER NUMBER

1616

Table with 2 columns: MAIL DATE, DELIVERY MODE

10/17/2008

PAPER

Please find below and/or attached an Office communication concerning this application or proceeding.

The time period for reply, if any, is set in the attached communication.

Office Action Summary	Application No. 10/518,016	Applicant(s) LULLA ET AL.	
	Examiner KRISTIE L. BROOKS	Art Unit 1616	

-- The MAILING DATE of this communication appears on the cover sheet with the correspondence address --

Period for Reply

A SHORTENED STATUTORY PERIOD FOR REPLY IS SET TO EXPIRE 3 MONTH(S) OR THIRTY (30) DAYS, WHICHEVER IS LONGER, FROM THE MAILING DATE OF THIS COMMUNICATION.

- Extensions of time may be available under the provisions of 37 CFR 1.136(a). In no event, however, may a reply be timely filed after SIX (6) MONTHS from the mailing date of this communication.
- If NO period for reply is specified above, the maximum statutory period will apply and will expire SIX (6) MONTHS from the mailing date of this communication.
- Failure to reply within the set or extended period for reply will, by statute, cause the application to become ABANDONED (35 U.S.C. § 133). Any reply received by the Office later than three months after the mailing date of this communication, even if timely filed, may reduce any earned patent term adjustment. See 37 CFR 1.704(b).

Status

- 1) Responsive to communication(s) filed on 1-22, 25-42, and 44-45.
- 2a) This action is **FINAL**. 2b) This action is non-final.
- 3) Since this application is in condition for allowance except for formal matters, prosecution as to the merits is closed in accordance with the practice under *Ex parte Quayle*, 1935 C.D. 11, 453 O.G. 213.

Disposition of Claims

- 4) Claim(s) 1-50 is/are pending in the application.
4a) Of the above claim(s) 23, 24, 43 and 46-50 is/are withdrawn from consideration.
- 5) Claim(s) _____ is/are allowed.
- 6) Claim(s) 1-22, 25-42, 44 and 45 is/are rejected.
- 7) Claim(s) _____ is/are objected to.
- 8) Claim(s) 1-50 are subject to restriction and/or election requirement.

Application Papers

- 9) The specification is objected to by the Examiner.
- 10) The drawing(s) filed on _____ is/are: a) accepted or b) objected to by the Examiner.
Applicant may not request that any objection to the drawing(s) be held in abeyance. See 37 CFR 1.85(a).
Replacement drawing sheet(s) including the correction is required if the drawing(s) is objected to. See 37 CFR 1.121(d).
- 11) The oath or declaration is objected to by the Examiner. Note the attached Office Action or form PTO-152.

Priority under 35 U.S.C. § 119

- 12) Acknowledgment is made of a claim for foreign priority under 35 U.S.C. § 119(a)-(d) or (f).
a) All b) Some * c) None of:
1. Certified copies of the priority documents have been received.
2. Certified copies of the priority documents have been received in Application No. _____.
3. Copies of the certified copies of the priority documents have been received in this National Stage application from the International Bureau (PCT Rule 17.2(a)).
- * See the attached detailed Office action for a list of the certified copies not received.

Attachment(s)

- | | |
|--|---|
| 1) <input checked="" type="checkbox"/> Notice of References Cited (PTO-892) | 4) <input type="checkbox"/> Interview Summary (PTO-413)
Paper No(s)/Mail Date. _____ |
| 2) <input type="checkbox"/> Notice of Draftsperson's Patent Drawing Review (PTO-948) | 5) <input type="checkbox"/> Notice of Informal Patent Application |
| 3) <input checked="" type="checkbox"/> Information Disclosure Statement(s) (PTO/SB/08)
Paper No(s)/Mail Date <u>10/5/05: 7/6/05</u> . | 6) <input type="checkbox"/> Other: _____ |

DETAILED ACTION

Election/Restrictions

1. Restriction to one of the following inventions is required under 35 U.S.C. 121:
 - I. Claims 1-22, and 25-45 are drawn to a pharmaceutical formulation comprising azelastine and a steroid, classified in class 514, subclass 171.
 - II. Claims 23-24 are drawn to drawn to a pressure packing, classified in class 128, subclass 200.23.
 - III. Claims 46-50 are drawn to a method of use, classified in class 514, subclass 171.

The inventions are distinct, each from the other because of the following reasons:

Inventions I and II are directed to related products. The related inventions are distinct if: (1) the inventions as claimed are either not capable of use together or can have a materially different design, mode of operation, function, or effect; (2) the inventions do not overlap in scope, i.e., are mutually exclusive; and (3) the inventions as claimed are not obvious variants. See MPEP § 806.05(j). In the instant case, the inventions as claimed do not overlap in scope because the two inventions have materially different design and mode of operation. Invention II is drawn to a pressure packing device or metered dose inhaler where a composition is delivered by spray or aerosol which is different from the pharmaceutical formulation of Invention I.

Furthermore, the inventions as claimed do not encompass overlapping subject matter and there is nothing of record to show them to be obvious variants.

Inventions I and III are related as product and process of use. The inventions can be shown to be distinct if either or both of the following can be shown: (1) the process for using the product as claimed can be practiced with another materially different product or (2) the product as claimed can be used in a materially different process of using that product. See MPEP § 806.05(h). In the instant case, the product of invention I can be used in a materially different process, such as, improving vision .

Inventions II and III are related as product and process of use. The inventions can be shown to be distinct if either or both of the following can be shown: (1) the process for using the product as claimed can be practiced with another materially different product or (2) the product as claimed can be used in a materially different process of using that product. See MPEP § 806.05(h). In the instant case, the process of Invention III, can be used with a materially different product, such as, without the pressure packing device or metered dose inhaler of Invention II.

2. For purpose of examination, the Examiner has requested Applicant to provisionally elect a single steroid selected from: beclomethasone, mometasone, fluticasone, or a pharmaceutically acceptable ester thereof, budesonide or cyclofenide.
3. Restriction for examination purposes as indicated is proper because all these inventions listed in this action are independent or distinct for the reasons given above

Art Unit: 1616

and there would be a serious search and examination burden if restriction were not required because one or more of the following reasons apply:

- (a) the inventions have acquired a separate status in the art in view of their different classification;
- (b) the inventions have acquired a separate status in the art due to their recognized divergent subject matter;
- (c) the inventions require a different field of search (for example, searching different classes/subclasses or electronic resources, or employing different search queries);
- (d) the prior art applicable to one invention would not likely be applicable to another invention;
- (e) the inventions are likely to raise different non-prior art issues under 35 U.S.C. 101 and/or 35 U.S.C. 112, first paragraph.

Applicant is advised that the reply to this requirement to be complete must include (i) an election of a invention to be examined even though the requirement may be traversed (37 CFR 1.143) and (ii) identification of the claims encompassing the elected invention.

The election of an invention may be made with or without traverse. To reserve a right to petition, the election must be made with traverse. If the reply does not distinctly and specifically point out supposed errors in the restriction requirement, the election shall be treated as an election without traverse. Traversal must be presented at the time of election in order to be considered timely. Failure to timely traverse the requirement

Art Unit: 1616

will result in the loss of right to petition under 37 CFR 1.144. If claims are added after the election, applicant must indicate which of these claims are readable on the elected invention.

If claims are added after the election, applicant must indicate which of these claims are readable upon the elected invention.

Should applicant traverse on the ground that the inventions are not patentably distinct, applicant should submit evidence or identify such evidence now of record showing the inventions to be obvious variants or clearly admit on the record that this is the case. In either instance, if the examiner finds one of the inventions unpatentable over the prior art, the evidence or admission may be used in a rejection under 35 U.S.C. 103(a) of the other invention.

Applicant is reminded that upon the cancellation of claims to a non-elected invention, the inventorship must be amended in compliance with 37 CFR 1.48(b) if one or more of the currently named inventors is no longer an inventor of at least one claim remaining in the application. Any amendment of inventorship must be accompanied by a request under 37 CFR 1.48(b) and by the fee required under 37 CFR 1.17(i).

4. The examiner has required restriction between product and process claims.

Where applicant elects claims directed to the product, and the product claims are subsequently found allowable, withdrawn process claims that depend from or otherwise require all the limitations of the allowable product claim will be considered for rejoinder.

Art Unit: 1616

All claims directed to a nonelected process invention must require all the limitations of an allowable product claim for that process invention to be rejoined.

In the event of rejoinder, the requirement for restriction between the product claims and the rejoined process claims will be withdrawn, and the rejoined process claims will be fully examined for patentability in accordance with 37 CFR 1.104. Thus, to be allowable, the rejoined claims must meet all criteria for patentability including the requirements of 35 U.S.C. 101, 102, 103 and 112. Until all claims to the elected product are found allowable, an otherwise proper restriction requirement between product claims and process claims may be maintained. Withdrawn process claims that are not commensurate in scope with an allowable product claim will not be rejoined. See MPEP § 821.04(b). Additionally, in order to retain the right to rejoinder in accordance with the above policy, applicant is advised that the process claims should be amended during prosecution to require the limitations of the product claims. **Failure to do so may result in a loss of the right to rejoinder.** Further, note that the prohibition against double patenting rejections of 35 U.S.C. 121 does not apply where the restriction requirement is withdrawn by the examiner before the patent issues. See MPEP § 804.01.

Telephone Election

5. During a telephone conversation with Attorney Tom Pavelko on May 21, 2008 a provisional election was made without traverse to prosecute Invention I, claims 1-22 and 25-45. A provisional election of species of fluticasone was also made.

Affirmation of this election must be made by applicant in replying to this Office action. Claims 23-24, 32-34, 39-42 and 46-50 are withdrawn from further consideration by the examiner, 37 CFR 1.142(b), as being drawn to a non-elected invention.

Status of Application

6. Claims 1-50 are pending.
7. Claims 23-24, 32-34, 39-42 and 46-50 are withdrawn from further consideration as being drawn to the non-elected invention.

Claim Objections

8. Claims 5-22 and 45 are objected to under 37 CFR 1.75(c) as being in improper form because a multiple dependent claim cannot depend from any other multiple dependent claim. See MPEP § 608.01(n).

Claim Rejections - 35 USC § 112

9. The following is a quotation of the second paragraph of 35 U.S.C. 112:

The specification shall conclude with one or more claims particularly pointing out and distinctly claiming the subject matter which the applicant regards as his invention.
10. Claims 6, 18 and 43 are rejected under 35 U.S.C. 112, second paragraph, as being indefinite for failing to particularly point out and distinctly claim the subject matter which applicant regards as the invention.

A broad range or limitation together with a narrow range or limitation that falls within the broad range or limitation (in the same claim) is considered indefinite, since the resulting claim does not clearly set forth the metes and bounds of the patent protection desired. See MPEP § 2173.05(c). **In the present instance, claim 6** recites the broad recitation “wherein the formulation particle size of less than 10 μm ”, and the claim also recites phrases “preferably less than 5 μm ”, which is the narrower statement of the range/limitation.

Claim 18 recites “...wherein the buffer maintains a pH of the aqueous phase at from 3 to 7...”, and the claim also recites phrases “preferably 4.5 to about 6”, which is the narrower statement of the range/limitation.

Claim 18 is also indefinite due to the phrase “less than about 10 μm ,” which simultaneously refers to a broad range and a narrower range. For example, in claim 2, the conflicting phrase “less than about 10 μm ” is unclear as to whether it is less than 10 μm , in which the range cannot be greater than 10 μm , or about 10 μm thereof, in which the range can include a value above 10 μm . Therefore, it would be unclear to a skilled artisan, which range Applicant has intended.

For purposes of examination, the Examiner has interpreted “less than about 10 μm thereof” to mean less than 10 μm .

Claim 43 is rejected under 35 U.S.C. 112, second paragraph, as being indefinite in that it fails to point out what is included or excluded by the claim language.

The claim refers to formulations described in the Examples of the specification. It is unclear what is encompassed by the claim and what is included in the formulations. This claim is an omnibus type claim.

Claim Rejections - 35 USC § 102

11. The following is a quotation of the appropriate paragraphs of 35 U.S.C. 102 that form the basis for the rejections under this section made in this Office action:

A person shall be entitled to a patent unless –

(b) the invention was patented or described in a printed publication in this or a foreign country or in public use or on sale in this country, more than one year prior to the date of application for patent in the United States.

12. Claims 1-4, 7,9-10,12-21, 30-32, and 44-45 are rejected under 35 U.S.C. 102(b) as being anticipated by Cramer (EP 0780127).

Cramer teaches a nasal spray composition comprising about 0.001 to about 0.2% concentration of a glucocorticosteroid (i.e. beclomethasone, flunisolide, triamcinolone, fluticasone, mometasone, bedusonide and pharmaceutically acceptable salts), 0.01 to about 4% concentration of an antihistamine (i.e. azelastine or pharmaceutically acceptable salt thereof), and an intranasal carrier (see the abstract and page 2 lines 36-45). The composition may contain isotonic agents such as citric acid, boric acid, propylene glycol, etc., thickening agents such as xanthan gum, microcrystalline cellulose, carboxymethyl cellulose, hydroxypropyl cellulose, etc., humectants such as sorbitol, propylene glycol, polyethylene glycol, etc. and preservatives such as benzyl alcohol, phenylethyl alcohol, and quaternary ammoniums such as benzalkonium chloride (see page 4 lines 50-58 and page 5 lines 1-22). The pH

Art Unit: 1616

of the composition is from about 4.5 to about 9 (see page 2 lines 57-58). The composition may be formulated into a nasal solution (for use as drops or a spray), a nasal suspension, ointment, or gel (see page 3 lines 43-47). Typically the dosage units may be prepared to deliver 0.5mcg to about 100mcg of the glucocorticoid and 5mcg to about 1000mcg of the antihistamine spray (see page 3 lines 58 and page 4 lines 1-2). Example III discloses an intranasal pharmaceutical composition prepared by combining the following components utilizing conventional mixing techniques, shown below:

Component	Wgt %
triamcinolone acetonide	0.050
azelastine HCl	0.070
polyorbata 80	0.050
glycerin	2.000
hydroxypropyl methyl cellulose	1.000
sodium chloride	0.900
ethylenediamine tetraacetic acid	0.050
benzalkonium chloride	0.020
distilled water	q.s. to vol.

(see page 6, Example III).

Claim Rejections - 35 USC § 103

13. The following is a quotation of 35 U.S.C. 103(a) which forms the basis for all obviousness rejections set forth in this Office action:

(a) A patent may not be obtained though the invention is not identically disclosed or described as set forth in section 102 of this title, if the differences between the subject matter sought to be patented and the prior art are such that the subject matter as a whole would have been obvious at the time the invention was made to a person having ordinary skill in the art to which said subject matter pertains. Patentability shall not be negated by the manner in which the invention was made.

The factual inquiries set forth in *Graham v. John Deere Co.*, 383 U.S. 1, 148 USPQ 459 (1966), that are applied for establishing a background for determining obviousness under 35 U.S.C. 103(a) are summarized as follows:

1. Determining the scope and contents of the prior art.

Art Unit: 1616

2. Ascertaining the differences between the prior art and the claims at issue.
3. Resolving the level of ordinary skill in the pertinent art.
4. Considering objective evidence present in the application indicating obviousness or nonobviousness.

14. Claims 5, 35-38 and 43 are rejected under U.S.C. 103(a) as being unpatentable over Cramer (EP 0780127).

Applicant claims a pharmaceutical formulation which comprises azelastine, or a pharmaceutically acceptable salt, solvate or physiologically functional derivative thereof and a steroid, or a pharmaceutically acceptable salt, solvate or physiologically functional derivative thereof, preferably the formulation being in a form suitable for nasal or ocular administration.

Determination of the scope and content of the prior art (MPEP 2141.01)

Cramer teaches a nasal spray composition comprising about 0.001 to about 0.2% concentration of a glucocorticosteroid (i.e. beclomethasone, flunisolide, triamcinolone, fluticasone, mometasone, budesonide and pharmaceutically acceptable salts), 0.01 to about 4% concentration of an antihistamine (i.e. azelastine or pharmaceutically acceptable salt thereof, and an intranasal carrier (see the abstract and page 2 lines 36-45). The composition may contain isotonic agents such as citric acid, boric acid, propylene glycol, etc., thickening agents such as xanthan gum, microcrystalline cellulose, carboxymethyl cellulose, hydroxypropyl cellulose, etc.,

humectants such as sorbitol, propylene glycol, polyethylene glycol, etc. and preservatives such as benzyl alcohol, phenylethyl alcohol, and quaternary ammoniums such as benzalkonium chloride (see page 4 lines 50-58 and page 5 lines 1-22). The pH of the composition is from about 4.5 to about 9 (see page 2 lines 57-58). The composition may be formulated into a nasal solution (for use as drops or a spray), a nasal suspension, ointment, or gel (see page 3 lines 43-47). Typically the dosage units may be prepared to deliver 0.5mcg to about 100mcg of the glucocorticoid and 5mcg to about 1000mcg of the antihistamine spray (see page 3 lines 58 and page 4 lines 1-2). Example III discloses an intranasal pharmaceutical composition prepared by combining the following components utilizing conventional mixing techniques, shown below:

Component	Wgt %
triamcinolone acetonide	0.050
azelastine HCl	0.070
polysorbate 80	0.050
glycerin	2.000
hydroxypropyl methyl cellulose	1.000
sodium chloride	0.500
ethylenediamine tetraacetic acid	0.050
benzalkonium chloride	0.020
distilled water	q.s. to vol.

(see page 6, Example III).

Ascertainment of the difference between the prior art and the claims (MPEP 2141.02)

Cramer does not exemplify a composition comprising azelastine and fluticasone.

Finding of prima facie obviousness Rational and Motivation (MPEP 2142-2143)

However, one of ordinary skill in the art would have been motivated to make a composition comprising azelastine and fluticasone because Cramer suggests that the combination of a glucocorticoid (i.e. fluticasone) and antihistamine (i.e. azelastine) provide improved relief of symptoms associated with seasonal or perennial allergic rhinoconjunctivitis.

Thus, it would have been obvious to one of ordinary skill in the art at the time the claimed invention was made to make a composition comprising azelastine and fluticasone for the purpose of providing intranasal compositions with improved effectiveness in the treatment of seasonal or perennial allergic rhinoconjunctivitis.

Therefore, the claimed invention would have been *prima facie* obvious to one of ordinary skill in the art at the time the invention was made because the prior art is fairly suggestive of the claimed invention.

15. Claims 22 and 26-27 are rejected under U.S.C. 103(a) as being unpatentable over Cramer (EP 0780127) in view of Modi (US 6,294,153).

Applicant claims a pharmaceutical formulation which comprises azelastine, or a pharmaceutically acceptable salt, solvate or physiologically functional derivative thereof and a steroid, or a pharmaceutically acceptable salt, solvate or physiologically functional derivative thereof, preferably the formulation being in a form suitable for nasal or ocular administration.

Determination of the scope and content of the prior art (MPEP 2141.01)

Cramer teaches a nasal spray composition comprising about 0.001 to about 0.2% concentration of a glucocorticosteroid (i.e. beclomethasone, flunisolide, triamcinolone, fluticasone, mometasone, budesonide and pharmaceutically acceptable salts), 0.01 to about 4% concentration of an antihistamine (i.e. azelastine or pharmaceutically acceptable salt thereof, and an intranasal carrier (see the abstract and page 2 lines 36-45). The composition may contain isotonic agents such as citric acid, boric acid, propylene glycol, etc., thickening agents such as xanthan gum, microcrystalline cellulose, carboxymethyl cellulose, hydroxypropyl cellulose, etc., humectants such as sorbitol, propylene glycol, polyethylene glycol, etc. and preservatives such as benzyl alcohol, phenylethyl alcohol, and quaternary ammoniums such as benzalkonium chloride (see page 4 lines 50-58 and page 5 lines 1-22). The pH of the composition is from about 4.5 to about 9 (see page 2 lines 57-58). The composition may be formulated into a nasal solution (for use as drops or a spray), a nasal suspension, ointment, or gel (see page 3 lines 43-47). Typically the dosage units may be prepared to deliver 0.5mcg to about 100mcg of the glucocorticoid and 5mcg to about 1000mcg of the antihistamine spray (see page 3 lines 58 and page 4 lines 1-2). Example III discloses an intranasal pharmaceutical composition prepared by combining the following components utilizing conventional mixing techniques, shown below:

Art Unit: 1616

Component	Wgt %
triamcinolone acetonide	0.050
azelastine HCl	0.070
polysorbate 80	0.050
glycerin	2.000
hydroxypropyl methyl cellulose	1.000
sodium chloride	0.000
ethylenediamine tetraacetic acid	0.050
benzalkonium chloride	0.020
distilled water	q.s. to vol.

(see page 6, Example III).

**Ascertainment of the difference between the prior art and the claims (MPEP
2141.02)**

Cramer does not exemplify a nasal composition further comprising a propellant. This deficiency is cured by the teachings of Modi.

Modi teaches aerosol formulations for nasal delivery comprising pharmaceutical agents (i.e. anti-inflammatories, steroids, etc.), water, excipients and a propellant (see the abstract and column 3 lines 30-40). Improved penetration and absorption of the formulations can be achieved by mixing the formulation with propellants such as tetrafluroethane, etc., especially when delivered through aerosol devices (i.e. MDI). (see column 2 lines 5-24).

**Finding of prima facie obviousness Rational and Motivation (MPEP 2142-
2143)**

One of ordinary skill in the art would have been motivated to make a composition further comprising a propellant because Modi suggests that adding propellants to nasal formulations can increase penetration and absorption in the nasal cavity.

Thus, it would have been obvious to one of ordinary skill in the art at the time the claimed invention was made to make a composition further comprising a propellant for the purpose of increasing penetration of active formulations into the nasal cavity.

Therefore, the claimed invention would have been *prima facie* obvious to one of ordinary skill in the art at the time the invention was made because the prior art is fairly suggestive of the claimed invention.

16. Claims 1-3 and 6 are rejected under U.S.C. 103(a) as being unpatentable over Malmqvist-Granlund et al. (US 6,391,340).

Applicant claims a pharmaceutical formulation which comprises azelastine, or a pharmaceutically acceptable salt, solvate or physiologically functional derivative thereof and a steroid, or a pharmaceutically acceptable salt, solvate or physiologically functional derivative thereof, preferably the formulation being in a form suitable for nasal or ocular administration.

Determination of the scope and content of the prior art (MPEP 2141.01)

Malmqvist-Granlund et al. teach a dry powder solid particulate pharmaceutical formulation suitable for application to the nose comprising finely divided drug particles and a carrier, where at least 70% of the drug particles have a size below 15 μ m (see the abstract and column 1 lines 52-62). The drugs that are used are classes of drugs used to treat conditions of the nose such as antihistamines (i.e. azelastine) and anti-inflammatories (i.e. fluticasone) and mixtures thereof (see column 2 lines 36-40). Salts, hydrates, solvates and esters of the drugs can also be used (see column 2 lines 36-42).

Ascertainment of the difference between the prior art and the claims (MPEP

2141.02)

Malmqvist-Granlund et al. do not exemplify a dry powder composition comprising azelastine and a steroid with a particle size of less than 10 μ m.

Finding of prima facie obviousness Rational and Motivation (MPEP 2142-

2143)

However, one of ordinary skill in the art would have been motivated to make a composition comprising azelastine and a steroid because Malmqvist-Granlund et al. suggest a dry powder formulation with a particle size of less than 15 μ m comprising a anti-inflammatory (i.e. fluticasone) and a antihistamine (i.e. azelastine), which will disperse evenly over the nasal mucosa.

Thus, it would have been obvious to one of ordinary skill in the art at the time the claimed invention was made to make a composition comprising azelastine and a steroid

Art Unit: 1616

for the purpose of obtaining the benefits for the nose from such a combination and for increased delivery to the nasal mucosa.

Therefore, the claimed invention would have been *prima facie* obvious to one of ordinary skill in the art at the time the invention was made because the prior art is fairly suggestive of the claimed invention.

17. Claims 28-29 are rejected under U.S.C. 103(a) as being unpatentable over Cramer (EP 0780127) in view of Alfonso et al. (US 6,017,963).

Applicant claims a pharmaceutical formulation which comprises azelastine, or a pharmaceutically acceptable salt, solvate or physiologically functional derivative thereof and a steroid, or a pharmaceutically acceptable salt, solvate or physiologically functional derivative thereof, preferably the formulation being in a form suitable for nasal or ocular administration.

Determination of the scope and content of the prior art (MPEP 2141.01)

Cramer teaches a nasal spray composition comprising about 0.001 to about 0.2% concentration of a glucocorticosteroid (i.e. beclomethasone, flunisolide, triamcinolone, fluticasone, mometasone, budesonide and pharmaceutically acceptable salts), 0.01 to about 4% concentration of an antihistamine (i.e. azelastine or pharmaceutically acceptable salt thereof, and an intranasal carrier (see the abstract and

Art Unit: 1616

page 2 lines 36-45). The composition may contain isotonic agents such as citric acid, boric acid, propylene glycol, etc., thickening agents such as xanthan gum, microcrystalline cellulose, carboxymethyl cellulose, hydroxypropyl cellulose, etc., humectants such as sorbitol, propylene glycol, polyethylene glycol, etc. and preservatives such as benzyl alcohol, phenylethyl alcohol, and quaternary ammoniums such as benzalkonium chloride (see page 4 lines 50-58 and page 5 lines 1-22). The pH of the composition is from about 4.5 to about 9 (see page 2 lines 57-58). The composition may be formulated into a nasal solution (for use as drops or a spray), a nasal suspension, ointment, or gel (see page 3 lines 43-47). Typically the dosage units may be prepared to deliver 0.5mcg to about 100mcg of the glucocorticoid and 5mcg to about 1000mcg of the antihistamine spray (see page 3 lines 58 and page 4 lines 1-2). Example III discloses an intranasal pharmaceutical composition prepared by combining the following components utilizing conventional mixing techniques, shown below:

Component	Wgt %
triamcinolone acetonide	0.050
azelastine HCl	0.070
polysorbate 80	0.050
glycerin	2.000
hydroxypropyl methyl cellulose	1.000
sodium chloride	0.500
ethylenediamine tetraacetic acid	0.050
benzalkonium chloride	0.020
distilled water	q. s. to vol.

(see page 6, Example III).

Ascertainment of the difference between the prior art and the claims (MPEP

2141.02)

Cramer does not exemplify a nasal composition further comprising a propellant. This deficiency is cured by the teachings of Alfonso et al.

Alfonso et al. teaches intranasal and/or inhalation administration of pharmaceutical agents (see the abstract). The dosage form suitable for intranasal and/or inhalation administration can be in the form of a liquid solution suspension, insufflation powder, etc. for administration as a nasal spray, drop or inhaled fine particles (i.e. insufflation) (see column 3 lines 1-65, column 5 lines 36-45, and column 7 lines 1-26).

Finding of prima facie obviousness Rational and Motivation (MPEP 2142-2143)

One of ordinary skill in the art would have been motivated to make the instant composition in the form of an insufflation powder because Alfonso et al. suggest the nasal compositions in the form of a spray, droplet, insufflation powder, etc.

Thus, it would have been obvious to one of ordinary skill in the art at the time the claimed invention was made to make the instant composition in the form of an insufflation powder because it is an obvious variation of ways to administer a nasal composition as suggested Alfonso et al.

Therefore, the claimed invention would have been *prima facie* obvious to one of ordinary skill in the art at the time the invention was made because the prior art is fairly suggestive of the claimed invention.

Conclusion

18. No claims are allowed.

Any inquiry concerning this communication or earlier communications from the examiner should be directed to KRISTIE L. BROOKS whose telephone number is (571)272-9072. The examiner can normally be reached on M-F 8:30am-6:00pm Est..

If attempts to reach the examiner by telephone are unsuccessful, the examiner's supervisor, Johann R. Richter can be reached on (571) 272-0646. The fax phone number for the organization where this application or proceeding is assigned is 571-273-8300.

Art Unit: 1616

Information regarding the status of an application may be obtained from the Patent Application Information Retrieval (PAIR) system. Status information for published applications may be obtained from either Private PAIR or Public PAIR. Status information for unpublished applications is available through Private PAIR only. For more information about the PAIR system, see <http://pair-direct.uspto.gov>. Should you have questions on access to the Private PAIR system, contact the Electronic Business Center (EBC) at 866-217-9197 (toll-free). If you would like assistance from a USPTO Customer Service Representative or access to the automated information system, call 800-786-9199 (IN USA OR CANADA) or 571-272-1000.

KB

/Mina Haghighatian/
Primary Examiner, Art Unit 1616

Notice of References Cited	Application/Control No. 10/518,016	Applicant(s)/Patent Under Reexamination LULLA ET AL.	
	Examiner KRISTIE L. BROOKS	Art Unit 1616	Page 1 of 1

U.S. PATENT DOCUMENTS

*	Document Number Country Code-Number-Kind Code	Date MM-YYYY	Name	Classification
*	A US-6,391,340	05-2002	Malmqvist-Granlund et al.	424/489
*	B US-6,294,153	09-2001	Modi, Pankaj	424/45
*	C US-6,017,963	01-2000	Alfonso et al.	514/646
	D US-			
	E US-			
	F US-			
	G US-			
	H US-			
	I US-			
	J US-			
	K US-			
	L US-			
	M US-			


FOREIGN PATENT DOCUMENTS

*	Document Number Country Code-Number-Kind Code	Date MM-YYYY	Country	Name	Classification
*	N EP 0780127	06-1997		Cramer	
	O				
	P				
	Q				
	R				
	S				
	T				

NON-PATENT DOCUMENTS

*	Include as applicable: Author, Title Date, Publisher, Edition or Volume, Pertinent Pages)
U	
V	
W	
X	

*A copy of this reference is not being furnished with this Office action. (See MPEP § 707.05(a).)
Dates in MM-YYYY format are publication dates. Classifications may be US or foreign.

Search Notes 	Application/Control No. 10518016	Applicant(s)/Patent Under Reexamination LULLA ET AL.
	Examiner KRISTIE L BROOKS	Art Unit 1616

SEARCHED			
Class	Subclass	Date	Examiner

SEARCH NOTES		
Search Notes	Date	Examiner
Inventor Search	9/24/2008	KB
East Search	9/30/2008	KB

INTERFERENCE SEARCH			
Class	Subclass	Date	Examiner

--	--


UNITED STATES PATENT AND TRADEMARK OFFICE

UNITED STATES DEPARTMENT OF COMMERCE
United States Patent and Trademark Office
 Address: COMMISSIONER FOR PATENTS
 P.O. Box 1450
 Alexandria, Virginia 22313-1450
 www.uspto.gov

BIB DATA SHEET
CONFIRMATION NO. 4912

SERIAL NUMBER	FILING or 371(c) DATE	CLASS	GROUP ART UNIT	ATTORNEY DOCKET NO.		
10/518,016	07/06/2005	514	1616	TPP31753		
APPLICANTS						
Amar Lulla, Mumbai, INDIA; Geena Malhotra, Mumbai, INDIA;						
** CONTINUING DATA *****						
This application is a 371 of PCT/GB03/02557 06/13/2003						
** FOREIGN APPLICATIONS *****						
UNITED KINGDOM 0213739.6 06/14/2002						
** IF REQUIRED, FOREIGN FILING LICENSE GRANTED **						
Foreign Priority claimed	<input checked="" type="checkbox"/> Yes <input type="checkbox"/> No	<input type="checkbox"/> Met after Allowance	STATE OR COUNTRY	SHEETS DRAWINGS	TOTAL CLAIMS	INDEPENDENT CLAIMS
35 USC 119(a-d) conditions met	<input checked="" type="checkbox"/> Yes <input type="checkbox"/> No	KB Initials	INDIA	0	51	3
Verified and Acknowledged	/Kristie L. Brooks/ Examiner's Signature					
ADDRESS						
Novak, Druce & Quigg LLP 1300 I Street, N.W. Suite 1000, West Tower WASHINGTON, DC 20005 UNITED STATES						
TITLE						
Combination of azelastine and steroids						
FILING FEE RECEIVED 2580	FEES: Authority has been given in Paper No. _____ to charge/credit DEPOSIT ACCOUNT No. _____ for following:			<input type="checkbox"/> All Fees		
				<input type="checkbox"/> 1.16 Fees (Filing)		
				<input type="checkbox"/> 1.17 Fees (Processing Ext. of time)		
				<input type="checkbox"/> 1.18 Fees (Issue)		
				<input type="checkbox"/> Other _____		
				<input type="checkbox"/> Credit		

EAST Search History

Ref #	Hits	Search Query	DBs	Default Operator	Plurals	Time Stamp
L79	799	(azelastine) fluticasone	US-PGPUB; USPAT; USOCR; EPO; JPO; DERWENT; IBM_TDB	AND	ON	2008/09/30 16:33
L80	509	(azelastine) fluticasone (nasal)	US-PGPUB; USPAT; USOCR; EPO; JPO; DERWENT; IBM_TDB	AND	ON	2008/09/30 16:33
L81	332	(azelastine) fluticasone (nasal) (particle or particulate)	US-PGPUB; USPAT; USOCR; EPO; JPO; DERWENT; IBM_TDB	AND	ON	2008/09/30 16:34
L82	267	(azelastine) fluticasone (nasal) (particle or particulate) (micron or ". mu.m")	US-PGPUB; USPAT; USOCR; EPO; JPO; DERWENT; IBM_TDB	AND	ON	2008/09/30 16:34
L83	189	(azelastine) fluticasone (nasal) ((particle or particulate) with (micron or ".mu.m"))	US-PGPUB; USPAT; USOCR; EPO; JPO; DERWENT; IBM_TDB	AND	ON	2008/09/30 16:34
L84	12	(azelastine).clm. fluticasone (nasal) ((particle or particulate) with (micron or ".mu.m"))	US-PGPUB; USPAT; USOCR; EPO; JPO; DERWENT; IBM_TDB	AND	ON	2008/09/30 16:34
L85	5	(azelastine).ab. fluticasone (nasal) ((particle or particulate) with (micron or ".mu.m"))	US-PGPUB; USPAT; USOCR; EPO; JPO; DERWENT; IBM_TDB	AND	ON	2008/09/30 16:35
L86	5	(azelastine) fluticasone (nasal).ti. ((particle or particulate) with (micron or ".mu.m"))	US-PGPUB; USPAT; USOCR; EPO; JPO; DERWENT; IBM_TDB	AND	ON	2008/09/30 16:35
L87	148	(azelastine) fluticasone (nasal) ((particle or particulate) with (micron or ".mu.m")) spray	US-PGPUB; USPAT; USOCR; EPO; JPO; DERWENT; IBM_TDB	AND	ON	2008/09/30 16:39

L88	171	(azelastine) fluticasone (nasal) ((particle or particulate) with size) spray	US-PGPUB; USPAT; USOCR; EPO; JPO; DERWENT; IBM_TDB	AND	ON	2008/09/30 16:39
L89	40	(azelastine) fluticasone (nasal) ((particle or particulate) with size) spray (nasal with spray)	US-PGPUB; USPAT; USOCR; EPO; JPO; DERWENT; IBM_TDB	AND	ON	2008/09/30 16:39
L90	1	(azelastine) steroid (nasal) ((particle or particulate) with size) spray (nasal with spray)	US-PGPUB; USPAT; USOCR; EPO; JPO; DERWENT; IBM_TDB	AND	ON	2008/09/30 16:41
L91	61	(azelastine) steroid (nasal) ((particle or particulate) with size) spray (nasal with spray)	US-PGPUB; USPAT; USOCR; EPO; JPO; DERWENT; IBM_TDB	AND	ON	2008/09/30 16:41
L92	40	(azelastine) fluticasone (nasal) ((particle or particulate) with size) spray (nasal with spray)	US-PGPUB; USPAT; USOCR; EPO; JPO; DERWENT; IBM_TDB	AND	ON	2008/09/30 16:42
L93	171	(azelastine) fluticasone (nasal) ((particle or particulate) with size) spray	US-PGPUB; USPAT; USOCR; EPO; JPO; DERWENT; IBM_TDB	AND	ON	2008/09/30 16:42
L94	1	(azelastine) fluticasone (nasal).ti. ((particle or particulate) with size) spray	US-PGPUB; USPAT; USOCR; EPO; JPO; DERWENT; IBM_TDB	AND	ON	2008/09/30 16:42
L95	12	(azelastine) fluticasone (nasal).ab. ((particle or particulate) with size) spray	US-PGPUB; USPAT; USOCR; EPO; JPO; DERWENT; IBM_TDB	AND	ON	2008/09/30 16:42
L96	171	(azelastine) fluticasone (nasal) ((particle or particulate) with size) spray	US-PGPUB; USPAT; USOCR; EPO; JPO; DERWENT; IBM_TDB	AND	ON	2008/09/30 16:43
L97	138	(nasal).ti. ((particle or particulate) with size) spray	US-PGPUB; USPAT; USOCR; EPO; JPO; DERWENT; IBM_TDB	AND	ON	2008/09/30 16:44

L98	33	(nasal).ti. ((particle or particulate) with size).ab. spray	US-PGPUB; USPAT; USOCR; EPO; JPO; DERWENT; IBM_TDB	AND	ON	2008/09/30 16:44
L99	10	(nasal with spray).ti. ((particle or particulate) with size) spray	US-PGPUB; USPAT; USOCR; EPO; JPO; DERWENT; IBM_TDB	AND	ON	2008/09/30 16:47
L100	197	(nasal with spray).clm. ((particle or particulate) with size) spray	US-PGPUB; USPAT; USOCR; EPO; JPO; DERWENT; IBM_TDB	AND	ON	2008/09/30 16:49
L101	440	(nasal with spray) dry ((particle or particulate) with size) spray (antihistamine or anti-histamine or azelastine) (anti-inflammatory or antiinflammatory)	US-PGPUB; USPAT; USOCR; EPO; JPO; DERWENT; IBM_TDB	AND	ON	2008/09/30 16:50
L102	187	(nasal with spray) dry ((particle or particulate) with size) spray (antihistamine or anti-histamine or azelastine) (anti-inflammatory or antiinflammatory) rhinitis	US-PGPUB; USPAT; USOCR; EPO; JPO; DERWENT; IBM_TDB	AND	ON	2008/09/30 16:51
L103	1178	(azelastine) (steroid or fluticasone or beclomethasone or flunisolide or triamcinolone or mometasone or budesonide)	US-PGPUB; USPAT; USOCR; EPO; JPO; DERWENT; IBM_TDB	AND	ON	2008/09/30 16:54
L104	701	(azelastine) (steroid or fluticasone or beclomethasone or flunisolide or triamcinolone or mometasone or budesonide) (nose or nasal)	US-PGPUB; USPAT; USOCR; EPO; JPO; DERWENT; IBM_TDB	AND	ON	2008/09/30 16:54
L105	7	(azelastine).ti. (steroid or fluticasone or beclomethasone or flunisolide or triamcinolone or mometasone or budesonide) (nose or nasal)	US-PGPUB; USPAT; USOCR; EPO; JPO; DERWENT; IBM_TDB	AND	ON	2008/09/30 16:54

L106	12	(azelastine) (steroid or fluticasone or beclomethasone or flunisolide or triamcinolone or mometasone or budesonide).ti. (nose or nasal)	US-PGPUB; USPAT; USOCR; EPO; JPO; DERWENT; IBM_TDB	AND	ON	2008/09/30 16:54
L107	168	(azelastine) (steroid or fluticasone or beclomethasone or flunisolide or triamcinolone or mometasone or budesonide).clm. (nose or nasal)	US-PGPUB; USPAT; USOCR; EPO; JPO; DERWENT; IBM_TDB	AND	ON	2008/09/30 17:00
L108	126	(azelastine) (steroid or fluticasone or beclomethasone or flunisolide or triamcinolone or mometasone or budesonide).clm. (nose or nasal) dry	US-PGPUB; USPAT; USOCR; EPO; JPO; DERWENT; IBM_TDB	AND	ON	2008/09/30 17:00
L109	144	(azelastine) (steroid or fluticasone or beclomethasone or flunisolide or triamcinolone or mometasone or budesonide).clm. (nose or nasal or mucosal or intranasally or intraocular or ocular) dry	US-PGPUB; USPAT; USOCR; EPO; JPO; DERWENT; IBM_TDB	AND	ON	2008/09/30 17:01
L110	385	(azelastine) fluticasone propellant	US-PGPUB; USPAT; USOCR; EPO; JPO; DERWENT; IBM_TDB	AND	ON	2008/09/30 17:44
L111	263	(azelastine) fluticasone propellant (composition or formulation) (nose or nasal or mucosa)	US-PGPUB; USPAT; USOCR; EPO; JPO; DERWENT; IBM_TDB	AND	ON	2008/09/30 17:45
L112	383	(azelastine) fluticasone propellant (composition or formulation)	US-PGPUB; USPAT; USOCR; EPO; JPO; DERWENT; IBM_TDB	AND	ON	2008/09/30 17:49
L113	61	(azelastine) fluticasone. clm. propellant (composition or formulation)	US-PGPUB; USPAT; USOCR; EPO; JPO; DERWENT; IBM_TDB	AND	ON	2008/09/30 17:49

L114	104	nasal.ti. propellant (composition or formulation)	US-PGPUB; USPAT; USOCR; EPO; JPO; DERWENT; IBM_TDB	AND	ON	2008/09/30 18:03
L115	89	nasal.ti. propellant (composition or formulation) spray	US-PGPUB; USPAT; USOCR; EPO; JPO; DERWENT; IBM_TDB	AND	ON	2008/09/30 18:03
L116	51	nasal.ti. propellant (composition or formulation) spray (azelastine or anti- inflammatory or antihistamine or anti- histamine or fluticasone)	US-PGPUB; USPAT; USOCR; EPO; JPO; DERWENT; IBM_TDB	AND	ON	2008/09/30 18:04
L117	3	insufflation powder	US-PGPUB; USPAT; USOCR; EPO; JPO; DERWENT; IBM_TDB	AND	ON	2008/09/30 18:29
L118	11116	insufflation powder	US-PGPUB; USPAT; USOCR; EPO; JPO; DERWENT; IBM_TDB	AND	ON	2008/09/30 18:29
L119	6159	(insufflation with powder)	US-PGPUB; USPAT; USOCR; EPO; JPO; DERWENT; IBM_TDB	AND	ON	2008/09/30 18:29
L120	5170	(insufflation with powder) (nasal or nose or intranasal)	US-PGPUB; USPAT; USOCR; EPO; JPO; DERWENT; IBM_TDB	AND	ON	2008/09/30 18:30
L121	20	(insufflation with powder) (nasal or nose or intranasal).ti.	US-PGPUB; USPAT; USOCR; EPO; JPO; DERWENT; IBM_TDB	AND	ON	2008/09/30 18:30
L122	18	(insufflation with powder) (nasal or nose or intranasal).ti. (liquid or spray)	US-PGPUB; USPAT; USOCR; EPO; JPO; DERWENT; IBM_TDB	AND	ON	2008/09/30 18:30
L123	0	pressure.ti. packing.ti. MDI	US-PGPUB; USPAT; USOCR; EPO; JPO; DERWENT; IBM_TDB	AND	ON	2008/09/30 18:55

L124	168	pressure.ti. MDI	US-PGPUB; USPAT; USOCR; EPO; JPO; DERWENT; IBM_TDB	AND	ON	2008/09/30 18:56
L125	4	pressure.ti. MDI.ti.	US-PGPUB; USPAT; USOCR; EPO; JPO; DERWENT; IBM_TDB	AND	ON	2008/09/30 18:56
L126	67	azelastine.clm. fluticasone. clm.	US-PGPUB; USPAT; USOCR; EPO; JPO; DERWENT; IBM_TDB	AND	ON	2008/09/30 19:03

9/30/2008 7:13:47 PM

IN THE UNITED STATES PATENT AND TRADEMARK OFFICE

In re the Application of

Amar LULLA et al

Group Art Unit: Unassigned

Serial No.: 10/518,016

Examiner: Unassigned

Filed: December 14, 2004

Confirmation No. 4912

For: COMBINATION OF AZELASTINE AND STEROIDS

INFORMATION DISCLOSURE STATEMENT

Commissioner of Patents
P.O. Box 1450
Alexandria, Virginia 22313-1450

Sir:

Pursuant to Rules 56 and 98, Applicants hereby call the attention of the Patent Office to the references listed on the attached Form PTO 1449. These references were cited in an International Search Report issued in connection with the corresponding international application.

Applicants present these references so that the Patent Office may, in the first instance, determine any relevancy thereof to the presently claimed invention, see Beckman Instruments, Inc. v. Chemtronics, Inc., 439 F.2d 1369, 1380, 165 USPQ 355, 364 (5th Cir. 1970).

Applicants respectfully request that these references be expressly considered during the prosecution of this application and made of record herein and appear among the "References Cited" on any patent to issue herefrom.

Respectfully submitted,



Thomas P. Pavelko
Registration No. 31,689

TPP/mat
Attorney Docket No.: TPP 31753

STEVENS, DAVIS, MILLER & MOSHER, L.L.P.
1615 L Street, N.W., Suite 850
Washington, D.C. 20036
Telephone: (202) 785-0100
Facsimile: (202) 408-5200 or (202) 408-5088

Date: July 6, 2005

FORM PTO-1449 U.S. Department of Commerce
(Rev. 4/92) Patent and Trademark Office

ATTY. DOCKET NO.
TPP 31753

SERIAL NO.
10/518,016

**INFORMATION DISCLOSURE
STATEMENT BY APPLICANT**

APPLICANT
Amar LULLA et al

(Use several sheets if necessary)

FILING DATE
December 14, 2004

GROUP
Applications

U.S. PATENT DOCUMENTS

EXAMINER INITIAL	DOCUMENT NUMBER	DATE	NAME	CLASS	SUBCLASS	FILING DATE IF APPROPRIATE	

FOREIGN PATENT DOCUMENTS

EXAMINER INITIAL	DOCUMENT NUMBER	DATE	COUNTRY	CLASS	SUBCLASS	TRANSLATION	
						YES	NO
/K.B./	9 7 0 1 3 3 7	01/97	WO				
/K.B./	0 7 8 0 1 2 7	06/97	EP				

OTHER DOCUMENTS (Including Author, Title, Date, Pertinent Pages, Etc.)

	Database Medline "Online! US National Library of Medicine (NLM), Bethesda, MD, US: 2000 Portmann D et al: "Acceptability of local treatment of allergic rhinitis with a combination of a corticoid (beclomethasone) and an antihistaminic (azelastine); vol. 121, no. 4, 2000, pages 273-279
	Busse W W et al: "Corticosteroid-Sparing Effect of Azelastine in the Management of Bronchial Asthma" - American Journal of Respiratory and Critical Care Medicine, American Lung Association, new York, NW, vol. 153, no. 1, 1996, pages 122-172, page 127, column 1, paragraph 2

EXAMINER /Kristie Brooks/

DATE CONSIDERED 09/23/2008

EXAMINER: Initial if citation is considered, draw line through citation if not in conformance and not considered. Include copy of this form with next communication to applicant.



JFW/1614

IN THE UNITED STATES PATENT AND TRADEMARK OFFICE

In re the Application of

Amar LULLA et al

Group Art Unit: 1614

Serial No.: 10/518,016

Examiner: Unassigned

Filed: July 6, 2005

Confirmation No. 4912

For: COMBINATION OF AZELASTINE AND STEROIDS

INFORMATION DISCLOSURE STATEMENT

Commissioner of Patents
P.O. Box 1450
Alexandria, Virginia 22313-1450

Sir:

Pursuant to Rules 56 and 98, Applicants hereby call the attention of the Patent Office to the references listed on the attached Form PTO 1449. These references were cited in an International Search Report (copy enclosed) issued in connection with the corresponding international application.

Applicants present these references so that the Patent Office may, in the first instance, determine any relevancy thereof to the presently claimed invention, see Beckman Instruments, Inc. v. Chemtronics, Inc., 439 F.2d 1369, 1380, 165 USPQ 355, 364 (5th Cir. 1970).

Applicants respectfully request that these references be expressly considered during the prosecution of this application and made of record herein and appear among the "References Cited" on any patent to issue herefrom.


Respectfully submitted,

Thomas P. Pavelko
Registration No. 31,689

TPP/mtw
Attorney Docket No.: TPP 31753

STEVENS, DAVIS, MILLER & MOSHER, L.L.P.
1615 L Street, N.W., Suite 850
Washington, D.C. 20036
Telephone: (202) 785-0100
Facsimile: (202) 785-0100 or (202) 785-0200

Date: October 5, 2005



FORM PTO-1449 U.S. Department of Commerce
(Rev. 4/92) Patent and Trademark Office

ATTY. DOCKET NO.
TPP 31753

SERIAL NO.
10/518,016

**INFORMATION DISCLOSURE
STATEMENT BY APPLICANT**

(Use several sheets if necessary)

APPLICANT
Amar LULLA et al

FILING DATE
July 6, 2005

GROUP
1614

U.S. PATENT DOCUMENTS

EXAMINER INITIAL	DOCUMENT NUMBER								DATE	NAME	CLASS	SUBCLASS	FILING DATE IF APPROPRIATE

FOREIGN PATENT DOCUMENTS

	DOCUMENT NUMBER								DATE	COUNTRY	CLASS	SUBCLASS	TRANSLATION	
													YES	NO
/K.B./		9	7	0	1	3	3	7	01/97	WO				
/K.B./		0	7	8	0	1	2	7	06/97	EP				
/K.B./		9	8	4	8	8	3	9	11/98	WO				
/K.B./	1	9	9	4	7	2	3	4	04/01	DE				

OTHER DOCUMENTS (Including Author, Title, Date, Pertinent Pages, Etc.)

/K.B./	Database Medline "Online! US National Library of Medicine (NLM), Bethesda, MD, US: 2000 Portmann D et al: "Acceptability of local treatment of allergic rhinitis with a combination of a corticoid (beclomethasone) and an antihistaminic (azelastine); vol. 121, no. 4, 2000, pages 273-279
/K.B./	Busse W W et al: "Corticosteroid-Sparing Effect of Azelastine in the Management of Bronchial Asthma" - American Journal of Respiratory and Critical Care Medicine, American Lung Association, new York, NW, vol. 153, no. 1, 1996, pages 122-172, page 127, column 1, paragraph 2
/K.B./	International Search Report under Section 17 UK Patent Office collections, including GB, EP, WO & US patent specifications

EXAMINER /Kristie Brooks/ DATE CONSIDERED 09/23/2008

EXAMINER: Initial if citation is considered, draw line through citation if not in conformance and not considered. Include copy of this form with next communication to applicant.



JFW/1614

IN THE UNITED STATES PATENT AND TRADEMARK OFFICE

In re the Application of

Amar LULLA et al

Group Art Unit: 1614

Serial No.: 10/518,016

Examiner: Unassigned

Filed: July 6, 2005

Confirmation No. 4912

For: COMBINATION OF AZELASTINE AND STEROIDS

INFORMATION DISCLOSURE STATEMENT

Commissioner of Patents
P.O. Box 1450
Alexandria, Virginia 22313-1450

Sir:

Pursuant to Rules 56 and 98, Applicants hereby call the attention of the Patent Office to the references listed on the attached Form PTO 1449. These references were cited in an International Search Report (copy enclosed) issued in connection with the corresponding international application.

Applicants present these references so that the Patent Office may, in the first instance, determine any relevancy thereof to the presently claimed invention, see Beckman Instruments, Inc. v. Chemtronics, Inc., 439 F.2d 1369, 1380, 165 USPQ 355, 364 (5th Cir. 1970).

Applicants respectfully request that these references be expressly considered during the prosecution of this application and made of record herein and appear among the "References Cited" on any patent to issue herefrom.


Respectfully submitted,

Thomas P. Pavelko
Registration No. 31,689

TPP/mtw
Attorney Docket No.: TPP 31753

STEVENS, DAVIS, MILLER & MOSHER, L.L.P.
1615 L Street, N.W., Suite 850
Washington, D.C. 20036
Telephone: (202) 785-0100
Facsimile: (202) 785-0100 or (202) 785-0200

Date: October 5, 2005



FORM PTO-1449 U.S. Department of Commerce
(Rev. 4/92) Patent and Trademark Office

ATTY. DOCKET NO.
TPP 31753

SERIAL NO.
10/518,016

**INFORMATION DISCLOSURE
STATEMENT BY APPLICANT**

(Use several sheets if necessary)

APPLICANT
Amar LULLA et al

FILING DATE
July 6, 2005

GROUP
1614

U.S. PATENT DOCUMENTS

EXAMINER INITIAL	DOCUMENT NUMBER								DATE	NAME	CLASS	SUBCLASS	FILING DATE IF APPROPRIATE

FOREIGN PATENT DOCUMENTS

	DOCUMENT NUMBER								DATE	COUNTRY	CLASS	SUBCLASS	TRANSLATION	
													YES	NO
	9	7	0	1	3	3	7	01/97	WO					
	0	7	8	0	1	2	7	06/97	EP					
	9	8	4	8	8	3	9	11/98	WO					
1	9	9	4	7	2	3	4	04/01	DE					

OTHER DOCUMENTS (Including Author, Title, Date, Pertinent Pages, Etc.)

	Database Medline "Online! US National Library of Medicine (NLM), Bethesda, MD, US: 2000 Portmann D et al: "Acceptability of local treatment of allergic rhinitis with a combination of a corticoid (beclomethasone) and an antihistaminic (azelastine); vol. 121, no. 4, 2000, pages 273-279
	Busse W W et al: "Corticosteroid-Sparing Effect of Azelastine in the Management of Bronchial Asthma" - American Journal of Respiratory and Critical Care Medicine, American Lung Association, new York, NW, vol. 153, no. 1, 1996, pages 122-172, page 127, column 1, paragraph 2
	International Search Report under Section 17 UK Patent Office collections, including GB, EP, WO & US patent specifications

EXAMINER

DATE CONSIDERED

EXAMINER: Initial if citation is considered, draw line through citation if not in conformance and not considered.
Include copy of this form with next communication to applicant.


UNITED STATES PATENT AND TRADEMARK OFFICE

 UNITED STATES DEPARTMENT OF COMMERCE
 United States Patent and Trademark Office
 Address: COMMISSIONER FOR PATENTS
 P.O. Box 1450
 Alexandria, Virginia 22313-1450
 www.uspto.gov

U.S. APPLICATION NUMBER NO.	FIRST NAMED APPLICANT	ATTY. DOCKET NO.
10/518,016	Amar Lulla	TPP31753

INTERNATIONAL APPLICATION NO.

PCT/GB03/02557

LA. FILING DATE	PRIORITY DATE
06/13/2003	06/14/2002

 Davis Miller & Mosher
 1615 L Street N W
 Suite 850
 Washington, DC 20036

CONFIRMATION NO. 4912
371 ACCEPTANCE LETTER
OC000000016667257
 OC000000016667257

Date Mailed: 08/23/2005

NOTICE OF ACCEPTANCE OF APPLICATION UNDER 35 U.S.C 371 AND 37 CFR 1.495

The applicant is hereby advised that the United States Patent and Trademark Office in its capacity as a Designated / Elected Office (37 CFR 1.495), has determined that the above identified international application has met the requirements of 35 U.S.C. 371, and is ACCEPTED for national patentability examination in the United States Patent and Trademark Office.

The United States Application Number assigned to the application is shown above and the relevant dates are:

<u>07/06/2005</u>	<u>07/06/2005</u>
DATE OF RECEIPT OF 35 U.S.C. 371(c)(1), (c)(2) and (c)(4) REQUIREMENTS	DATE OF COMPLETION OF ALL 35 U.S.C. 371 REQUIREMENTS

A Filing Receipt (PTO-103X) will be issued for the present application in due course. **THE DATE APPEARING ON THE FILING RECEIPT AS THE " FILING DATE" IS THE DATE ON WHICH THE LAST OF THE 35 U.S.C. 371 (c)(1), (c)(2) and (c)(4) REQUIREMENTS HAS BEEN RECEIVED IN THE OFFICE. THIS DATE IS SHOWN ABOVE.** The filing date of the above identified application is the international filing date of the international application (Article 11(3) and 35 U.S.C. 363). Once the Filing Receipt has been received, send all correspondence to the Group Art Unit designated thereon.

The following items have been received:

- Copy of the International Application filed on 12/14/2004
- Copy of the International Search Report filed on 12/14/2004
- Copy of IPE Report filed on 12/14/2004
- Preliminary Amendments filed on 12/14/2004
- Information Disclosure Statements filed on 07/06/2005
- Oath or Declaration filed on 07/06/2005
- U.S. Basic National Fees filed on 12/14/2004
- Assignment filed on 07/06/2005
- Priority Documents filed on 12/14/2004

Applicant is reminded that any communications to the United States Patent and Trademark Office must be mailed to the address given in the heading and include the U.S. application no. shown above (37 CFR 1.5)

FRANCINE YOUNG
Telephone: (703) 308-9140 EXT 215

PART 3 - OFFICE COPY

FORM PCT/DO/EO/903 (371 Acceptance Notice)



UNITED STATES PATENT AND TRADEMARK OFFICE

UNITED STATES DEPARTMENT OF COMMERCE
 United States Patent and Trademark Office
 Address: COMMISSIONER FOR PATENTS
 P.O. Box 1450
 Alexandria, Virginia 22313-1450
 www.uspto.gov

BIBDATASHEET

CONFIRMATION NO. 4912

Bib Data Sheet

SERIAL NUMBER 10/518,016	FILING OR 371(c) DATE 07/06/2005	CLASS 514	GROUP ART UNIT 1614	ATTORNEY DOCKET NO. TPP31753
RULE				

APPLICANTS

Amar Lulla, Mumbai, INDIA;
 Geena Malhotra, Mumbai, INDIA;

**** CONTINUING DATA *******

This application is a 371 of PCT/GB03/02557 06/13/2003

**** FOREIGN APPLICATIONS *******

UNITED KINGDOM 0213739.6 06/14/2002

Foreign Priority claimed <input type="checkbox"/> yes <input type="checkbox"/> no	STATE OR COUNTRY INDIA	SHEETS DRAWING	TOTAL CLAIMS 51	INDEPENDENT CLAIMS 3
35 USC 119 (a-d) conditions met <input type="checkbox"/> yes <input type="checkbox"/> no <input type="checkbox"/> Met after Allowance				
Verified and Acknowledged	Examiner's Signature	Initials		

ADDRESS

Davis Miller & Mosher
 1615 L Street N W
 Suite 850
 Washington , DC 20036

TITLE

Combination of azelastine and steroids

FILING FEE RECEIVED 2580	FEES: Authority has been given in Paper No. _____ to charge/credit DEPOSIT ACCOUNT No. _____ for following:	<input type="checkbox"/> All Fees
		<input type="checkbox"/> 1.16 Fees (Filing)
		<input type="checkbox"/> 1.17 Fees (Processing Ext. of time)
		<input type="checkbox"/> 1.18 Fees (Issue)
		<input type="checkbox"/> Other _____
		<input type="checkbox"/> Credit

COMBINED DECLARATION AND POWER OF ATTORNEY FOR UTILITY PATENT APPLICATION (Includes PCT)	Attorney Docket No. TPP 31753
---	----------------------------------

As a below named inventor, I hereby declare that:
My residence, post office address and citizenship are as stated below next to my name;
that

I believe I am the original, first and sole inventor (if only one name is listed below)
or an original, first and joint inventor (if plural inventors are listed below) of the
subject matter which is claimed and for which a patent is sought on the invention entitled:
COMBINATION OF AZELASTINE AND STEROIDS

the specification of which (check one)
 is attached hereto.

was filed on _____ as Application Serial No. _____ and was amended
on _____. (if applicable)

was filed as PCT International Application No. PCT/GB03/02557 on June 13, 2003,
and was filed in the U.S. National Stage on December 14, 2004, as U.S. Patent
Application No. 10/518,016.

I hereby state that I have reviewed and understand the contents of the above identified
specification, including the claims, as amended by any amendment referred to above.

I acknowledge the duty to disclose information which is material to the examination of this
application in accordance with Title 37, Code of Federal Regulations, §1.56(a).

I do not know and do not believe the claimed invention was ever known or used in the United
States of America before my or our invention thereof, or patented or described in any printed
publication in any country before my or our invention thereof or more than one year prior to
this application, that the same was not in public use or on sale in the United States of
America more than one year prior to this application, that the invention has not been
patented or made the subject of an inventor's certificate issued before the date of this
application in any country foreign to the United States of America on an application filed
by me or my legal representatives or assigns more than twelve months prior to this
application.

I hereby claim foreign priority benefits under Title 35, United States Code §119 and/or
§365(a)(b) of any foreign application(s) and United States provisional applications for
patent or inventor's certificate listed below and have also identified below any foreign
application for patent or inventor's certificate having a filing date before that of the
application(s) on which priority is claimed:

Prior Foreign and U.S. Provisional Application(s)			Priority Claimed	
<u>0213739.6</u>	<u>Great Britain</u>	<u>14 June 2002</u>	<input checked="" type="checkbox"/>	<input type="checkbox"/>
(Number)	(Country)	Day/Month/Year Filed	Yes	No
_____	_____	_____	<input type="checkbox"/>	<input type="checkbox"/>
(Number)	(Country)	Day/Month/Year Filed	Yes	No

I hereby claim the benefit under Title 35, United States Code, §120 and/or §365(c) of any United States application(s) or PCT international application(s) designating the United States of America listed below and, insofar as the subject matter of each of the claims of this application is not disclosed in the prior application(s) in the manner provided by the first paragraph of Title 35, United States Code, §112, I acknowledge the duty to disclose material information as defined in Title 37, Code of Federal Regulations, §1.56(a) which occurred between the filing date of the prior application and the national or PCT international filing date of this application:

<u>Application Serial No.</u>	<u>Filing Date</u>	<u>Status</u> (patented, pending, abandoned)
-------------------------------	--------------------	---


<u>Application Serial No.</u>	<u>Filing Date</u>	<u>Status</u> (patented, pending, abandoned)
-------------------------------	--------------------	---

4 I hereby appoint the following attorney(s) and/or agent(s) to prosecute this application and to transact all business in the Patent and Trademark Office connected therewith; Stevens, Davis, Miller & Mosher, L.L.P.; Anthony P. Venturino, Reg. No. 31,674; James E. Ledbetter, Reg. No. 28,732; Thomas P. Pavelko, Reg. No. 31,689; and Peter N. Lalos, Reg. No. 19,789. Direct all telephone calls to telephone no. 202-785-0100 and faxes to 202-408-5200.

Address all correspondence to 1615 L Street, N.W., Suite 850, Washington, D.C. 20036.

CIPLA Limited retains the power to revoke this Power of Attorney at any time and at its own discretion.

I hereby declare that all statements made herein of my own knowledge are true and that all statements made on information and belief are believed to be true, and further that these statements were made with the knowledge that willful false statements and the like so made are punishable by fine or imprisonment, or both, under Section 1001 of Title 18 of the United States Code and that such willful false statements may jeopardize the validity of the application or any patent issued thereon.

Full Name of Sole, First Inventor 100 <u>Amar LULLA</u>	Inventor's Signature X 	Date 08.06.05
Residence: <u>Mumbai, India</u> <u>INX</u>	Citizenship Indian	
Post Office Address: 131 Maker Towers L, 13 th Floor, Cuffe Parade, Colaba, Mumbai 400 005 India		

200

Full Name of Second, Joint Inventor Geena MALHOTRA	Inventor's Signature <i>xgm Malhotra</i>	Date 08.06.05
Residence: Mumbai, India <i>INX</i>	Citizenship Indian	
Post Office Address: 4 Anderson House, Opposite Mazgaon Post Office, Mazgaon, Mumbai 400 010 India		
Full Name of Third, Joint Inventor	Inventor's Signature	Date
Residence:	Citizenship	
Post Office Address:		

IN THE UNITED STATES PATENT AND TRADEMARK OFFICE

In re the Application of

Amar LULLA et al

BOX: Missing Parts

Serial No.: 10/518,016

Filed: December 14, 2004

For: COMBINATION OF AZELASTINE AND STEROIDS

**RESPONSE TO NOTIFICATION OF MISSING REQUIREMENTS UNDER 35 USC 371 IN
THE UNITED STATES DESIGNATED/ELECTED OFFICE**

Commissioner for Patents
P.O. Box 1450
Alexandria, Virginia 22313-1450

Sir:

Responsive to the Patent Office paper issued May 9, 2005, there is submitted herewith an executed Declaration for the above-identified application. Also submitted herewith is an executed Assignment. A copy of Form PCT/DO/EO/905 and the fee of \$1700.00 is enclosed.

The Commissioner is authorized to charge payment of the following fees associated with this communication or credit any overpayment to Deposit Account No. 19-4375.

XXX Any additional filing fees required under 37 CFR §1.16.

XXX Any patent application processing fees under 37 CFR §1.17.

Issuance of the official Filing Receipt is respectfully solicited.

Respectfully submitted,



Thomas P. Pavelko
Registration No. 31,689

TPP:mat
Attorney Docket No.: TPP 31753

STEVENS, DAVIS, MILLER & MOSHER, L.L.P.
1615 L Street, N.W., Suite 850
Washington, D.C. 20036
Telephone: (202) 785-0100
Facsimile: (202) 408-5200 or (202) 408-5088
Date: July 6, 2005

FORM PTO-1390 (Modified) U.S. PATENT AND TRADEMARK OFFICE; U.S. DEPARTMENT OF COMMERCE (REV. 2-2005)		ATTORNEY'S DOCKET NUMBER TPP 31
TRANSMITTAL LETTER TO THE UNITED STATES DESIGNATED/ELECTED OFFICE (DO/EO/US) CONCERNING A SUBMISSION UNDER 35 U.S.C. 371		U.S. APPLICATION NO. (If known, see 37 CFR 1.5)
		10/518,016
INTERNATIONAL APPLICATION NO. PCT/GB02/02557	INTERNATIONAL FILING DATE 13 June 2003	PRIORITY DATE CLAIMED 14 June 2002

TITLE OF INVENTION
COMBINATION OF AZELASTINE AND STEROIDS

APPLICANT(S) FOR DO/EO/US
Amar LULLA
Geena MALHOTRA

Applicant herewith submits to the United States Designated/Elected Office (DO/EO/US) the following items and other information:

1. This is a **FIRST** submission of items concerning a submission under 35 U.S.C. 371.
 2. This is a **SECOND** or **SUBSEQUENT** submission of items concerning a submission under 35 U.S.C. 371.
 3. This is an express request to begin national examination procedures (35 U.S.C. 371(f)). The submission must include items (5), (6), (9) and (24) indicated below.
 4. The US has been elected (Article 31).
 5. A copy of the International Application as filed (35 U.S.C. 371 (c)(2))
 - a. is attached hereto (required only if not communicated by the International Bureau).
 - b. has been communicated by the International Bureau.
 - c. is not required, as the application was filed in the United States Receiving Office (RO/US).
 6. An English language translation of the International Application as filed (35 U.S.C. 371(c)(2)).
 - a. is attached hereto.
 - b. has been previously submitted under 35 U.S.C. 154(d)(4).
 7. Amendments to the claims of the International Application under PCT Article 19 (35 U.S.C. 371 (c)(3))
 - a. are attached hereto (required only if not communicated by the International Bureau).
 - b. have been communicated by the International Bureau.
 - c. have not been made; however, the time limit for making such amendments has NOT expired.
 - d. have not been made and will not be made.
 8. An English language translation of the amendments to the claims under PCT Article 19 (35 U.S.C. 371(c)(3)).
 9. An oath or declaration of the inventor(s) (35 U.S.C. 371 (c)(4)).
 10. An English language translation of the annexes to the International Preliminary Examination Report under PCT Article 36 (35 U.S.C. 371 (c)(5)).
 11. A copy of the International Preliminary Examination Report (PCT/IPEA/409).
 12. A copy of the International Search Report (PCT/ISA/210).
- Items 13 to 23 below concern document(s) or information included:**
13. An Information Disclosure Statement under 37 CFR 1.97 and 1.98.
 14. An assignment document for recording. A separate cover sheet in compliance with 37 CFR 3.28 and 3.31 is included.
 15. A **FIRST** preliminary amendment.
 16. A **SECOND** or **SUBSEQUENT** preliminary amendment.
 17. A substitute specification.
 18. A power of attorney and/or change of address letter.
 19. A computer-readable form of the sequence listing in accordance with PCT Rule 13ter.2 and 37 CFR 1.821 - 1.825.
 20. A second copy of the published International Application under 35 U.S.C. 154(d)(4).
 21. A second copy of the English language translation of the International Application under 35 U.S.C. 154(d)(4).
 22. Express Mail Label No.
 23. Other items or information:

Response to Notification Concerning Missing Requirements



UNITED STATES PATENT AND TRADEMARK OFFICE

UNITED STATES DEPARTMENT OF COMMERCE
 United States Patent and Trademark Office
 Address: COMMISSIONER FOR PATENTS
 P.O. Box 1450
 Alexandria, Virginia 22313-1450
 www.uspto.gov

U.S. APPLICATION NUMBER NO.	FIRST NAMED APPLICANT	ATTY. DOCKET NO.
10/518,016	Amar Lulla	TPP31753

INTERNATIONAL APPLICATION NO.

PCT/GB03/02557

IA. FILING DATE	PRIORITY DATE
06/13/2003	06/14/2002

Thomas P Pavelko
 Stevens Davis Miller & Mosher
 1615 L Street N W
 Suite 850
 Washington, DC 20036

CONFIRMATION NO. 4912

371 FORMALITIES LETTER



OC00000015966219

RESPONSE DUE 7-9-05
 DOCKETED DATE 5-11-05
 BY CP

Date Mailed: 05/09/2005

NOTIFICATION OF MISSING REQUIREMENTS UNDER 35 U.S.C. 371 IN THE UNITED STATES DESIGNATED/ELECTED OFFICE (DO/EO/US)

The following items have been submitted by the applicant or the IB to the United States Patent and Trademark Office as a Designated / Elected Office (37 CFR 1.495).

- Copy of the International Application filed on 12/14/2004
- Copy of the International Search Report filed on 12/14/2004
- Copy of IPE Report filed on 12/14/2004
- Preliminary Amendments filed on 12/14/2004
- U.S. Basic National Fees filed on 12/14/2004
- Priority Documents filed on 12/14/2004

The following items **MUST** be furnished within the period set forth below in order to complete the requirements for acceptance under 35 U.S.C. 371:

- Oath or declaration of the inventors, in compliance with 37 CFR 1.497(a) and (b), identifying the application by the International application number and international filing date.
- \$130 Surcharge for providing the oath or declaration later than 30 months from the priority date (37 CFR 1.492(e)) is required.

SUMMARY OF FEES DUE:

Total additional fees required for this application is \$130 for a Large Entity:

- \$130 Late oath or declaration Surcharge.

ALL OF THE ITEMS SET FORTH ABOVE MUST BE SUBMITTED WITHIN TWO (2) MONTHS FROM THE DATE OF THIS NOTICE OR BY 32 MONTHS FROM THE PRIORITY DATE FOR THE APPLICATION, WHICHEVER IS LATER. FAILURE TO PROPERLY RESPOND WILL RESULT IN ABANDONMENT.

The time period set above may be extended by filing a petition and fee for extension of time under the provisions of 37 CFR 1.136(a).

Applicant is reminded that any communications to the United States Patent and Trademark Office must be mailed to the address given in the heading and include the U.S. application no. shown above (37 CFR 1.5)

*A copy of this notice **MUST** be returned with the response.*

FRANCINE YOUNG

Telephone: (703) 308-9140 EXT 215

PART 1 - ATTORNEY/APPLICANT COPY

U.S. APPLICATION NUMBER NO.	INTERNATIONAL APPLICATION NO.	ATTY. DOCKET NO.
10/518,016	PCT/GB03/02557	TPP31753

FORM PCT/DO/EO/905 (371 Formalities Notice)

IN THE UNITED STATES PATENT AND TRADEMARK OFFICE

In re the Application of

Amar LULLA et al

Group Art Unit: Unassigned

Serial No.: 10/518,016

Examiner: Unassigned

Filed: December 14, 2004

Confirmation No. 4912

For: COMBINATION OF AZELASTINE AND STEROIDS

INFORMATION DISCLOSURE STATEMENT

Commissioner of Patents
P.O. Box 1450
Alexandria, Virginia 22313-1450

Sir:

Pursuant to Rules 56 and 98, Applicants hereby call the attention of the Patent Office to the references listed on the attached Form PTO 1449. These references were cited in an International Search Report issued in connection with the corresponding international application.

Applicants present these references so that the Patent Office may, in the first instance, determine any relevancy thereof to the presently claimed invention, see Beckman Instruments, Inc. v. Chemtronics, Inc., 439 F.2d 1369, 1380, 165 USPQ 355, 364 (5th Cir. 1970).

Applicants respectfully request that these references be expressly considered during the prosecution of this application and made of record herein and appear among the "References Cited" on any patent to issue herefrom.

Respectfully submitted,



Thomas P. Pavelko
Registration No. 31,689

TPP/mat
Attorney Docket No.: TPP 31753

STEVENS, DAVIS, MILLER & MOSHER, L.L.P.
1615 L Street, N.W., Suite 850
Washington, D.C. 20036
Telephone: (202) 785-0100
Facsimile: (202) 408-5200 or (202) 408-5088

Date: July 6, 2005

FORM PTO-1449 U.S. Department of Commerce
(Rev. 4/92) Patent and Trademark Office

ATTY. DOCKET NO.
TPP 31753

SERIAL NO.
10/518,016

**INFORMATION DISCLOSURE
STATEMENT BY APPLICANT**

APPLICANT
Amar LULLA et al

(Use several sheets if necessary)

FILING DATE
December 14, 2004

GROUP
Applications

U.S. PATENT DOCUMENTS

EXAMINER INITIAL	DOCUMENT NUMBER	DATE	NAME	CLASS	SUBCLASS	FILING DATE IF APPROPRIATE

FOREIGN PATENT DOCUMENTS

DOCUMENT NUMBER	DATE	COUNTRY	CLASS	SUBCLASS	TRANSLATION	
					YES	NO
9 7 0 1 3 3 7	01/97	WO				
0 7 8 0 1 2 7	06/97	EP				

OTHER DOCUMENTS (Including Author, Title, Date, Pertinent Pages, Etc.)

	Database Medline "Online! US National Library of Medicine (NLM), Bethesda, MD, US: 2000 Portmann D et al: "Acceptability of local treatment of allergic rhinitis with a combination of a corticoid (beclomethasone) and an antihistaminic (azelastine); vol. 121, no. 4, 2000, pages 273-279
	Busse W W et al: "Corticosteroid-Sparing Effect of Azelastine in the Management of Bronchial Asthma" - American Journal of Respiratory and Critical Care Medicine, American Lung Association, new York, NW, vol. 153, no. 1, 1996, pages 122-172, page 127, column 1, paragraph 2

EXAMINER _____ DATE CONSIDERED _____

EXAMINER: Initial if citation is considered, draw line through citation if not in conformance and not considered. Include copy of this form with next communication to applicant.

COMBINATION OF AZELASTINE AND STEROIDS

The present invention relates to pharmaceutical products and formulations. More particularly the present invention relates to pharmaceutical products and formulations useful for preventing or minimising allergic reactions. More particularly, but not exclusively, the present invention relates to pharmaceutical products and formulations for nasal and ocular use.

Such allergic reactions commonly comprise the allergy-related and vasomotor-related symptoms and the rhinovirus-related symptoms.

It is known to use antihistamines in nasal sprays and eye drops to treat allergy-related conditions. Thus, for example, it is known to use the antihistamine azelastine (usually as the hydrochloride salt) as a nasal spray against seasonal or perennial allergic rhinitis, or as eye drops against seasonal and perennial allergic conjunctivitis.

It is also known to treat these conditions using a corticosteroid, which will suppress nasal and ocular inflammatory conditions. Among the corticosteroids known for nasal use are, for example, beclomethasone, mometasone, fluticasone, budesonide and cyclofenide. Corticosteroids known for ocular anti-inflammatory use include betamethasone sodium, dexamethasone sodium and prednisolone acetate, for example.

It would be highly desirable, however, to provide a treatment that combines the effects of anti-histamine treatments and steroid treatments, in a pharmaceutically acceptable formulation, which is tolerated in situ, without significantly disrupting the potency of the constituent pharmaceuticals.

We have now found that, very surprisingly, azelastine (4-[(4-Chlorophenyl)methyl]-2-(hexahydro-1-methyl-1H-azepin-4-yl)-1(2H)-phthalazinone), or a pharmaceutically acceptable salt, solvate or physiologically functional derivative thereof, preferably in salt form and even more preferably in the form of the hydrochloride salt, can advantageously be combined with a steroid, or a pharmaceutically acceptable salt, solvate or physiologically functional derivative thereof, to provide a stable, very effective combination product or formulation preferably for nasal or ocular treatment. The combination can provide, in a single administration or dosing regime, the antihistaminic properties of azelastine and the anti-

inflammatory (and / or other) properties of the steroid, without any significant interference between the two, or adverse reaction in situ.

In one aspect the invention provides a pharmaceutical formulation comprising azelastine or a pharmaceutically acceptable salt, solvate or physiologically functional derivative thereof, and a steroid, preferably a corticosteroid, or a pharmaceutically acceptable salt, solvate or physiologically functional derivative thereof, the formulation preferably being in a form suitable for administration nasally or ocularly.

The term "physiologically functional derivative" as used herein denotes a chemical derivative of any of the specific therapeutic agents described herein having the same or similar physiological function as the free base therapeutic agent and, for example, being convertible in the body thereto. According to the present invention, examples of physiologically functional derivatives include esters.

The preferred forms of formulations of the invention are nasal drops, eye drops, nasal sprays, nasal inhalation solutions or aerosols or insufflation powders.

Preferred embodiments of the invention can comprise stable aqueous solutions of azelastine or one or more of its salts, in combination with steroids which may be beclomethasone, mometasone, fluticasone, budesonide or cyclofenide, which can be used in the form of inhalation solution, pressurized aerosol, eye drops or nasal drops, and in a particular preferred embodiment, in the form of a spray (preferably a nasal spray). The spray can, for example, be formed by the use of a conventional spray-squeeze bottle or a pump vaporizer. In addition, it is also possible to use compressed gas aerosols. In a preferred embodiment, 0.03 to 3 mg of azelastine base and 0.05 to 0.15 mg of the steroid should be released per individual actuation.

The formulations preferably contain a preservative and/or stabilizer. These include, for example: ethylene diamine tetra-acetic acid (edetate) and its alkali salts (for example dialkali salts such as disodium salt, calcium salt, calcium-sodium salt), lower alkyl p-hydroxybenzoates, chlorhexidine (for example in the form of the acetate or gluconate) and phenyl mercury borate. Other suitable preservatives are: pharmaceutically useful quaternary ammonium compounds, for example cetylpyridinium chloride, tetradecyltrimethyl ammonium bromide, generally known as "cetrimide", benzyltrimethyl-[2-[2-[p-(1,1,3,3-tetramethyl-butyl)phenoxy]ethoxy]-ammonium chloride, generally known as "benzethonium chloride" and myristyl picolinium chloride. Each of these compounds may be used in a

concentration of 0.002 to 0.05%, for example 0.02% (weight/volume in liquid formulations, otherwise weight/weight). Preferred preservatives among the quaternary ammonium compounds are, however, alkylbenzyl dimethyl ammonium chloride and mixtures thereof, for example the compounds generally known as "benzalkonium chloride".

The total amount of preservatives in the formulations (solutions, ointments, etc.) is preferably from 0.001 to 0.10g, preferably 0.01g per 100ml of solution/suspension or 100g of formulation.

In the case of preservatives, the following amounts of individual substances can, for example, be used: thimero sal 0.002-0.02%; benzalkonium chloride 0.002 to 0.02% (in combination with thimero sal the amount of thimero sal is, for example =0.002 to 0.005%); chlorhexidine acetate or gluconate 0.01 to 0.02%; phenyl mercuric/nitrate, borate, acetate 0.002-0.004%; p-hydroxybenzoic acid ester (for example, a mixture of the methyl ester and propyl ester in the ratio 7:3): preferably 0.05-0.15, more preferably 0.1%.

The preservative used is preferably a combination of edetic acid (for example, as the disodium salt) and benzalkonium chloride. In this combination, the edetic acid is preferably used in a concentration of 0.05 to 0.1%, benzalkonium chloride preferably being used in a concentration of 0.005 to 0.05%, more preferably 0.01%.

In the case of solutions/suspensions reference is always made to percent by weight/volume, in the case of solid or semi-solid formulations to percent by weight/weight of the formulation.

Further auxiliary substances which may, for example, be used for the formulations of the invention are: polyvinyl pyrrolidone, sorbitan fatty acid esters such as sorbitan trioleate, polyethoxylated sorbitan fatty acid esters (for example polyethoxylated sorbitan trioleate), sorbimacrogol oleate, synthetic amphotensides (tritons), ethylene oxide ethers of octylphenolformaldehyde condensation products, phosphatides such as lecithin, polyethoxylated fats, polyethoxylated oleotriglycerides and polyethoxylated fatty alcohols. In this context, polyethoxylated means that the relevant substances contain polyoxyethylene chains, the degree of polymerisation of which is generally between 2 to 40, in particular between 10 to 20. These substances are preferably used to improve the solubility of the azelastine component.

It is optionally possible to use additional isotonization agents. Isotonization agents which may, for example, be used are: saccharose, glucose, glycerine, sorbitol, 1,2-propylene

glycol and NaCl.

The isotonization agents adjust the osmotic pressure of the formulations to the same osmotic pressure as nasal secretion. For this purpose these substances are in each case to be used in such amount that, for example, in the case of a solution, a reduction in the freezing point of 0.50 to 0.56 degree C is attained in comparison to pure water.

In Example 1, it is possible to use instead of NaCl per 100 ml of solution, for example: Glucose 1H₂O 3.81g; saccharose 6.35g; glycerine 2.2g; 1,2-propylene glycol 1.617g; sorbitol 3.84g (in the case of mixtures of these substances correspondingly less may optionally be used).

Moreover, it is possible to add thickening agents to solutions according to the present invention to prevent the solution from flowing out of the nose too quickly and to give the solution a viscosity of about 1.5 to 3, preferably 2 mPa.

Such thickening agents may, for example, be: cellulose derivatives (for example cellulose ether) in which the cellulose-hydroxy groups are partially etherified with lower unsaturated aliphatic alcohols and/or lower unsaturated aliphatic oxyalcohols (for example methyl cellulose, carboxymethyl cellulose, hydroxypropylmethylcellulose), gelatin, polyvinylpyrrolidone, tragacanth, ethoxose (water soluble binding and thickening agents on the basis of ethyl cellulose), alginic acid, polyvinyl alcohol, polyacrylic acid, pectin and equivalent agents. Should these substances contain acid groups, the corresponding physiologically acceptable salts may also be used.

In the event of the use of hydroxypropyl cellulose, 0.1% by weight of the formulation, for example, is used for this purpose.

In the event of the use of Avicel RC 591 or CL11, 0.65-3.0% by weight of the formulation, for example, is used for the purpose.

It is also possible to add to the formulations buffer substances such as citric acid/sodium hydrogensulphate borate buffer, phosphates (sodium hydrogenorthophosphate, disodium hydrogenphosphate), trometamol or equivalent conventional buffers in order, for example, to adjust the formulations to a pH value of 3 to 7, preferably 4.5 to 6.5.

The amount of citric acid is, for example, 0.01 to 0.14g, preferably 0.04 to 0.05g, the amount of disodium hydrogenphosphate 0.1 to 0.5g, preferably 0.2 to 0.3g per 100 ml of solution. The weights given relate in each case to the anhydrous substances.

In the case of solutions and suspensions, the maximum total concentration of active agent and buffer is preferably less than 5%, in particular less than 2% (weight/volume).

For the nasal application, a solution or suspension can preferably be used which is applied as an aerosol, i.e. in the form of a fine dispersion in air or in another conventional carrier gas, for example by means of a conventional pump vaporizer.

Application as a dosage aerosol is, however, also possible. Dosage aerosols are defined as being pressure packings which contain the azelastine or its salts in combination with steroid, in the form of a solution or suspension in a so-called propellant. The propellant may be a pressurized liquid chlorinated, fluorinated hydrocarbon or mixtures of various chlorinated, fluorinated hydrocarbons as well as propane, butane, isobutene or mixtures of these among themselves or with chlorinated, fluorinated hydrocarbons which are gaseous at atmospheric pressure and room temperature. Hydrofluorocarbons (HFCs), such as HFC 134a, and HFC 227a can also be used, and are preferred for environmental reasons. The pressure packing has a dosage or metering valve which, on actuation, releases a defined amount of the solution or suspension of the medicament. The subsequent very sudden vaporization of the propellant tears the solution or suspension of azelastine into the finest droplets or minute particles which can be sprayed in the nose or which are available for inspiration into the nose. Certain plastic applicators may be used to actuate the valve and to convey the sprayed suspension into the nose.

In the case of application as an aerosol, it is also possible to use a conventional adapter.

Particularly preferred embodiments of the present invention are hereinafter described and it will of course be appreciated that any of the previous description of suitable ingredients and formulation characteristics can also be applicable to the following products and formulations as provided by the present invention.

It will be appreciated, therefore, that the present invention further provides a pharmaceutical product comprising (i) azelastine, or a pharmaceutically acceptable salt, solvate or physiologically functional derivative thereof, provided in an aerosol formulation preferably together with a propellant typically suitable for MDI delivery, and (ii) at least one steroid, or a pharmaceutically acceptable salt, solvate or physiologically functional derivative thereof, provided in an aerosol formulation preferably together with a propellant typically suitable for MDI delivery, as a combined preparation for simultaneous, separate or sequential

use in the treatment of conditions for which administration of one or more anti-histamine and / or one or more steroid is indicated.

The present invention also provides an aerosol formulation preferably suitable for MDI delivery comprising (i) azelastine, or a pharmaceutically acceptable salt, solvate or physiologically functional derivative thereof, and (ii) at least one steroid, or a pharmaceutically acceptable salt, solvate or physiologically functional derivative thereof, together with a propellant.

It will also be appreciated from the above, that the respective therapeutic agents of the combined preparation can be administered simultaneously, either in the same or different pharmaceutical formulations, or separately or sequentially. If there is separate or sequential administration, it will also be appreciated that the subsequently administered therapeutic agents should be administered to a patient within a time scale so as to achieve, or more particularly optimise, the above referred to advantageous synergistic therapeutic effect of a combined preparation as present in a pharmaceutical product according to the present invention.

Suitable propellants for use in pharmaceutical products of formulations as provided by the present invention include 1,1,1,2-tetrafluoroethane (HFA 134a) or 1,1,1,2,3,3,3,-heptafluoropropane (HFA 227), or a combination of both, or mono-fluoro trichloromethane and dichloro difluoromethane, in particular 1,1,1,2-tetrafluoroethane (HFA 134a) or 1,1,1,2,3,3,3-heptafluoropropane (HFA 227), with HFA 134a being preferred.

A pharmaceutical aerosol formulation according to the present invention preferably further comprises a polar cosolvent such as C₂₋₆ aliphatic alcohols and polyols, for example ethanol, isopropanol and propylene glycol, with ethanol often being preferred. Preferably, the concentration of the cosolvent is in the range of about 2 to 10% by weight, typically up to about 5%, of the total formulation.

A pharmaceutical aerosol formulation according to the present invention may further comprise one or more surfactants. Such surfactants can be included to stabilise the formulations and for lubrication of a valve system. Some of the most commonly used surfactants in aerosol formulations are oils derived from natural sources, such as corn oil, olive oil, cottonseed oil and sunflower seed oil, and also phospholipids. Suitable surfactants can include lecithin, oleic acid or sorbitan oleate.

A further preferred embodiment of the present invention can be where a formulation

or product is provided in the form of insufflatable powder, where preferably the maximum particle size of the substance suitably does not exceed 10 μ m. Azelastine or its salts and the steroid may be mixed with inert carrier substances or drawn up onto inert carrier substances. Carrier substances which may, for example, be used are: sugars such as glucose, saccharose, lactose and fructose. Also starches or starch derivatives, oligosaccharides such as dextrans, cyclodextrins and their derivatives, polyvinylpyrrolidone, alginic acid, tylose, silicic acid, cellulose, cellulose derivatives (for example cellulose ether), sugar alcohols such as mannitol or sorbitol, calcium carbonate, calcium phosphate, etc.

In one embodiment, the therapeutic agents employed have a particle size of less than about 10 μ m, preferably less than 5 μ m.

The use of insufflation powders can represent a preferred embodiment of the present invention and there is provided by the present invention a pharmaceutical product comprising (i) azelastine, or a pharmaceutically acceptable salt, solvate or physiologically functional derivative thereof, provided as an insufflation powder, and (ii) at least one steroid, or a pharmaceutically acceptable salt, solvate or physiologically functional derivative thereof, provided as an insufflation powder, as a combined preparation for simultaneous, separate or sequential use in the treatment of conditions for which administration of one or more anti-histamine and / or one or more steroid is indicated.

It will be appreciated from the above, that the respective therapeutic agents of the combined preparation can be administered simultaneously, either in the same or different insufflation powder formulations, or separately or sequentially. If there is separate or sequential administration as discussed above, it will also be appreciated that the subsequently administered therapeutic agents should be administered to a patient within a time scale so as to achieve, or more particularly optimise, the above referred to advantageous synergistic therapeutic effect of a combined preparation as present in a pharmaceutical product according to the present invention.

The present invention also provides an insufflation powder formulation comprising (i) azelastine, or a pharmaceutically acceptable salt, solvate or physiologically functional derivative thereof, and (ii) at least one steroid, or a pharmaceutically acceptable salt, solvate or physiologically functional derivative thereof, together with a pharmaceutically acceptable carrier or excipient therefor.

Dry insufflation powder formulations as provided by the present invention can be

beneficial where it is required that therapeutic agents as employed according to the present invention are retained in the nasal cavity, and systemic side effects can be minimised or eliminated. Furthermore, insufflation powder formulations as employed in the present invention can be beneficial whereby retention of azelastine, or a pharmaceutically acceptable salt, solvate or physiologically functional derivative thereof, at the nasal mucosa is improved, and the bitter aftertaste associated with liquid antihistamine formulations significantly reduced, whilst also exhibiting the synergistic therapeutic effect associated with the azelastine / steroid combinations provided by the present invention. By providing a dry insufflation powder formulation of azelastine, together with a steroid, having an average particle size of less than about 10 μm , the therapeutic agents can be restricted primarily to the desired target organ, the nasal mucosa.

A dry powder insufflation formulation according to the present invention can be administered by the use of an insufflator, which can produce a finely divided cloud of the dry powder. The insufflator preferably is provided with means to ensure administration of a substantially pre-determined amount of a formulation or product as provided by the present invention. The powder may be used directly with an insufflator which is provided with a bottle or container for the powder, or the powder may be filled into a capsule or cartridge, such as a gelatin capsule, or other single dose device adapted for administration. The insufflator preferably has means to open the capsule or other dose device.

Preferred combinations of therapeutic agents employed in pharmaceutical products and formulations according to the present invention (in particular nasal sprays or drops, aerosol or insufflation products and formulations as described above) comprise any one of the following combinations.

The present invention further provides, therefore, a pharmaceutical product comprising (i) azelastine, or a pharmaceutically acceptable salt thereof, and (ii) at least one steroid selected from the group consisting of beclomethasone, fluticasone, mometasone and pharmaceutically acceptable esters thereof, as a combined preparation for simultaneous, separate or sequential use in the treatment of conditions for which administration of one or more anti-histamine and / or one or more steroid is indicated. Suitably the esters can be selected from beclomethasone dipropionate, fluticasone propionate, fluticasone valerate, mometasone furoate and mometasone furoate monohydrate.

The present invention also provides a pharmaceutical formulation comprising (i) azelastine, or a pharmaceutically acceptable salt thereof, and (ii) at least one steroid selected from the group consisting of beclomethasone, fluticasone, mometasone and pharmaceutically acceptable esters thereof, together with a pharmaceutically acceptable carrier or excipient therefor. Suitably the esters can be selected from beclomethasone dipropionate, fluticasone propionate, fluticasone valerate, mometasone furoate and mometasone furoate monohydrate.

In the case of a nasal spray, a particularly preferred formulation as provided by the present invention is a nasal spray comprising azelastine, or a pharmaceutically acceptable salt thereof (preferably azelastine hydrochloride), together with mometasone either as the free base or in ester form, preferably as mometasone furoate.

Specific combinations of therapeutic agents employed in pharmaceutical products and formulations according to the present invention comprise any one of the following combinations:

- azelastine hydrochloride and beclomethasone dipropionate;
- azelastine hydrochloride and fluticasone propionate;
- azelastine hydrochloride and fluticasone valerate;
- azelastine hydrochloride and mometasone furoate; and
- azelastine hydrochloride and mometasone furoate monohydrate.

There is also provided by the present invention a method for the prophylaxis or treatment in a mammal, such as a human, of conditions for which administration of one or more anti-histamine and / or one or more steroid is indicated, which method comprises administration of a therapeutically effective amount of a pharmaceutical product substantially as hereinbefore described, as a combined preparation for simultaneous, separate or sequential use in the treatment of such conditions.

The present invention also provides a method for the prophylaxis or treatment in a mammal, such as a human, of conditions for which administration of one or more anti-histamine and / or one or more steroid is indicated, which method comprises administration of a therapeutically effective amount of a pharmaceutical formulation substantially as hereinbefore described.

There is also provided by the present invention for use in the manufacture of a medicament for the prophylaxis or treatment in a mammal, such as a human, of conditions for which administration of one or more anti-histamine and / or one or more steroid is indicated,

a pharmaceutical product, as a combined preparation for simultaneous, separate or sequential use in the treatment of such conditions.

There is further provided by the present invention, therefore, a process of preparing a pharmaceutical product substantially as hereinbefore described, which process comprises providing as a combined preparation for simultaneous, separate or sequential use in the treatment of conditions for which administration of one or more anti-histamine and / or one or more steroid is indicated: (i) azelastine, or a pharmaceutically acceptable salt, solvate or physiologically functional derivative thereof, and (ii) at least one steroid, or a pharmaceutically acceptable salt, solvate or physiologically functional derivative thereof.

The present invention also provides a process of preparing a pharmaceutical formulation substantially as hereinbefore described, which process comprises admixing a pharmaceutically acceptable carrier or excipient with: (i) azelastine, or a pharmaceutically acceptable salt, solvate or physiologically functional derivative thereof, and (ii) at least one steroid, or a pharmaceutically acceptable salt, solvate or physiologically functional derivative thereof. Preferably pharmaceutical formulations according to the present invention can comprise insufflation powder formulations, nasal sprays, nasal inhalation solutions or aerosols substantially as hereinbefore described.

The present invention is now illustrated by the following Examples, which do not limit the scope of the invention in any way. In Examples where only the ingredients of formulations according to the present invention are listed, these formulations are prepared by techniques well known in the art.

Example 1

Nasal spray or nasal drops with 0.1% azelastine hydrochloride as active ingredient and steroid 0.1%

Sr. No	Ingredients	Quantity %w/v
1.	Azelastine hydrochloride	0.1%
2.	Steroid	0.1%
3.	Disodium edetate	0.005%

4.	Sodium chloride	0.9%
5.	Benzalkonium chloride	0.001%
6.	Avicel RC 591	1.2%
7.	Citric acid monohydrate	0.2%
8.	Disodium hydrogen phosphate dodecahydrate	0.1%
9.	Purified water	

Example 2

Dosage aerosol giving off 0.5 mg of azelastine hydrochloride and 50 micrograms of beclomethasone dipropionate freon solvate per stroke.

About 8.0 kg of a mixture of 70 parts by weight of difluorodichloromethane and 30 parts by weight of 1,2-dichlorotetrafluoroethane are cooled to about -55 degree C in an appropriate cooling vessel. A mixture of 0.086 kg of pre-cooled sorbitantriolate and 0.8600 kg of pre-cooled trichlorofluoromethane are dissolved with stirring into the mixture at -55 degrees C, 0.0688 kg of micronized azelastine hydrochloride, 0.00688 kg of beclomethasone dipropionate freon solvate and 0.0688 kg of micronized lactose are then incorporated in portions into the solution thereby obtained with intensive stirring. The total weight of the suspension thereby obtained is made up to 9.547 kg through addition of more of the mixture of 70 parts by weight of difluorodichloromethane and 30 parts by weight of 1,2-dichlorotetrafluoroethane cooled to about -55 degree C.

Following closure of the cooling vessel the suspension is again cooled to about -55 degrees C under intensive stirring. It is then ready to be filled.

Example 3

Nasal spray or nasal drops with Azelastine and steroid*

Sr. No.	Ingredients	Quantity (% w/w)
	Azelastine Hydrochloride	0.10

	Fluticasone propionate	0.0357
	Glycerin	2.60
	Avicel RC 591	1.35
	Polysorbate 80	0.025
	Benzalkonium chloride	0.01
	Phenyl ethyl alcohol	0.25
	Purified water	q. s.

*Each spray delivers Azelastine Hydrochloride (140 mcg) and Fluticasone propionate (50 mcg).

Example 4

Nasal spray or nasal drops with Azelastine and steroid*

Sr. No.	Ingredients	Quantity (% w/w)
	Azelastine Hydrochloride	0.10
	Fluticasone valerate	0.0357
	Glycerin	2.60
	Avicel RC 591	1.20
	Polysorbate 80	0.030
	Benzalkonium chloride	0.01
	Phenyl ethyl alcohol	0.25
	Purified water	q. s.

*Each spray delivers Azelastine Hydrochloride (140 mcg) and Fluticasone valerate (50 mcg).

Example 5

Nasal spray or nasal drops with Azelastine and steroid*

Sr. No.	Ingredients	Quantity (% w/w)
	Azelastine Hydrochloride	0.10
	Fluticasone propionate	0.0714
	Glycerin	2.60
	Avicel RC 581	1.35
	Polysorbate 80	0.025
	Benzalkonium chloride	0.01
	Phenyl ethyl alcohol	0.25
	Purified water	q. s.

*Each spray delivers Azelastine Hydrochloride (140 mcg) and Fluticasone propionate (50 mcg).

Example 6

Nasal spray or nasal drops with Azelastine and steroid

Sr. No.	Ingredients	Quantity (% w/w)
	Azelastine Hydrochloride	0.10
	Mometasone Furoate	0.05173
	Glycerin	2.30
	Disodium edetate	0.005
	Polysorbate 80	0.0125
	Avicel RC 581	1.35
	Benzalkonium chloride	0.01
	Citric acid monohydrate	0.20
	Disodium hydrogen phosphate	0.10

	dodecahydrate	
	Purified water	q. s.

Example 7

Nasal spray or nasal drops with Azelastine and steroid*

Sr. No.	Ingredients	Quantity (% w/w)
	Azelastine Hydrochloride	0.10
	Mometasone Furoate monohydrate	0.05173
	Glycerin	2.60
	Avicel CL 611	2.295
	Polysorbate 80	0.0125
	Benzalkonium chloride	0.01
	Phenyl ethyl alcohol	0.25
	Purified water	q. s.

*Each spray delivers Azelastine Hydrochloride (140 mcg) and Mometasone furoate (50 mcg).

Example 8

Nasal MDI with Azelastine and steroid

Sr. No.	Ingredients	Quantity in mcg
	Azelastine Hydrochloride	140
	Mometasone Furoate monohydrate	50
	HFA 134a	q.s.
	Lecithin	0.1%
	Alcohol	(up to 5%)

Example 9

Nasal MDI with Azelastine and steroid

Sr. No.	Ingredients	Quantity in mcg
	Azelastine Hydrochloride	140
	Fluticasone propionate	50
	HFA 134a	q.s.
	Sorbitan trioleate	0.1%
	Alcohol	(up to 5%)

Example 10

Nasal MDI with Azelastine and steroid

Sr. No.	Ingredients	Quantity in mcg
	Azelastine Hydrochloride	140
	Fluticasone propionate	100
	HFA 134a	q.s.
	Oleic acid	0.1%

Example 11

Nasal MDI with Azelastine and steroid

Sr. No.	Ingredients	Quantity in mcg
	Azelastine Hydrochloride	140
	Fluticasone Valerate	50
	HFA 134a	q.s.
	Alcohol	(up to 5%)

Insufflatable powders containing Azelastine and Steroid:

Example 12

Sr. No.	Ingredients	Quantity (% w/w)
	Azelastine Hydrochloride (Micronized)	140 mcg
	Fluticasone propionate	50 mcg
	Lactose	q.s. (up to 25 mcg)

Example 13

Sr. No.	Ingredients	Quantity (% w/w)
	Azelastine Hydrochloride (Micronized)	140 mcg
	Fluticasone propionate	100 mcg
	Mannitol	q.s. (up to 30 mcg)

Example 14

Sr. No.	Ingredients	Quantity (% w/w)
	Azelastine Hydrochloride (Micronized)	140 mcg
	Fluticasone propionate	250 mcg
	Lactose	q.s. (up to 30 mcg)

CLAIMS:

1 A pharmaceutical formulation which comprises azelastine, or a pharmaceutically acceptable salt, solvate or physiologically functional derivative thereof, and a steroid, or a pharmaceutically acceptable salt, solvate or physiologically functional derivative thereof, preferably the formulation being in a form suitable for nasal or ocular administration.

2 A pharmaceutical formulation according to claim 1, wherein said azelastine is present as azelastine hydrochloride.

3 A formulation according to claim 1 or 2, wherein the steroid is beclomethasone or a pharmaceutically acceptable ester thereof, mometasone or a pharmaceutically acceptable ester thereof, fluticasone or a pharmaceutically acceptable ester thereof, budesonide or cyclofenide, in any chiral form or mixture.

4 A formulation according to claim 3, wherein the steroid is beclomethasone propionate, mometasone furoate, mometasone furoate monohydrate, fluticasone propionate or fluticasone valerate.

5 A formulation according to any of claims 1 to 4, which contains the steroid in an amount from about 50 micrograms/ml to about 5 mg/ml of the formulation.

6 A formulation according to any of claims 1 to 5, wherein the formulation has a particle size of less than about 10 μm , preferably less than 5 μm .

7 A formulation according to any of claims 1 to 6, which is a suspension containing 0.0005 to 2% (weight/weight of the formulation) of azelastine or a pharmaceutically acceptable salt of azelastine, and from 0.5 to 1.5% (weight/weight of the formulation) of said steroid.

8 A formulation according to claim 7, which contains from 0.001 to 1% (weight/weight of the formulation) azelastine, or salt thereof, and from 0.5% to 1.5% (weight/weight of the

formulation) steroid.

- 9 A formulation according to any of claims 1 to 8, which also contains a surfactant.
- 10 A formulation according to claim 9, wherein the surfactant comprises a polysorbate or poloxamer surfactant.
- 11 A formulation according to claim 9 or 10, which contains from about 50 micrograms to about 1 milligram of surfactant per ml of the formulation.
- 12 A formulation according to any of claims 1 to 11, which also contains an isotonic agent.
- 13 A formulation according to claim 12, wherein the isotonic agent comprises sodium chloride, saccharose, glucose, glycerine, sorbitol or 1,2-propylene glycol.
- 14 A formulation according to any of claims 1 to 13, which also contains at least one of a buffer, a preservative and a suspending or thickening agent.
- 15 A formulation according to claim 14, wherein said preservative is selected from edetic acid and its alkali salts, lower alkyl p-hydroxybenzoates, chlorhexidine, phenyl mercury borate, or benzoic acid or a salt, a quaternary ammonium compound, or sorbic acid or a salt thereof.
- 16 A formulation according to claim 14 or 15, wherein the suspending agent or thickening agent is selected from cellulose derivatives, gelatin, polyvinylpyrrolidone, tragacanth, ethoxose (water soluble binding and thickening agents on the basis of ethyl cellulose), alginic acid, polyvinyl alcohol, polyacrylic acid, or pectin.
- 17 A formulation according to any of claims 14, 15 or 16, wherein the buffer comprises a citric acid-citrate buffer.

18 A formulation according to any of claims 14, 15, 16 or 17, wherein the buffer maintains the pH of the aqueous phase at from 3 to 7, preferably 4.5 to about 6.5.

19 A formulation according to any of claims 1 to 18, which is an aqueous suspension or solution.

20 A formulation according to claim 19, which is in the form of an aerosol, an ointment, eye drops, nasal drops, a nasal spray or an inhalation solution.

21 A formulation according to claim 20, which is in the form of nasal drops or nasal spray.

22 A formulation according to claim 20, which is in the form of an aerosol.

23 A pressure packing having a dosage or metering valve, which contains a formulation according to claim 22.

24 A MDI which includes a pressure packing according to claim 23.

25 A formulation according to any of claims 1 to 19, which is in the form of an insufflation powder.

26 A pharmaceutical product comprising (i) azelastine, or a pharmaceutically acceptable salt, solvate or physiologically functional derivative thereof, provided in an aerosol formulation preferably together with a propellant typically suitable for MDI delivery, and (ii) at least one steroid, or a pharmaceutically acceptable salt, solvate or physiologically functional derivative thereof, provided in an aerosol formulation preferably together with a propellant typically suitable for MDI delivery, as a combined preparation for simultaneous, separate or sequential use in the treatment of conditions for which administration of one or more anti-histamine and / or one or more steroid is indicated.

27 An aerosol formulation preferably suitable for MDI delivery comprising (i) azelastine, or a pharmaceutically acceptable salt, solvate or physiologically functional derivative thereof, and (ii) at least one steroid, or a pharmaceutically acceptable salt, solvate or physiologically functional derivative thereof, together with a propellant.

28 A pharmaceutical product comprising (i) azelastine, or a pharmaceutically acceptable salt, solvate or physiologically functional derivative thereof, provided as an insufflation powder, and (ii) at least one steroid, or a pharmaceutically acceptable salt, solvate or physiologically functional derivative thereof, provided as an insufflation powder, as a combined preparation for simultaneous, separate or sequential use in the treatment of conditions for which administration of one or more anti-histamine and / or one or more steroid is indicated.

29 An insufflation powder formulation comprising (i) azelastine, or a pharmaceutically acceptable salt, solvate or physiologically functional derivative thereof, and (ii) at least one steroid, or a pharmaceutically acceptable salt, solvate or physiologically functional derivative thereof, together with a pharmaceutically acceptable carrier or excipient therefor.

30 A pharmaceutical product comprising (i) azelastine, or a pharmaceutically acceptable salt thereof, and (ii) at least one steroid selected from the group consisting of beclomethasone, fluticasone, mometasone and pharmaceutically acceptable esters thereof, as a combined preparation for simultaneous, separate or sequential use in the treatment of conditions for which administration of one or more anti-histamine and / or one or more steroid is indicated.

31 A pharmaceutical formulation comprising (i) azelastine, or a pharmaceutically acceptable salt thereof, and (ii) at least one steroid selected from the group consisting of beclomethasone, fluticasone, mometasone and pharmaceutically acceptable esters thereof, together with a pharmaceutically acceptable carrier or excipient therefor.

32 A nasal spray comprising azelastine, or a pharmaceutically acceptable salt thereof, together with mometasone either as mometasone free base or as mometasone furoate, and a pharmaceutically acceptable carrier or excipient therefor.

33 A pharmaceutical product comprising azelastine hydrochloride and beclomethasone dipropionate, as a combined preparation for simultaneous, separate or sequential use in the treatment of conditions for which administration of one or more anti-histamine and / or one or more steroid is indicated.

34 A pharmaceutical formulation comprising azelastine hydrochloride and beclomethasone dipropionate, together with a pharmaceutically acceptable carrier or excipient therefor.

35 A pharmaceutical product comprising azelastine hydrochloride and fluticasone propionate, as a combined preparation for simultaneous, separate or sequential use in the treatment of conditions for which administration of one or more anti-histamine and / or one or more steroid is indicated.

36 A pharmaceutical formulation comprising azelastine hydrochloride and fluticasone propionate, together with a pharmaceutically acceptable carrier or excipient therefor.

37 A pharmaceutical product comprising azelastine hydrochloride and fluticasone valerate, as a combined preparation for simultaneous, separate or sequential use in the treatment of conditions for which administration of one or more anti-histamine and / or one or more steroid is indicated.

38 A pharmaceutical formulation comprising azelastine hydrochloride and fluticasone valerate, together with a pharmaceutically acceptable carrier or excipient therefor.

39 A pharmaceutical product comprising azelastine hydrochloride and mometasone furoate, as a combined preparation for simultaneous, separate or sequential use in the

treatment of conditions for which administration of one or more anti-histamine and / or one or more steroid is indicated.

40 A pharmaceutical formulation comprising azelastine hydrochloride and mometasone furoate, together with a pharmaceutically acceptable carrier or excipient therefor.

41 A pharmaceutical product comprising azelastine hydrochloride and mometasone furoate monohydrate, as a combined preparation for simultaneous, separate or sequential use in the treatment of conditions for which administration of one or more anti-histamine and / or one or more steroid is indicated.

42 A pharmaceutical formulation comprising azelastine hydrochloride and mometasone furoate monohydrate, together with a pharmaceutically acceptable carrier or excipient therefor.

43 A pharmaceutical formulation substantially as herein described in any of the Examples.

44 A process of preparing a pharmaceutical product according to any of claims 26, 28, 30, 33, 35, 37, 39 or 41, which process comprises providing (i) azelastine, or a pharmaceutically acceptable salt, solvate or physiologically functional derivative thereof, and (ii) at least one steroid, or a pharmaceutically acceptable salt, solvate or physiologically functional derivative thereof, as a combined preparation for simultaneous, separate or sequential use in the treatment of conditions for which administration of one or more anti-histamine and / or one or more steroid is indicated.

45 A process of preparing a pharmaceutical formulation according to any of claims 1 to 22, 27, 29, 31, 32, 34, 36, 38, 40, 42 or 43, which process comprises admixing a pharmaceutically acceptable carrier or excipient with azelastine, or a pharmaceutically acceptable salt, solvate or physiologically functional derivative thereof, and at least one steroid, or a pharmaceutically acceptable salt, solvate or physiologically functional derivative thereof.

46 A method for the prophylaxis or treatment in a mammal, such as a human, of conditions for which administration of one or more anti-histamine and / or one or more steroid is indicated, which method comprises administration of a therapeutically effective amount of a pharmaceutical product according to any of claims 26, 28, 30, 33, 35, 37, 39 or 41, as a combined preparation for simultaneous, separate or sequential use in the treatment of such conditions.

47 A method for the prophylaxis or treatment in a mammal, such as a human, of conditions for which administration of one or more anti-histamine and / or one or more steroid is indicated, which method comprises administration of a therapeutically effective amount of a pharmaceutical formulation according to any of claims 1 to 22, 27, 29, 31, 32, 34, 36, 38, 40, 42 or 43.

48 For use in the manufacture of a medicament for the prophylaxis or treatment in a mammal, such as a human, of conditions for which administration of one or more anti-histamine and / or one or more steroid is indicated, a pharmaceutical product according to any of claims 26, 28, 30, 33, 35, 37, 39 or 41, as a combined preparation for simultaneous, separate or sequential use in the treatment of such conditions.

49 A method of treating irritation or disorders of the nose or eye which comprises applying either directly to nasal tissues or to the conjunctival sac of the eyes, as appropriate, a pharmaceutical product according to any of claims 26, 28, 30, 33, 35, 37, 39 or 41, or a pharmaceutical formulation according to any of claims 1 to 22, 27, 29, 31, 32, 34, 36, 38, 40, 42 or 43.

50 A method of treating airway disorders, comprising administering by nebulization to surfaces of the airway a treatment-effective amount of a product or formulation as defined in the preceding claims.

**MULTIPLE DEPENDENT CLAIM
FEE CALCULATION SHEET
(FOR USE WITH FORM PTO-875)**

SERIAL NO.
10/518016

FILING DATE

APPLICANT(S)

CLAIMS

	AS FILED		AFTER 1st AMENDMENT		AFTER 2nd AMENDMENT			AS FILED		AFTER 1st AMENDMENT		AFTER 2nd AMENDMENT	
	IND.	DEP.	IND.	DEP.	IND.	DEP.		IND.	DEP.	IND.	DEP.	IND.	DEP.
1			/							/			
2			/							/			
3			/							/			
4			/							/			
5			/							/			
6			/							/			
7			/							/			
8			/							/			
9			/							/			
10			/							/			
11			/							/			
12			/							/			
13			/							/			
14			/							/			
15			/							/			
16			/							/			
17			/							/			
18			/							/			
19			/							/			
20			/							/			
21			/							/			
22			/							/			
23			/							/			
24			/							/			
25			/							/			
26			/							/			
27			/							/			
28			/							/			
29			/							/			
30			/							/			
31			/							/			
32			/							/			
33			/							/			
34			/							/			
35			/							/			
36			/							/			
37			/							/			
38			/							/			
39			/							/			
40			/							/			
41			/							/			
42			/							/			
43			/							/			
44			/							/			
45			/							/			
46			/							/			
47			/							/			
48			/							/			
49			/							/			
50			/							/			
TOTAL IND.		↓	3	↓		↓			↓	0	↓		↓
TOTAL DEP.		←	46	←		←			←	2	←		←
TOTAL CLAIMS			49							2			
51			/							/			
52			/							/			
53			/							/			
54			/							/			
55			/							/			
56			/							/			
57			/							/			
58			/							/			
59			/							/			
60			/							/			
61			/							/			
62			/							/			
63			/							/			
64			/							/			
65			/							/			
66			/							/			
67			/							/			
68			/							/			
69			/							/			
70			/							/			
71			/							/			
72			/							/			
73			/							/			
74			/							/			
75			/							/			
76			/							/			
77			/							/			
78			/							/			
79			/							/			
80			/							/			
81			/							/			
82			/							/			
83			/							/			
84			/							/			
85			/							/			
86			/							/			
87			/							/			
88			/							/			
89			/							/			
90			/							/			
91			/							/			
92			/							/			
93			/							/			
94			/							/			
95			/							/			
96			/							/			
97			/							/			
98			/							/			
99			/							/			
100			/							/			

PATENT APPLICATION FEE DETERMINATION RECORD

Effective December 8, 2004

Application or Docket Number

10/518016

CLAIMS AS FILED - PART I

	(Column 1)	(Column 2)
U.S. NATIONAL STAGE FEES		
BASIC FEE	SMALL ENT. = \$ 150	LARGE ENT. = \$ 300
EXAMINATION FEE	Satisfies PCT Article 33(1)-(4) = \$ 50 / \$ 100	All other situations = \$ 100 / \$ 200
SEARCH FEE	U.S. is ISA = \$ 50 / \$ 100 ALL other countries = \$ 200 / \$ 400	All other situations = \$ 250 / \$ 500
FEE FOR EXTRA SPEC. PGS.	minus 100 =	/ 50 =
TOTAL CHARGEABLE CLAIMS	5/ minus 20 =	3/
INDEPENDENT CLAIMS	3 minus 3 =	
MULTIPLE DEPENDENT CLAIM PRESENT <input type="checkbox"/>		

* If the difference in column 1 is less than zero, enter "0" in column 2

SMALL ENTITY TYPE

OR

OTHER THAN SMALL ENTITY

RATE	FEE
BASIC FEE	
EXAM. FEE	
SEARCH FEE	
X \$ 125 =	
X \$ 25 =	
X \$ 100 =	
+\$ 180 =	
TOTAL	

OR

OR

OR

OR

OR

RATE	FEE
BASIC FEE	300
EXAM. FEE	200
SEARCH FEE	400
X \$ 250 =	
X \$ 50 =	1550
X \$ 200 =	
+\$ 360 =	
TOTAL	3450

CLAIMS AS AMENDED - PART II

	(Column 1)	(Column 2)	(Column 3)
AMENDMENT A	CLAIMS REMAINING AFTER AMENDMENT	HIGHEST NUMBER PREVIOUSLY PAID FOR	PRESENT EXTRA
	Total *	Minus **	=
	Independent *	Minus ***	=
FIRST PRESENTATION OF MULTIPLE DEPENDENT CLAIM <input type="checkbox"/>			

SMALL ENTITY

OR

OTHER THAN SMALL ENTITY

RATE	ADDITIONAL FEE
X \$ 25 =	
X \$ 100 =	
+\$ 180 =	
TOTAL ADDIT. FEE	

OR

OR

OR

OR

RATE	ADDITIONAL FEE
X \$ 50 =	
X \$ 200 =	
+\$ 360 =	
TOTAL ADDIT. FEE	

(Column 1)

(Column 2)

(Column 3)

	(Column 1)	(Column 2)	(Column 3)
AMENDMENT B	CLAIMS REMAINING AFTER AMENDMENT	HIGHEST NUMBER PREVIOUSLY PAID FOR	PRESENT EXTRA
	Total *	Minus **	=
	Independent *	Minus ***	=
FIRST PRESENTATION OF MULTIPLE DEPENDENT CLAIM <input type="checkbox"/>			

RATE	ADDITIONAL FEE
X \$ 25 =	
X \$ 100 =	
+\$ 180 =	
TOTAL ADDIT. FEE	

OR

OR

OR

OR

RATE	ADDITIONAL FEE
X \$ 50 =	
X \$ 200 =	
+\$ 360 =	
TOTAL ADDIT. FEE	

* If the entry in column 1 is less than the entry in column 2, write "0" in column 3.

** If the "Highest Number Previously Paid For" IN THIS SPACE is less than "20", enter "20".

*** If the "Highest Number Previously Paid For" IN THIS SPACE is less than "3", enter "3".

The "Highest Number Previously Paid For" (Total or Independent) is the highest number found in the appropriate box in column 1.

PATENT APPLICATION SERIAL NO. _____

U.S. DEPARTMENT OF COMMERCE
PATENT AND TRADEMARK OFFICE
FEE RECORD SHEET

12/22/2004 GFREY1 00000063 10518016

01 FC:1631	300.00 OP
02 FC:1632	500.00 OP
03 FC:1633	200.00 OP
04 FC:1615	1550.00 OP

Adjustment date: 08/12/2005 ATRAN1
12/22/2004 GFREY1 00000063 10518016
02 FC:1632 -500.00 OP


08/12/2005 ATRAN1 00000001 10518016

01 FC:1642 400.00 OP

Repln. Ref: 08/12/2005 ATRAN1 0014431400
DAH:194375 Name/Number:10518016
FC: 9204 \$100.00 CR

PTO-1556
(5/87)

Under the Paperwork Reduction Act of 1995, no persons are required to respond to a collection of information unless it displays a valid OMB control number.

U.S. APPLICATION NO (if known, see 37 CFR 1.5) 10/518,016		INTERNATIONAL APPLICATION NO. PCT/GB02/02557		ATTORNEY'S DOCKET NUMBER TPP 31753	
The following fees are submitted:				CALCULATIONS	PTO USE
24. <input type="checkbox"/> Basic national fee		\$300		\$	\$0.00
25. <input type="checkbox"/> Examination fee If International preliminary examination report prepared by USPTO and all claims satisfy provisions of PCT Article 33(1)-(4)		\$100		\$	\$0.00
All other situations		\$200			
26. <input type="checkbox"/> Search fee					
Search fee (37 CFR 1.445(a)(2)) has been paid on the international application to the USPTO as an International Searching Authority		\$100			
International Search Report prepared and provided to the Office		\$400			
All other situations		\$500		\$	\$0.00
TOTAL OF 24, 25 and 26 =				\$	\$0.00
<input type="checkbox"/> Additional fee for specification and drawings filed in paper over 100 sheets (excluding sequence listing or computer program listing filed in an electronic medium). The fee is \$250 for each additional 50 sheets of paper or fraction thereof.					
Total Sheets	Extra Sheets	Number of each additional 50 or fraction thereof (round up to a whole)	RATE		
- 100 =	0	/50 = 0	x \$250.00	\$	\$0.00
Surcharge of \$130.00 for furnishing the oath or declaration later than months from the earliest claimed priority date (37 CFR 1.492(e)).				\$	\$130.00
CLAIMS	NUMBER FILED	NUMBER EXTRA	RATE		
Total claims	- 20 =	0	x \$50.00	\$	\$0.00
Independent claims	- 3 =	0	x \$200.00	\$	\$0.00
MULTIPLE DEPENDENT CLAIMS (if applicable) <input type="checkbox"/> + \$360.00				\$	\$0.00
TOTAL OF ABOVE CALCULATIONS =				\$	\$130.00
<input type="checkbox"/> Applicant claims small entity status. See 37 CFR 1.27. The fees indicated above are reduced by 1/2.					
SUBTOTAL =				\$	\$130.00
Processing fee of \$130.00 for furnishing the English translation later than 30 months from the earliest claimed priority date (37 CFR 1.492(f)).				\$	\$0.00
TOTAL NATIONAL FEE =				\$	\$130.00
Fee for recording the enclosed assignment (37 CFR 1.21(h)). The assignment must be accompanied by an appropriate cover sheet (37 CFR 3.28, 3.31). \$40 per property +				\$	\$40.00
TOTAL FEES ENCLOSED =				\$	\$170.00
07/11/2005 ATRAM1 00000081 10518016				Amount to be	\$
01 FC:1617 130.00 OP				Amount to be	\$
a. <input checked="" type="checkbox"/> A check in the amount of \$ <u>\$170.00</u> to cover the above fees is enclosed.					
b. <input type="checkbox"/> Please charge my Deposit Account No. _____ in the amount of _____ to cover the above fees. A duplicate copy of this sheet is enclosed.					
c. <input checked="" type="checkbox"/> The Director is hereby authorized to charge any additional fees which may be required, or credit any overpayment to Deposit Account No. <u>19-4375</u> . A duplicate copy of this sheet is enclosed.					
d. <input type="checkbox"/> Fees are to be charged to a credit card. WARNING: Information on this form may become public. Credit card information should not be included on this form. Provide credit card information and authorization on PTO-2038.					
NOTE: Where an appropriate time limit under 37 CFR 1.495 has not been met, a petition to revive (37 CFR 1.137(a) or (b)) must be filed and granted to restore the International Application to pending status.					
SEND ALL CORRESPONDENCE TO:					
Thomas P. Pavelko, Esquire STEVENS, DAVIS, MILLER & MOSHER, L.L.P. 1615 L Street, N.W., Suite 850 Washington, D.C. 20036 Telephone: (202) 785-0100 Facsimile: (202) 408-5200 or (202) 408-5088				SIGNATURE  Thomas P. Pavelko	
				NAME 31,689	
				REGISTRATION NUMBER	

IN THE UNITED STATES PATENT AND TRADEMARK OFFICE

In re the Application

Amar LULLA et al.

Serial No.: To be assigned (National Stage of PCT/GB03/02557 filed June 13, 2003)

Filed: December 14, 2004

For: COMBINATION OF AZELASTINE AND STEROIDS

PRELIMINARY AMENDMENT

Mail Stop Patent Application
Commissioner for Patents
P.O. Box 1450
Alexandria, VA 22313-1450

Sir:

Prior to the calculation of the filing fee, please amend the above-identified application as

follows:

IN THE SPECIFICATION

Please add the following paragraph on a new line after the title:

This application is a §371 National Stage Application of International Application No. PCT/GB03/02557, filed on 13 June 2003, claiming the priority of Great Britain Patent Application No. 0213739.6 filed on 14 June 2002, the entire disclosures of which are herein incorporated by reference in their entirety.

IN THE ABSTRACT

After the last page of claims, insert on a new page the Abstract shown on the attached sheet (ATTACHMENT I).

IN THE CLAIMS

Please cancel claim 43.

1. (Currently Amended) A pharmaceutical formulation which comprises azelastine, or a pharmaceutically acceptable salt, solvate or physiologically functional derivative thereof, and a steroid, or a pharmaceutically acceptable salt, solvate or physiologically functional derivative thereof, ~~preferably the formulation being in a form suitable for nasal or ocular administration.~~

2. (Original) A pharmaceutical formulation according to claim 1, wherein said azelastine is present as azelastine hydrochloride.

3. (Currently Amended) A formulation according to claim 1 ~~or 2~~, wherein the steroid is beclomethasone or a pharmaceutically acceptable ester thereof, mometasone or a pharmaceutically acceptable ester thereof, fluticasone or a pharmaceutically acceptable ester thereof, budesonide or cyclofenide, in any chiral form or mixture.

4. (Original) A formulation according to claim 3, wherein the steroid is beclomethasone propionate, mometasone furoate, mometasone furoate monohydrate, fluticasone propionate or fluticasone valerate.

5. (Currently Amended) A formulation according to claim 1 ~~any of claims 1 to 4~~, which contains the steroid in an amount from about 50 micrograms/ml to about 5 mg/ml of the formulation.

6. (Currently Amended) A formulation according to claim 1 ~~any of claims 1 to 5~~, wherein the formulation has a particle size of less than about 10 μm , ~~preferably less than 5 μm .~~

7. (Currently Amended) A formulation according to claim 1 ~~any of claims 1 to 6~~, which is a suspension containing 0.0005 to 2% (weight/weight of the formulation) of azelastine or a pharmaceutically acceptable salt of azelastine, and from 0.5 to 1.5% (weight/weight of the formulation) of said steroid.

8. (Original) A formulation according to claim 7, which contains from 0.001 to 1% (weight/weight of the formulation) azelastine, or salt thereof, and from 0.5% to 1.5% (weight/weight of the formulation) steroid.

9. (Currently Amended) A formulation according to claim 1 ~~any of claims 1 to 8~~, which also contains a surfactant.

10. (Original) A formulation according to claim 9, wherein the surfactant comprises a polysorbate or poloxamer surfactant.

11. (Currently Amended) A formulation according to claim 9 ~~or 10~~, which contains from about 50 micrograms to about 1 milligram of surfactant per ml of the formulation.

12. (Currently Amended) A formulation according to claim 1 ~~any of claims 1 to 11~~, which also contains an isotonic agent.

13. (Original) A formulation according to claim 12, wherein the isotonic agent comprises sodium chloride, saccharose, glucose, glycerine, sorbitol or 1,2-propylene glycol.

14. (Currently Amended) A formulation according to claim 1 ~~any of claims 1 to 13~~, which also contains at least one additive selected from the group consisting of a buffer, a preservative, ~~and~~ a suspending agent and a ~~or~~ thickening agent.

15. (Original) A formulation according to claim 14, wherein said preservative is selected from edetic acid and its alkali salts, lower alkyl p-hydroxybenzoates, chlorhexidine,

phenyl mercury borate, or benzoic acid or a salt, a quaternary ammonium compound, or sorbic acid or a salt thereof.

16. (Currently Amended) A formulation according to claim 14 ~~or 15~~, wherein the suspending agent or thickening agent is selected from cellulose derivatives, gelatin, polyvinylpyrrolidone, tragacanth, ethoxose (water soluble binding and thickening agents on the basis of ethyl cellulose), alginic acid, polyvinyl alcohol, polyacrylic acid, or pectin.

17. (Currently Amended) A formulation according to claim 14 ~~any of claims 14, 15 or 16~~, wherein the buffer comprises a citric acid-citrate buffer.

18. (Currently Amended) A formulation according to claim 14 ~~any of claims 14, 15, 16 or 17~~, wherein the buffer maintains the pH of the aqueous phase at from 3 to 7, preferably 4.5 to about 6.5.

19. (Currently Amended) A formulation according to claim 1 ~~any of claims 1 to 18~~, which is an aqueous suspension or solution.

20. (Currently Amended) A formulation according to claim 1 ~~19~~, which is in the form of an aerosol, an ointment, eye drops, nasal drops, a nasal spray, ~~or an inhalation solution~~ and other forms suitable for nasal or ocular administration.

21. (Original) A formulation according to claim 20, which is in the form of nasal drops or nasal spray.

22. (Original) A formulation according to claim 20, which is in the form of an aerosol.

23. (Original) A pressure packing having a dosage or metering valve, which contains a formulation according to claim 22.

24. (Original) A MDI which includes a pressure packing according to claim 23.

25. (Currently Amended) A formulation according to claim 1 ~~any of claims 1 to 19~~, which is in the form of an insufflation powder.

26. (Currently Amended) A pharmaceutical product according to claim 1, comprising (i) azelastine, or a pharmaceutically acceptable salt, solvate or physiologically functional derivative thereof, provided in an aerosol formulation preferably together with a propellant typically suitable for MDI delivery, and (ii) at least one steroid, or a pharmaceutically acceptable salt, solvate or physiologically functional derivative thereof, provided in an aerosol formulation preferably together with a propellant typically suitable for MDI delivery, as a combined preparation for simultaneous, separate or sequential use in the treatment of conditions for which administration of one or more anti-histamine and/or one or more steroid is indicated.

27. (Currently Amended) An aerosol formulation preferably suitable for MDI delivery comprising the formulation of claim 1 ~~(i) azelastine, or a pharmaceutically acceptable salt, solvate or physiologically functional derivative thereof, and (ii) at least one steroid, or a pharmaceutically acceptable salt, solvate or physiologically functional derivative thereof,~~ together with a propellant.

28. (Original) A pharmaceutical product comprising (i) azelastine, or a pharmaceutically acceptable salt, solvate or physiologically functional derivative thereof, provided as an insufflation powder, and (ii) at least one steroid, or a pharmaceutically acceptable salt, solvate or physiologically functional derivative thereof, provided as an insufflation powder, as a combined preparation for simultaneous, separate or sequential use in the treatment of

conditions for which administration of one or more anti-histamine and/or one or more steroid is indicated.

29. (Original) An insufflation powder formulation comprising (i) azelastine, or a pharmaceutically acceptable salt, solvate or physiologically functional derivative thereof, and (ii) at least one steroid, or a pharmaceutically acceptable salt, solvate or physiologically functional derivative thereof, together with a pharmaceutically acceptable carrier or excipient therefor.

30. (Currently Amended) A pharmaceutical product comprising the formulation according to claim 1, wherein (i) azelastine, or a pharmaceutically acceptable salt thereof, and (ii) wherein at least one steroid is selected from the group consisting of beclomethasone, fluticasone, mometasone and pharmaceutically acceptable esters thereof, as a combined preparation with said azelastine for simultaneous, separate or sequential use in the treatment of conditions for which administration of one or more anti-histamine and/or one or more steroid is indicated.

31. (Currently Amended) A pharmaceutical formulation according to claim 1, wherein said ~~comprising (i) azelastine, or a pharmaceutically acceptable salt thereof, and (ii) at~~ least one steroid is selected from the group consisting of beclomethasone, fluticasone, mometasone and pharmaceutically acceptable esters thereof, together with a pharmaceutically acceptable carrier or excipient therefor.

32. (Currently Amended) The formulation of claim 3 in the form of a [[A]] nasal spray comprising azelastine, or a pharmaceutically acceptable salt thereof, together with mometasone either as mometasone free base or as mometasonefuroate, and a pharmaceutically acceptable carrier or excipient therefor.

33. (Currently Amended) A pharmaceutical product comprising the formulation according to claim 1, wherein said azelastine is azelastine hydrochloride and said steroid is beclomethasone dipropionate, as a combined preparation for simultaneous, separate or sequential use in the treatment of conditions for which administration of one or more anti-histamine and/or one or more steroid is indicated.

34. (Currently Amended) A pharmaceutical formulation according to claim 1, wherein said azelastine is comprising azelastine hydrochloride and said steroid is beclomethasone dipropionate, together with a pharmaceutically acceptable carrier or excipient therefor.

35. (Currently Amended) A pharmaceutical product comprising the pharmaceutical formulation of claim 1, wherein said azelastine is azelastine hydrochloride and said steroid is fluticasone propionate, as a combined preparation for simultaneous, separate or sequential use in the treatment of conditions for which administration of one or more anti-histamine and/or one or more steroid is indicated.

36. (Currently Amended) A pharmaceutical formulation according to claim 1, wherein said azelastine is comprising azelastine hydrochloride and said steroid is fluticasone propionate, together with a pharmaceutically acceptable carrier or excipient therefor.

37. (Currently Amended) A pharmaceutical product comprising the pharmaceutical formulation of claim 1, wherein said azelastine is azelastine hydrochloride and said steroid is fluticasone valerate, as a combined preparation for simultaneous, separate or sequential use in the treatment of conditions for which administration of one or more anti-histamine and/or one or more steroid is indicated.

38. (Currently Amended) A pharmaceutical formulation according to claim 1, wherein said azelastine is comprising azelastine hydrochloride and said steroid is fluticasone valerate, together with a pharmaceutically acceptable carrier or excipient therefor.

39. (Currently Amended) A pharmaceutical product comprising the pharmaceutical formulation of claim 1, wherein said steroid is azelastine hydrochloride and said steroid is mometasonefuroate, as a combined preparation for simultaneous, separate or sequential use in the treatment of conditions for which administration of one or more anti-histamine and/or one or more steroid is indicated.

40. (Currently Amended) A pharmaceutical formulation according to claim 1, wherein said azelastine is comprising azelastine hydrochloride and said steroid is mometasonefuroate, together with a pharmaceutically acceptable carrier or excipient therefor.

41. (Currently Amended) A pharmaceutical product comprising the pharmaceutical formulation of claim 1, wherein said azelastine is azelastine hydrochloride and said steroid is mometasonefuroate monohydrate, as a combined preparation for simultaneous, separate or sequential use in the treatment of conditions for which administration of one or more anti-histamine and/or one or more steroid is indicated.

42. (Currently Amended) A pharmaceutical formulation according to claim 1, wherein said azelastine is comprising azelastine hydrochloride and said steroid is mometasonefuroate monohydrate, together with a pharmaceutically acceptable carrier or excipient therefor.

43. Cancelled

44. (Currently Amended) A process of preparing a pharmaceutical product according to claim 26 ~~any of claims 26, 28, 30, 33, 35, 37, 39 or 41~~, which process comprises providing (i) azelastine, or a pharmaceutically acceptable salt, solvate or physiologically functional derivative thereof, and (ii) at least one steroid, or a pharmaceutically acceptable salt, solvate or physiologically functional derivative thereof, as a combined preparation for simultaneous, separate or sequential use in the treatment of conditions for which administration of one or more antihistamine and/or one or more steroid is indicated.

45. (Currently Amended) A process of preparing a pharmaceutical formulation according to claim 1 ~~any of claims 1 to 22, 27, 29, 31, 32, 34, 36, 38, 40, 42 or 43~~, which process comprises admixing a pharmaceutically acceptable carrier or excipient with azelastine, or a pharmaceutically acceptable salt, solvate or physiologically functional derivative thereof, and at least one steroid, or a pharmaceutically acceptable salt, solvate or physiologically functional derivative thereof.

46. (Currently Amended) A method for the prophylaxis or treatment in a mammal, such as a human, of conditions for which administration of one or more anti-histamine and/or one or more steroid is indicated, which method comprises administration of a therapeutically effective amount of a pharmaceutical product according to claim 26 ~~any of claims 26, 28, 30, 33, 35, 37, 39 or 41~~, as a combined preparation for simultaneous, separate or sequential use in the treatment of such conditions.

47. (Currently Amended) A method for the prophylaxis or treatment in a mammal, such as a human, of conditions for which administration of one or more anti-histamine and/or one or more steroid is indicated, which method comprises administration of a therapeutically

effective amount of a pharmaceutical formulation according to claim 1 ~~any of claims 1 to 22, 27, 29, 31, 32, 34, 36, 38, 40, 42 or 43.~~

48. (Currently Amended) For use in the manufacture of a medicament for the prophylaxis or treatment in a mammal, such as a human, of conditions for which administration of one or more antihistamine and/or one or more steroid is indicated, a pharmaceutical product according to claim 26 ~~any of claims 26, 28, 30, 33, 35, 37, 39 or 41~~, as a combined preparation for simultaneous, separate or sequential use in the treatment of such conditions.

49. (Currently Amended) A method of treating irritation or disorders of the nose or eye which comprises applying either directly to nasal tissues or to the conjunctival sac of the eyes, as appropriate, a pharmaceutical product according to claim 26 ~~any of claims 26, 28, 30, 33, 35, 37, 39 or 41, or a pharmaceutical formulation according to any of claims 1 to 22, 27, 29, 31, 32, 34, 36, 38, 40, 42 or 43.~~

50. (Currently Amended) A method of treating airway disorders, comprising administering by nebulization to surfaces of the airway a treatment-effective amount of a product or formulation as defined in claim 1 ~~the preceding claims.~~

51. (New) A method of treating irritation or disorders of the nose or eye which comprises applying either directly to nasal tissues or to the conjunctival sac of the eyes, as appropriate, a pharmaceutical formulation of claim 1.


52. (New) A method of treating airway disorders, comprising administering by nebulization to surfaces of the airway a treatment-effective amount of a product according to claim 26.

REMARKS

The claims have been amended to delete the multiple dependent claim status. No new matter is presented by the above amendments. Early and favorable consideration of this application is respectfully requested.

Respectfully submitted,

Date: Dec 14, 2004

By: 
Thomas P. Pavelko
Registration No. 31,689

TPP/pgw
ATTORNEY DOCKET NO. TPP31573

STEVENS, DAVIS, MILLER & MOSHER, L.L.P.
1615 L STREET, N.W., SUITE 850
WASHINGTON, D.C. 20036
TEL. 202-785-0100 / FAX. 202-785-0200

ATTACHMENT I – Abstract

A pharmaceutical product or formulation, which comprises azelastine or a pharmaceutically acceptable salt, solvate or physiologically functional derivative thereof, and a steroid, or a pharmaceutically acceptable salt, solvate or physiologically functional derivative thereof, preferably the product or formulation being in a form suitable for nasal or ocular administration.

APPLICATION DATA SHEET	
TITLE OF INVENTION	COMBINATION OF AZELASTINE AND STEROIDS
APPLICATION TYPE: Utility	
CORRESPONDENCE ADDRESS: Customer Number: 24257 *24257*	
PRIORITY DATA: Doc. No.: 0213739.6; Country - GB; Date: 14 June 2002	
ATTORNEY INFORMATION: Name: Thomas P. Pavelko Registration No.: 31,689	
ATTORNEY DOCKET NUMBER: TPP 31753	
INVENTORS INFORMATION:	
Applicant Authority Type:	Inventor
Citizenship:	Indian
Name Prefix:	Mr.
Given Name:	Amar
Family Name:	LULLA
City of Residence:	Mumbai
Country of Residence:	India
Address - 1 of Mailing Address:	103 Maker Towers 'L', Cuff Parade, Colaba
City of Mailing Address:	Mumbai
Postal Code of Mailing Address:	400 005
Country of Mailing Address:	INDIA

INVENTORS INFORMATION:

Applicant Authority Type:	Inventor
Citizenship:	Indian
Name Prefix:	Ms.
Given Name:	Geena
Family Name:	MALHOTRA
City of Residence:	Mumbai
Country of Residence:	India
Address - 1 of Mailing Address:	8 Anderson House, Opp Mazgaon Dock P.O., Mazgaon
City of Mailing Address:	Mumbai
Postal Code of Mailing Address:	400 010
Country of Mailing Address:	INDIA

ASSIGNEE:

Organization:	CIPLA LIMITED
Address:	289 Bellasis Road, Mumbai Central
City:	Mumbai
Postal Code:	400 008
Country:	India

IN THE UNITED STATES PATENT AND TRADEMARK OFFICE

In re the Application of

Amar LULLA et al.

Serial No.: To be assigned (National Phase of PCT/GB03/02557 filed June 13, 2003)

Filed: December 14, 2004

For: COMBINATION OF AZELASTINE AND STEROIDS

NOTICE OF CLAIM FOR PRIORITY

Mail Stop Patent Application
Commissioner for Patents
P.O. Box 1450
Alexandria, VA 22313-1450

Sir:

The benefit of the filing date of the following prior foreign application filed in the following foreign country is hereby requested for the above-identified application and the priority provided in 35 USC 119 is hereby claimed:

Great Britain Appln. No. 0213739.6, Filed 14 June 2002.

It is requested that the file of this application be marked to indicate that the requirements of 35 USC 119 have been fulfilled and that the Patent and Trademark Office kindly acknowledge receipt of this document.

Respectfully submitted,

Date: Dec 14, 2004By: 

Registration No. 31,674

TPP/pgw
ATTORNEY DOCKET NO. TPP31753

STEVENS, DAVIS, MILLER & MOSHER, L.L.P.
1615 L Street, N.W., Suite 850
Washington, D.C. 20036
Tel: 202-408-5100 / Fax. 202-785-0200



Rec'd PTO 14 DEC 2004
KotGB2003/002557



INVESTOR IN PEOPLE

The Patent Office
Concept House
Cardiff Road
Newport

South Wales
NP10 8QQ
REC'D 25 JUL 2003

WIPO PCT


BEST AVAILABLE COPY

I, the undersigned, being an officer duly authorised in accordance with Section 74(1) and (4) of the Deregulation & Contracting Out Act 1994, to sign and issue certificates on behalf of the Comptroller-General, hereby certify that annexed hereto is a true copy of the documents as originally filed in connection with the patent application identified therein.

In accordance with the Patents (Companies Re-registration) Rules 1982, if a company named in this certificate and any accompanying documents has re-registered under the Companies Act 1980 with the same name as that with which it was registered immediately before re-registration save for the substitution as, or inclusion as, the last part of the name of the words "public limited company" or their equivalents in Welsh, references to the name of the company in this certificate and any accompanying documents shall be treated as references to the name with which it is so re-registered.

In accordance with the rules, the words "public limited company" may be replaced by p.l.c., plc, P.L.C. or PLC.

Re-registration under the Companies Act does not constitute a new legal entity but merely subjects the company to certain additional company law rules.



Signed *P. Mahoney*
Dated 10 July 2003

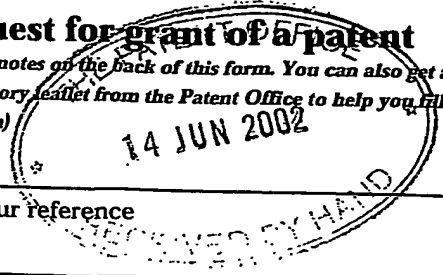
PRIORITY DOCUMENT
SUBMITTED OR TRANSMITTED IN
COMPLIANCE WITH
RULE 17.1(a) OR (b)

Request for grant of a patent

(See the notes on the back of this form. You can also get an explanatory leaflet from the Patent Office to help you fill in this form)

The Patent Office

Cardiff Road
Newport
South Wales
NP9 1RH



1. Your reference 14 JUN 2002
CPW/20632

2. Patent application number 0213739.6
(The Patent Office will fill in this part)

3. Full name, address and postcode of the or of each applicant (underline all surnames)
CIPLA LIMITED

289 BELLASIS ROAD
MUMBAI CENTRAL
MUMBAI 400 008
INDIA

Patents ADP number (if you know it)

7739/62001

If the applicant is a corporate body, give the country/state of its incorporation

INDIA

4. Title of the invention
PHARMACEUTICAL COMPOSITIONS

5. Name of your agent (if you have one)
A A THORNTON & CO

"Address for service" in the United Kingdom to which all correspondence should be sent (including the postcode)

235 HIGH HOLBORN
LONDON WC1V 7LE

Patents ADP number (if you know it) 0000075001

6. If you are declaring priority from one or more earlier patent applications, give the country and the date of filing of the or of each of these earlier applications and (if you know it) the or each application number	Country	Priority application number (if you know it)	Date of filing (day / month / year)

7. If this application is divided or otherwise derived from an earlier UK application, give the number and the filing date of the earlier application	Number of earlier application	Date of filing (day / month / year)

8. Is a statement of inventorship and of right to grant of a patent required in support of this request? (Answer 'Yes' if:

- a) any applicant named in part 3 is not an inventor, or
 - b) there is an inventor who is not named as an applicant, or
 - c) any named applicant is a corporate body.
- See note (d))

YES

Patents Form 1/77

9. Enter the number of sheets for any of the following items you are filing with this form. Do not count copies of the same document

Continuation sheets of this form

Description

7

Claim(s)

3

Abstract

Drawing(s)

10. If you are also filing any of the following, state how many against each item.

Priority documents

Translations of priority documents

Statement of inventorship and right to grant of a patent (Patents Form 7/77)

Request for preliminary examination and search (Patents Form 9/77)

ONE

Request for substantive examination (Patents Form 10/77)

Any other documents (please specify)

11.

I/We request the grant of a patent on the basis of this application.

Signature

A. A. Thornton

Date

14/6/02

A. A. Thornton & Co.

14th June 2002

12. Name and daytime telephone number of person to contact in the United Kingdom

Philip A. Curtis - 020 7440 6860

Warning

After an application for a patent has been filed, the Comptroller of the Patent Office will consider whether publication or communication of the invention should be prohibited or restricted under Section 22 of the Patents Act 1977. You will be informed if it is necessary to prohibit or restrict your invention in this way. Furthermore, if you live in the United Kingdom, Section 23 of the Patents Act 1977 stops you from applying for a patent abroad without first getting written permission from the Patent Office unless an application has been filed at least 6 weeks beforehand in the United Kingdom for a patent for the same invention and either no direction prohibiting publication or communication has been given, or any such direction has been revoked.

Notes

- a) If you need help to fill in this form or you have any questions, please contact the Patent Office on 0645 500505.
- b) Write your answers in capital letters using black ink or you may type them.
- c) If there is not enough space for all the relevant details on any part of this form, please continue on a separate sheet of paper and write "see continuation sheet" in the relevant part(s). Any continuation sheet should be attached to this form.
- d) If you have answered 'Yes' Patents Form 7/77 will need to be filed.
- e) Once you have filled in the form you must remember to sign and date it.
- f) For details of the fee and ways to pay please contact the Patent Office.

PHARMACEUTICAL COMPOSITIONS

This invention relates to pharmaceutical compositions. More particularly this invention relates to pharmaceutical compositions useful for preventing or minimising allergic reactions. More particularly, but not exclusively, this invention relates to pharmaceutical compositions for nasal and ocular use.

Such allergic reactions commonly comprise the allergy-related and vasomotor-related symptoms and the rhinovirus-related symptoms.

It is known to use antihistamines in nasal sprays and eye drops to treat allergy-related conditions. Thus, for example, it is known to use the antihistamine azelastine (usually as the hydrochloride salt) as a nasal spray against seasonal or perennial allergic rhinitis, or as eye drops against seasonal and perennial allergic conjunctivitis.

It is also known to treat these conditions using a corticosteroid, which will suppress nasal and ocular inflammatory conditions. Among the corticosteroids known for nasal use are, for example, beclomethasone, mometasone, fluticasone, budesonide and cyclofenide. Corticosteroids known for ocular anti-inflammatory use include betamethasone sodium, dexamethasone sodium and prednisolone acetate, for example.

It would be highly desirable, however, to provide a treatment that combines the effects of anti-histamine treatments and steroid treatments, in a pharmaceutically acceptable composition, which is tolerated *in situ*, without significantly disrupting the potency of the constituent pharmaceuticals.

We have now found that, very surprisingly, azelastine (4-[(4-Chlorophenyl)methyl]-2-(hexahydro-1-methyl-1H-azepin-4-yl)-1(2H)-phthalazinone), or a salt thereof, can advantageously be combined with a steroid to provide a stable, very effective combination composition for nasal or ocular treatment. The combination provides, in a single administration, the antihistaminic properties of azelastine and the anti-inflammatory (and/or other) properties of the steroid, without any significant interference between the two, or adverse reaction *in situ*.

In one aspect the invention provides a pharmaceutical composition comprising azelastine or a salt thereof and a steroid, preferably a corticosteroid, the composition being in a form suitable for administration nasally or ocularly.

The preferred forms of compositions of the invention are nasal drops, eye drops, nasal sprays, nasal inhalation solutions or aerosols or insufflation powders.

Preferred embodiments of the invention comprise stable aqueous solutions of azelastine or one or more of its salts, in combination with steroids which may be beclomethasone, mometasone, fluticasone, budesonide or cyclofenide, which can be used in the form of inhalation solution, pressurized aerosol, eye drops or nasal drops, and in a particular preferred embodiment, in the form of a spray (preferably a nasal spray). The spray can, for example, be formed by the use of a conventional spray-squeeze bottle or a pump vaporizer. In addition, it is also possible to use compressed gas aerosols. In a preferred embodiment, 0.03 to 3 mg of azelastine base and 0.05 to 0.15 mg of the steroid should be released per individual actuation.

The compositions preferably contain a preservative and/or stabilizer. These include, for example: ethylene diamine tetra-acetic acid (edetate) and its alkali salts (for example dialkali salts such as disodium salt, calcium salt, calcium-sodium salt), lower alkyl p-hydroxybenzoates, chlorohexidine (for example in the form of the acetate or gluconate), phenyl mercury borate. Other suitable preservatives are: pharmaceutically useful quaternary ammonium compounds, for example cetylpyridinium chloride, tetradecyltrimethyl ammonium bromide, generally known as "cetrimide", benzyltrimethyl-[2-[2-[p-(1,1,3,3-tetramethyl-butyl)phenoxy]ethoxy]-ammonium chloride, generally known as "benzethonium chloride" and myristyl-picolinium chloride. Each of these compounds may be used in a concentration of 0.002 to 0.05%, for example 0.02% (weight/volume in liquid formulations, otherwise weight/weight). Preferred preservatives among the quaternary ammonium compounds are, however, alkylbenzyl dimethyl ammonium chloride and mixtures thereof, for example the compounds generally known as "benzalkonium chloride".

The total amounts of preservatives in the formulations (solutions, ointments, etc.) is preferably from 0.001 to 0.10g, preferably 0.01g per 100ml of solution/suspension or 100g of formulation.

In the case of preservatives, the following amounts of individual substances can, for example, be used: thimerosal 0.002-0.02%; benzalkonium chloride 0.002 to 0.02% (in combination with thimerosal the amount of thimerosal is, for example =0.002 to 0.005%); chlorhexidine acetate or gluconate 0.01 to 0.02%; phenyl mercuric/nitrate, borate, acetate 0.002-0.004%; p-hydroxybenzoic acid ester (for example, a mixture of the methyl ester and propyl ester in the ratio 7:3): preferably 0.05-0.15, more preferably 0.1%.

The preservative used is preferably a combination of edetic acid (for example, as the disodium salt) and benzalkonium chloride. In this combination, the edetic acid is preferably used in a concentration of 0.05 to 0.1%, benzalkonium chloride preferably being used in a concentration of 0.005 to 0.05%, more preferably 0.01%.

In the case of solutions/suspensions reference is always made to percent by weight/volume, in the case of solid or semi-solid formulations to percent by weight/weight of the formulation.

Further auxiliary substances which may, for example, be used for the formulations of the invention are: polyvinyl pyrrolidone, sorbitan fatty acid esters such as sorbitan trioleate, polyethoxylated sorbitan fatty acid esters (for example polyethoxylated sorbitan trioleate), sorbimacrogol oleate, synthetic amphotensides (tritons), ethylene oxide ethers of octylphenolformaldehyde condensation products, phosphatides such as lecithin, polyethoxylated fats, polyethoxylated oleotriglycerides, polyethoxylated fatty alcohols. In this context, polyethoxylated means that the relevant substances contain polyoxyethylene chains, the degree of polymerisation of which is generally between 2 to 40, in particular between 10 to 20. These substances are preferably used to improve the solubility of the azelastine component.

It is optionally possible to use additional isotonicization agents. Isotonicization agents which may, for example, be used are: saccharose, glucose, glycerine, sorbitol, 1,2-propylene glycol, NaCl.

The isotonicization agents adjust the osmotic pressure of the formulations to the same osmotic pressure as nasal secretion. For this purpose these substances are in each case to be used in such amount that, for example, in the case of a solution, a reduction in the freezing point of 0.50 to 0.56 degree C is attained in comparison to pure water.

In Example 1, it is possible to use instead of NaCl per 100 ml of solution, for example: Glucose 1H₂O 3.81g; saccharose 6.35g; glycerine 2.2g; 1,2-propylene glycol 1.617g; sorbitol 3.84g (in the case of mixtures of these substances correspondingly less may optionally be used).

Moreover, it is possible to add thickening agents to the solutions to prevent the solution from flowing out of the nose too quickly and to give the solution a viscosity of about 1.5 to 3, preferably 2 mPa.

Such thickening agents may, for example, be: cellulose derivatives (for example cellulose ether) in which the cellulose-hydroxy groups are partially etherified with lower unsaturated aliphatic alcohols and/or lower unsaturated aliphatic oxyalcohols (for example methyl cellulose, carboxymethyl cellulose, hydroxypropylmethylcellulose), gelatin, polyvinylpyrrolidone, tragacanth, ethoxose (water soluble binding and thickening agents on the basis of ethyl cellulose), alginic acid, polyvinyl alcohol, polyacrylic acid, pectin and equivalent agents. Should these substances contain acid groups, the corresponding physiologically acceptable salts may also be used.

In the event of the use of hydroxypropyl cellulose, 0.1% by weight of the formulation, for example, is used for this purpose.

In the event of the use of Avicel RC 591 or CL11, 0.65-3.0% by weight of the composition, for example, is used for the purpose.

It is also possible to add to the formulations buffer substances such as citric acid/sodium hydrogensulphate borate buffer, phosphates (sodium hydrogenorthophosphate, disodium hydrogenphosphate), trometamol or equivalent conventional buffers in order, for example, to adjust the formulations to a pH value of 3 to 7, preferably 4.5 to 6.5.

The amount of citric acid is, for example, 0.01 to 0.14g, preferably 0.04 to 0.05g, the amount of disodium hydrogenphosphate 0.1 to 0.5g, preferably 0.2 to 0.3g per 100 ml of solution. The weights given relate in each case to the anhydrous substances.

In the case of solutions and suspensions, the maximum total concentration of active agent and buffer is preferably less than 5%, in particular less than 2% (weight/volume).

For the nasal application a solution or suspension is preferably used which is applied as an aerosol, i.e. in the form of a fine dispersion in air or in another conventional carrier gas, for example by means of a conventional pump vaporizer.

Application as a dosage aerosol is, however, also possible. Dosage aerosols are defined as being pressure packings which contain the azelastine or its salts in combination with steroid, in the form of a solution or suspension in a so-called propellant. The propellant may be a pressurized liquid chlorinated, fluorinated hydrocarbon or mixtures of various chlorinated, fluorinated hydrocarbons as well as propane, butane, isobutene or mixtures of these among themselves or with chlorinated, fluorinated hydrocarbons which are gaseous at atmospheric pressure and room temperature. Hydrofluorocarbons (HFCs), such as HFC 134a, can also be used, if desired. The pressure packing has a dosage valve which, on actuation, releases a defined amount of the solution or suspension of the medicament. The subsequent very sudden vaporization of the propellant tears the solution or suspension of azelastine into the finest droplets or minute particles which can be sprayed in the nose or which are available for inspiration into the nose. Certain plastic applicators may be used to actuate the valve and to convey the sprayed suspension into the nose.

In the case of application as an aerosol, it is also possible to use a conventional adapter.

In the case of insufflatable powder, the maximum particle size of the substance preferably does not exceed $10\mu\text{m}$. Azelastine or its salts and the steroid may be mixed with inert carrier substances or drawn up onto inert carrier substances. Carrier substances which may, for example, be used are: sugars such as glucose, saccharose, lactose and fructose. Also starches or starch derivatives, oligosaccharides such as dextrans, cyclodextrins and their derivatives, polyvinylpyrrolidone, alginic acid, tylose, silicic acid, cellulose, cellulose derivatives (for example cellulose ether), sugar alcohols such as mannitol or sorbitol, calcium carbonate, calcium phosphate, etc.

In one embodiment, the steroid has a particle size of less than about $10\mu\text{m}$, preferably less than $5\mu\text{m}$.

DETAILED DESCRIPTION OF PREFERRED EMBODIMENTS

The invention is illustrated by the following examples.

EXAMPLE 1

Nasal spray or nasal drops with 0.1% azelastine hydrochloride as active ingredient and steroid 0.1%

S.NO.	NAME OF INGREDIENTS	QUANTITY %w/v
1.	* Azelastine hydrochloride	0.1%
2.	Steroid	0.1%
3.	Disodium edetate	0.005%
4.	Sodium chloride	0.9%
5.	Benzalkonium chloride	0.001%
6.	Avicel RC 591	1.2%
7.	Citric acid monohydrate	0.2%
8.	Disodium hydrogen phosphate dodecahydrate	0.1%
9.	Purified water	

EXAMPLE 2

Dosage aerosol giving off 0.5 mg of azelastine hydrochloride and 50 micrograms of Beclomethasone dipropionate freon solvate per stroke.

About 8.0 kg of a mixture of 70 parts by weight of difluorodichloromethane and 30 parts by weight of 1,2-dichlorotetrafluoroethane are cooled to about -55 degree C in an appropriate cooling vessel. A mixture of 0.086 kg of pre-cooled sorbitantrioleate and 0.8600 kg of pre-cooled trichlorofluoromethane are dissolved with stirring into the mixture at -55 degrees C, 0.0688 kg of micronized azelastine hydrochloride, 0.00688 kg of Beclomethasone dipropionate freon solvate and 0.0688 kg of micronized lactose are then incorporated in portions into the solution thereby obtained with intensive stirring. The total weight of the suspension thereby obtained is made up to 9.547 kg through addition of more of the mixture of 70 parts by weight of difluorodichloromethane and 30 parts by weight of 1,2-dichlorotetrafluoroethane cooled to about -55 degree C.

Following closure of the cooling vessel the suspension is again cooled to about -55 degrees C under intensive stirring. It is then ready to be filled.

CLAIMS:

- 1 A pharmaceutical composition which comprises azelastine or a salt thereof, and a steroid, the composition being in a form suitable for nasal or ocular administration.
- 2 A composition according to claim 1, which is an aqueous suspension or solution.
- 3 A composition according to claim 1 or 2, which is in the form of an aerosol, an ointment, eye drops, nasal drops, a nasal spray or an inhalation solution.
- 4 A composition according to claim 1, which is in the form of an insufflation powder.
- 5 A composition according to any of claims 1 to 4, wherein the steroid is beclomethasone or an ester thereof, mometasone or an ester thereof, fluticasone or an ester thereof, budesonide or cyclofenide, in any chiral form or mixture.
- 6 A composition according to claim 5, wherein the steroid is beclomethasone propionate, mometasone furoate or fluticasone propionate.
- 7 An composition according to any of claims 1 to 6, which contains the steroid in an amount from about 50 micrograms/ml to about 5 mg/ml of the composition.
- 8 A composition according to any of claims 1 to 7, which is a suspension containing 0.0005 to 2% (weight/weight of the composition) of azelastine or a pharmaceutically acceptable salt of azelastine, and from 0.5 to 1.5% (weight/weight of the composition) of said steroid.

9 A composition according to claim 8, which contains from 0.001 to 1% (weight/weight of the composition) azelastine, or salt thereof, and from 0.5% to 1.5% (weight/weight of the composition) steroid.

10 A composition according to any of claims 1 to 9, wherein the composition has a particle size of less than about 10 μ m, preferably less than 5 μ m.

11 A composition according to any of claims 1 to 10, which also contains a surfactant.

12 A composition according to claim 11, wherein the surfactant comprises a polysorbate or poloxamer surfactant.

13 A composition according to claim 10 or 11, which contains from about 50 micrograms to about 1 milligram of surfactant per ml of the composition.

14 A composition according to any of claims 1 to 13, which also contains an isotonic agent.

15 A composition according to claim 14, wherein the isotonic agent comprises sodium chloride, saccharose, glucose, glycerine, sorbitol or 1,2-propylene glycol.

16 A composition according to any of claims 1 to 15, which also contains at least one of a buffer, a preservative and a suspending or thickening agent.

17 A composition according to claim 16, wherein said preservative is selected from edetic acid and its alkali salts, lower alkyl p-hydroxybenzoates, chlorohexidine, phenyl mercury borate, or benzoic acid or a salt, a quaternary ammonium compound, or sorbic acid or a salt thereof.

18 A composition according to claim 16 or 17, wherein the suspending agent or thickening agent is selected from cellulose derivatives, gelatine, polyvinylpyrrolidone, tragacanth, ethoxose (water soluble binding and thickening agents on the basis of ethyl cellulose), alginic acid, polyvinyl alcohol, polyacrylic acid, or pectin.

19 A composition according to claim 16, 17 or 18, wherein the buffer comprises a citric acid-citrate buffer.

20 A composition according to claim 16, 17, 18 or 19, wherein the buffer maintains the pH of the aqueous phase at from 3 to 7, preferably 4.5 to about 6.5.

21 An aqueous pharmaceutical composition substantially as herein described in Example 1 or 2.

22 A method of treating irritation or disorders of the nose and eye which comprises applying directly to nasal tissues or to the conjunctival sac of the eyes, a medicament which contains a member selected from the group consisting of azelastine and its pharmaceutically acceptable salts, in combination with a steroid.

23 A method according to claim 22, in which the medicament is a composition as claimed in any of claims 1 to 21.

24 A method of treating airway disorders, comprising administering by nebulization to surfaces of the airway a treatment-effective amount of a composition as claimed in any of claims 1 to 21.

U.S NATIONAL STAGE WORKSHEET (DO/EO)

U.S. APPL. NO. **10/518016** INTERNATIONAL APPL. **GB03/02557**

APPLICATION FILED BY: 20 MOS., 14 Dec 2004 OR 30 MOS., _____ SCREENED BY **Francine Young**
PCT International Division

INTERNATIONAL APPLICATION PAPERS IN THE APPLICATION FILE:

- International application
- Article 19 amendments
- Priority Document(s) No. /
- Request Form PCT/RO/101
- PCT/IB/302
- PCT/IB/304
- PCT/IB/306
- PCT/IB/308
- PCT/IB/331
- OTHER PCT/IB/
- PCT/IPEA/409 also 416 **EP**

- 409 annexes to IPER
- PCT/ISA/210 (Search report) **EP**
- Search report References
- Other Papers filed

WIPO PUBLICATION
 PUBLICATION NO. **WO 03/105856**
 PUBLICATION DATE **24 Dec 2003**
 PUBLICATION LANG., **English**
NOT PUBLISHED
 U.S. only Requested

RECEIVED FROM THE APPLICANT: (other than checked above)

- National application basic fee paid
- Express Processing Requested
- Translation of the International Application
- Used the IB copy of the IA
- Description
- Claims
- Drawings
- Foreign Language in drawing
- Article 19 Amendments
- Amendment used in application
- Article 34 Amendment
- Amendment used in application
- DNA
- 1194 transaction done
- Preliminary Amendment(s) filed **14 Dec 2004**
- second submission
- Information Disclosure Statement
- second submission
- Assignment
- Forward to Assignment Branch
- Substitute Specification
- Small Entity Statement
- type
- Oath/Declaration (date submitted **6 July 2005**)
- Not executed
- Executed
- Power of Attorney
- Change of Address

Data Sheet, Priority Claim

35 USC Receipt of Request (PTO - 1399 Transmittal Letter) **14 DEC 2004**
Date Acceptable oath/declaration received **06 JUL 2005**
102(e) Date **06 JUL 2005**
Date complete 35 USC 371 requirements met **06 JUL 2005**

DATE NOTICE COMPLETED

DO/EO 903 Notice of Acceptance
DO/EO 905 Notice of Missing Requirements **5 May 2005**
DO/EO 917 Notice of A defective oath or declaration
DO/EO 916 Notice of defective response
DO/EO 913 Notice of defective translation
DO/EO 909 Notification of Abandonment

PATENT COOPERATION TREATY

PCT

INTERNATIONAL PRELIMINARY EXAMINATION REPORT

(PCT Article 36 and Rule 70)

REC'D 27 AUG 2004
WIPO PCT

Applicant's or agent's file reference CPW/20632	FOR FURTHER ACTION See Notification of Transmittal of International Preliminary Examination Report (Form PCT/PEA/416)	
International application No. PCT/GB 03/02557	International filing date (day/month/year) 13.06.2003	Priority date (day/month/year) 14.06.2002
International Patent Classification (IPC) or both national classification and IPC A61K31/55		
Applicant CIPLA LIMITED et al.		

1. This international preliminary examination report has been prepared by this International Preliminary Examining Authority and is transmitted to the applicant according to Article 36.



2. This REPORT consists of a total of 6 sheets, including this cover sheet.

This report is also accompanied by ANNEXES, i.e. sheets of the description, claims and/or drawings which have been amended and are the basis for this report and/or sheets containing rectifications made before this Authority (see Rule 70.16 and Section 607 of the Administrative Instructions under the PCT).

These annexes consist of a total of sheets.

3. This report contains indications relating to the following items:

- I Basis of the opinion
- II Priority
- III Non-establishment of opinion with regard to novelty, inventive step and industrial applicability
- IV Lack of unity of invention
- V Reasoned statement under Rule 66.2(a)(ii) with regard to novelty, inventive step or industrial applicability; citations and explanations supporting such statement
- VI Certain documents cited
- VII Certain defects in the international application
- VIII Certain observations on the international application

Date of submission of the demand 07.01.2004	Date of completion of this report 26.08.2004
Name and mailing address of the international preliminary examining authority:  European Patent Office D-80298 Munich Tel. +49 89 2399 - 0 Tx: 523656 epmu d Fax: +49 89 2399 - 4465	Authorized Officer Vandenbogaerde, A Telephone No. +49 89 2399-7874 

INTERNATIONAL PRELIMINARY EXAMINATION REPORT

International application No. **PCT/GB 03/02557**

I. Basis of the report

1. With regard to the **elements** of the international application (*Replacement sheets which have been furnished to the receiving Office in response to an invitation under Article 14 are referred to in this report as "originally filed" and are not annexed to this report since they do not contain amendments (Rules 70.16 and 70.17)*):

Description, Pages

1-16 as originally filed

Claims, Numbers

1-50 as originally filed

2. With regard to the **language**, all the elements marked above were available or furnished to this Authority in the language in which the international application was filed, unless otherwise indicated under this item.

These elements were available or furnished to this Authority in the following language: , which is:

- the language of a translation furnished for the purposes of the international search (under Rule 23.1(b)).
- the language of publication of the international application (under Rule 48.3(b)).
- the language of a translation furnished for the purposes of international preliminary examination (under Rule 55.2 and/or 55.3).

3. With regard to any **nucleotide and/or amino acid sequence** disclosed in the international application, the international preliminary examination was carried out on the basis of the sequence listing:

- contained in the international application in written form.
- filed together with the international application in computer readable form.
- furnished subsequently to this Authority in written form.
- furnished subsequently to this Authority in computer readable form.
- The statement that the subsequently furnished written sequence listing does not go beyond the disclosure in the international application as filed has been furnished.
- The statement that the information recorded in computer readable form is identical to the written sequence listing has been furnished.

4. The amendments have resulted in the cancellation of:

- the description, pages:
- the claims, Nos.:
- the drawings, sheets:

5. This report has been established as if (some of) the amendments had not been made, since they have been considered to go beyond the disclosure as filed (Rule 70.2(c)).

(Any replacement sheet containing such amendments must be referred to under item 1 and annexed to this report.)

6. Additional observations, if necessary:

**INTERNATIONAL PRELIMINARY
EXAMINATION REPORT**

International application No. **PCT/GB 03/02557**

III. Non-establishment of opinion with regard to novelty, inventive step and industrial applicability

1. The questions whether the claimed invention appears to be novel, to involve an inventive step (to be non-obvious), or to be industrially applicable have not been examined in respect of:

- the entire international application,
- claims Nos. 46-47,49-50 with respect to industrial applicability
because:
 - the said international application, or the said claims Nos. 46-47,49-50 with respect to industrial applicability relate to the following subject matter which does not require an international preliminary examination (specify):
see separate sheet
- the description, claims or drawings (*indicate particular elements below*) or said claims Nos. are so unclear that no meaningful opinion could be formed (*specify*):
- the claims, or said claims Nos. are so inadequately supported by the description that no meaningful opinion could be formed.
- no international search report has been established for the said claims Nos.

2. A meaningful international preliminary examination cannot be carried out due to the failure of the nucleotide and/or amino acid sequence listing to comply with the standard provided for in Annex C of the Administrative Instructions:

- the written form has not been furnished or does not comply with the Standard.
- the computer readable form has not been furnished or does not comply with the Standard.

V. Reasoned statement under Article 35(2) with regard to novelty, inventive step or industrial applicability; citations and explanations supporting such statement

1. Statement

Novelty (N)	Yes: Claims	/
	No: Claims	1-50
Inventive step (IS)	Yes: Claims	/
	No: Claims	1-50
Industrial applicability (IA)	Yes: Claims	1-45, 48: YES / 46-47,49-50: see separate sheet
	No: Claims	

2. Citations and explanations

see separate sheet

Re Item III

Non-establishment of opinion with regard to novelty, inventive step and industrial applicability

Claims 46-47 and 49-50 relate to subject-matter considered by this Authority to be covered by the provisions of Rule 67.1(iv) PCT. Consequently, no opinion will be formulated with respect to the industrial applicability of the subject-matter of these claims (Article 34(4)(a)(i) PCT).

Re Item V

Reasoned statement under Article 35(2) with regard to novelty, inventive step or industrial applicability; citations and explanations supporting such statement

Reference is made to the following documents:

- D1: WO 97 01337 A (MCNEIL PPC INC) 16 January 1997 (1997-01-16)
- D2: EP-A-0 780 127 (PROCTER & GAMBLE) 25 June 1997 (1997-06-25)
- D3: DATABASE MEDLINE [Online] US NATIONAL LIBRARY OF MEDICINE (NLM), BETHESDA, MD, US; 2000 PORTMANN D ET AL: '[Acceptability of local treatment of allergic rhinitis with a combination of a corticoid (beclomethasone) and an antihistaminic (azelastine)]' Database accession no. NLM11233712 XP002252974 & REVUE DE LARYNGOLOGIE - OTOLOGIE - RHINOLOGIE. FRANCE 2000, vol. 121, no. 4, 2000, pages 273-279, ISSN: 0035-1334
- D4: BUSSE W W ET AL: 'CORTICOSTEROID-SPARING EFFECT OF AZELASTINE IN THE MANAGEMENT OF BRONCHIAL ASTHMA' AMERICAN JOURNAL OF RESPIRATORY AND CRITICAL CARE MEDICINE, AMERICAN LUNG ASSOCIATION, NEW YORK, NY, US, vol. 153, no. 1, 1996, pages 122-127, XP000604179

- D1 discloses (cf. page 2 line 8 - page 8 line 25) a combination of (i) a topical nasal antihistaminic, i.e. levocabastine, azelastine or azatadine, and (ii) a topical nasal steroid, i.e. beclomethasone, flunisolide, triamcinolone, dexamethasone or budesonide, as nasal spray or nasal drops for the treatment of allergic rhinitis.
- D2 describes (cf. page 2 line 34 - page 5 line 30, example 3) a combination of (i) an antihistamine possessing leukotriene inhibiting properties, i.e. cetirizine, loratadine or azelastine, and (ii) a glucocorticoid, i.e. beclomethasone, flunisolide, triamcinolone, fluticasone, mometasone or budesonide, as nasal

- spray for the treatment of allergic rhinoconjunctivitis.
- D3 discloses (cf. abstract) a combination of (i) the antihistamine azelastine and (ii) the corticoid beclomethasone as nasal spray for the local treatment of seasonal or aperiodic rhinitis.
- D4 describes (page 126-127, discussion) that the combined use of (i) azelastine and (ii) corticosteroid medication in patients with asthma allowed patients to achieve a reduction in the use of inhaled corticosteroids while showing improvements in the severity of asthma symptoms and in pulmonary function.

V.1 Claims 1-43 - *Composition (for use in medicine): Novelty - Inventive step*

- V.1.1 The subject-matter of claims 1-43 relates to a composition per se or to a composition for use in medicine comprising (i) azelastine and (ii) a steroid, i.e. beclomethasone, mometasone, fluticasone, budesonide or cyclofenide.
- V.1.2 The subject-matter of independent claim 1 is not novel according to Article 33(2) PCT over the teaching of D1, D2, D3 or D4.
- V.1.3 Dependent claims 2-22 and 25 do not contain any features which, in combination with the features of any claim to which they refer, meet the requirements of the PCT in respect of novelty and/or inventive step, the reasons being as follows: Document D1, which is considered to represent the most relevant state of the art, discloses (cf. page 2 line 8 - page 8 line 25) a combination of (i) a topical nasal antihistaminic, i.e. levocabastine, azelastine or azatadine, and (ii) a topical nasal steroid, i.e. beclomethasone, flunisolide, triamcinolone, dexamethasone or budesonide, as nasal spray or nasal drops for the treatment of allergic rhinitis. The problem to be solved by the present invention may therefore be regarded as the provision of alternative formulation comprising (i) azelastine and (ii) a steroid for the treatment of allergic disorders of eye and nose or airway disorders. It would be obvious to use an alternative steroid, to use alternative carriers or to prepare an alternative formulation (i.e. inhalation formulation), because no unexpected technical effect can be seen.
- V.1.4 The same objections also apply to independent claims 23 (and dependent claims 24-25), 26, 27, 28, 29, 30, 31, 32, 33, 34, 35, 36, 37, 38, 39, 40, 41, 42 and 44.

V.2 Claims 46-50 - *Therapeutical application: Novelty - Inventive step*

- V.2.1 The subject-matter of claims relates to the therapeutical application of a composition comprising (i) azelastine and (ii) a steroid, i.e. beclomethasone,

mometasone, fluticasone, budesonide or cyclofenide for the treatment of conditions for which administration of one or more anti-histamine and/or one or more steroid is indicated, i.e. irritation or disorders of the nose or eye (e.g. allergic rhinitis, rhinoconjunctivitis), or airway disorders (e.g. asthma).

V.2.2 The subject-matter of claims 46-50 is not novel according to Article 33(2) PCT and/or cannot be considered as involving an inventive step in the sense of Article 33(3) PCT for the same reasons as given under point V.1.

V.3 Claims 44-45 - Process: Novelty - Inventive step

V.3.1 The subject-matter of claims 44-45 relates to a process for preparing a pharmaceutical composition comprising (i) azelastine and (ii) a steroid, i.e. beclomethasone, mometasone, fluticasone, budesonide or cyclofenide.

V.3.2 The subject-matter of claims 46-50 is not novel according to Article 33(2) PCT and/or cannot be considered as involving an inventive step in the sense of Article 33(3) PCT, since merely standard processes are used for preparing a composition which is already known (cf. point V.1).

V.4 Industrial applicability

For the assessment of the present claims 46-47 and 49-50 on the question whether they are industrially applicable, no unified criteria exist in the PCT Contracting States. The patentability can also be dependent upon the formulation of the claims. The EPO, for example, does not recognize as industrially applicable the subject-matter of claims to the use of a compound in medical treatment, but may allow, however, claims to a known compound for first use in medical treatment and the use of such a compound for the manufacture of a medicament for a new medical treatment.

(12) INTERNATIONAL APPLICATION PUBLISHED UNDER THE PATENT COOPERATION TREATY (PCT)

(19) World Intellectual Property Organization
International Bureau



(43) International Publication Date
24 December 2003 (24.12.2003)

PCT

(10) International Publication Number
WO 03/105856 A1

- (51) International Patent Classification⁷: A61K 31/55, 31/56, 31/57, 31/58, 9/00, A61P 37/08, 27/14, 11/06 // (A61K 31/56, 31:55) (A61K 31/57, 31:55) (A61K 31/58, 31:55)
- (21) International Application Number: PCT/GB03/02557
- (22) International Filing Date: 13 June 2003 (13.06.2003)
- (25) Filing Language: English
- (26) Publication Language: English
- (30) Priority Data: 0213739.6 14 June 2002 (14.06.2002) GB

Anderson House, Opp. Mazgaon Dock P.O., Mazgaon, Mumbai 400 010 (IN).

(74) Agents: WAIN, Christopher, Paul et al.; A. A. Thornton & Co, 235 High Holborn, London WC1V 7LE (GB).

(81) Designated States (*national*): AE, AG, AL, AM, AT, AU, AZ, BA, BB, BG, BR, BY, BZ, CA, CH, CN, CO, CR, CU, CZ, DE, DK, DM, DZ, EC, EE, ES, FI, GB, GD, GE, GH, GM, HR, HU, ID, IL, IN, IS, JP, KE, KG, KP, KR, KZ, LC, LK, LR, LS, LT, LU, LV, MA, MD, MG, MK, MN, MW, MX, MZ, NO, NZ, OM, PH, PL, PT, RO, RU, SC, SD, SE, SG, SK, SL, TJ, TM, TN, TR, TT, TZ, UA, UG, US, UZ, VC, VN, YU, ZA, ZM, ZW.

(71) Applicant (*for all designated States except US*): CIPLA LIMITED [IN/IN]; 289 Bellasis Road, Mumbai Central, Mumbai 400 008 (IN).

(84) Designated States (*regional*): ARIPO patent (GH, GM, KE, LS, MW, MZ, SD, SL, SZ, TZ, UG, ZM, ZW); Eurasian patent (AM, AZ, BY, KG, KZ, MD, RU, TJ, TM); European patent (AT, BE, BG, CH, CY, CZ, DE, DK, EE, ES, FI, FR, GB, GR, HU, IE, IT, LU, MC, NL, PT, RO, SE, SI, SK, TR); OAPI patent (BF, BJ, CF, CG, CI, CM, GA, GN, GQ, GW, ML, MR, NE, SN, TD, TG).

(71) Applicant (*for MW only*): WAIN, Christopher, Paul [GB/GB]; A.A. Thornton & Co., 235 High Holborn, London WC1V 7LE (GB).

Published:
— with international search report

- (72) Inventors; and
- (75) Inventors/Applicants (*for US only*): LULLA, Amar [IN/IN]; 103 Maker Towers 'L', Cuff Parade, Colaba, Mumbai 400 005 (IN). MALHOTRA, Geena [IN/IN]; 8

For two-letter codes and other abbreviations, refer to the "Guidance Notes on Codes and Abbreviations" appearing at the beginning of each regular issue of the PCT Gazette.



WO 03/105856 A1

(54) Title: COMBINATION OF AZELASTINE AND STEROIDS

(57) Abstract: A pharmaceutical product or formulation, which comprises azelastine or a pharmaceutically acceptable salt, solvate or physiologically functional derivative thereof, and a steroid, or a pharmaceutically acceptable salt, solvate or physiologically functional derivative thereof, preferably the product or formulation being in a form suitable for nasal or ocular administration.

COMBINATION OF AZELASTINE AND STEROIDS

The present invention relates to pharmaceutical products and formulations. More particularly the present invention relates to pharmaceutical products and formulations useful for preventing or minimising allergic reactions. More particularly, but not exclusively, the present invention relates to pharmaceutical products and formulations for nasal and ocular use.

Such allergic reactions commonly comprise the allergy-related and vasomotor-related symptoms and the rhinovirus-related symptoms.

It is known to use antihistamines in nasal sprays and eye drops to treat allergy-related conditions. Thus, for example, it is known to use the antihistamine azelastine (usually as the hydrochloride salt) as a nasal spray against seasonal or perennial allergic rhinitis, or as eye drops against seasonal and perennial allergic conjunctivitis.

It is also known to treat these conditions using a corticosteroid, which will suppress nasal and ocular inflammatory conditions. Among the corticosteroids known for nasal use are, for example, beclomethasone, mometasone, fluticasone, budesonide and cyclofenide. Corticosteroids known for ocular anti-inflammatory use include betamethasone sodium, dexamethasone sodium and prednisolone acetate, for example.

It would be highly desirable, however, to provide a treatment that combines the effects of anti-histamine treatments and steroid treatments, in a pharmaceutically acceptable formulation, which is tolerated in situ, without significantly disrupting the potency of the constituent pharmaceuticals.

We have now found that, very surprisingly, azelastine (4-[(4-Chlorophenyl)methyl]-2-(hexahydro-1-methyl-1H-azepin-4-yl)-1(2H)-phthalazinone), or a pharmaceutically acceptable salt, solvate or physiologically functional derivative thereof, preferably in salt form and even more preferably in the form of the hydrochloride salt, can advantageously be combined with a steroid, or a pharmaceutically acceptable salt, solvate or physiologically functional derivative thereof, to provide a stable, very effective combination product or formulation preferably for nasal or ocular treatment. The combination can provide, in a single administration or dosing regime, the antihistaminic properties of azelastine and the anti-

inflammatory (and / or other) properties of the steroid, without any significant interference between the two, or adverse reaction in situ.

In one aspect the invention provides a pharmaceutical formulation comprising azelastine or a pharmaceutically acceptable salt, solvate or physiologically functional derivative thereof, and a steroid, preferably a corticosteroid, or a pharmaceutically acceptable salt, solvate or physiologically functional derivative thereof, the formulation preferably being in a form suitable for administration nasally or ocularly.

The term "physiologically functional derivative" as used herein denotes a chemical derivative of any of the specific therapeutic agents described herein having the same or similar physiological function as the free base therapeutic agent and, for example, being convertible in the body thereto. According to the present invention, examples of physiologically functional derivatives include esters.

The preferred forms of formulations of the invention are nasal drops, eye drops, nasal sprays, nasal inhalation solutions or aerosols or insufflation powders.

Preferred embodiments of the invention can comprise stable aqueous solutions of azelastine or one or more of its salts, in combination with steroids which may be beclomethasone, mometasone, fluticasone, budesonide or cyclofenide, which can be used in the form of inhalation solution, pressurized aerosol, eye drops or nasal drops, and in a particular preferred embodiment, in the form of a spray (preferably a nasal spray). The spray can, for example, be formed by the use of a conventional spray-squeeze bottle or a pump vaporizer. In addition, it is also possible to use compressed gas aerosols. In a preferred embodiment, 0.03 to 3 mg of azelastine base and 0.05 to 0.15 mg of the steroid should be released per individual actuation.

The formulations preferably contain a preservative and/or stabilizer. These include, for example: ethylene diamine tetra-acetic acid (edetate) and its alkali salts (for example dialkali salts such as disodium salt, calcium salt, calcium-sodium salt), lower alkyl p-hydroxybenzoates, chlorhexidine (for example in the form of the acetate or gluconate) and phenyl mercury borate. Other suitable preservatives are: pharmaceutically useful quaternary ammonium compounds, for example cetylpyridinium chloride, tetradecyltrimethyl ammonium bromide, generally known as "cetrimide", benzyltrimethyl-[2-[2-[p-(1,1,3,3-tetramethyl-butyl)phenoxy]ethoxy]-ammonium chloride, generally known as "benzethonium chloride" and myristyl picolinium chloride. Each of these compounds may be used in a

concentration of 0.002 to 0.05%, for example 0.02% (weight/volume in liquid formulations, otherwise weight/weight). Preferred preservatives among the quaternary ammonium compounds are, however, alkylbenzyl dimethyl ammonium chloride and mixtures thereof, for example the compounds generally known as "benzalkonium chloride".

The total amount of preservatives in the formulations (solutions, ointments, etc.) is preferably from 0.001 to 0.10g, preferably 0.01g per 100ml of solution/suspension or 100g of formulation.

In the case of preservatives, the following amounts of individual substances can, for example, be used: thimerosal 0.002-0.02%; benzalkonium chloride 0.002 to 0.02% (in combination with thimerosal the amount of thimerosal is, for example =0.002 to 0.005%); chlorhexidine acetate or gluconate 0.01 to 0.02%; phenyl mercuric/nitrate, borate, acetate 0.002-0.004%; p-hydroxybenzoic acid ester (for example, a mixture of the methyl ester and propyl ester in the ratio 7:3): preferably 0.05-0.15, more preferably 0.1%.

The preservative used is preferably a combination of edetic acid (for example, as the disodium salt) and benzalkonium chloride. In this combination, the edetic acid is preferably used in a concentration of 0.05 to 0.1%, benzalkonium chloride preferably being used in a concentration of 0.005 to 0.05%, more preferably 0.01%.

In the case of solutions/suspensions reference is always made to percent by weight/volume, in the case of solid or semi-solid formulations to percent by weight/weight of the formulation.

Further auxiliary substances which may, for example, be used for the formulations of the invention are: polyvinyl pyrrolidone, sorbitan fatty acid esters such as sorbitan trioleate, polyethoxylated sorbitan fatty acid esters (for example polyethoxylated sorbitan trioleate), sorbimacrogol oleate, synthetic amphotensides (triton), ethylene oxide ethers of octylphenolformaldehyde condensation products, phosphatides such as lecithin, polyethoxylated fats, polyethoxylated oleotriglycerides and polyethoxylated fatty alcohols. In this context, polyethoxylated means that the relevant substances contain polyoxyethylene chains, the degree of polymerisation of which is generally between 2 to 40, in particular between 10 to 20. These substances are preferably used to improve the solubility of the azelastine component.

It is optionally possible to use additional isotonicization agents. Isotonicization agents which may, for example, be used are: saccharose, glucose, glycerine, sorbitol, 1,2-propylene

glycol and NaCl.

The isotonization agents adjust the osmotic pressure of the formulations to the same osmotic pressure as nasal secretion. For this purpose these substances are in each case to be used in such amount that, for example, in the case of a solution, a reduction in the freezing point of 0.50 to 0.56 degree C is attained in comparison to pure water.

In Example 1, it is possible to use instead of NaCl per 100 ml of solution, for example: Glucose 1H₂O 3.81g; saccharose 6.35g; glycerine 2.2g; 1,2-propylene glycol 1.617g; sorbitol 3.84g (in the case of mixtures of these substances correspondingly less may optionally be used).

Moreover, it is possible to add thickening agents to solutions according to the present invention to prevent the solution from flowing out of the nose too quickly and to give the solution a viscosity of about 1.5 to 3, preferably 2 mPa.

Such thickening agents may, for example, be: cellulose derivatives (for example cellulose ether) in which the cellulose-hydroxy groups are partially etherified with lower unsaturated aliphatic alcohols and/or lower unsaturated aliphatic oxyalcohols (for example methyl cellulose, carboxymethyl cellulose, hydroxypropylmethylcellulose), gelatin, polyvinylpyrrolidone, tragacanth, ethoxose (water soluble binding and thickening agents on the basis of ethyl cellulose), alginic acid, polyvinyl alcohol, polyacrylic acid, pectin and equivalent agents. Should these substances contain acid groups, the corresponding physiologically acceptable salts may also be used.

In the event of the use of hydroxypropyl cellulose, 0.1% by weight of the formulation, for example, is used for this purpose.

In the event of the use of Avicel RC 591 or CLII, 0.65-3.0% by weight of the formulation, for example, is used for the purpose.

It is also possible to add to the formulations buffer substances such as citric acid/sodium hydrogensulphate borate buffer, phosphates (sodium hydrogenorthophosphate, disodium hydrogenphosphate), trometamol or equivalent conventional buffers in order, for example, to adjust the formulations to a pH value of 3 to 7, preferably 4.5 to 6.5.

The amount of citric acid is, for example, 0.01 to 0.14g, preferably 0.04 to 0.05g, the amount of disodium hydrogenphosphate 0.1 to 0.5g, preferably 0.2 to 0.3g per 100 ml of solution. The weights given relate in each case to the anhydrous substances.

In the case of solutions and suspensions, the maximum total concentration of active agent and buffer is preferably less than 5%, in particular less than 2% (weight/volume).

For the nasal application, a solution or suspension can preferably be used which is applied as an aerosol, i.e. in the form of a fine dispersion in air or in another conventional carrier gas, for example by means of a conventional pump vaporizer.

Application as a dosage aerosol is, however, also possible. Dosage aerosols are defined as being pressure packings which contain the azelastine or its salts in combination with steroid, in the form of a solution or suspension in a so-called propellant. The propellant may be a pressurized liquid chlorinated, fluorinated hydrocarbon or mixtures of various chlorinated, fluorinated hydrocarbons as well as propane, butane, isobutene or mixtures of these among themselves or with chlorinated, fluorinated hydrocarbons which are gaseous at atmospheric pressure and room temperature. Hydrofluorocarbons (HFCs), such as HFC 134a, and HFC 227a can also be used, and are preferred for environmental reasons. The pressure packing has a dosage or metering valve which, on actuation, releases a defined amount of the solution or suspension of the medicament. The subsequent very sudden vaporization of the propellant tears the solution or suspension of azelastine into the finest droplets or minute particles which can be sprayed in the nose or which are available for inspiration into the nose. Certain plastic applicators may be used to actuate the valve and to convey the sprayed suspension into the nose.

In the case of application as an aerosol, it is also possible to use a conventional adapter.

Particularly preferred embodiments of the present invention are hereinafter described and it will of course be appreciated that any of the previous description of suitable ingredients and formulation characteristics can also be applicable to the following products and formulations as provided by the present invention.

It will be appreciated, therefore, that the present invention further provides a pharmaceutical product comprising (i) azelastine, or a pharmaceutically acceptable salt, solvate or physiologically functional derivative thereof, provided in an aerosol formulation preferably together with a propellant typically suitable for MDI delivery, and (ii) at least one steroid, or a pharmaceutically acceptable salt, solvate or physiologically functional derivative thereof, provided in an aerosol formulation preferably together with a propellant typically suitable for MDI delivery, as a combined preparation for simultaneous, separate or sequential

use in the treatment of conditions for which administration of one or more anti-histamine and /or one or more steroid is indicated.

The present invention also provides an aerosol formulation preferably suitable for MDI delivery comprising (i) azelastine, or a pharmaceutically acceptable salt, solvate or physiologically functional derivative thereof, and (ii) at least one steroid, or a pharmaceutically acceptable salt, solvate or physiologically functional derivative thereof, together with a propellant.

It will also be appreciated from the above, that the respective therapeutic agents of the combined preparation can be administered simultaneously, either in the same or different pharmaceutical formulations, or separately or sequentially. If there is separate or sequential administration, it will also be appreciated that the subsequently administered therapeutic agents should be administered to a patient within a time scale so as to achieve, or more particularly optimise, the above referred to advantageous synergistic therapeutic effect of a combined preparation as present in a pharmaceutical product according to the present invention.

Suitable propellants for use in pharmaceutical products of formulations as provided by the present invention include 1,1,1,2-tetrafluoroethane (HFA 134a) or 1,1,1,2,3,3,3,-heptafluoropropane (HFA 227), or a combination of both, or mono-fluoro trichloromethane and dichloro difluoromethane, in particular 1,1,1,2-tetrafluoroethane (HFA 134a) or 1,1,1,2,3,3,3-heptafluoropropane (HFA 227), with HFA 134a being preferred.

A pharmaceutical aerosol formulation according to the present invention preferably further comprises a polar cosolvent such as C₂₋₆ aliphatic alcohols and polyols, for example ethanol, isopropanol and propylene glycol, with ethanol often being preferred. Preferably, the concentration of the cosolvent is in the range of about 2 to 10% by weight, typically up to about 5%, of the total formulation.

A pharmaceutical aerosol formulation according to the present invention may further comprise one or more surfactants. Such surfactants can be included to stabilise the formulations and for lubrication of a valve system. Some of the most commonly used surfactants in aerosol formulations are oils derived from natural sources, such as corn oil, olive oil, cottonseed oil and sunflower seed oil, and also phospholipids. Suitable surfactants can include lecithin, oleic acid or sorbitan oleate.

A further preferred embodiment of the present invention can be where a formulation

or product is provided in the form of insufflatable powder, where preferably the maximum particle size of the substance suitably does not exceed $10\mu\text{m}$. Azelastine or its salts and the steroid may be mixed with inert carrier substances or drawn up onto inert carrier substances. Carrier substances which may, for example, be used are: sugars such as glucose, saccharose, lactose and fructose. Also starches or starch derivatives, oligosaccharides such as dextrans, cyclodextrins and their derivatives, polyvinylpyrrolidone, alginic acid, tylose, silicic acid, cellulose, cellulose derivatives (for example cellulose ether), sugar alcohols such as mannitol or sorbitol, calcium carbonate, calcium phosphate, etc.

In one embodiment, the therapeutic agents employed have a particle size of less than about $10\mu\text{m}$, preferably less than $5\mu\text{m}$.

The use of insufflation powders can represent a preferred embodiment of the present invention and there is provided by the present invention a pharmaceutical product comprising (i) azelastine, or a pharmaceutically acceptable salt, solvate or physiologically functional derivative thereof, provided as an insufflation powder, and (ii) at least one steroid, or a pharmaceutically acceptable salt, solvate or physiologically functional derivative thereof, provided as an insufflation powder, as a combined preparation for simultaneous, separate or sequential use in the treatment of conditions for which administration of one or more anti-histamine and / or one or more steroid is indicated.

It will be appreciated from the above, that the respective therapeutic agents of the combined preparation can be administered simultaneously, either in the same or different insufflation powder formulations, or separately or sequentially. If there is separate or sequential administration as discussed above, it will also be appreciated that the subsequently administered therapeutic agents should be administered to a patient within a time scale so as to achieve, or more particularly optimise, the above referred to advantageous synergistic therapeutic effect of a combined preparation as present in a pharmaceutical product according to the present invention.

The present invention also provides an insufflation powder formulation comprising (i) azelastine, or a pharmaceutically acceptable salt, solvate or physiologically functional derivative thereof, and (ii) at least one steroid, or a pharmaceutically acceptable salt, solvate or physiologically functional derivative thereof, together with a pharmaceutically acceptable carrier or excipient therefor.

Dry insufflation powder formulations as provided by the present invention can be

beneficial where it is required that therapeutic agents as employed according to the present invention are retained in the nasal cavity, and systemic side effects can be minimised or eliminated. Furthermore, insufflation powder formulations as employed in the present invention can be beneficial whereby retention of azelastine, or a pharmaceutically acceptable salt, solvate or physiologically functional derivative thereof, at the nasal mucosa is improved, and the bitter aftertaste associated with liquid antihistamine formulations significantly reduced, whilst also exhibiting the synergistic therapeutic effect associated with the azelastine / steroid combinations provided by the present invention. By providing a dry insufflation powder formulation of azelastine, together with a steroid, having an average particle size of less than about 10 μm , the therapeutic agents can be restricted primarily to the desired target organ, the nasal mucosa.

A dry powder insufflation formulation according to the present invention can be administered by the use of an insufflator, which can produce a finely divided cloud of the dry powder. The insufflator preferably is provided with means to ensure administration of a substantially pre-determined amount of a formulation or product as provided by the present invention. The powder may be used directly with an insufflator which is provided with a bottle or container for the powder, or the powder may be filled into a capsule or cartridge, such as a gelatin capsule, or other single dose device adapted for administration. The insufflator preferably has means to open the capsule or other dose device.

Preferred combinations of therapeutic agents employed in pharmaceutical products and formulations according to the present invention (in particular nasal sprays or drops, aerosol or insufflation products and formulations as described above) comprise any one of the following combinations.

The present invention further provides, therefore, a pharmaceutical product comprising (i) azelastine, or a pharmaceutically acceptable salt thereof, and (ii) at least one steroid selected from the group consisting of beclomethasone, fluticasone, mometasone and pharmaceutically acceptable esters thereof, as a combined preparation for simultaneous, separate or sequential use in the treatment of conditions for which administration of one or more anti-histamine and / or one or more steroid is indicated. Suitably the esters can be selected from beclomethasone dipropionate, fluticasone propionate, fluticasone valerate, mometasone furoate and mometasone furoate monohydrate.

The present invention also provides a pharmaceutical formulation comprising (i) azelastine, or a pharmaceutically acceptable salt thereof, and (ii) at least one steroid selected from the group consisting of beclomethasone, fluticasone, mometasone and pharmaceutically acceptable esters thereof, together with a pharmaceutically acceptable carrier or excipient therefor. Suitably the esters can be selected from beclomethasone dipropionate, fluticasone propionate, fluticasone valerate, mometasone furoate and mometasone furoate monohydrate.

In the case of a nasal spray, a particularly preferred formulation as provided by the present invention is a nasal spray comprising azelastine, or a pharmaceutically acceptable salt thereof (preferably azelastine hydrochloride), together with mometasone either as the free base or in ester form, preferably as mometasone furoate.

Specific combinations of therapeutic agents employed in pharmaceutical products and formulations according to the present invention comprise any one of the following combinations:

- azelastine hydrochloride and beclomethasone dipropionate;
- azelastine hydrochloride and fluticasone propionate;
- azelastine hydrochloride and fluticasone valerate;
- azelastine hydrochloride and mometasone furoate; and
- azelastine hydrochloride and mometasone furoate monohydrate.

There is also provided by the present invention a method for the prophylaxis or treatment in a mammal, such as a human, of conditions for which administration of one or more anti-histamine and / or one or more steroid is indicated, which method comprises administration of a therapeutically effective amount of a pharmaceutical product substantially as hereinbefore described, as a combined preparation for simultaneous, separate or sequential use in the treatment of such conditions.

The present invention also provides a method for the prophylaxis or treatment in a mammal, such as a human, of conditions for which administration of one or more anti-histamine and / or one or more steroid is indicated, which method comprises administration of a therapeutically effective amount of a pharmaceutical formulation substantially as hereinbefore described.

There is also provided by the present invention for use in the manufacture of a medicament for the prophylaxis or treatment in a mammal, such as a human, of conditions for which administration of one or more anti-histamine and / or one or more steroid is indicated,

a pharmaceutical product, as a combined preparation for simultaneous, separate or sequential use in the treatment of such conditions.

There is further provided by the present invention, therefore, a process of preparing a pharmaceutical product substantially as hereinbefore described, which process comprises providing as a combined preparation for simultaneous, separate or sequential use in the treatment of conditions for which administration of one or more anti-histamine and / or one or more steroid is indicated: (i) azelastine, or a pharmaceutically acceptable salt, solvate or physiologically functional derivative thereof, and (ii) at least one steroid, or a pharmaceutically acceptable salt, solvate or physiologically functional derivative thereof.

The present invention also provides a process of preparing a pharmaceutical formulation substantially as hereinbefore described, which process comprises admixing a pharmaceutically acceptable carrier or excipient with: (i) azelastine, or a pharmaceutically acceptable salt, solvate or physiologically functional derivative thereof, and (ii) at least one steroid, or a pharmaceutically acceptable salt, solvate or physiologically functional derivative thereof. Preferably pharmaceutical formulations according to the present invention can comprise insufflation powder formulations, nasal sprays, nasal inhalation solutions or aerosols substantially as hereinbefore described.

The present invention is now illustrated by the following Examples, which do not limit the scope of the invention in any way. In Examples where only the ingredients of formulations according to the present invention are listed, these formulations are prepared by techniques well known in the art.

Example 1

Nasal spray or nasal drops with 0.1% azelastine hydrochloride as active ingredient and steroid 0.1%

Sr. No	Ingredients	Quantity %w/v
1.	Azelastine hydrochloride	0.1%
2.	Steroid	0.1%
3.	Disodium edetate	0.005%

4.	Sodium chloride	0.9%
5.	Benzalkonium chloride	0.001%
6.	Avicel RC 591	1.2%
7.	Citric acid monohydrate	0.2%
8.	Disodium hydrogen phosphate dodecahydrate	0.1%
9.	Purified water	

Example 2

Dosage aerosol giving off 0.5 mg of azelastine hydrochloride and 50 micrograms of beclomethasone dipropionate freon solvate per stroke.

About 8.0 kg of a mixture of 70 parts by weight of difluorodichloromethane and 30 parts by weight of 1,2-dichlorotetrafluoroethane are cooled to about -55 degree C in an appropriate cooling vessel. A mixture of 0.086 kg of pre-cooled sorbitantriolate and 0.8600 kg of pre-cooled trichlorofluoromethane are dissolved with stirring into the mixture at -55 degrees C, 0.0688 kg of micronized azelastine hydrochloride, 0.00688 kg of beclomethasone dipropionate freon solvate and 0.0688 kg of micronized lactose are then incorporated in portions into the solution thereby obtained with intensive stirring. The total weight of the suspension thereby obtained is made up to 9.547 kg through addition of more of the mixture of 70 parts by weight of difluorodichloromethane and 30 parts by weight of 1,2-dichlorotetrafluoroethane cooled to about -55 degree C.

Following closure of the cooling vessel the suspension is again cooled to about -55 degrees C under intensive stirring. It is then ready to be filled.

Example 3

Nasal spray or nasal drops with Azelastine and steroid*

Sr. No.	Ingredients	Quantity (% w/w)
	Azelastine Hydrochloride	0.10

	Fluticasone propionate	0.0357
	Glycerin	2.60
	Avicel RC 591	1.35
	Polysorbate 80	0.025
	Benzalkonium chloride	0.01
	Phenyl ethyl alcohol	0.25
	Purified water	q. s.

*Each spray delivers Azelastine Hydrochloride (140 mcg) and Fluticasone propionate (50 mcg).

Example 4

Nasal spray or nasal drops with Azelastine and steroid*

Sr. No.	Ingredients	Quantity (% w/w)
	Azelastine Hydrochloride	0.10
	Fluticasone valerate	0.0357
	Glycerin	2.60
	Avicel RC 591	1.20
	Polysorbate 80	0.030
	Benzalkonium chloride	0.01
	Phenyl ethyl alcohol	0.25
	Purified water	q. s.

*Each spray delivers Azelastine Hydrochloride (140 mcg) and Fluticasone valerate (50 mcg).

Example 5

Nasal spray or nasal drops with Azelastine and steroid*

Sr. No.	Ingredients	Quantity (% w/w)
	Azelastine Hydrochloride	0.10
	Fluticasone propionate	0.0714
	Glycerin	2.60
	Avicel RC 581	1.35
	Polysorbate 80	0.025
	Benzalkonium chloride	0.01
	Phenyl ethyl alcohol	0.25
	Purified water	q. s.

*Each spray delivers Azelastine Hydrochloride (140 mcg) and Fluticasone propionate (50 mcg).

Example 6

Nasal spray or nasal drops with Azelastine and steroid

Sr. No.	Ingredients	Quantity (% w/w)
	Azelastine Hydrochloride	0.10
	Mometasone Furoate	0.05173
	Glycerin	2.30
	Disodium edetate	0.005
	Polysorbate 80	0.0125
	Avicel RC 581	1.35
	Benzalkonium chloride	0.01
	Citric acid monohydrate	0.20
	Disodium hydrogen phosphate	0.10

	dodecahydrate	
	Purified water	q. s.

Example 7

Nasal spray or nasal drops with Azelastine and steroid*

Sr. No.	Ingredients	Quantity (% w/w)
	Azelastine Hydrochloride	0.10
	Mometasone Furoate monohydrate	0.05173
	Glycerin	2.60
	Avicel CL 611	2.295
	Polysorbate 80	0.0125
	Benzalkonium chloride	0.01
	Phenyl ethyl alcohol	0.25
	Purified water	q. s.

*Each spray delivers Azelastine Hydrochloride (140 mcg) and Mometasone furoate (50 mcg).

Example 8

Nasal MDI with Azelastine and steroid

Sr. No.	Ingredients	Quantity in mcg
	Azelastine Hydrochloride	140
	Mometasone Furoate monohydrate	50
	HFA 134a	q.s.
	Lecithin	0.1%
	Alcohol	(up to 5%)

Example 9

Nasal MDI with Azelastine and steroid

Sr. No.	Ingredients	Quantity in mcg
	Azelastine Hydrochloride	140
	Fluticasone propionate	50
	HFA 134a	q.s.
	Sorbitan trioleate	0.1%
	Alcohol	(up to 5%)

Example 10

Nasal MDI with Azelastine and steroid

Sr. No.	Ingredients	Quantity in mcg
	Azelastine Hydrochloride	140
	Fluticasone propionate	100
	HFA 134a	q.s.
	Oleic acid	0.1%

Example 11

Nasal MDI with Azelastine and steroid

Sr. No.	Ingredients	Quantity in mcg
	Azelastine Hydrochloride	140
	Fluticasone Valerate	50
	HFA 134a	q.s.
	Alcohol	(up to 5%)

Insufflatable powders containing Azelastine and Steroid:

Example 12

Sr. No.	Ingredients	Quantity (% w/w)
	Azelastine Hydrochloride (Micronized)	140 mcg
	Fluticasone propionate	50 mcg
	Lactose	q.s. (up to 25 mcg)

Example 13

Sr. No.	Ingredients	Quantity (% w/w)
	Azelastine Hydrochloride (Micronized)	140 mcg
	Fluticasone propionate	100 mcg
	Mannitol	q.s. (up to 30 mcg)

Example 14

Sr. No.	Ingredients	Quantity (% w/w)
	Azelastine Hydrochloride (Micronized)	140 mcg
	Fluticasone propionate	250 mcg
	Lactose	q.s. (up to 30 mcg)

CLAIMS:

- 1 A pharmaceutical formulation which comprises azelastine, or a pharmaceutically acceptable salt, solvate or physiologically functional derivative thereof, and a steroid, or a pharmaceutically acceptable salt, solvate or physiologically functional derivative thereof, preferably the formulation being in a form suitable for nasal or ocular administration.
- 2 A pharmaceutical formulation according to claim 1, wherein said azelastine is present as azelastine hydrochloride.
- 3 A formulation according to claim 1 or 2, wherein the steroid is beclomethasone or a pharmaceutically acceptable ester thereof, mometasone or a pharmaceutically acceptable ester thereof, fluticasone or a pharmaceutically acceptable ester thereof, budesonide or cyclofenide, in any chiral form or mixture.
- 4 A formulation according to claim 3, wherein the steroid is beclomethasone propionate, mometasone furoate, mometasone furoate monohydrate, fluticasone propionate or fluticasone valerate.
- 5 A formulation according to any of claims 1 to 4, which contains the steroid in an amount from about 50 micrograms/ml to about 5 mg/ml of the formulation.
- 6 A formulation according to any of claims 1 to 5, wherein the formulation has a particle size of less than about 10 μm , preferably less than 5 μm .
- 7 A formulation according to any of claims 1 to 6, which is a suspension containing 0.0005 to 2% (weight/weight of the formulation) of azelastine or a pharmaceutically acceptable salt of azelastine, and from 0.5 to 1.5% (weight/weight of the formulation) of said steroid.
- 8 A formulation according to claim 7, which contains from 0.001 to 1% (weight/weight of the formulation) azelastine, or salt thereof, and from 0.5% to 1.5% (weight/weight of the

formulation) steroid.

- 9 A formulation according to any of claims 1 to 8, which also contains a surfactant.
- 10 A formulation according to claim 9, wherein the surfactant comprises a polysorbate or poloxamer surfactant.
- 11 A formulation according to claim 9 or 10, which contains from about 50 micrograms to about 1 milligram of surfactant per ml of the formulation.
- 12 A formulation according to any of claims 1 to 11, which also contains an isotonic agent.
- 13 A formulation according to claim 12, wherein the isotonic agent comprises sodium chloride, saccharose, glucose, glycerine, sorbitol or 1,2-propylene glycol.
- 14 A formulation according to any of claims 1 to 13, which also contains at least one of a buffer, a preservative and a suspending or thickening agent.
- 15 A formulation according to claim 14, wherein said preservative is selected from edetic acid and its alkali salts, lower alkyl p-hydroxybenzoates, chlorhexidine, phenyl mercury borate, or benzoic acid or a salt, a quaternary ammonium compound, or sorbic acid or a salt thereof.
- 16 A formulation according to claim 14 or 15, wherein the suspending agent or thickening agent is selected from cellulose derivatives, gelatin, polyvinylpyrrolidone, tragacanth, ethoxose (water soluble binding and thickening agents on the basis of ethyl cellulose), alginic acid, polyvinyl alcohol, polyacrylic acid, or pectin.
- 17 A formulation according to any of claims 14, 15 or 16, wherein the buffer comprises a citric acid-citrate buffer.

- 18 A formulation according to any of claims 14, 15, 16 or 17, wherein the buffer maintains the pH of the aqueous phase at from 3 to 7, preferably 4.5 to about 6.5.
- 19 A formulation according to any of claims 1 to 18, which is an aqueous suspension or solution.
- 20 A formulation according to claim 19, which is in the form of an aerosol, an ointment, eye drops, nasal drops, a nasal spray or an inhalation solution.
- 21 A formulation according to claim 20, which is in the form of nasal drops or nasal spray.
- 22 A formulation according to claim 20, which is in the form of an aerosol.
- 23 A pressure packing having a dosage or metering valve, which contains a formulation according to claim 22.
- 24 A MDI which includes a pressure packing according to claim 23.
- 25 A formulation according to any of claims 1 to 19, which is in the form of an insufflation powder.
- 26 A pharmaceutical product comprising (i) azelastine, or a pharmaceutically acceptable salt, solvate or physiologically functional derivative thereof, provided in an aerosol formulation preferably together with a propellant typically suitable for MDI delivery, and (ii) at least one steroid, or a pharmaceutically acceptable salt, solvate or physiologically functional derivative thereof, provided in an aerosol formulation preferably together with a propellant typically suitable for MDI delivery, as a combined preparation for simultaneous, separate or sequential use in the treatment of conditions for which administration of one or more anti-histamine and / or one or more steroid is indicated.

27 An aerosol formulation preferably suitable for MDI delivery comprising (i) azelastine, or a pharmaceutically acceptable salt, solvate or physiologically functional derivative thereof, and (ii) at least one steroid, or a pharmaceutically acceptable salt, solvate or physiologically functional derivative thereof, together with a propellant.

28 A pharmaceutical product comprising (i) azelastine, or a pharmaceutically acceptable salt, solvate or physiologically functional derivative thereof, provided as an insufflation powder, and (ii) at least one steroid, or a pharmaceutically acceptable salt, solvate or physiologically functional derivative thereof, provided as an insufflation powder, as a combined preparation for simultaneous, separate or sequential use in the treatment of conditions for which administration of one or more anti-histamine and / or one or more steroid is indicated.

29 An insufflation powder formulation comprising (i) azelastine, or a pharmaceutically acceptable salt, solvate or physiologically functional derivative thereof, and (ii) at least one steroid, or a pharmaceutically acceptable salt, solvate or physiologically functional derivative thereof, together with a pharmaceutically acceptable carrier or excipient therefor.

30 A pharmaceutical product comprising (i) azelastine, or a pharmaceutically acceptable salt thereof, and (ii) at least one steroid selected from the group consisting of beclomethasone, fluticasone, mometasone and pharmaceutically acceptable esters thereof, as a combined preparation for simultaneous, separate or sequential use in the treatment of conditions for which administration of one or more anti-histamine and / or one or more steroid is indicated.

31 A pharmaceutical formulation comprising (i) azelastine, or a pharmaceutically acceptable salt thereof, and (ii) at least one steroid selected from the group consisting of beclomethasone, fluticasone, mometasone and pharmaceutically acceptable esters thereof, together with a pharmaceutically acceptable carrier or excipient therefor.

- 32 A nasal spray comprising azelastine, or a pharmaceutically acceptable salt thereof, together with mometasone either as mometasone free base or as mometasone furoate, and a pharmaceutically acceptable carrier or excipient therefor.
- 33 A pharmaceutical product comprising azelastine hydrochloride and beclomethasone dipropionate, as a combined preparation for simultaneous, separate or sequential use in the treatment of conditions for which administration of one or more anti-histamine and / or one or more steroid is indicated.
- 34 A pharmaceutical formulation comprising azelastine hydrochloride and beclomethasone dipropionate, together with a pharmaceutically acceptable carrier or excipient therefor.
- 35 A pharmaceutical product comprising azelastine hydrochloride and fluticasone propionate, as a combined preparation for simultaneous, separate or sequential use in the treatment of conditions for which administration of one or more anti-histamine and / or one or more steroid is indicated.
- 36 A pharmaceutical formulation comprising azelastine hydrochloride and fluticasone propionate, together with a pharmaceutically acceptable carrier or excipient therefor.
- 37 A pharmaceutical product comprising azelastine hydrochloride and fluticasone valerate, as a combined preparation for simultaneous, separate or sequential use in the treatment of conditions for which administration of one or more anti-histamine and / or one or more steroid is indicated.
- 38 A pharmaceutical formulation comprising azelastine hydrochloride and fluticasone valerate, together with a pharmaceutically acceptable carrier or excipient therefor.
- 39 A pharmaceutical product comprising azelastine hydrochloride and mometasone furoate, as a combined preparation for simultaneous, separate or sequential use in the

treatment of conditions for which administration of one or more anti-histamine and / or one or more steroid is indicated.

40 A pharmaceutical formulation comprising azelastine hydrochloride and mometasone furoate, together with a pharmaceutically acceptable carrier or excipient therefor.

41 A pharmaceutical product comprising azelastine hydrochloride and mometasone furoate monohydrate, as a combined preparation for simultaneous, separate or sequential use in the treatment of conditions for which administration of one or more anti-histamine and / or one or more steroid is indicated.

42 A pharmaceutical formulation comprising azelastine hydrochloride and mometasone furoate monohydrate, together with a pharmaceutically acceptable carrier or excipient therefor.

43 A pharmaceutical formulation substantially as herein described in any of the Examples.

44 A process of preparing a pharmaceutical product according to any of claims 26, 28, 30, 33, 35, 37, 39 or 41, which process comprises providing (i) azelastine, or a pharmaceutically acceptable salt, solvate or physiologically functional derivative thereof, and (ii) at least one steroid, or a pharmaceutically acceptable salt, solvate or physiologically functional derivative thereof, as a combined preparation for simultaneous, separate or sequential use in the treatment of conditions for which administration of one or more anti-histamine and / or one or more steroid is indicated.

45 A process of preparing a pharmaceutical formulation according to any of claims 1 to 22, 27, 29, 31, 32, 34, 36, 38, 40, 42 or 43, which process comprises admixing a pharmaceutically acceptable carrier or excipient with azelastine, or a pharmaceutically acceptable salt, solvate or physiologically functional derivative thereof, and at least one steroid, or a pharmaceutically acceptable salt, solvate or physiologically functional derivative thereof.

46 A method for the prophylaxis or treatment in a mammal, such as a human, of conditions for which administration of one or more anti-histamine and / or one or more steroid is indicated, which method comprises administration of a therapeutically effective amount of a pharmaceutical product according to any of claims 26, 28, 30, 33, 35, 37, 39 or 41, as a combined preparation for simultaneous, separate or sequential use in the treatment of such conditions.

47 A method for the prophylaxis or treatment in a mammal, such as a human, of conditions for which administration of one or more anti-histamine and / or one or more steroid is indicated, which method comprises administration of a therapeutically effective amount of a pharmaceutical formulation according to any of claims 1 to 22, 27, 29, 31, 32, 34, 36, 38, 40, 42 or 43.

48 For use in the manufacture of a medicament for the prophylaxis or treatment in a mammal, such as a human, of conditions for which administration of one or more anti-histamine and / or one or more steroid is indicated, a pharmaceutical product according to any of claims 26, 28, 30, 33, 35, 37, 39 or 41, as a combined preparation for simultaneous, separate or sequential use in the treatment of such conditions.

49 A method of treating irritation or disorders of the nose or eye which comprises applying either directly to nasal tissues or to the conjunctival sac of the eyes, as appropriate, a pharmaceutical product according to any of claims 26, 28, 30, 33, 35, 37, 39 or 41, or a pharmaceutical formulation according to any of claims 1 to 22, 27, 29, 31, 32, 34, 36, 38, 40, 42 or 43.

50 A method of treating airway disorders, comprising administering by nebulization to surfaces of the airway a treatment-effective amount of a product or formulation as defined in the preceding claims.

INTERNATIONAL SEARCH REPORT

Internal application No
PCT/GB 03/02557

A. CLASSIFICATION OF SUBJECT MATTER

IPC 7 A61K31/55 A61K31/56 A61K31/57 A61K31/58 A61K9/00
A61P37/08 A61P27/14 A61P11/06 //(A61K31/56, 31:55),
(A61K31/57, 31:55), (A61K31/58, 31:55)

According to International Patent Classification (IPC) or to both national classification and IPC

B. FIELDS SEARCHED

Minimum documentation searched (classification system followed by classification symbols)
IPC 7 A61K A61P

Documentation searched other than minimum documentation to the extent that such documents are included in the fields searched

Electronic data base consulted during the international search (name of data base and, where practical, search terms used)

EPO-Internal, MEDLINE, WPI Data, PAJ, BIOSIS, EMBASE, CHEM ABS Data

C. DOCUMENTS CONSIDERED TO BE RELEVANT

Category *	Citation of document, with indication, where appropriate, of the relevant passages	Relevant to claim No.
X	WO 97 01337 A (MCNEIL PPC INC) 16 January 1997 (1997-01-16) page 2, line 8 -page 8, line 25	1-50
X	EP 0 780 127 A (PROCTER & GAMBLE) 25 June 1997 (1997-06-25) page 2, line 34 -page 5, line 30; example 3	1-50
	-/-	

Further documents are listed in the continuation of box C.

Patent family members are listed in annex.

* Special categories of cited documents:

- *A* document defining the general state of the art which is not considered to be of particular relevance
- *E* earlier document but published on or after the international filing date
- *L* document which may throw doubts on priority claim(s) or which is cited to establish the publication date of another citation or other special reason (as specified)
- *O* document referring to an oral disclosure, use, exhibition or other means
- *P* document published prior to the international filing date but later than the priority date claimed

- *T* later document published after the international filing date or priority date and not in conflict with the application but cited to understand the principle or theory underlying the invention
- *X* document of particular relevance; the claimed invention cannot be considered novel or cannot be considered to involve an inventive step when the document is taken alone
- *Y* document of particular relevance; the claimed invention cannot be considered to involve an inventive step when the document is combined with one or more other such documents, such combination being obvious to a person skilled in the art.
- *Z* document member of the same patent family

Date of the actual completion of the international search

1 September 2003

Date of mailing of the international search report

17/09/2003

Name and mailing address of the ISA

European Patent Office, P.B. 5818 Patentlaan 2
NL - 2280 HV Rijswijk
Tel. (+31-70) 340-2040, Tx. 31 551 epo nl,
Fax (+31-70) 340-3016

Authorized officer

Vandenbogaerde, A

INTERNATIONAL SEARCH REPORT

International Application No
PCT/GB 03/02557

C.(Continuation) DOCUMENTS CONSIDERED TO BE RELEVANT		
Category *	Citation of document, with indication, where appropriate, of the relevant passages	Relevant to claim No.
X	<p>DATABASE MEDLINE 'Online! US NATIONAL LIBRARY OF MEDICINE (NLM), BETHESDA, MD, US; 2000 PORTMANN D ET AL: "'Acceptability of local treatment of allergic rhinitis with a combination of a corticoid (beclomethasone) and an antihistaminic (azelastine)!" Database accession no. NLM11233712 XP002252974 abstract & REVUE DE LARYNGOLOGIE - OTOLOGIE - RHINOLOGIE. FRANCE 2000, vol. 121, no. 4, 2000, pages 273-279, ISSN: 0035-1334</p>	1-50
X	<p>BUSSE W W ET AL: "CORTICOSTEROID-SPARING EFFECT OF AZELASTINE IN THE MANAGEMENT OF BRONCHIAL ASTHMA" AMERICAN JOURNAL OF RESPIRATORY AND CRITICAL CARE MEDICINE, AMERICAN LUNG ASSOCIATION, NEW YORK, NY, US, vol. 153, no. 1, 1996, pages 122-127, XP000604179 ISSN: 1073-449X page 127, column 1, paragraph 2</p>	1-50

Form PCT/ISA/210 (continuation of second sheet) (July 1992)

INTERNATIONAL SEARCH REPORT

Internal	Application No
PCT/GB 03/02557	

Parent document cited in search report		Publication date		Patent family member(s)	Publication date
WO 9701337	A	16-01-1997	AU WO	6392496 A 9701337 A1	30-01-1997 16-01-1997
EP 0780127	A	25-06-1997	EP	0780127 A1	25-06-1997

Form PCT/ISA/210 (patent family annex) (July 1992)

PATENT APPLICATION FEE DETERMINATION RECORD
Effective December 8, 2004

Application or Docket Number

10/518016

CLAIMS AS FILED - PART I

	(Column 1)	(Column 2)
U.S. NATIONAL STAGE FEES		
BASIC FEE	SMALL ENT. = \$ 150	LARGE ENT. = \$ 300
EXAMINATION FEE	Satisfies PCT Article 33(1)-(4) = \$ 50 / \$ 100	All other situations = \$ 100 / \$ 200
SEARCH FEE	U.S. is ISA = \$ 50 / \$ 100 All other countries = \$ 200 / \$ 400	All other situations = \$ 250 / \$ 500
FEE FOR EXTRA SPEC. PGS.	minus 100 =	150 =
TOTAL CHARGEABLE CLAIMS	51 minus 20 =	31
INDEPENDENT CLAIMS	3 minus 3 =	
MULTIPLE DEPENDENT CLAIM PRESENT	<input type="checkbox"/>	

SMALL ENTITY TYPE OR

OTHER THAN SMALL ENTITY

RATE	FEE
BASIC FEE	
EXAM. FEE	
SEARCH FEE	
X \$ 125 =	
X \$ 25 =	
X \$ 100 =	
+\$ 180 =	
TOTAL	

RATE	FEE
BASIC FEE	300
EXAM. FEE	200
SEARCH FEE	400
X \$ 250 =	
X \$ 50 =	1550
X \$ 200 =	
+\$ 360 =	
TOTAL	3450

* If the difference in column 1 is less than zero, enter "0" in column 2

CLAIMS AS AMENDED - PART II

12-14-04

	(Column 1)	(Column 2)	(Column 3)
AMENDMENT A	CLAIMS REMAINING AFTER AMENDMENT	HIGHEST NUMBER PREVIOUSLY PAID FOR	PRESENT EXTRA
Total	* 51 Minus	** 51 =	1
Independent	* 3 Minus	*** 3 =	1
FIRST PRESENTATION OF MULTIPLE DEPENDENT CLAIM <input type="checkbox"/>			

SMALL ENTITY OR

OTHER THAN SMALL ENTITY

RATE	ADDITIONAL FEE
X \$ 25 =	
X \$ 100 =	
+\$ 180 =	
TOTAL ADDIT. FEE	

RATE	ADDITIONAL FEE
X \$ 50 =	
X \$ 200 =	
+\$ 360 =	
TOTAL ADDIT. FEE	

1, 28, 29

	(Column 1)	(Column 2)	(Column 3)
AMENDMENT B	CLAIMS REMAINING AFTER AMENDMENT	HIGHEST NUMBER PREVIOUSLY PAID FOR	PRESENT EXTRA
Total	* Minus	** =	
Independent	* Minus	*** =	
FIRST PRESENTATION OF MULTIPLE DEPENDENT CLAIM <input type="checkbox"/>			

RATE	ADDITIONAL FEE
X \$ 25 =	
X \$ 100 =	
+\$ 180 =	
TOTAL ADDIT. FEE	

RATE	ADDITIONAL FEE
X \$ 50 =	
X \$ 200 =	
+\$ 360 =	
TOTAL ADDIT. FEE	

* If the entry in column 1 is less than the entry in column 2, write "0" in column 3.

** If the "Highest Number Previously Paid For" IN THIS SPACE is less than "20", enter "20".

*** If the "Highest Number Previously Paid For" IN THIS SPACE is less than "3", enter "3".

The "Highest Number Previously Paid For" (Total or Independent) is the highest number found in the appropriate box in column 1.