

(Print Clearly - Use permanent ink pen)

Related work continued from notebook no. _____

Notebook No. 4031

Was issued to SWOIRK EL20100011 CMPD 184
(Print) Last Name, First Name Initial

[Signature]
Signature

issued by Kara Richardson
(Print) Name

Kara Richardson
Signature

on 4/12/10

(Upon completion, fill in the following information)

No further entries after: 10/19/10
Month Day Year

Received for storage on: 10/19/10
Month Day Year

Received by Kara Richardson
(Print) Name

Kara Richardson
Signature

Related work continued in notebook no. _____

Balance # 6

Sodium acetate - 119209, Aldrich, 7/31/11
acetic acid - 190027, EMD, 1/6/14
H₂O - 228610, water, 1/31/11

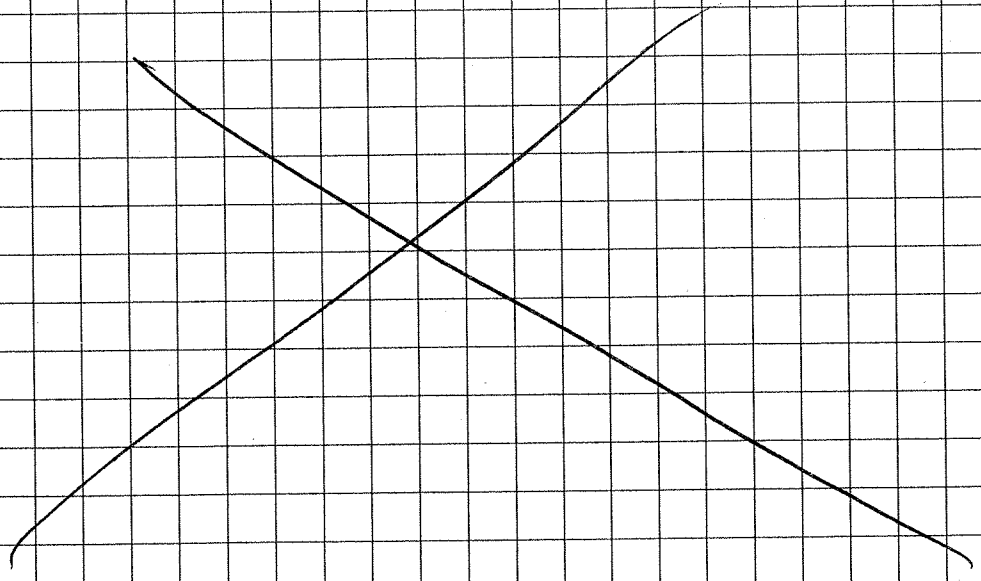
To make 2L of pH 5 Sodium Acetate/acetic acid buffer

$$1.4 \text{ L} \left| \begin{array}{l} 0.2 \text{ mol} \\ \text{L} \end{array} \right. \text{ sodium acetate} \left| \begin{array}{l} 82.03 \text{ g} \\ \text{mol} \end{array} \right. \rightarrow 22.97 \text{ g sodium acetate}$$

$$0.6 \text{ L} \left| \begin{array}{l} 0.2 \text{ mol} \\ \text{L} \end{array} \right. \left| \begin{array}{l} 60.05 \text{ g} \\ \text{mol} \end{array} \right. \left| \begin{array}{l} \text{mL} \\ 1.05 \text{ g} \end{array} \right. \rightarrow 6.87 \text{ mL}$$

403101-01 weighed 23.0g sodium acetate into 2L media bottle

- Added 6.87 mL acetic acid into 1L volumetric flask, diluted to volume w/ H₂O
- Added contents to media bottle, filled volumetric w/ additional 1L H₂O, added to media bottle
- measured pH w/ meter #3
- pH = 4.97
- EXP 10/12/10, number



Continued on Page

Read and Understood By

Balance # 8

All UV measurements in quartz cuvette

4031-02-01 - weighed ^{8.2641210} 7.8 mg Lins 229438 into glass weigh boat, Added
1 mL MeOH and transferred to 100 mL volumetric flask
- diluted to meniscus w/ 4031-01-01 (pH 5 buffer)
- submitted for UV-vis on microplate reader #1
- spectrum scanned 290-280 nm, steps 20 nm, blank pH 5 buffer
- sample in cuvette disabled after use

4031-02-02 - weighed 5.5 mg ^{8.2641210} Lins 229438 into glass weigh boat, Added 1 mL
MeOH and transferred to 200 mL volumetric flask
- Added 4031-01-01 to meniscus

4031-02-03 - weighed ^{8.2641210} 5.25 mg Lins 229438 into glass weigh boat, Added 1 mL
MeOH and transferred to 100 mL volumetric flask
- Added 4031-01-01 to meniscus

4031-02-04 weighed 15.8 mg Lins 229438 into glass weigh boat, Added 1 mL MeOH
and transferred to 100 mL volumetric flask
- Added 4031-01-01 to meniscus

4031-02-05 weighed 22.2 mg Lins 229438 into glass weigh boat, Added 1 mL MeOH
and transferred to 100 mL volumetric flask
- Added 4031-01-01 to meniscus

4031-02-02 → 02-05 - analyzed by UV-vis on microplate reader #1
264 nm, blank 4031-01-01 (pH 5 buffer)

Continued on Page _____

Read and Understood By _____

Balance #8

pH meter #3 calibrated to 7 and 10

4031-03-01 - weighed 56.4 mg LIm, 229438 into 2 dram vial

- added cross stir bar, 4 mL H₂O, vial capped- placed vial in RT water bath on stir ^{plate} started stirring at ~ 11:30 AM

- temperature of water bath is 23°C

At ~ 15 minutes temperature is 23°C

pH of vial taken → 9.90

continued stirring

At ~ 2 hours temp is 23°C

pH of vial ^{sample} is → ~~9.70~~ 9.70

At ~ 2.5 hours temp is 23°C

pH of sample taken → 9.70

4031-03-01 - placed vial in centrifuge for ~ 5 minutes

- some solids still present in soln, centrifuged for additional 5 minutes

- solids persist

- removed small aliquot in syringe, filtered through nylon

- first ~ 0.2 mL back into sample, remaining into clean vial

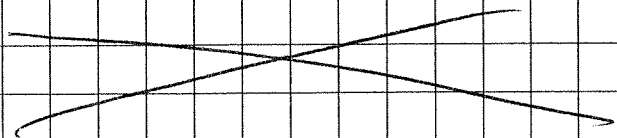
- pipetted 500 µL of filtered soln into 4 mL 100 mL volumetric flask, weight is 500.0 mg, labeled flask as 4031-03-02

4031-03-02 filled flask to mensur w/ 4031-01-01 (pH 5 buffer)

submitted for UV-analysis on microplate reader #1

- 264 nm

4031-03-01 - continued stirring



Continued on Page 04

Read and Understood By

Balance #8

4031-03-01 At ~ 8:45 AM removed sample from bath, temperature ~ 22°C

pH is 9.31

placed vial in centrifuge for ~ 5 minutes. After observed solids still present.

- removed aliquot of soln, filtered few drops through 0.2µm nylon filter back into vial, filtered rest into clean vial.

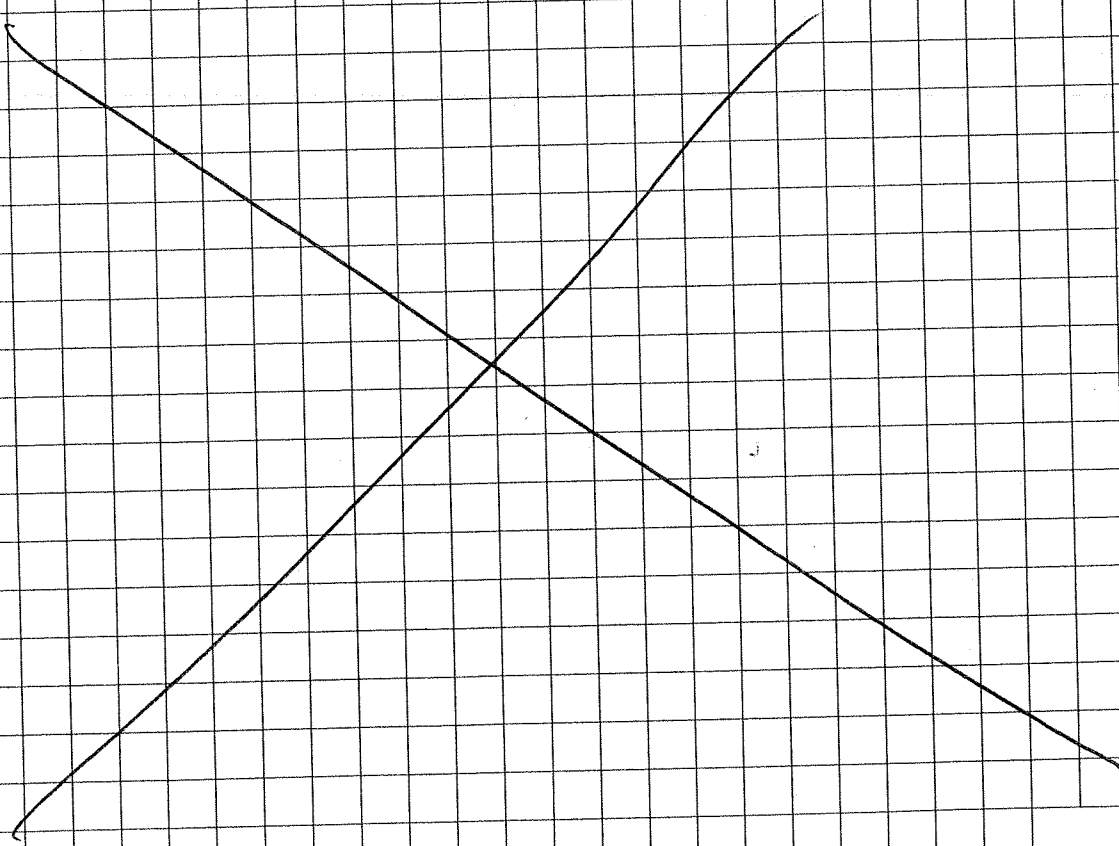
- removed 500µL of soln from filtered, clean vial, added to 100µL volumetric flask, labeled 4031-04-01

4031-04-01 - weight of 500µL soln = 494.5mg

- filled flask to meniscus w/ 0.5% PMS (pH 5 buffer)

- analyzed sample on UV-VIS, wavelength reader #1, 264nm, blank PMS buffer

4031-03-01 - continued stirring



Continued on Page 5

Read and Understood By

Explore Litigation Insights

Docket Alarm provides insights to develop a more informed litigation strategy and the peace of mind of knowing you're on top of things.

Real-Time Litigation Alerts



Keep your litigation team up-to-date with **real-time alerts** and advanced team management tools built for the enterprise, all while greatly reducing PACER spend.

Our comprehensive service means we can handle Federal, State, and Administrative courts across the country.

Advanced Docket Research



With over 230 million records, Docket Alarm's cloud-native docket research platform finds what other services can't. Coverage includes Federal, State, plus PTAB, TTAB, ITC and NLRB decisions, all in one place.

Identify arguments that have been successful in the past with full text, pinpoint searching. Link to case law cited within any court document via Fastcase.

Analytics At Your Fingertips



Learn what happened the last time a particular judge, opposing counsel or company faced cases similar to yours.

Advanced out-of-the-box PTAB and TTAB analytics are always at your fingertips.

API

Docket Alarm offers a powerful API (application programming interface) to developers that want to integrate case filings into their apps.

LAW FIRMS

Build custom dashboards for your attorneys and clients with live data direct from the court.

Automate many repetitive legal tasks like conflict checks, document management, and marketing.

FINANCIAL INSTITUTIONS

Litigation and bankruptcy checks for companies and debtors.

E-DISCOVERY AND LEGAL VENDORS

Sync your system to PACER to automate legal marketing.