



(12) **United States Patent**  
**Sherman**

(10) **Patent No.:** **US 7,031,274 B2**  
(45) **Date of Patent:** **Apr. 18, 2006**

(54) **METHOD FOR ENABLING INTEROPERABILITY BETWEEN DATA TRANSMISSION SYSTEMS CONFORMING TO IEEE 802.11 AND HIPERLAN STANDARDS**

(75) Inventor: **Matthew J. Sherman**, Succasunna, NJ (US)

(73) Assignee: **AT&T Corp.**, New York, NY (US)

(\* ) Notice: Subject to any disclaimer, the term of this patent is extended or adjusted under 35 U.S.C. 154(b) by 739 days.

(21) Appl. No.: **10/045,980**

(22) Filed: **Jan. 1, 2002**

(65) **Prior Publication Data**  
US 2003/0161279 A1 Aug. 28, 2003

**Related U.S. Application Data**  
(60) Provisional application No. 60/261,935, filed on Jan. 16, 2001.

(51) **Int. Cl.**  
**H04J 3/00** (2006.01)

(52) **U.S. Cl.** ..... 370/321; 370/337; 370/341; 370/347; 370/442; 370/458; 370/462; 455/450

(58) **Field of Classification Search** ..... 370/310, 370/321, 337, 338, 341, 347, 431, 442, 443, 370/456, 458, 461, 462, 433; 455/422.1, 455/450, 451, 452.1, 452.2

See application file for complete search history.

(56) **References Cited**

**U.S. PATENT DOCUMENTS**

5,933,111 A	8/1999	Schroeder et al.	
5,956,638 A *	9/1999	Chang et al. ....	455/423
6,198,728 B1 *	3/2001	Hulyalkar et al. ....	370/310.1
2002/0114303 A1 *	8/2002	Crosbie et al. ....	370/338
2004/0109429 A1 *	6/2004	Carter et al. ....	370/338
2004/0141522 A1 *	7/2004	Taxerman et al. ....	370/466

**FOREIGN PATENT DOCUMENTS**

EP 1 111 843 A2 6/2001

**OTHER PUBLICATIONS**

U.S. Appl. No. 60/223,993, filed Aug. 2000, Texerman.\*  
U.S. Appl. No. 60/230,412, filed Sep. 2000, Texerman.\*  
Lin et al, "Enhanced Channel Access Mechanism for QoS-driven homePNA (HPNA 2.1)" U.S. Appl. No. 60/269,354, filed Feb. 2001.

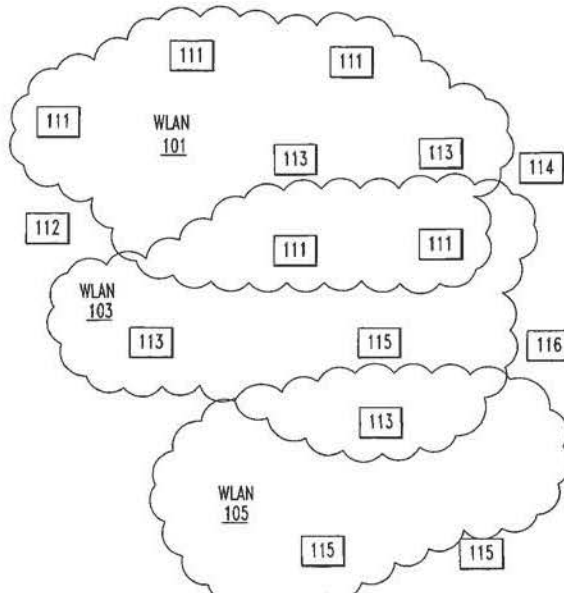
(Continued)

*Primary Examiner*—Steven Nguyen  
*Assistant Examiner*—Roberta Shand  
(74) *Attorney, Agent, or Firm*—Michael Haynes PLC

(57) **ABSTRACT**

Mechanisms, in a transmission channel shared by 802.11 systems and HIPERLAN/2 systems are provided to prevent 802.11 terminals from transmitting during time periods allocated to HIPERLAN, so that a single channel can be shared between the two standards. In a particular embodiment, a "super frame" format is used where HIPERLAN transmissions are offered the highest level of protection possible within 802.11, which is needed within the 802.11 Contention Free Period (CFP).

**15 Claims, 2 Drawing Sheets**



OTHER PUBLICATIONS

Lin et al., "Enhanced Channel Access Mechanisms for an HPNA Network", U.S. Appl. No. 10/042,142, filed Jan. 11, 2002.

Lin et al., "Enhanced Channel Access Mechanisms for an HPNA Network", U.S. Appl. No. 10/042,143, filed Jan. 11, 2002.

Lin et al., "Enhanced Channel Access Mechanisms for an HPNA Network", U.S. Appl. No. 10/042,165, filed Jan. 11, 2002.

Lin et al., "Enhanced Channel Access Mechanisms for an HPNA Network", U.S. Appl. No. 10/042,179, filed Jan. 11, 2002.

Lin et al., "Enhanced Channel Access Mechanisms for an HPNA Network", U.S. Appl. No. 10/042,166, filed Jan. 11, 2002.

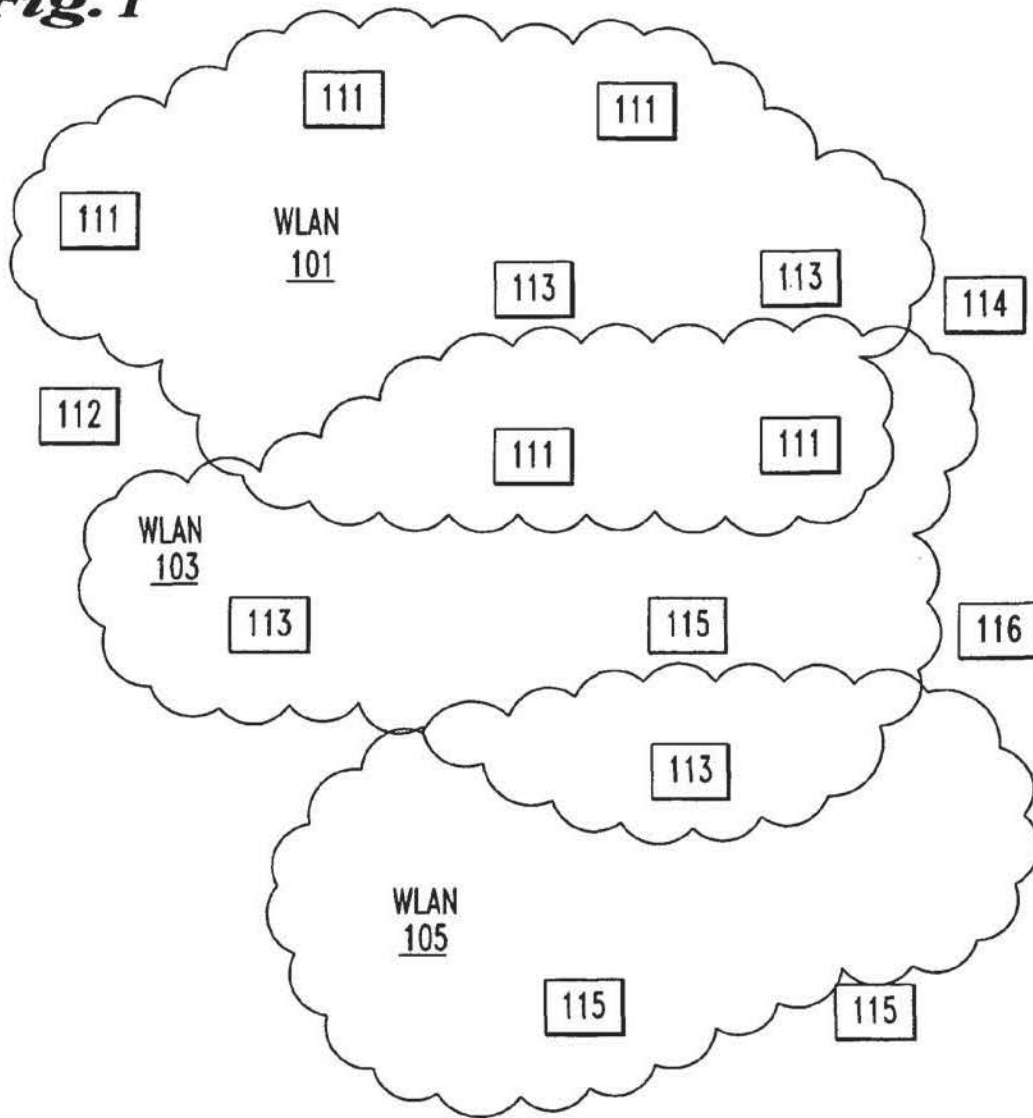
Ghassemzadeh et al., "A Method for Whitening Spread Spectrum Codes", U.S. Appl. No. 09/875,767, filed Jun. 6, 2001.

Britz et al., "Metropolitan Networks Based on Fiber and Free Space Access Distribution Method", U.S. Appl. No. 09/981,240, filed Oct. 18, 2001.

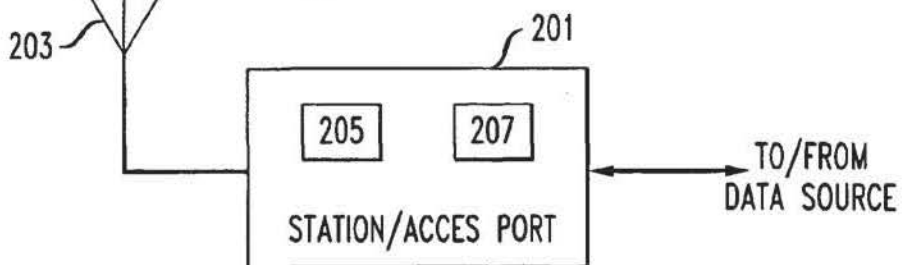
Britz et al., "Metropolitan Networks Based on Fiber and Free Space Access Distribution System", U.S. Appl. No. 09/978,581, filed Oct. 18, 2001.

\* cited by examiner

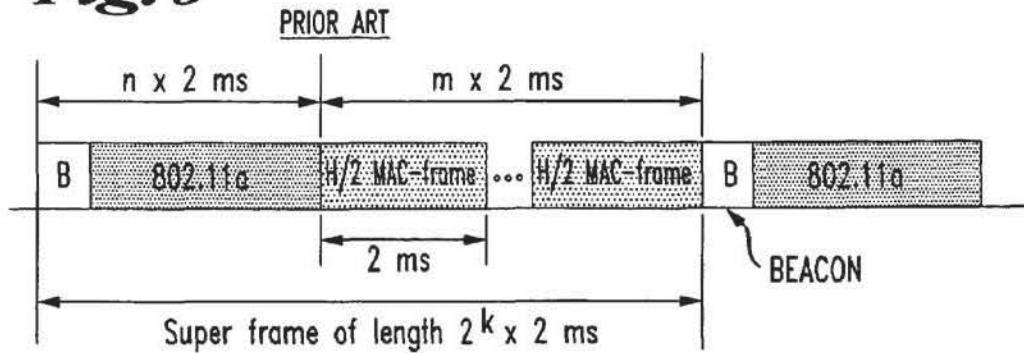
**Fig. 1**



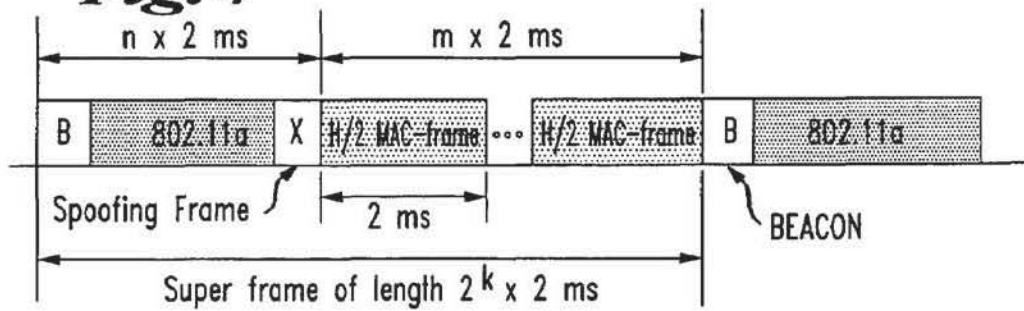
**Fig. 2**



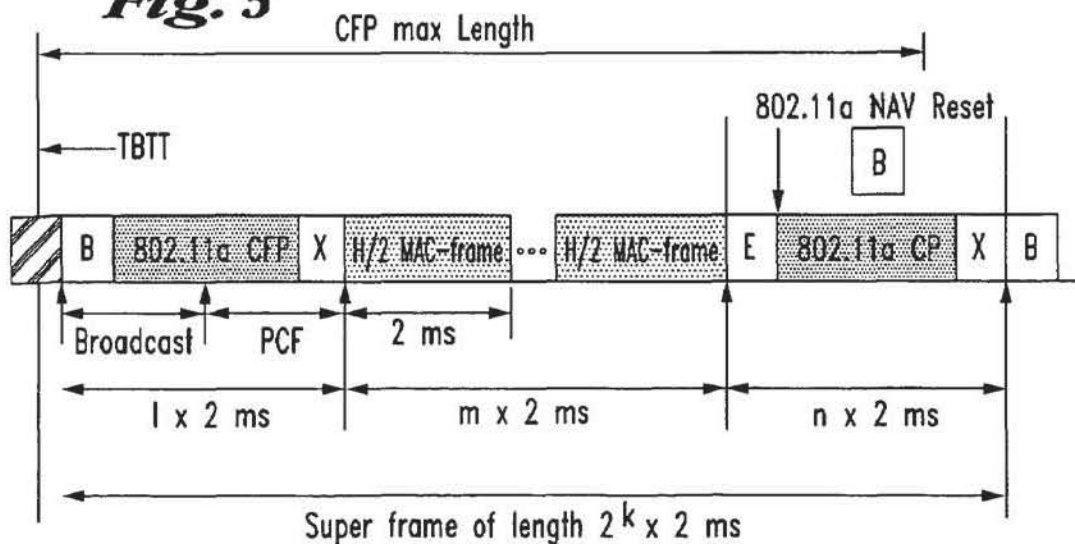
**Fig. 3**



**Fig. 4**



**Fig. 5**



- |                                   |   |
|-----------------------------------|---|
| HIPERLAN/2 Formats                | B = Beacon                              |
| 802.11 Formats                    | E = CF_End                              |
| 802.11 Management Frames          | X = Blocking or Spoofing Frame Sequence |
| Optional 802.11 Management Frames |   |
| Potential frames from Prior DCF   |   |

1

**METHOD FOR ENABLING  
INTEROPERABILITY BETWEEN DATA  
TRANSMISSION SYSTEMS CONFORMING  
TO IEEE 802.11 AND HIPERLAN  
STANDARDS**

This application claims priority of provisional application No. 60/261,935 filed Jan. 16, 2001.

FIELD OF THE INVENTION

This invention relates to data transmission systems and to their controlling operating standards. It is also concerned with wireless local area networks (WLAN) and with allowing operability between two standards and in particular to interoperability between 802.11a standards and HIPERLAN standards.

BACKGROUND OF THE INVENTION

Wireless data transmission is a rapidly growing field. One increasingly popular form of such transmission is wireless local areas networks (WLANs). A number of standards currently exist for WLANs. However, they tend to be fragmented and largely incompatible. There is a desire for a worldwide standard that would allow a single device to function virtually anywhere in the world providing high-speed connectivity.

WLANs require specific protocols to transmit information, as do wired LANs. With numerous stations along a network, LAN stations must take care to prevent collisions if more than one station wishes to transmit information in the LAN. The situation is more critical in the wireless environment (i.e., WLANs) since wireless stations and wireless access points behave differently from wired stations.

Recently, bands have opened up between 5 and 6 GHz, which may permit a worldwide standard. Wireless standards are being developed to utilize those bands. One such standard is HIPERLAN/2 (High Performance Radio Local Area Network Type 2), which is of European origin. Another such standard is IEEE 802.11a, which originates primarily in the US. Japan is developing standards similar to both those in the US and Europe. Both the US and European standards profess similar levels of performance, and use very similar waveforms to communicate. However, the two standards are currently incompatible—Particularly at the Media Access Control (MAC) layer. As such, a large push has developed to create a single hybrid standard, or provide some means for the two standards to easily interoperate.

Many situations occur where 802.11a WLANs must substantially coexist with HIPERLAN WLANs. Since they operate at overlapping frequencies, contention collisions are frequent and must be resolved if the two systems are to operate without interference in close proximity to each other.

Methods for interoperation of HIPERLAN and 802.11a systems are being contemplated in which systems conforming to both standards might share one common channel without interference. A super-frame structure has been proposed to support interoperation between the standards. The proposed structure contemplates a super frame with an 802.11 phase and a HIPERLAN/2 phase (See super-frame structure shown in FIG. 3). The super frame has a length of  $2k \times 2$  ms, where  $k$  is an integer. Duration of the 802.11 beacon plus the 802.11a phase is set at  $n \times 2$  ms. The

2

This method of facilitating interoperability of HIPERLAN and 802.11a has some drawbacks. For one, this approach presumes that the 802.11 terminals can be prevented from transmitting during the HIPERLAN operating phase. Currently, no mechanism exists within the 802.11 standard to allow this. Also, the problem is best addressed by a solution compatible with existing generations of terminals.

SUMMARY OF THE INVENTION

Mechanisms, in a transmission channel shared by 802.11 systems and HIPERLAN/2 systems are provided in accord with the invention to prevent 802.11 terminals from transmitting during time periods allocated to HIPERLAN, so that a single channel can be shared between the two standards. In a particular embodiment, a "super-frame" format is used where HIPERLAN transmissions are offered the highest level of protection possible within 802.11, which is provided within the 802.11 Contention Free Period (CFP).

BRIEF DESCRIPTION OF THE DRAWING

FIG. 1 is a schematic of WLAN systems where interoperability is desirable;

FIG. 2 is a block schematic of a wireless station or access point used in the WLANs;

FIG. 3 is a graph of transmission states in the channels of a WLAN in one previously proposed solution concerning interoperability;

FIG. 4 is a graph of a proposed superframe structure of a contention arrangement for permitting interoperability between 802.11a WLANs and HIPERLAN WLANs;

FIG. 5 is graph of an alternative proposed superframe structure of a contention arrangement for permitting interoperability between 802.11a WLANs and HIPERLAN WLANs.

DETAILED DESCRIPTION

WLANs are essentially a wireless replication of a wired LAN and in many ways operated in substantially the same manner. There are important differences that must be accommodated. A wireless node is unable to listen while it is transmitting and wireless media are more likely to contain noise and interference than are wired media. Additionally some terminals remain hidden to other terminals even though both may access a particular network. Hidden terminals coupled with an inability of a transmitting terminal to listen may result in collisions as more than one terminal may transmit in the same time interval.

Standards have evolved to avoid such collisions in WLANs. 802.11 is one standard in use in North America and has probable use in Europe and other areas in the world. HIPERLAN is a similar standard for WLANs used in parts of Europe and potentially in North America. It is not unexpected that in some areas there may exist a need to interoperate 802.11 and HIPERLAN/2 systems. Both standards operate in a frequency range that is overlapping hence unless steps are taken to prevent collisions they will likely occur.

A typical WLAN arrangement is shown in the FIG. 1 wherein several WLANs **101**, **103** and **105** which may overlap are shown in close proximity to one another. Each WLAN includes a plurality of stations **111**, **113** and **115**

# Explore Litigation Insights

Docket Alarm provides insights to develop a more informed litigation strategy and the peace of mind of knowing you're on top of things.

## Real-Time Litigation Alerts



Keep your litigation team up-to-date with **real-time alerts** and advanced team management tools built for the enterprise, all while greatly reducing PACER spend.

Our comprehensive service means we can handle Federal, State, and Administrative courts across the country.

## Advanced Docket Research



With over 230 million records, Docket Alarm's cloud-native docket research platform finds what other services can't. Coverage includes Federal, State, plus PTAB, TTAB, ITC and NLRB decisions, all in one place.

Identify arguments that have been successful in the past with full text, pinpoint searching. Link to case law cited within any court document via Fastcase.

## Analytics At Your Fingertips



Learn what happened the last time a particular judge, opposing counsel or company faced cases similar to yours.

Advanced out-of-the-box PTAB and TTAB analytics are always at your fingertips.

## API

Docket Alarm offers a powerful API (application programming interface) to developers that want to integrate case filings into their apps.

## LAW FIRMS

Build custom dashboards for your attorneys and clients with live data direct from the court.

Automate many repetitive legal tasks like conflict checks, document management, and marketing.

## FINANCIAL INSTITUTIONS

Litigation and bankruptcy checks for companies and debtors.

## E-DISCOVERY AND LEGAL VENDORS

Sync your system to PACER to automate legal marketing.