

Rec. Trav. Chim. 74, 919-936 (1955)

547.577-233.1

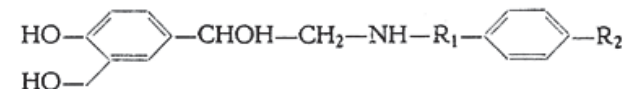
SYNTHESIS OF β -PHENYL-ETHYLAMINE DERIVATIVES
III¹⁾ BRONCHODILATORS.

BY

H. D. MOED, J. VAN DIJK, and H. NIEWIND

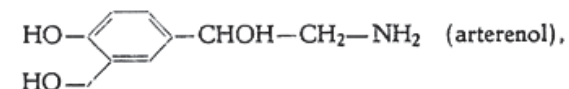
(Contribution from the Central Research Laboratory -
N.V. Philips-Roxane, Weesp).

The synthesis is described of a number of β -(*m,p*-dihydroxyphenyl)- β -hydroxy-N-aralkyl-ethylamine derivatives,



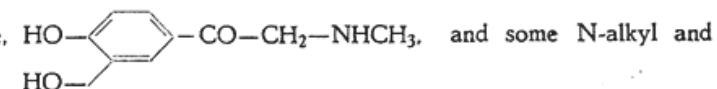
which were screened for their bronchodilator effect against acetylcholine-induced bronchoconstriction in the guinea pig, and for their cardiovascular action.

The influence of the side-chain $\text{R}_1-\text{C}_6\text{H}_4-\text{R}_2$ on the pharmacological activity of the basic structure,



was investigated. For comparison, a number of N-alkylarterenols were prepared and examined.

At the same time attention was paid to the bronchodilator activity of adrenalone, $\text{HO}-\text{C}_6\text{H}_3(\text{OH})-\text{CO}-\text{CH}_2-\text{NHCH}_3$, and some N-alkyl and



N-aralkyl derivatives of noradrenalone.

The U.V. absorption spectra of these sympathomimetics, aminoalcohols as well as aminoketones, were measured.

The results are discussed.

Introduction.

The sympathomimetics epinephrine (adrenalin) and N-isopropylarterenol are valuable compounds in the symptomatic treatment of bronchial asthma.

¹⁾ II, H. D. Moed c.s., Rec. trav. chim. 71, 933 (1952).

Their therapeutic use covers a wide range of indications and their effect is obtained swiftly.

However, their activity after oral administration as a rule is poor, and their effect on the circulatory system is undoubtedly a disadvantage.

We therefore set out to find bronchodilators of the epinephrine type with relatively fewer side effects and greater oral activity.

In this investigation we did not consider it worth while to synthesize new N-alkyl- and N-cycloalkylarterenols, because so many of these compounds have already been prepared²⁾ and examined³⁾.

From the literature it appears that N-isopropylarterenol is the most active bronchodilator. In our opinion N-(phenyl-sec. butyl)arterenol, the strong bronchodilator effect of which has been published⁴⁾, can be chosen as a starting point.

This derivative of epinephrine still has a pronounced effect on the circulatory system.

We investigated whether, and to what extent, the chemical structure of this substance could be changed into compounds in which the bronchodilator effect exceeds the effect on the cardiovascular system.

At the same time attention was paid to the activity of such derivatives after oral administration.

We started with the synthesis of a number of N-aralkylarterenol derivatives. By varying the length and the branching of the alkylene group and by introducing substituents (OH, CH₃) into the benzene nucleus of the aralkyl group, the series of aralkylated sympathomimetics developed by K \ddot{u} lz⁵⁾ could be extended with a large number of new compounds. In order to have material available for comparison with regard to the pharmacological examination, a number of N-alkylarterenols were also prepared (IV).

On account of the publication by Schneider c.s.⁶⁾ on the bronchoconstrictor effect of adrenalone and its derivatives, a number of type III compounds were included in our investigations. These relate to the chemical synthesis, the determination of the U.V. absorption spectra, and the pharmacological properties of the above-mentioned compounds. The present paper describes the chemistry of the compounds

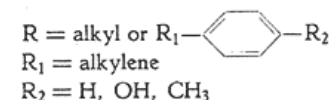
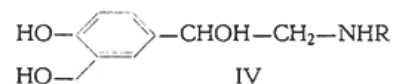
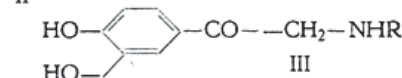
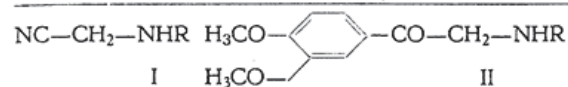
¹⁾ J. R. Corrigan c.s., J. Am. Chem. Soc. 71, 530-1 (1949).

²⁾ H. Konzett, Arch. exptl. Pathol. Pharmacol. 197, 41 (1940-'41); O. H. Rosenmund c.s., J. Pharmacol. Exptl. Therap. 97, 14 (1949); D. E. Marsh c.s., Pharmacol. Exptl. Therap. 92, 108 (1948); P. Siderius, Acta Physiol. et Pharmacol. Scand. 2, 546 (1951).

³⁾ K. Wiemers, Arch. exptl. Pathol. Pharmacol. 213, 343 (1951).

⁴⁾ F. K \ddot{u} lz, Arch. exptl. Pathol. Pharmacol. 181, 136 (1936); F. K \ddot{u} lz and K. W. Rosenmund, Arch. exptl. Pathol. Pharmacol. 181, 135 (1936); F. K \ddot{u} lz and M. Schneider, Klin. Wochschr. 1950, 535.

⁵⁾ M. Schneider c.s., Klin. Wochschr. 1950, 709.



The amino-alcohols were obtained through catalytic reduction (Pd on C) of the hydrochlorides of the aminoketones, dissolved in water or in a mixture of alcohol and water. The bases were isolated by ammoniation of the hydrogenated solution, concentrated *in vacuo* under nitrogen. The arterenols, which became solid in a short time, were purified by extraction with hot water or by crystallization from methanol or dioxane.

Some N-alkylarterenols were isolated as salts. Hydrogenation in alcohol involved difficulties: ethoxylation of the CHOH-group in some of the arterenols took place, probably under the influence of the weak acid medium.

The N-aralkylarterenols with two asymmetrical C-atoms (IV 12, 14, 15, 16, 18, 19, 25, 27 in table II) may belong to two stereochemical series. As the compounds were prepared in a similar way and the melting points are close to each other, while there is little difference in the bronchodilator activity of the crude bases and those purified to a constant melting point, it is not unlikely that these amino-alcohols will belong to the same stereochemical series.

In order to be able to reduce the possible influence of this uncertain factor in the study and the comparison of the pharmacological activities, we prepared a number of N-aralkylarterenols without an asymmetrical C-atom in the side-chain (IV 20, 22, 23, 24 and 26 in table II).

The yields, melting points, and analyses of the N-(ar)-alkylarterenols have been summarized in table II.

The aminoketones (III) were obtained by demethylation¹⁾ of the ω -amino-m, p-dimethoxy-acetophenones (II), prepared by condensation of veratrole with aminoacetonitriles (I)¹⁾.

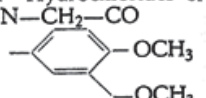
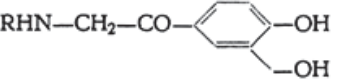
Melting points and analyses of the hydrochlorides of I, II, and III, and the yields of the hydrochlorides of II and III have been listed in table I.

The U.V. absorption spectra of the amino-alcohols (IV) and the aminoketones (III) were measured*) under the supervision of Dr. K. J. Keuning and Drs. F. J. Mulder of our Analytical Department. The data (λ_{max} , ϵ_{max}) are summarized in tables II and I.

*) Ca.3 mg in 100 ml of ethanol.

Table I.

Yields, melting points, analysis, u.v. absorption spectra (λ_{\max} and ϵ), bronchodilator activity

R	I Hydrochlorides of RHN-CH ₂ -C≡N		II Hydrochlorides of RHN-CH ₂ -CO 		III Hydrochlorides of RHN-CH ₂ -CO- 		U.V. Abs. Spectrum			Broncho- dilator Activity ⁵⁾									
	M.P. °C ¹⁾	Analysis %		Yield %	M.P. °C ¹⁾	Analysis %		M.P. °C ¹⁾	Analysis %		λ_{\max} m μ	ϵ	λ_{\max} m μ	ϵ	λ_{\max} m μ	ϵ			
		Cl found	calc.			Cl found	Calc		Cl found								calc.	Cl found	calc.
CH ₂ -	141-142	29.46	29.42	2) ²⁾	190-192	13.18	13.66	3) ³⁾ 71	255-257	15.15	15.31	232	12100	279	8500	312	7300	1	
CH ₂ -CH ₂ -	*)94-97	26.24	26.36	*)62	193-194	12.98	12.96	3) ³⁾ 82	240-241	14.49	14.44								2
CH-				2) ²⁾				3) ³⁾				232	12900	279	8900	312	7800	< 0.03	3
CH ₂ -CH ₂ -CH ₂ -				2) ²⁾				3) ³⁾										< 0.05	4
C(CH ₃) ₂ -				2) ²⁾				3) ³⁾										< 0.05	5
C(CH ₃) ₂ -CH ₂ -C(CH ₃) ₂ -	*)198-201	17.40	17.33	*)52	208-211	10.23	10.32	*)44	199.5-201	11.40	11.23							< 0.05	6
-CH ₂ -CH ₂ -	*)137-140	18.32	18.04	*)73	219-220	10.56	10.56	*)79	220-222	10.92	11.53 ⁶⁾							< 0.05	7
-O-C ₆ H ₄ -CH ₂ -CH ₂ -	*)158-159	15.70	15.65	*)82	209-211	10.63 ⁴⁾	9.70											< 0.05	8
-C ₆ H ₄ -CH ₂ -CH ₂ -	*)170-171	16.85	16.84	*)77	213-215	10.34	10.14	*)43	202-204	10.95	10.96							< 0.05	9
-CH ₂ -CH(CH ₃)-	*)174-175	15.17	14.74	*)70	203-205	9.28	9.34	*)60	208-211	10.96	11.02							< 0.05	10
-O-C ₆ H ₄ -CH ₂ -CH(CH ₃)-								*)75	163-166	10.50	10.50							< 0.1	11
-C ₆ H ₄ -CH ₂ -CH(CH ₃)-	*)168-169	15.91	15.79	*)73	200-202	9.81	9.75	*)67	176-180	10.43	10.56							< 0.1	12
-C ₆ H ₄ -CH ₂ -CH(CH ₃)-	2) ²⁾ 139-140	15.85	15.79	2) ²⁾ 69	216-218	9.68	9.75	*)88	225-227	10.54	10.56	232	13600	279	9200	312	8100	< 0.1	13
-O-C ₆ H ₄ -CH ₂ -CH ₂ -	*)161-163	13.87	13.95	*)57	210-212	9.04	9.02												14
-C ₆ H ₄ -CH ₂ -CH ₂ -								*)86	231-235	10.13	10.08	228	18700	281	10600	312	7900		15
-CH(CH ₃)-	*)119-120	14.80	14.88	*)63	193-196	8.72 ⁴⁾	9.41	*)85	196-200	10.17	10.17							< 0.02	16
-C ₆ H ₄ -CH ₂ -CH ₂ -	*)214-215.5	16.47 ⁴⁾	15.79	*)68	238-240	9.85	9.75	*)79	227-230	10.54	10.56							< 0.05	17
-CH(CH ₃)-	*)208-209	14.60 ⁴⁾	13.95	*)50	217-220	9.49	9.02												18
-O-C ₆ H ₄ -CH ₂ -C(CH ₃) ₂ -								*)78	252-253	10.18	10.08								19
-C ₆ H ₄ -CH ₂ -C(CH ₃) ₂ -	*)217-218	15.63 ⁴⁾	14.86	*)37	223-224	9.13	9.39	*)47	234-235	10.24	10.14								20
-C ₆ H ₄ -CH ₂ -C(CH ₃) ₂ -	*)202-203	15.48 ⁴⁾	14.86	*)48	223-225	9.02	9.39	*)79	227-230	10.07	10.14								21
CH ₂ -CH ₂ -C(CH ₃) ₂ -	*)198-199	15.62 ⁴⁾	14.86	*)34	218-220	9.53	9.39	*)45	206-208	10.40	10.14								22
-CH ₂ -C(CH ₃)(C ₂ H ₅)-	*)187-190	14.45	14.04	*)68	221-223	8.50 ⁴⁾	9.05	*)49	237-240	9.80	9.75								23
-CH ₂ -CH ₂ -CH ₂ -C(CH ₃) ₂ -	*)165-167	17.70	16.84	*)57	188-190	10.44	10.14	*)80	195-199	11.04	11.02								24
-CH(CH ₃)-CH ₂ -																			25

*) New compound.

1) All the compounds melted with decomposition; m. points are uncorrected.

2) H. D. Moed c.s., Rec. trav. chim. 71, 939 (1952).

3) J. R. Corrigan c.s., J. Am. Chem. Soc. 71, 530-1 (1949).

*) Impure compound (see experimental).

5) N-isopropylarterenol = 100.

6) Product contains 1 aq.

Yields, melting points, analysis, u.v. absorption spectra (λ_{max} and ϵ), bronchodilator activity.

R	Yield %	M.P. ¹⁾ °C	Analysis ⁴⁾ , %				U.V. Abs. Spectrum λ_{max} m μ	Bronchodilator Act.	Oral activity at 200 γ
			C found calc.	H found calc.	N found calc.	ϵ			
IV									
	80	171-172	62.06	8.15	6.74	282	2	-	
	76	144-145,5	62.06	8.06	6.63	3200	50	-	
	79	139-139,5	67.57	9.50	4.59	282	30	-	
	80	172-173	69.55	7.00	5.14	282	100	-	
	56	122-123	62.44	6.63	4.74	280	5	+	
	37	151-155	70.42	7.32	4.75	282	100	++	
	47	167-167,5	66.81	6.99	4.51	280	800	++	
	81	136-138	71.24	7.65	4.54	282	50	++	
	80	163-164	70.65	7.77	4.75	282	100	++	
	35	141-143	66.91	6.81	4.39	280	400	+	
	66	148-150	72.26	7.39	4.29	282	25	+	
	50	161-162	70.93	7.77	4.52	282	100	+	
	77	160-162	66.36	6.81	4.54	280	800	+	
	74	168-169	71.82	7.39	4.39	282	10	+	
	74	142-143	71.80	7.23	4.44	282	3050	+	
	56	162-163	72.21	7.23	4.38	282	3090	+	
	69	151-152	72.84	7.25	4.17	282	5	+	
	43	80-84	69.63	7.10	4.76	282	1	+	

¹⁾ New compound.

²⁾ All the compounds melted with decomposition; m. points are uncorrected.

³⁾ H. D. Moed c.s., Rec. trav. chim. 71, 943 (1952).

⁴⁾ J. R. Corrigan c.s., J. Am. Chem. Soc. 71, 530-1 (1949).

⁴⁾ The C, H, and N micro-analyses were carried out by Mr. P. J. Hubers, Micro-Anal. Dept., Laboratory for Org. Chem., Mun. Univ., Amsterdam.

⁵⁾ Isolated as HCl-salt.

⁶⁾ As sulphate.

The arterenols IV 11, 14, 18, 22 (IV') possess a diphenol as well as a monophenol configuration.

We considered it worth while to compare the spectra of the four compounds with those of the isolated chromophore groups, phenol and pyrocatechol.

In order to be able to give a correct interpretation of the contributions of the chromophore systems, it was also necessary to determine the extinction curves of type V compounds ^{**})

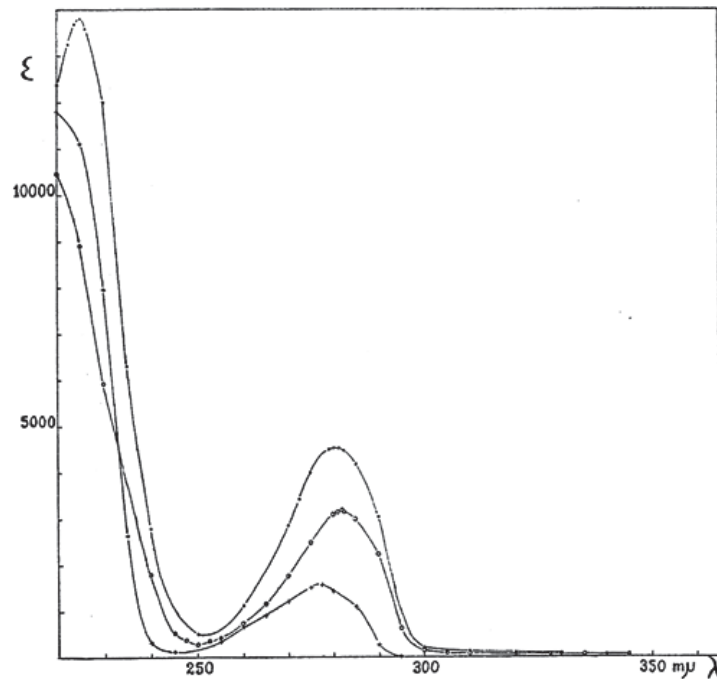
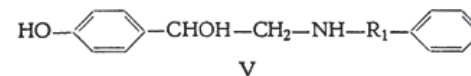


Fig. 1. Molecular extinction curves of three representatives of IV, IV' and V.

—o—o— = m,p-(HO)₂C₆H₃-CHOH-CH₂-NH-R₁-C₆H₅ (IV)
 -+--+ = p-HO-C₆H₄-CHOH-CH₂-NH-R₁-C₆H₅ (V)
 -.-.- = m,p-(HO)₂C₆H₃-CHOH-CH₂-NH-R₁-C₆H₄-p.OH (IV')

^{**}) The synthesis of these substances will be published at a later date.

In the compounds IV and V, phenol and pyrocatechol form part of molecules with a similar structure.

In fig. 1 the molecular extinction curves of three representatives of IV, IV' and V are given.

Figure 2 shows the extinction curves of two types of N-aralkylnoradrenalones (III and III').

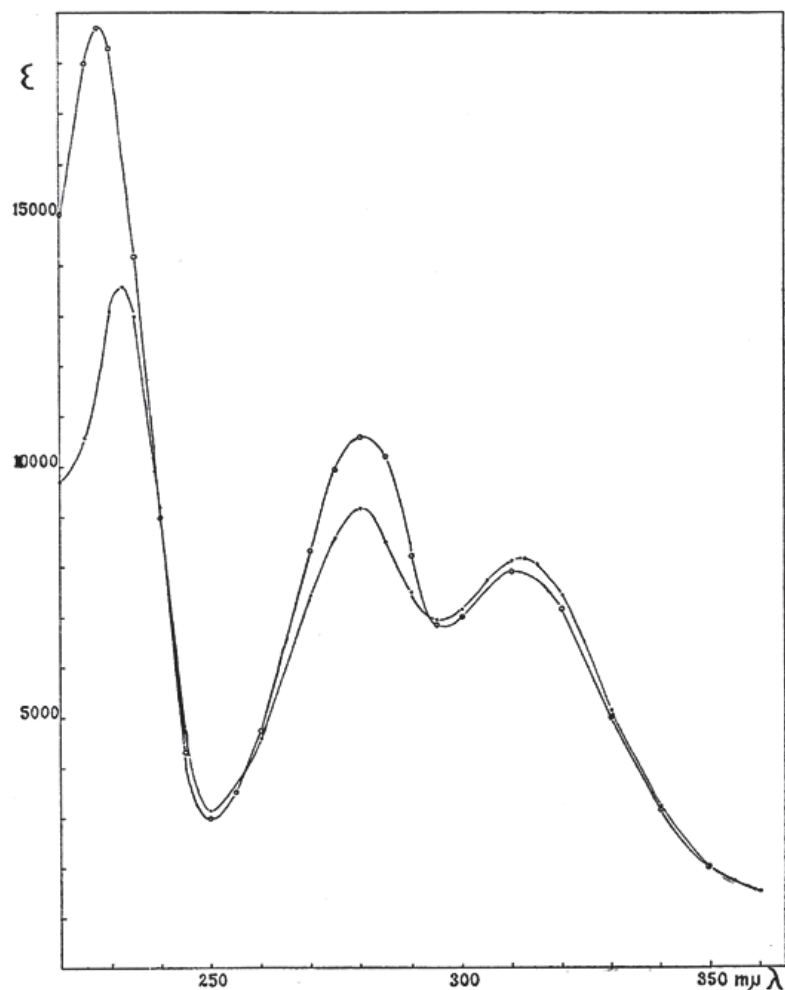


Fig. 2. Molecular extinction curves of the two types of N-aralkylnoradrenalones.

— — — = $m,p-(HO)_2C_6H_3-CO-CH_2-NH-R_1-C_6H_5$ (III)
 - - - - = $m,p-(HO)_2C_6H_3-CO-CH_2-NH-R_1-C_6H_4-p.OH$ (III')

The pharmacological research, which will be published elsewhere, was carried out by Prof. Dr. F. Brücke c.s.⁷⁾, Prof. Dr. J. H. Gaarenstroom c.s.⁸⁾, and Drs. Th. W. J. Hendriksen⁹⁾, who kindly permitted us to mention already in this publication the preliminary pharmacology of our compounds.

The arterenols and some derivatives of noradrenalone were screened for their bronchodilator effect against acetylcholine-induced bronchoconstriction in the guinea pig¹⁰⁾. The data are also summarized respectively in tables II and I. Several amino-alcohols were tested for their *in vivo* effect on the circulatory system in dog (heart rate) and cat (blood pressure).

The therapeutic usefulness of some arterenols has been investigated by clinical tests.

Discussion.

U.V. Absorption spectra.

Table III.

	λ_{max} m μ	ϵ_{max} (average)
IV	282	3100
	278	2700
V	277	1600
	273	1800
IV'	280	4700

⁷⁾ Pharmacological Laboratory of the University of Vienna.

⁸⁾ Pharmacological Laboratory of the University of Groningen. (Dr. P. Siderius, Dr. B. Louwerens, Dr. D. de Wied).

⁹⁾ Pharmacological Laboratory of N.V. Philips-Roxane.

¹⁰⁾ Method: P. Siderius, Acta Physiol. et Pharmacol. Neerl. 2, 546 (1951).

Explore Litigation Insights

Docket Alarm provides insights to develop a more informed litigation strategy and the peace of mind of knowing you're on top of things.

Real-Time Litigation Alerts



Keep your litigation team up-to-date with **real-time alerts** and advanced team management tools built for the enterprise, all while greatly reducing PACER spend.

Our comprehensive service means we can handle Federal, State, and Administrative courts across the country.

Advanced Docket Research



With over 230 million records, Docket Alarm's cloud-native docket research platform finds what other services can't. Coverage includes Federal, State, plus PTAB, TTAB, ITC and NLRB decisions, all in one place.

Identify arguments that have been successful in the past with full text, pinpoint searching. Link to case law cited within any court document via Fastcase.

Analytics At Your Fingertips



Learn what happened the last time a particular judge, opposing counsel or company faced cases similar to yours.

Advanced out-of-the-box PTAB and TTAB analytics are always at your fingertips.

API

Docket Alarm offers a powerful API (application programming interface) to developers that want to integrate case filings into their apps.

LAW FIRMS

Build custom dashboards for your attorneys and clients with live data direct from the court.

Automate many repetitive legal tasks like conflict checks, document management, and marketing.

FINANCIAL INSTITUTIONS

Litigation and bankruptcy checks for companies and debtors.

E-DISCOVERY AND LEGAL VENDORS

Sync your system to PACER to automate legal marketing.