


NOKIA 9210i Communicator

This support site will help you with the basic functions of the Nokia 9210i Communicator and the setup procedure. The sales package includes the Getting started guide and Settings checklist, which will also prove useful once you start using the Communicator.




The communicator consists of two parts: the phone on the device cover and the communicator interface under the cover. Both parts work closely together, support each other, and use the same resources. They are not separate devices. The Nokia 9210i Communicator can be connected to a variety of devices, and the connectors are on the end of the device.



Show me:

- The infrared port
- The charger connector
- The adapter cable and headset connector
- The antenna



Keyboard


The keyboard functions are familiar from conventional computer keyboards.



Show me...

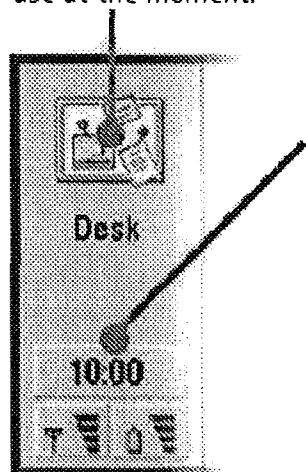
- Application buttons
- Arrows key
- Chr key
- Infrared key
- Command buttons
- Help key
- Menu key

Display




The left side of the display contains the icon of the application that is in use at the moment.

On the right side of the display are the commands next to the command buttons.



Below it there is the time indicator, the signal strength indicator, and the battery charge indicator, similar to the ones on the phone display.



The applications are run in the middle of the display, and the selected and active frame or field is highlighted.

Streaming

The 9210i supports mobile video and audio streaming. With the RealOne Player you can play video and audio clips while you are downloading them into your Communicator.

The latest news, sports highlights, webcam images and even live broadcasts are all within your reach. Enjoy internet radio and music, minimovies and movie previews.



Streaming frees phone memory and enables the distribution of larger media content as well as live services - you save valuable time.

The Opera web browser facilitates easy access to existing Internet pages, and supports Java, allowing you to view a wide variety of content.

The 9210i also includes a Flash Player, which enables rich web experience with graphics, motion and sound. The Flash Player brings you animations, cartoons, multimedia shows and games. Download and play.

For more about the advantages of mobile streaming, [click here](#).

Explore Litigation Insights

Docket Alarm provides insights to develop a more informed litigation strategy and the peace of mind of knowing you're on top of things.

Real-Time Litigation Alerts



Keep your litigation team up-to-date with **real-time alerts** and advanced team management tools built for the enterprise, all while greatly reducing PACER spend.

Our comprehensive service means we can handle Federal, State, and Administrative courts across the country.

Advanced Docket Research



With over 230 million records, Docket Alarm's cloud-native docket research platform finds what other services can't. Coverage includes Federal, State, plus PTAB, TTAB, ITC and NLRB decisions, all in one place.

Identify arguments that have been successful in the past with full text, pinpoint searching. Link to case law cited within any court document via Fastcase.

Analytics At Your Fingertips



Learn what happened the last time a particular judge, opposing counsel or company faced cases similar to yours.

Advanced out-of-the-box PTAB and TTAB analytics are always at your fingertips.

API

Docket Alarm offers a powerful API (application programming interface) to developers that want to integrate case filings into their apps.

LAW FIRMS

Build custom dashboards for your attorneys and clients with live data direct from the court.

Automate many repetitive legal tasks like conflict checks, document management, and marketing.

FINANCIAL INSTITUTIONS

Litigation and bankruptcy checks for companies and debtors.

E-DISCOVERY AND LEGAL VENDORS

Sync your system to PACER to automate legal marketing.