

Under the Paperwork Reduction Act of 1995, no persons are required to respond to a collection of information unless it displays a valid OMB control number.

<b>UTILITY                  PATENT APPLICATION                  TRANSMITTAL</b>  <i>(Only for new nonprovisional applications under 37 CFR 1.53(b))</i>	Attorney Docket No.	35401-716.501
	First Inventor	Steve Cartt
	Title	Administration of Benzodiazepine Compositions
	Electronically Filed	June 13, 2012

<b>APPLICATION ELEMENTS</b> See MPEP chapter 600 concerning utility patent application contents.	<b>ADDRESS TO:</b> Commissioner for Patents P.O. Box 1450 Alexandria VA 22313-1450
---	--

1.  Fee Transmittal Form (e.g., PTO/SB/17)
2.  Applicant claims small entity status.  
See 37 CFR 1.27.
3.  Specification [Total Pages 85]  
Both the claims and abstract must start on a new page  
(For information on the preferred arrangement, see MPEP 608.01(a))
4.  Drawing(s) (35 U.S. C. 113) [Total Sheets 5]
5. Oath or Declaration [Total Sheets \_\_\_\_\_]
  - a.  Newly executed (original or copy)
  - b.  A copy from a prior application (37 CFR 1.63(d))  
(for continuation/divisional with Box 18 completed)
    - i.  DELETION OF INVENTOR(S)  
Signed statement attached deleting inventor(s) name in the prior application, see 37 CFR 1.63(d)(2) and 1.33(b).
6.  Application Data Sheet. See 37 CFR 1.76
7.  CD-ROM or CD-R in duplicate, large table or Computer Program (Appendix)
  - Landscape Table on CD
8. Nucleotide and/or Amino Acid Sequence Submission  
(if applicable, items a. - c. are required)
  - a.  Computer Readable Form (CRF)
  - b. Specification Sequence Listing on:
    - i.  CD-ROM or CD-R (2 copies); or
    - ii.  Paper
  - c.  Statements verifying identity of above copies

**ACCOMPANYING APPLICATION PARTS**

9.  Assignment Papers (cover sheet & document(s))  
Name of Assignee \_\_\_\_\_
10.  37 CFR 3.73(b) Statement (when there is an assignee)  Power of Attorney
11.  English Translation Document (if applicable)
12.  Information Disclosure Statement (PTO/SB/08 or PTO-1449)  
 Copies of citations attached
13.  Preliminary Amendment
14.  Return Receipt Postcard (MPEP 503)  
(Should be specifically itemized)
15.  Certified Copy of Priority Document(s)  
(if foreign priority is claimed)
16.  Nonpublication Request under 35 U.S.C. 122(b)(2)(B)(i).  
Applicant must attach form PTO/SB/35 or equivalent.
17.  Other: \_\_\_\_\_

18. If a CONTINUING APPLICATION, check appropriate box, and supply the requisite information below and in the first sentence of the specification following the title, or in an Application Data Sheet under 37 CFR 1.76:

Continuation     
  Divisional     
  Continuation-in-part (CIP)     
 of prior application No. 12/413,439

Prior application information: Examiner Milligan, Adam C. Art Unit: 1612

**19. CORRESPONDENCE ADDRESS**

The address associated with Customer Number 021971 OR  Correspondence address below

Name			
Address			
City	State	Zip Code	
Country	Telephone	Email	

Signature		Date	06/13/2012
Name (Print/Type)	Matthew V. Grumbling	Registration No. (Attorney/Agent)	44,427

This collection of information is required by 37 CFR 1.53(b). The information is required to obtain or retain a benefit by the public which is to file (and by the USPTO to process) an application. Confidentiality is governed by 35 U.S.C. 122 and 37 CFR 1.11 and 1.14. This collection is estimated to take 12 minutes to complete, including gathering, preparing, and submitting the completed application form to the USPTO. Time will vary depending upon the individual case. Any comments on the amount of time you require to complete this form and/or suggestions for reducing this burden, should be sent to the Chief Information Officer, U.S. Patent and Trademark Office, U.S. Department of Commerce, P.O. Box 1450, Alexandria, VA 22313-1450. DO NOT SEND FEES OR COMPLETED FORMS TO THIS ADDRESS. SEND TO: Commissioner for Patents, P.O. Box 1450, Alexandria, VA 22313-1450.  
 If you need assistance in completing the form, call 1-800-PTO-9199 and select option 2.

PATENT APPLICATION

**ADMINISTRATION OF BENZODIAZEPINE COMPOSITIONS**

Inventor(s): Steve Cartt  
Citizen of The United States of America  
San Carlos, CA

David Medeiros  
Citizen of The United States of America  
South San Francisco, CA

Garry Thomas Gwozdz  
Citizen of The United States of America  
Nazareth, Pennsylvania

Andrew Loxley  
Citizen of Great Britain  
Philadelphia, PA

Mark Mitchnick  
Citizen of The United States of America  
East Hampton, New York

David Hale  
Citizen of The United States of America  
San Diego, CA

Edward T. Maggio  
Citizen of The United States of America  
San Diego, CA

Assignee: Hale BioPharma Ventures, LLC



Wilson Sonsini Goodrich & Rosati  
PROFESSIONAL CORPORATION

650 Page Mill Road  
Palo Alto, CA 94304  
(650) 493-9300  
(650) 493-6811

Certificate of Electronic Filing

I hereby certify that the attached Nonprovisional Application and all marked attachments are being deposited by Electronic Filing using the EFS – Web patent filing system and addressed to Commissioner for Patents, P.O. Box 1450, Alexandria, VA 22313-1450.

By: /Linda Anders/

Date: June 13, 2012

## **ADMINISTRATION OF BENZODIAZEPINE COMPOSITIONS**

### **CROSS-REFERENCE TO RELATED APPLICATIONS**

[001] This application is a Continuation-in-Part of United States Patent Application 12/413,439, filed 3/27/2009, published as US 2009/0258865 on October 15, 2009, which is incorporated herein by reference in its entirety; this application also claims priority to United States provisional application 61/040,558, filed March 28, 2008, United States provisional application 61/497,017, filed June 14, 2011 and United States provisional application 61/570,110, filed December 13, 2011, each of which is incorporated herein by reference in its entirety.

### **FIELD OF THE INVENTION**

[002] This application relates to the nasal administration of benzodiazepine drugs and combinations thereof.

### **BACKGROUND OF THE INVENTION**

[003] By way of non-limiting example, the benzodiazepine family consists of drugs such as diazepam, lorazepam, and midazolam. The drugs in this family have been observed as possessing sedative, tranquilizing and muscle relaxing properties. They are frequently classified as anxiolytic and skeletal muscle relaxants. They are thought to be useful in preventing, treating, or ameliorating the symptoms of anxiety, insomnia, agitation, seizures (such as those caused by epilepsy), muscle spasms and rigidity, the symptoms of drug withdrawal associated with the continuous abuse of central nervous system depressants, and exposure to nerve agents.

[004] Benzodiazepines are thought to act by binding to the GABA<sub>A</sub> receptor of a neuron, possibly causing the receptor to change shape and making it more accessible to gamma-aminobutyric acid (GABA).

[005] GABA is an inhibitory neurotransmitter that, when bound to the GABA<sub>A</sub> receptor, facilitates Cl<sup>-</sup> ions flooding into the neuron to which the receptor is bound. The increase in Cl<sup>-</sup> ions hyperpolarizes the membrane of the neuron. This completely or substantially reduces the ability of the neuron to carry an action potential. Targeting this receptor is particularly useful in treating many disorders, such as tetanus and epilepsy, which may result from too many action potentials proceeding through the nervous system.

[006] Current formulations of benzodiazepine drugs can be administered orally, rectally, or parenterally. The ability to utilize these and other types of formulations has been significantly limited due, in many cases, to solubility challenges.

[007] The oral route of administration may be considered sub-optimal due to several disadvantages. For example, the amount of time required for an orally administered benzodiazepine drug to reach therapeutically relevant concentrations in blood plasma may be rather long, such as an hour or more. Moreover, as benzodiazepine drugs pass through the liver a significant amount of the drug may be metabolized. Thus, large doses may be required to achieve therapeutic plasma levels. Furthermore, due to the nature of seizures and muscle spasms, it can be extremely difficult for either a patient or a caregiver to administer the benzodiazepine drug orally and care-givers may be reluctant to place their hands in patients' mouths.

[008] Intravenous administration perhaps provides a faster route of administration. However intravenous administration is generally limited to trained health care professionals in tightly controlled clinical settings. Additionally, sterility must be maintained. Furthermore, administering any drug intravenously can be painful and is likely impractical for patients suffering from a phobia of needles. In addition, intravenous administration of benzodiazepines is associated with respiratory depression. Thus, use of intravenous benzodiazepines is limited to professional health care environments.

[009] Rectal suppository compositions of benzodiazepine drugs can have a rapid onset of action. However, the inconvenience of rectally administered drug is an obvious impediment to their being administered by anyone outside a very small group of the patient's intimate acquaintances and the patient's professional medical care-givers.

#### **SUMMARY OF THE INVENTION**

[010] In some embodiments, there are provided (non-aqueous) pharmaceutical solutions for nasal administration consisting of: (a) a benzodiazepine drug; (b) one or more natural or synthetic tocopherols or tocotrienols, or any combinations thereof, in an amount from about 30% to about 95% (w/w); (c) one or more alcohols or glycols, or any combinations thereof, in an amount from about 10% to about 70% (w/w); and (d) an alkyl glycoside, in a pharmaceutically-acceptable solution for administration to one or more nasal mucosal membranes of a patient. In some embodiments, the benzodiazepine drug is dissolved in the one or more natural or synthetic tocopherols or tocotrienols, or any combinations thereof, in an amount from about 30% to about 95% (w/w); and the one or more alcohols or glycols, or any combinations thereof, in an amount from about 10% to about 70% (w/w). In some embodiments, the

benzodiazepine drug is selected from the group consisting of: alprazolam, brotizolam, chlordiazepoxide, clobazam, clonazepam, clorazepam, demoxazepam, diazepam, flumazenil, flurazepam, halazepam, midazolam, nordazepam, medazepam, nitrazepam, oxazepam, lorazepam, prazepam, quazepam, triazolam, temazepam, loprazolam, any pharmaceutically-acceptable salts thereof, and any combinations thereof. In some embodiments, the benzodiazepine drug is diazepam, or a pharmaceutically-acceptable salt thereof. In some embodiments, the solution contains about 1 to about 20 % (w/v) of benzodiazepine, e.g. about 1 to about 20 % (w/v) of diazepam. In some embodiments, the one or more natural or synthetic tocopherols or tocotrienols are selected from the group consisting of:  $\alpha$ -tocopherol,  $\beta$ -tocopherol,  $\gamma$ -tocopherol,  $\delta$ -tocopherol,  $\alpha$ -tocotrienol,  $\beta$ -tocotrienol,  $\gamma$ -tocotrienol,  $\delta$ -tocotrienol, tocophersolan, any isomers thereof, any esters thereof, any analogs or derivatives thereof, and any combinations thereof. In some embodiments, the one or more alcohols are selected from the group consisting of: ethanol, propyl alcohol, butyl alcohol, pentanol, benzyl alcohol, any isomers thereof, or any combinations thereof. In some embodiments, the solution contains two or more alcohols, such as ethanol (1-25 % (w/v)) and benzyl alcohol (1-25 % (w/v)), or ethanol (10-22.5 % (w/v)) and benzyl alcohol (7.5-12.5 % (w/v)). In some embodiments, the benzodiazepine is present in the pharmaceutical composition in a concentration from about 20 mg/mL to about 200 mg/mL. In some embodiments, the one or more natural or synthetic tocopherols or tocotrienols, or any combinations thereof, is in an amount from about 45% to about 85% (w/w). In some embodiments, the one or more natural or synthetic tocopherols or tocotrienols, or any combinations thereof, is in an amount from about 50% to about 75% (w/w). In some embodiments, the one or more alcohols or glycols, or any combinations thereof, is in an amount from about 15% to about 55% (w/w), e.g. about 25% to about 40% (w/w). In some embodiments, the solution consists of diazepam (5-15 % (w/v)), alkyl glycoside (0.01-1 % (w/v)), vitamin E (45-65 % (w/v)), ethanol (10-25 % (w/v)) and benzyl alcohol (5-15 % (w/v)). In some embodiments, the solution comprises at least about 0.01% (w/w) of an alkyl glycoside, e.g. about 0.01% to 1% (w/w) of an alkyl glycoside, such as dodecyl maltoside. In some embodiments, the solution consists of diazepam (5-15 % (w/v)), dodecyl maltoside (0.01-1 % (w/v)), vitamin E (45-65 % (w/v)), ethanol (10-25 % (w/v)) and benzyl alcohol (5-15 % (w/v)); more particularly the solution may consist of diazepam (9-11 % (w/v)), dodecyl maltoside (0.1-0.5 % (w/v)), vitamin E (50-60 % (w/v)), ethanol (15-22.5 % (w/v)) and benzyl alcohol (7.5-12.5 % (w/v)); and even more particularly, the solution may consist of diazepam (10 % (w/v)), dodecyl maltoside (0.15-0.3 % (w/v)), vitamin E (50-60 % (w/v)), ethanol (17-20 % (w/v)) and benzyl alcohol (10-12 % (w/v)).

[011] Some embodiments described herein provide a method of treating a patient with a disorder which may be treatable with a benzodiazepine drug, comprising: administering to one or more nasal mucosal membranes of a patient a pharmaceutical solution for nasal administration consisting of a benzodiazepine drug, one or more natural or synthetic tocopherols or tocotrienols, or any combinations thereof, in an amount from about 30% to about 95% (w/w); one or more alcohols or glycols, or any combinations thereof, in an amount from about 10% to about 70% (w/w); and an alkyl glycoside. In some embodiments, the benzodiazepine drug is dissolved in the one or more natural or synthetic tocopherols or tocotrienols, or any combinations thereof, in an amount from about 30% to about 95% (w/w); and the one or more alcohols or glycols, or any combinations thereof, in an amount from about 10% to about 70% (w/w). In some embodiments, the benzodiazepine drug is selected from the group consisting of: alprazolam, brotizolam, chlordiazepoxide, clobazam, clonazepam, clorazepam, demoxazepam, diazepam, flumazenil, flurazepam, halazepam, midazolam, nordazepam, medazepam, nitrazepam, oxazepam, lorazepam, prazepam, quazepam, triazolam, temazepam, loprazolam, any pharmaceutically-acceptable salts thereof, and any combinations thereof. In some embodiments, the benzodiazepine drug is diazepam, or a pharmaceutically-acceptable salt thereof. In some embodiments, the solution contains about 1 to about 20 % (w/v) of benzodiazepine, e.g. about 1 to about 20 % (w/v) of diazepam. In some embodiments, the one or more natural or synthetic tocopherols or tocotrienols are selected from the group consisting of:  $\alpha$ -tocopherol,  $\beta$ -tocopherol,  $\gamma$ -tocopherol,  $\delta$ -tocopherol,  $\alpha$ -tocotrienol,  $\beta$ -tocotrienol,  $\gamma$ -tocotrienol,  $\delta$ -tocotrienol, tocophersolan, any isomers thereof, any esters thereof, any analogs or derivatives thereof, and any combinations thereof. In some embodiments, the one or more alcohols are selected from the group consisting of: ethanol, propyl alcohol, butyl alcohol, pentanol, benzyl alcohol, any isomers thereof, or any combinations thereof. In some embodiments, the solution contains two or more alcohols, such as ethanol (1-25 % (w/v)) and benzyl alcohol (1-25 % (w/v)), or ethanol (10-22.5 % (w/v)) and benzyl alcohol (7.5-12.5 % (w/v)). In some embodiments, the benzodiazepine is present in the pharmaceutical composition in a concentration from about 20 mg/mL to about 200 mg/mL. In some embodiments, the one or more natural or synthetic tocopherols or tocotrienols, or any combinations thereof, is in an amount from about 45% to about 85% (w/w). In some embodiments, the one or more natural or synthetic tocopherols or tocotrienols, or any combinations thereof, is in an amount from about 50% to about 75% (w/w). In some embodiments, the one or more alcohols or glycols, or any combinations thereof, is in an amount from about 15% to about 55% (w/w), e.g. about 25% to about 40% (w/w). In some embodiments, the solution consists of diazepam (5-15 % (w/v)), alkyl glycoside (0.01-1 % (w/v)), vitamin E (45-65 % (w/v)), ethanol (10-25 % (w/v)) and

benzyl alcohol (5-15 % (w/v)). In some embodiments, the solution comprises at least about 0.01% (w/w) of an alkyl glycoside, *e.g.* about 0.01% to 1% (w/w) of an alkyl glycoside, such as dodecyl maltoside. In some embodiments, the solution consists of diazepam (5-15 % (w/v)), dodecyl maltoside (0.01-1 % (w/v)), vitamin E (45-65 % (w/v)), ethanol (10-25 % (w/v)) and benzyl alcohol (5-15 % (w/v)); more particularly the solution may consist of diazepam (9-11 % (w/v)), dodecyl maltoside (0.1-0.5 % (w/v)), vitamin E (50-60 % (w/v)), ethanol (15-22.5 % (w/v)) and benzyl alcohol (7.5-12.5 % (w/v)); and even more particularly, the solution may consist of diazepam (10 % (w/v)), dodecyl maltoside (0.15-0.3 % (w/v)), vitamin E (50-60 % (w/v)), ethanol (17-20 % (w/v)) and benzyl alcohol (10-12 % (w/v)). In some embodiments, the patient is human. In some embodiments, the benzodiazepine is administered in a therapeutically effective amount from about 1 mg to about 20 mg. In some embodiments, the benzodiazepine is administered as in a dosage volume from about 10  $\mu$ L to about 200  $\mu$ L. In some embodiments, the administration of the pharmaceutical composition comprises spraying at least a portion of the therapeutically effective amount of the benzodiazepine into at least one nostril. In some embodiments, the administration of the pharmaceutical composition comprises spraying at least a portion of the therapeutically effective amount of the benzodiazepine into each nostril. In some embodiments, administration of the pharmaceutical composition comprises spraying a first quantity of the pharmaceutical composition into the first nostril, spraying a second quantity of the pharmaceutical composition into a second nostril, and optionally after a pre-selected time delay, spraying a third quantity of the pharmaceutical composition into the first nostril. In some embodiments, the method further comprises, optionally after a pre-selected time delay, administering at least a fourth quantity of the pharmaceutical composition to the second nostril. In some embodiments, nasal administration of the pharmaceutical composition begins at any time before or after onset of symptoms of a disorder which may be treatable with the pharmaceutical composition. In some embodiments, the treatment achieves bioavailability that is from about 80-125% (*e.g.* about 90-110%, or more particularly about 92.5-107.5%) of that achieved with the same benzodiazepine administered intravenously, *e.g.* In this context, it is intended that bioavailability be determined by a suitable pharmacodynamic method, such as comparison of area under the blood plasma concentration curve (AUC) for the nasally and intravenously administered drug. It is further understood that the percent bioavailability of the nasally administered benzodiazepine may be determined by comparing the area under the blood plasma concentration curve obtained with one dose of the benzodiazepine (*e.g.* 10 mg of nasal diazepam) with another dose of the same benzodiazepine administered intravenously (*e.g.* 5 mg of *i.v.* diazepam), taking into consideration the difference in dose. Thus, for the sake of illustration, a 10 mg nasal diazepam dose that achieves an

AUC that is precisely half of the AUC obtained with 5 mg of i.v. diazepam would have a bioavailability of 100%. In some embodiments, the disorder to be treated is a seizure, such as an epileptic seizure, a breakthrough seizure, or other seizure. In some embodiments, the solution and treatment with the solution are substantially non-irritating and well-tolerated.

[012] In some embodiments, the pharmaceutical composition for nasal administration comprises: a benzodiazepine drug; one or more natural or synthetic tocopherols or tocotrienols, or any combinations thereof, in an amount from about 30% to about 95% (w/w); and one or more alcohols or glycols, or any combinations thereof, in an amount from about 5% to about 70% (w/w), preferably about 10% to about 70% (w/w) in a pharmaceutically-acceptable formulation for administration to one or more nasal mucosal membranes of the patient. In some embodiments the benzodiazepine drug is dissolved in the one or more natural or synthetic tocopherols or tocotrienols, or any combinations thereof, in an amount from about 30% to about 95% (w/w); and the one or more alcohols or glycols, or any combinations thereof, in an amount from about 5% to about 70% (w/w), preferably about 10% to about 70% (w/w). In some embodiments, the benzodiazepine drug is dissolved in a carrier system. In some embodiments, at least part of the benzodiazepine drug is in a form comprising benzodiazepine microparticles, nanoparticles or combinations thereof. In some embodiments, the composition is substantially free of benzodiazepine microparticles, nanoparticles or combinations thereof.

[013] In some embodiments, the benzodiazepine drug is selected from the group consisting of: alprazolam, brotizolam, chlordiazepoxide, clobazam, clonazepam, clorazepam, demoxazepam, diazepam, flumazenil, flurazepam, halazepam, midazolam, nordazepam, medazepam, nitrazepam, oxazepam, lorazepam, prazepam, quazepam, triazolam, temazepam, lopraxolam, any pharmaceutically-acceptable salts thereof, and any combinations thereof. In some embodiments, the benzodiazepine drug is diazepam, or a pharmaceutically-acceptable salt thereof. In some embodiments, the benzodiazepine drug comprises benzodiazepine microparticles, nanoparticles, or combinations thereof. In some embodiments, the benzodiazepine nanoparticles have an effective average particle size of less than about 5000 nm. In some embodiments, the benzodiazepine drug is substantially free of benzodiazepine microparticles, nanoparticles or combinations thereof.

[014] In some embodiments, the one or more natural or synthetic tocopherols or tocotrienols are selected from the group consisting of:  $\alpha$ -tocopherol,  $\beta$ -tocopherol,  $\gamma$ -tocopherol,  $\delta$ -tocopherol,  $\alpha$ -tocotrienol,  $\beta$ -tocotrienol,  $\gamma$ -tocotrienol,  $\delta$ -tocotrienol, tocopherolsolan, any isomers thereof, any esters thereof, any analogs or derivatives thereof, and any combinations thereof. In some embodiments, a synthetic tocopherol can include Vitamin E TPGS (Vitamin E polyethylene glycol succinate). In some



embodiments, on the other hand, synthetic tocopherols exclude tocopherols covalently bonded or linked (e.g. through a diacid linking group) to a glycol polymer, such as polyethylene glycol). Thus, in some embodiments, the compositions described herein exclude Vitamin E TPGS.

**[015]** In some embodiments, one or more alcohols are selected from the group consisting of: ethanol, propyl alcohol, butyl alcohol, pentanol, benzyl alcohol, any isomers thereof, or any combinations thereof. In some embodiments, the one or more glycols are selected from the group consisting of: ethylene glycol, propylene glycol, butylene glycol, pentylene glycol, any isomers thereof, and any combinations thereof. In some preferred embodiments, the glycols exclude glycol polymers. In some preferred embodiments, the glycols exclude glycol polymers having an average molecular weight of greater than 200. In some embodiments, the glycols exclude polyethylene glycol having an average molecular weight of greater than about 200.

**[016]** In some embodiments, the benzodiazepine drug is present in the carrier system in a concentration from about 1 mg/mL to about 600 mg/mL. In some embodiments, the benzodiazepine drug is present in a carrier system in a concentration from about 10 mg/mL to about 250 mg/mL. In some embodiments, the benzodiazepine is present in a carrier system in a concentration from about 20 mg/mL to about 50 mg/mL.

**[017]** In some embodiments, the carrier system comprises one or more natural or synthetic tocopherols or tocotrienols, or any combinations thereof, in an amount from about 45% to about 85% (w/w). In some embodiments, the carrier system comprises one or more natural or synthetic tocopherols or tocotrienols, or any combinations thereof, in an amount from about 60% to about 75% (w/w). In some embodiments, the carrier system comprises one or more natural or synthetic tocopherols or tocotrienols, or any combinations thereof, in an amount of about 70% (w/w).

**[018]** In some embodiments, the carrier system comprises one or more alcohols or glycols, or any combinations thereof, in an amount from about 10% to about 70% (w/w). In some embodiments, the carrier system comprises one or more alcohols or glycols, or any combinations thereof, in an amount from about 15% to about 55% (w/w). In some embodiments, the carrier system comprises one or more alcohols or glycols, or any combinations thereof, in an amount from about 25% to about 40% (w/w). In some embodiments, the carrier system comprises one or more alcohols or glycols, or any combinations thereof, in an amount of about 30% (w/w).

**[019]** In some embodiments, the composition comprises at least one additional ingredient selected from the group consisting of: active pharmaceutical ingredients; enhancers; excipients; and agents used to adjust the pH, buffer the composition, prevent degradation, and improve appearance, odor, or taste.

[020] In some embodiments, the composition comprises one or more additional excipients, such as one or more parabens, one or more povidones, and/or one or more alkyl glycosides.

[021] The invention also discloses a method of treating a patient with a disorder that may be treatable with a benzodiazepine drug. In some embodiments, the patient is a human. In some embodiments, the method comprises: administering to one or more nasal mucosal membranes of a patient a pharmaceutical composition for nasal administration comprising a benzodiazepine drug; one or more natural or synthetic tocopherols or tocotrienols, or any combinations thereof, in an amount from about 30% to about 95% (w/w); and one or more alcohols or glycols, or any combinations thereof, in an amount from about 5% to about 70%, preferably about 10% to about 70% (w/w). In some embodiments, the benzodiazepine is dissolved in the one or more natural or synthetic tocopherols or tocotrienols, or any combinations thereof, in an amount from about 30% to about 95% (w/w); and the one or more alcohols or glycols, or any combinations thereof, in an amount from about 5% to about 70%, preferably about 10% to about 70% (w/w). In some embodiments, the benzodiazepine drug is dissolved in a carrier system. In some embodiments, the benzodiazepine drug includes benzodiazepine microparticles, nanoparticles, or combinations thereof. In some embodiments, the composition is substantially free of benzodiazepine microparticles, nanoparticles or combinations thereof.

[022] In some embodiments, the benzodiazepine drug is selected from the group consisting of: alprazolam, brotizolam, chlordiazepoxide, clobazam, clonazepam, clorazepam, demoxazepam, diazepam, flumazenil, flurazepam, halazepam, midazolam, nordazepam, medazepam, nitrazepam, oxazepam, lorazepam, prazepam, quazepam, triazolam, temazepam, loperazolam, or any pharmaceutically-acceptable salts thereof, and any combinations thereof. In some embodiments, the benzodiazepine drug is diazepam, or a pharmaceutically-acceptable salt thereof. In some embodiments, the benzodiazepine drug is fully dissolved in a single phase comprising one or more one or more natural or synthetic tocopherols or tocotrienols and one or more alcohols or glycols. In some embodiments, the benzodiazepine drug comprises benzodiazepine microparticles, nanoparticles, or combinations thereof. In some such embodiments, the composition further comprises water. In some embodiments, the benzodiazepine nanoparticles have an effective average particle size of less than about 5000 nm. In some embodiments, the composition is substantially free of benzodiazepine microparticles, nanoparticles or combinations thereof.

[023] In some embodiments, the one or more natural or synthetic tocopherols or tocotrienols are selected from the group consisting of:  $\alpha$ -tocopherol,  $\beta$ -tocopherol,  $\gamma$ -tocopherol,  $\delta$ -tocopherol,  $\alpha$ -

tocotrienol,  $\beta$ - tocotrienol,  $\gamma$ - tocotrienol,  $\delta$ - tocotrienol, tocophersolan, any isomers thereof, any esters thereof, any analogs or derivatives thereof, and any combinations thereof.

[024] In some embodiments, the one or more alcohols are selected from the group consisting of: ethanol, propyl alcohol, butyl alcohol, pentanol, benzyl alcohol, any isomers thereof, and any combinations thereof. In some embodiments, the one or more glycols are selected from the group consisting of: ethylene glycol, propylene glycol, butylene glycol, pentylene glycol, any isomers thereof, and any combinations thereof. In some embodiments, the alcohol or glycol is free of water (dehydrated, USP). In some embodiments, the alcohol is ethanol (dehydrated, USP).

[025] In some embodiments, the benzodiazepine drug is present in the carrier system in a concentration from about 1 mg/mL to about 600 mg/mL. In some embodiments, the benzodiazepine drug is present in the carrier system in a concentration of from about 10 mg/mL to about 250 mg/mL. In some embodiments, the benzodiazepine drug is present in the carrier system in a concentration of from about 20 mg/mL to about 50 mg/mL.

[026] In some embodiments, the carrier system comprises one or more natural or synthetic tocopherols or tocotrienols, or any combinations thereof, in an amount from about 45% to about 85% (w/w). In some embodiments, the carrier system comprises one or more natural or synthetic tocopherols or tocotrienols, or any combinations thereof, in an amount from about 60% to about 75% (w/w). In some embodiments, the carrier system comprises one or more natural or synthetic tocopherols or tocotrienols, or any combinations thereof, in an amount of about 70% (w/w).

[027] In some embodiments, the carrier system comprises one or more alcohols or glycols, or any combinations thereof, in an amount from about 15% to about 55% (w/w). In some embodiments, the carrier system comprises one or more alcohols or glycols, or any combinations thereof, in an amount from about 25% to about 40% (w/w). In some embodiments, the carrier system comprises one or more alcohols or glycols, or any combinations thereof, in an amount from about 30% (w/w).

[028] In some embodiments, the composition comprises at least one additional ingredient selected from the group consisting of: active pharmaceutical ingredients; enhancers; excipients; and agents used to adjust the pH, buffer the composition, prevent degradation, and improve appearance, odor, or taste.

[029] In some embodiments, the composition is in a pharmaceutically-acceptable spray formulation, and further comprising administering the composition to one or more nasal mucosal membranes of the patient. In some embodiments, the therapeutically effective amount is from about 1 mg to about 20 mg of the benzodiazepine. In some embodiments, the pharmaceutical composition is in a pharmaceutically-acceptable spray formulation having volume from about 10  $\mu$ L to 200  $\mu$ L.

[030] In some embodiments, the administration of the composition comprises spraying at least a portion of the therapeutically effective amount of the composition into at least one nostril. In some embodiments, the administration of the composition comprises spraying at least a portion of the therapeutically effective amount of the composition into each nostril. In some embodiments, the administration of the composition comprises spraying a first quantity of the composition into the first nostril, spraying a second quantity of the composition into a second nostril, and optionally after a pre-selected time delay, spraying a third quantity of the composition into the first nostril. Some embodiments further comprise, optionally after a pre-selected time delay, administering at least a fourth quantity of the composition to the second nostril.

[031] In some embodiments, the administration of the composition begins at any time before or after onset of symptoms of a disorder which may be treatable with the composition.

[032] Additional embodiments, uses, and advantages of the invention will become apparent to the person skilled in the art upon consideration of the disclosure set forth herein.

#### **INCORPORATION BY REFERENCE**

[033] All publications, patents, and patent applications mentioned in this specification are herein incorporated by reference to the same extent as if each individual publication, patent, or patent application was specifically and individually indicated to be incorporated by reference.

#### **BRIEF DESCRIPTION OF THE DRAWINGS**

[034] Some embodiments of the invention may be further appreciated upon consideration of the appended drawings, of which:

[035] Figure 1 depicts a 240 hour linear plot of the arithmetic mean plasma concentration of diazepam after intranasal administration of 10 mg of diazepam as a suspension of Table 11-2, intranasal administration 10 mg of diazepam as a solution of Table 11-1, and 5 mg of diazepam as an intravenous injection.

[036] Figure 2 depicts a 240 hour semi-logarithmic plot of the arithmetic mean plasma concentration of diazepam after intranasal administration of 10 mg of diazepam as a suspension of Table 11-2, intranasal administration 10 mg of diazepam as a solution of Table 11-1, and 5 mg of diazepam as an intravenous injection.

[037] Figure 3 depicts a 24 hour linear plot of the arithmetic mean plasma concentration of diazepam after intranasal administration of 10 mg of diazepam as a suspension of Table 11-2, intranasal

administration 10 mg of diazepam as a solution of Table 11-1, and 5 mg of diazepam as an intravenous injection.

[038] Figure 4 is a Flow Diagram for one embodiment of a process for the manufacture of a diazepam solution according to the instant invention.

[039] Figure 5 is a Flow Diagram for one embodiment of a process for the manufacture of a diazepam suspension according to the instant invention.

#### **DETAILED DESCRIPTION OF THE INVENTION**

[040] Provided herein are pharmaceutical compositions of one or more benzodiazepine drugs and methods of using such pharmaceutical compositions. Such pharmaceutical compositions are administered nasally.

[041] In some embodiments, the pharmaceutical composition for nasal administration comprises: a benzodiazepine drug; one or more natural or synthetic tocopherols or tocotrienols, or any combinations thereof, in an amount from about 30% to about 95% (w/w); and one or more alcohols or glycols, or any combinations thereof, in an amount from about 10% to about 70% (w/w) in a pharmaceutically-acceptable formulation for administration to one or more nasal mucosal membranes of the patient. In some embodiments the benzodiazepine drug is dissolved in the one or more natural or synthetic tocopherols or tocotrienols, or any combinations thereof, in an amount from about 30% to about 95% (w/w); and the one or more alcohols or glycols, or any combinations thereof, in an amount from about 10% to about 70% (w/w). In some embodiments, the benzodiazepine drug is dissolved in a carrier system. In some embodiments, at least part of the benzodiazepine drug is in a form of microparticles, nanoparticles, or combinations thereof. In some embodiments, the composition is substantially free of benzodiazepine microparticles, nanoparticles or combinations thereof.

[042] In some embodiments, the pharmaceutical composition for nasal administration comprises: a benzodiazepine drug; one or more natural or synthetic tocopherols or tocotrienols, or any combinations thereof, in an amount from about 30% to about 95% (w/w); and one or more alcohols or glycols, or any combinations thereof, in an amount from about 5% to about 70% (w/w) in a pharmaceutically-acceptable formulation for administration to one or more nasal mucosal membranes of the patient. In some embodiments the benzodiazepine drug is dissolved in the one or more natural or synthetic tocopherols or tocotrienols, or any combinations thereof, in an amount from about 30% to about 95% (w/w); and the one or more alcohols or glycols, or any combinations thereof, in an amount from about 5% to about 70% (w/w). In some embodiments, the benzodiazepine drug is dissolved in a carrier system.

In some embodiments, at least part of the benzodiazepine drug is in a form of microparticles, nanoparticles, or combinations thereof. In some embodiments, the composition is substantially free of benzodiazepine microparticles, nanoparticles or combinations thereof.

**[043]** In some embodiments, the benzodiazepine drug is selected from the group consisting of: alprazolam, brotizolam, chlordiazepoxide, clobazam, clonazepam, clorazepam, demoxazepam, diazepam, flumazenil, flurazepam, halazepam, midazolam, nordazepam, medazepam, nitrazepam, oxazepam, lorazepam, prazepam, quazepam, triazolam, temazepam, loprazolam, any pharmaceutically-acceptable salts thereof, and any combinations thereof. In some embodiments, the benzodiazepine drug is diazepam, or a pharmaceutically-acceptable salt thereof. In some embodiments, the benzodiazepine drug comprises benzodiazepine microparticles, nanoparticles, or combinations thereof. In some embodiments, the benzodiazepine nanoparticles have an effective average particle size of less than about 5000 nm. In some embodiments, the composition is substantially free of benzodiazepine microparticles, nanoparticles or combinations thereof.

**[044]** In some embodiments, the one or more natural or synthetic tocopherols or tocotrienols are selected from the group consisting of:  $\alpha$ -tocopherol,  $\beta$ -tocopherol,  $\gamma$ -tocopherol,  $\delta$ -tocopherol,  $\alpha$ -tocotrienol,  $\beta$ -tocotrienol,  $\gamma$ -tocotrienol,  $\delta$ -tocotrienol, tocophersolan, any isomers thereof, any esters thereof, any analogs or derivatives thereof, and any combinations thereof. In some embodiments, the carrier system includes one or more synthetic tocopherols having a polymer glycol covalently bonded or linked to a tocopherol core, such as Vitamin E TPGS, which is described in United States Patent No. 6,193,985, which is incorporated herein by reference in its entirety. In particular, it has been found that in some particulate suspensions of benzodiazepines, wherein the benzodiazepine is not dissolved in a tocopherol phase, Vitamin E TPGS can be a desirable excipient for stabilizing the particulate (microparticle, nanoparticle or combination) suspension. In some embodiments, on the other hand, the carrier system specifically excludes synthetic tocopherols having a polymer glycol covalently bonded or linked to a tocopherol core, such as Vitamin E TPGS, which is described in United States Patent No. 6,193,985, which is incorporated herein by reference in its entirety.

**[045]** In some embodiments, one or more alcohols are selected from the group consisting of: ethanol, propyl alcohol, butyl alcohol, pentanol, benzyl alcohol, any isomers thereof, or any combinations thereof. In some embodiments, the alcohol is ethanol (dehydrated, USP). In some embodiments, the one or more glycols are selected from the group consisting of: ethylene glycol, propylene glycol, butylene glycol, pentylene glycol, any isomers thereof, and any combinations thereof. In some embodiments, the glycol is propylene glycol USP. In some embodiments, a synthetic tocopherol can include Vitamin E

TPGS (Vitamin E polyethylene glycol succinate). In some embodiments, on the other hand, synthetic tocopherols exclude tocopherols covalently bonded or linked (e.g. through a diacid linking group) to a glycol polymer, such as polyethylene glycol). Thus, in some embodiments, the compositions described herein exclude Vitamin E TPGS.

[046] In some embodiments, the benzodiazepine drug is present in the carrier system in a concentration from about 1 mg/mL to about 600 mg/mL. In some embodiments, the benzodiazepine drug is present in a carrier system in a concentration from about 10 mg/mL to about 250 mg/mL. In some embodiments, the benzodiazepine is present in a carrier system in a concentration from about 20 mg/mL to about 50 mg/mL.

[047] In some embodiments, the carrier system comprises one or more natural or synthetic tocopherols or tocotrienols, or any combinations thereof, in an amount from about 45% to about 85% (w/w). In some embodiments, the carrier system comprises one or more natural or synthetic tocopherols or tocotrienols, or any combinations thereof, in an amount from about 60% to about 75% (w/w). In some embodiments, the carrier system comprises one or more natural or synthetic tocopherols or tocotrienols, or any combinations thereof, in an amount of about 70% (w/w). In some embodiments, a synthetic tocopherol can include Vitamin E TPGS (Vitamin E polyethylene glycol succinate). In some embodiments, on the other hand, synthetic tocopherols exclude tocopherols covalently bonded or linked (e.g. through a diacid linking group) to a glycol polymer, such as polyethylene glycol). Thus, in some embodiments, the compositions described herein exclude Vitamin E TPGS.

[048] In some embodiments, the carrier system comprises one or more alcohols or glycols, or any combinations thereof, in an amount from about 10% to about 55%, about 10% to about 40%, about 10% to about 35%, about 12% to about 55%, about 12% to about 40%, about 12% to about 35%, about 15% to about 55%, about 15% to about 40%, about 15% to about 35%, about 10%, about 12.5%, about 15%, about 17.5%, about 20%, about 22.5%, about 25%, about 27.5%, about 30%, about 32.5%, about 35%, about 37.5%, about 40%, about 42.5%, about 45%, about 47.5%, about 50%, about 52.5% or about 55% (w/w). In some embodiments, the carrier system comprises one or more alcohols or glycols, or any combinations thereof, in an amount from about 25% to about 40% (w/w). In some embodiments, the carrier system comprises one or more alcohols or glycols, or any combinations thereof, in an amount of about 30% (w/w). In some embodiments, the alcohol is ethanol or contains ethanol. In some preferred embodiments, the glycols exclude glycol polymers. In some preferred embodiments, the glycols exclude glycol polymers having an average molecular weight of greater than 200. In some embodiments, the glycols exclude polyethylene glycol having an average molecular weight of greater than about 200.

[049] In some embodiments, the carrier system comprises one or more alcohols or glycols, or any combinations thereof, in an amount from about 15% to about 55% (w/w). In some embodiments, the carrier system comprises one or more alcohols or glycols, or any combinations thereof, in an amount from about 25% to about 40% (w/w). In some embodiments, the carrier system comprises one or more alcohols or glycols, or any combinations thereof, in an amount of about 30% (w/w).

[050] In some embodiments, the composition comprises at least one additional ingredient selected from the group consisting of: active pharmaceutical ingredients; enhancers; excipients; and agents used to adjust the pH, buffer the composition, prevent degradation, and improve appearance, odor, or taste.

[051] In some embodiments, the compositions comprise at least one alkyl glycoside. In some embodiments, the at least one alkyl glycoside is one described in United States Patent No. 5,661,130, which is incorporated by reference herein.

[052] In some embodiments, the composition comprises a benzodiazepine drug that is fully dissolved in a solvent comprising a natural or synthetic tocopherol or tocotrienol, and an alcohol or glycol. In some embodiments, the composition comprises a benzodiazepine drug that is fully dissolved in a solvent comprising a natural or synthetic tocopherol or tocotrienol and an alcohol or glycol, wherein the solution is at least substantially free of water. (In some embodiments, “substantially free of water” indicates that the solution contains less than about 1%, less than about 0.5%, less than about 0.25% or less than about 0.1% water.) In some embodiments, the composition consists essentially of a benzodiazepine drug that is fully dissolved in a solvent consisting of one or more natural or synthetic tocopherols or tocotrienols, one or more alcohols or glycols, and optionally one or more alkyl glycosides. In some embodiments, the composition consists essentially of a benzodiazepine drug that is fully dissolved in a solvent consisting of one or more natural or synthetic tocopherols or tocotrienols, one or more alcohols or glycols, and optionally one or more alkyl glycosides wherein the solution is at least substantially free of water. (In some embodiments, “substantially free of water” indicates that the solution contains less than about 1%, less than about 0.5%, less than about 0.25% or less than about 0.1% water.) In some embodiments, the composition consists of a benzodiazepine dissolved in a solvent consisting of one or more natural or synthetic tocopherols or tocotrienols, one or more alcohols or glycols, and optionally one or more alkyl glycosides. In some embodiments, the composition consists of a benzodiazepine dissolved in a solvent consisting of one or more natural or synthetic tocopherols or tocotrienols, one or more alcohols or glycols, and optionally one or more alkyl glycosides, wherein the solution is at least substantially free of water. (In some embodiments, “substantially free of water” indicates that the solution contains less than about 1%, less than about 0.5%, less than about 0.25% or less than about 0.1% water.)



**[053]** In some embodiments, the composition comprises a benzodiazepine drug that is fully dissolved in a solvent comprising a natural or synthetic tocopherol or tocotrienol, and an alcohol or glycol. Thus, in some embodiments, the composition is substantially free of benzodiazepine microparticles, nanoparticles or combinations thereof. In some embodiments, the composition comprises a benzodiazepine drug that is fully dissolved in a solvent comprising a natural or synthetic tocopherol or tocotrienol and an alcohol or glycol, wherein the solution is at least substantially free of water. (In some embodiments, “substantially free of water” indicates that the solution contains less than about 1%, less than about 0.5%, less than about 0.25% or less than about 0.1% water.) In some embodiments, the composition consists essentially of a benzodiazepine drug that is fully dissolved in a solvent consisting of one or more natural or synthetic tocopherols or tocotrienols, one or more alcohols or glycols, and optionally one or more alkyl glycosides. In some embodiments, the composition consists essentially of a benzodiazepine drug that is fully dissolved in a solvent consisting of one or more natural or synthetic tocopherols or tocotrienols, one or more alcohols or glycols, and optionally one or more alkyl glycosides wherein the solution is at least substantially free of water. (In some embodiments, “substantially free of water” indicates that the solution contains less than about 1%, less than about 0.5%, less than about 0.25% or less than about 0.1% water.) In some embodiments, the composition consists of a benzodiazepine dissolved in a solvent consisting of one or more natural or synthetic tocopherols, one or more alcohols or glycols, and optionally one or more alkyl glycosides. In some embodiments, the composition consists of a benzodiazepine dissolved in a solvent consisting of one or more natural or synthetic tocopherols, one or more alcohols or glycols, and optionally one or more alkyl glycosides, wherein the solution is at least substantially free of water. (In some embodiments, “substantially free of water” indicates that the solution contains less than about 1%, less than about 0.5%, less than about 0.25% or less than about 0.1% water.)

**[054]** In some embodiments, the composition contains a benzodiazepine drug that at least partially in a particulate form suspended in a carrier system containing a natural or synthetic tocopherol or tocotrienol and one or more alcohols or glycols. In some embodiments, substantially all the benzodiazepine drug is in a particulate form. In some embodiments, at least part of the benzodiazepine drug is in a microparticulate or nanoparticulate form. The carrier system is one in which the amount of at least one benzodiazepine present in the composition exceeds its solubility in the carrier system. In some embodiments, a carrier system in such a composition includes water. In some embodiments, such a liquid carrier system contains water and one or more excipients. In some embodiments, one or more excipients are dissolved or suspended in the carrier system. In some embodiments, at least one such

excipient stabilizes the suspension of benzodiazepine particulates in the carrier system. In some embodiments, the carrier system may contain varying concentrations of parabens (e.g. methylparaben, propylparaben, etc.), and/or varying amounts of one or more surfactants, such as povidone (polyvinyl pyrrolidinone). In some embodiments, benzodiazepine particulate suspensions specifically exclude one or more polymeric glycols, such as polyethylene glycol. In some embodiments, benzodiazepine particulate suspensions specifically exclude one or more polymeric glycols having a molecular weight greater than about 200 g/mol. In some embodiments, the composition comprises a benzodiazepine drug in a form including benzodiazepine microparticles and/or nanoparticles suspended in a carrier system comprising synthetic tocopherol, one or more parabens, one or more alcohols or glycols, one or more surfactants and water. In some embodiments, the composition comprises a benzodiazepine drug in a form including benzodiazepine microparticles or nanoparticles suspended in a carrier system comprising Vitamin E TPGS, one or both of methylparaben and propylparaben, at least one glycol, povidone and water. In some embodiments, the composition comprises a benzodiazepine drug in a form including benzodiazepine microparticles and/or nanoparticles suspended in a carrier system comprising Vitamin E TPGS, methylparaben, propylparaben, propylene glycol, povidone and water. In some embodiments, the composition consists essentially of a benzodiazepine drug in a form including benzodiazepine microparticles and/or nanoparticles suspended in a carrier system consisting essentially of a synthetic tocopherol, one or more parabens, one or more alcohols or glycols, one or more surfactants and water. In some embodiments, the composition consists essentially of a benzodiazepine drug in a form including benzodiazepine microparticles or nanoparticles suspended in a carrier system consisting essentially of Vitamin E TPGS, one or both of methylparaben and propylparaben, at least one glycol, povidone and water. In some embodiments, the composition consists essentially of a benzodiazepine drug in a form including benzodiazepine microparticles and/or nanoparticles suspended in a carrier system consisting essentially of Vitamin E TPGS, methylparaben, propylparaben, propylene glycol, povidone and water. In some embodiments, the composition consists of a benzodiazepine drug in a form including benzodiazepine microparticles and/or nanoparticles suspended in a carrier system consisting of a synthetic tocopherol, one or more parabens, one or more alcohols or glycols, one or more surfactants and water. In some embodiments, the composition consists of a benzodiazepine drug in a form including benzodiazepine microparticles or nanoparticles suspended in a carrier system consisting of Vitamin E TPGS, one or both of methylparaben and propylparaben, at least one glycol, povidone and water. In some embodiments, the composition consists of a benzodiazepine drug in a form including

benzodiazepine microparticles and/or nanoparticles suspended in a carrier system consisting of Vitamin E TPGS, methylparaben, propylparaben, propylene glycol, povidone and water.

[055] In some embodiments, the composition contains a benzodiazepine drug that at least partially in a particulate form suspended in a carrier system containing a natural or synthetic tocopherol or tocotrienol, one or more alcohols or glycols, and an alkyl glycoside. In some embodiments, substantially all the benzodiazepine drug is in a particulate form. In some embodiments, at least part of the benzodiazepine drug is in a microparticulate or nanoparticulate form. The carrier system is one in which the amount of at least one benzodiazepine present in the composition exceeds its solubility in the carrier system. In some embodiments, a carrier system in such a composition includes water. In some embodiments, such a liquid carrier system contains water and one or more excipients. In some embodiments, one or more excipients are dissolved or suspended in the carrier system. In some embodiments, at least one such excipient stabilizes the suspension of benzodiazepine particulates in the carrier system. In some embodiments, the carrier system may contain varying concentrations of parabens (e.g. methylparaben, propylparaben, etc.), and/or varying amounts of one or more surfactants, such as povidone (polyvinyl pyrrolidinone). In some embodiments, benzodiazepine particulate suspensions specifically exclude one or more polymeric glycols, such as polyethylene glycol. In some embodiments, benzodiazepine particulate suspensions specifically exclude one or more polymeric glycols having a molecular weight greater than about 200 g/mol. In some embodiments, the composition comprises a benzodiazepine drug in a form including benzodiazepine microparticles and/or nanoparticles suspended in a carrier system comprising a synthetic tocopherol, one or more parabens, one or more alcohols or glycols, an alkyl glycoside and water. In some embodiments, the composition comprises a benzodiazepine drug in a form including benzodiazepine microparticles or nanoparticles suspended in a carrier system comprising Vitamin E TPGS, one or both of methylparaben and propylparaben, at least one glycol, an alkyl glycoside and water. In some embodiments, the composition comprises a benzodiazepine drug in a form including benzodiazepine microparticles and/or nanoparticles suspended in a carrier system comprising Vitamin E TPGS, methylparaben, propylparaben, propylene glycol, an alkyl glycoside and water. In some embodiments, the composition consists essentially of a benzodiazepine drug in a form including benzodiazepine microparticles and/or nanoparticles suspended in a carrier system consisting essentially of a synthetic tocopherol, one or more parabens, one or more alcohols or glycols, an alkyl glycoside, optionally a surfactant, and water. In some embodiments, the composition consists essentially of a benzodiazepine drug in a form including benzodiazepine microparticles or nanoparticles suspended in a carrier system consisting essentially of

Vitamin E TPGS, one or both of methylparaben and propylparaben, at least one glycol, an alkyl glycoside, optionally a povidone and water. In some embodiments, the composition consists essentially of a benzodiazepine drug in a form including benzodiazepine microparticles and/or nanoparticles suspended in a carrier system consisting essentially of Vitamin E TPGS, methylparaben, propylparaben, propylene glycol, an alkyl glycoside, optionally a povidone, and water. In some embodiments, the composition consists of a benzodiazepine drug in a form including benzodiazepine microparticles and/or nanoparticles suspended in a carrier system consisting of a synthetic tocopherol, one or more parabens, one or more alcohols or glycols, an alkyl glycoside, optionally one or more surfactants, and water. In some embodiments, the composition consists of a benzodiazepine drug in a form including benzodiazepine microparticles or nanoparticles suspended in a carrier system consisting of Vitamin E TPGS, one or both of methylparaben and propylparaben, at least one glycol, an alkyl glycoside, optionally a povidone and water. In some embodiments, the composition consists of a benzodiazepine drug in a form including benzodiazepine microparticles and/or nanoparticles suspended in a carrier system consisting of Vitamin E TPGS, methylparaben, propylparaben, propylene glycol, an alkyl glycoside, optionally a povidone and water.

**[056]** The invention also discloses a method of treating a patient with a disorder that may be treatable with a benzodiazepine drug. In some embodiments, the patient is a human. In some embodiments, the method comprises: administering to one or more nasal mucosal membranes of a patient a pharmaceutical composition for nasal administration comprising a benzodiazepine drug; one or more natural or synthetic tocopherols or tocotrienols, or any combinations thereof, in an amount from about 30% to about 95% (w/w); and one or more alcohols or glycols, or any combinations thereof, in an amount from about 5% to about 70% (w/w), preferably about 10% to about 70% (w/w). In some embodiments, the benzodiazepine is dissolved in the one or more natural or synthetic tocopherols or tocotrienols, or any combinations thereof, in an amount from about 30% to about 95% (w/w); and the one or more alcohols or glycols, or any combinations thereof, in an amount from about 5% to about 70% (w/w), preferably about 10% to about 70% (w/w). In some embodiments, the benzodiazepine drug is dissolved in a carrier system. In other embodiments, at least part of the benzodiazepine drug is in a form including microparticles, nanoparticles, or combinations thereof. In some embodiments, the composition is substantially free of benzodiazepine microparticles, nanoparticles or combinations thereof.

**[057]** In some embodiments, the benzodiazepine drug is selected from the group consisting of: alprazolam, brotizolam, chlordiazepoxide, clobazam, clonazepam, clorazepam, demoxazepam, diazepam, flumazenil, flurazepam, halazepam, midazolam, nordazepam, medazepam, nitrazepam,

oxazepam, lorazepam, prazepam, quazepam, triazolam, temazepam, loprazolam, or any pharmaceutically-acceptable salts thereof, and any combinations thereof. In some embodiments, the benzodiazepine drug is diazepam, or a pharmaceutically-acceptable salt thereof. In some embodiments, the benzodiazepine drug comprises benzodiazepine microparticles, nanoparticles, or combinations thereof. In some embodiments, the benzodiazepine nanoparticles have an effective average particle size of less than about 5000 nm.

**[058]** In some embodiments, the one or more natural or synthetic tocopherols or tocotrienols are selected from the group consisting of:  $\alpha$ -tocopherol,  $\beta$ -tocopherol,  $\gamma$ -tocopherol,  $\delta$ -tocopherol,  $\alpha$ -tocotrienol,  $\beta$ -tocotrienol,  $\gamma$ -tocotrienol,  $\delta$ -tocotrienol, tocophersolan, any isomers thereof, any esters thereof, any analogs or derivatives thereof, and any combinations thereof. A synthetic tocopherol may include a tocopherol that has been modified to include a hydrophilic group, such as a polyethylene glycol group, which may be directly covalently bonded to the tocopherol or may be linked to the tocopherol through a covalent linking group, such as a diacid. An exemplary synthetic tocopherol of this type is Vitamin E Polyethylene Glycol Succinate (Vitamin E TPGS), although the person skilled in the art will be able to envision other synthetic tocopherols that have similar diacid and/or hydrophilic groups.

**[059]** In some embodiments, the one or more alcohols are selected from the group consisting of: ethanol, propyl alcohol, butyl alcohol, pentanol, benzyl alcohol, any isomers thereof, and any combinations thereof. In some embodiments, the one or more glycols are selected from the group consisting of: ethylene glycol, propylene glycol, butylene glycol, pentylene glycol, any isomers thereof, and any combinations thereof. In some embodiments, one or more glycols specifically excludes polymeric glycols, such as polyethylene glycol. In some embodiments, one or more glycols specifically excludes a polymeric glycol having a molecular weight of greater than about 200 g/mol.

**[060]** In some embodiments, the benzodiazepine drug is present in the carrier system in a concentration from about 1 mg/mL to about 600 mg/mL. In some embodiments, the benzodiazepine drug is present in the carrier system in a concentration of from about 10 mg/mL to about 250 mg/mL. In some embodiments, the benzodiazepine drug is present in the carrier system in a concentration of from about 20 mg/mL to about 50 mg/mL.

**[061]** In some embodiments, the carrier system comprises one or more natural or synthetic tocopherols or tocotrienols, or any combinations thereof, in an amount from about 45% to about 85% (w/w). In some embodiments, the carrier system comprises one or more natural or synthetic tocopherols or tocotrienols, or any combinations thereof, in an amount from about 60% to about 75% (w/w). In some embodiments,

the carrier system comprises one or more natural or synthetic tocopherols or tocotrienols, or any combinations thereof, in an amount of about 70% (w/w). In some embodiments, especially where particulate suspensions of a benzodiazepine drug are contemplated, the compositions may include a tocopherol, especially a synthetic tocopherol having a hydrophilic group covalently linked to a tocopherol. In other embodiments, especially where a solution of benzodiazepine drug is contemplated, the tocopherol is substantially or completely free of Vitamin E TPGS.

**[062]** In some embodiments, the carrier system comprises one or more alcohols or glycols, or any combinations thereof, in an amount from about 10% to about 55% (w/w). In some embodiments, the carrier system comprises one or more alcohols or glycols, or any combinations thereof, in an amount from about 25% to about 40% (w/w). In some embodiments, the carrier system comprises one or more alcohols or glycols, or any combinations thereof, in an amount from about 30% (w/w). In some embodiments the amount of one or more alcohols or glycols in the carrier system is about 10% to about 55%, about 10% to about 40%, about 10% to about 35%, about 12% to about 55%, about 12% to about 40%, about 12% to about 35%, about 15% to about 55%, about 15% to about 40%, about 15% to about 35%, about 10%, about 12.5%, about 15%, about 17.5%, about 20%, about 22.5%, about 25%, about 27.5%, about 30%, about 32.5%, about 35%, about 37.5%, about 40%, about 42.5%, about 45%, about 47.5%, about 50%, about 52.5% or about 55% (w/w).

**[063]** In some embodiments, the composition comprises at least one additional ingredient selected from the group consisting of: active pharmaceutical ingredients; enhancers; excipients; and agents used to adjust the pH, buffer the composition, prevent degradation, and improve appearance, odor, or taste.

**[064]** In some embodiments, a composition comprises at least one penetration enhancer in addition to a benzodiazepine drug, a natural or synthetic tocopherol or tocotrienol, and an alcohol or glycol. In some embodiments, the penetration enhancer is an alkyl glycoside. In some embodiments, the alkyl glycoside refers to any sugar joined to any hydrophobic alkyl, as described in United States patent number 5,661,130, which is incorporated herein by reference in its entirety. The hydrophobic alkyl can be any suitable length, for example about 9 to about 24 carbons in length, especially about 10 to about 14 carbons in length. The hydrophobic alkyl can be branched and/or partially or wholly unsaturated. The alkyl may be joined to the saccharide core for example through a carbonyl group, whereby an ester group may be formed. A suitable alkyl glycoside will have the characteristics of being nontoxic, nonionic, and capable of increasing the absorption of a benzodiazepine drug when it is administered intranasally as described herein. Exemplary saccharides that may be covalently joined to an alkyl according to the present invention include glucose, maltose, maltotriose, maltotetrose, sucrose and

trehalose. Exemplary alkyl glycosides that may be employed include octyl-, nonyl-, decyl-, undecyl-, dodecyl, tridecyl, tetradecyl, pentadecyl, octadecyl  $\alpha$ - or  $\beta$ -D-maltoside, -glucoside or sucroside. In some embodiments, the preferred glycosides include maltose, sucrose or glucose linked by glycosidic linkage to an alkyl chain of 9, 10, 12, 14, 16, 18 or 20 carbon atoms. Where present, the amount of alkyl glycoside in the composition is sufficient to enhance the absorption of a benzodiazepine drug administered by the intranasal route. In some embodiments, the amount of alkyl glycoside in the composition is selected so as to enhance absorption of the benzodiazepine drug, while at the same time not significantly irritating the nasal mucosa. In some embodiments, the amount of alkyl glycoside in the composition is in a range of about 0.01% (w/v) to about 1% (w/v). In some embodiments, the amount of alkyl glycoside in the composition is in a range of about 0.05% (w/v) to about 0.5% (w/v), or about 0.125% (w/v) to about 0.5% (w/v).

[065] In some embodiments, the composition is in a pharmaceutically-acceptable spray formulation, and further comprising administering the composition to one or more nasal mucosal membranes of the patient. In some embodiments, the therapeutically effective amount is from about 1 mg to about 20 mg of the benzodiazepine. In some embodiments, the pharmaceutical composition is in a pharmaceutically-acceptable spray formulation having volume from about 10  $\mu$ L to 200  $\mu$ L.

[066] In some embodiments, the administration of the composition comprises spraying at least a portion of the therapeutically effective amount of the composition into at least one nostril. In some embodiments, the administration of the composition comprises spraying at least a portion of the therapeutically effective amount of the composition into each nostril. In some embodiments, the administration of the composition comprises spraying a first quantity of the composition into the first nostril, spraying a second quantity of the composition into a second nostril, and optionally after a pre-selected time delay, spraying a third quantity of the composition into the first nostril. Some embodiments further comprise, optionally after a pre-selected time delay, administering at least a fourth quantity of the composition to the second nostril.

[067] In some embodiments, the administration of the composition begins at any time before or after onset of symptoms of a disorder which may be treatable with the composition.

### **Definitions**

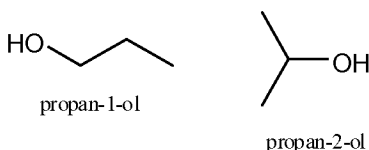
[068] As used herein the phrase “therapeutically effective amount” (or more simply “effective amount”) includes an amount sufficient to provide a specific therapeutic response for which the drug is administered to a patient in need of particular treatment. The skilled clinician will recognize that the

therapeutically effective amount of drug will depend upon the patient, the indication and the particular drug administered.

[069] As used herein, the modifier “about” is intended to have its regularly recognized meaning of approximately. In some embodiments, the term may be more precisely interpreted as meaning within a particular percentage of the modified value, e.g. “about” may in some embodiments mean  $\pm 20\%$ ,  $\pm 10\%$ ,  $\pm 5\%$ ,  $\pm 2\%$ , or  $\pm 1\%$  or less.

[070] As used herein, the phrase “analogous or derivatives” includes molecules that differ from one another molecule due to one or more atoms or functional groups having been replaced with a different atom or functional group. This may result in molecules with similar chemical formulas but different chemical and/or biological properties.

[071] As used herein, the term, “isomer” includes molecules with identical chemical formulas, but between which the arrangement of the molecules may vary. These varying arrangements may result in molecules with identical chemical formulas but different chemical properties. By way of non-limiting example, propanol has the chemical formula  $C_3H_7OH$ . It may be found as propan-1-ol, wherein the  $-OH$  is found attached to an end carbon. Alternatively, it may be found as propan-2-ol, wherein the  $-OH$  is found attached to the second carbon.



[072] As used herein, the term “seizure” includes commonly recognized types of seizures, including absence seizures, myoclonic seizures, clonic seizures, tonic seizures, tonic-clonic seizures, and atonic seizures. Often seizures, particularly severe tonic or tonic-clonic seizures, will be presaged by one or more aura that will be familiar to the patient or those familiar with the patient. Each patient will generally experience a different type of aura, which is unique to the patient; however auras may be classified as audible, visual, olfactory or tactile sensations that usually, or at least often, precedes a patient’s experiencing a seizure. (Not all patients who suffer seizures experience aura; however auras are not uncommon amongst those who suffer the worst type of seizures, especially tonic-clonic seizures.)

[073] As used herein, the term “prevention” refers to a forestalling, including temporary forestalling, of the onset of a disorder. In the case of seizures, this can occur either with or without the benefit of a warning aura.

[074] As used herein, the term “treatment” refers to a reduction in the intensity and/or duration of a disorder, or similar effects. The term also encompasses the side-effects of such a “treatment.”



[075] As used herein, unless otherwise qualified, “a” and “an” can mean one or more.

[076] As used herein, the term “comprising” in all its variants, is a transitional phrase used in a claim to indicate that the invention includes or contains, but is not limited to, the specifically recited claim elements.

[077] As used herein, the phrase “consisting essentially of” is a transitional phrase used in a claim to indicate that the a following list of ingredients, parts or process steps must be present in the claimed composition, machine or process, but that the claim is open to unlisted ingredients, parts or process steps that do not materially affect the basic and novel properties of the invention.

[078] As used herein, the term “consisting of” is a transitional phrase used in a claim to indicate that the claimed invention includes only those elements set forth in the claim.

### **Benzodiazepine Drugs**

[079] In the context of the present invention, the term “benzodiazepine drug” includes any therapeutically effective benzodiazepine compound, or pharmaceutically acceptable salt, or combinations thereof. In some embodiments, benzodiazepine comprises a member of the group consisting of alprazolam, diazepam, flurazepam, lorazepam, medazepam, mexazolam, midazolam, temazepam and pharmaceutically acceptable salts and combinations thereof.

[080] It should be recognized by those of skill in the art that additional benzodiazepine compounds that have heretofore been considered to have marginal or little therapeutic benefit, either because of low bioavailability, poor pharmacokinetic properties or poor pharmacodynamic properties, may find use through the present invention, which can provide for improved bioavailability of benzodiazepine drugs, delivery of higher concentrations of benzodiazepine drugs via the nasal route, faster attainment of therapeutic levels of benzodiazepine in the blood plasma, avoidance of the liver portal vein and concomitant avoidance of first pass effects and/or faster presentation of benzodiazepine drug to the brain.

[081] For example, most benzodiazepines are so slightly soluble in water that a therapeutically effective amount cannot be dissolved in a volume of aqueous solvent that is amenable to application to a mucosal membrane. By use of the present carrier system, which in some embodiments, provides an improved ability to dissolve benzodiazepine drugs, the present invention allows benzodiazepine drugs to be administered to one or more mucosal membranes, including to nasal mucosal membranes. This can allow one to administer the drug without hospitalization or unnecessary discomfort. Additionally, in some embodiments of the present invention, such as nasal administration, the digestive system largely may be bypassed. This latter improvement can yield improved bioavailability, faster attainment of

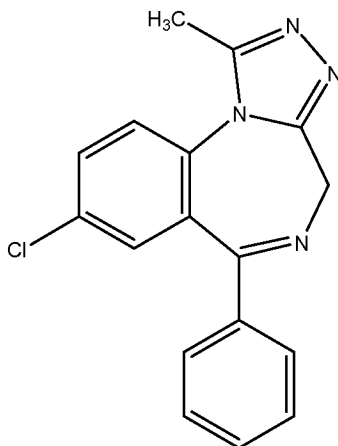
therapeutic levels of benzodiazepine in the blood plasma, avoidance of the liver portal vein, and/or concomitant avoidance of first pass effects.

[082] Nasal administration of the composition can result in faster presentation of the one or more benzodiazepine drugs to the brain due to the close proximity of the membranes and the brain. A seizing patient, for example, suffers from rigid muscles and uncontrollable movement. This can make oral and/or intravenous administration difficult or inconvenient. However, the nasal passageways remain open and easily accessible, and therefore is a useful route of administration for of the present invention.

[083] In some embodiments, the pharmaceutical composition is used to treat a patient suffering from a disorder that is amenable to treatment or prevention with an effective amount of the one or more benzodiazepine drugs. By way of non-limiting example such disorders can include: insomnia, anxiety, seizures, muscle spasms and rigidity, and the symptoms of drug withdrawal.

[084] In some embodiments, the one or more benzodiazepine drugs, are used alone or in combination with another anticonvulsant drug to treat seizure, protect against seizure, reduce or ameliorate the intensity of seizure, reduce or ameliorate the frequency of seizure, and/or prevent occurrence or re-occurrence of seizure.

[085] **Alprazolam** (8-chloro-6-phenyl-1-methyl-4H-1,2,4-triazolo[4,3-a][1,4]benzodiazepine).



[086] Alprazolam is a benzodiazepine drug having sedative, tranquilizing and muscle relaxing properties. It is classified as an anxiolytic. Alprazolam has also been shown to be useful in the treatment of panic disorder. The dosage of alprazolam varies by indication, however it is expected that a therapeutic dose will be in the range of about 0.5 to about 4, preferably about 1 to about 2 mg per dose, from 1 to 8, preferably from 2 to 8, and in some preferred embodiments about 4 to about 6 times per day. Alprazolam may be manufactured using the process disclosed in United States patent 3,987,052, which is incorporated herein by reference in its entirety.

[087] In some embodiments, alprazolam is used alone or in combination with other drugs to provide an anxiolytic effect, an anticonvulsant effect, a sedative effect, a skeletal muscle relaxant effect, an amnesic effect or combinations of the foregoing effects.

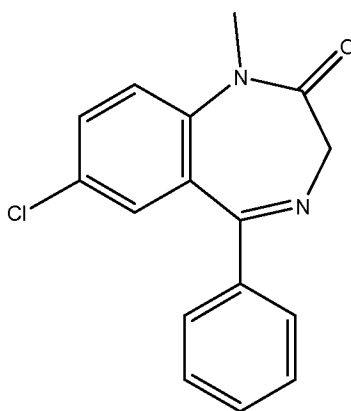
[088] In some embodiments, alprazolam is used alone or in combination with another anticonvulsant drug to treat seizure, protect against seizure, reduce or ameliorate the intensity of seizure, reduce or ameliorate the frequency of seizure, and/or prevent occurrence or re-occurrence of seizure. Alprazolam may be administered by the patient or other person (such as a healthcare professional) while the patient is in a non-seizing state to protect against seizure. Even where protection against seizure is not absolute, administration of alprazolam may reduce or ameliorate the intensity of seizure and/or reduce or ameliorate the frequency of seizure. In some embodiments, administration of alprazolam may prevent occurrence of seizure. In some embodiments, especially where the patient is prone to experiencing serial seizures or *status epilepticus*, administration of alprazolam may aid in interrupting the seizure cycle and may thus prevent the re-occurrence of seizure. In addition to the benzodiazepines (such as diazepam), other anti-convulsant drugs may be combined with alprazolam to provide an anticonvulsant or synergistic anticonvulsant effect.

[089] Alprazolam may also be administered by another person (*e.g.* an acquaintance or associate, a family member or a health care professional) to the patient while the patient is in a state of seizure. Thus, one of the advantages of the formulations according to the present invention is the ability to administer them in an acute therapeutic environment to treat the seizure victim, for example, nasally. Among the beneficial therapeutic effects that may be imparted by acute dosing of benzodiazepine anticonvulsants, such as nasal dosing, are: reduction in the severity of the seizure (*e.g.* general relaxation of the muscles, reduction in seizure-induced anxiety experienced by the patient and a general impartation of a feeling of well-being to the patient), reduction in the duration of the seizure, reduction in the probability that the patient will experience a repeat seizure, an increase in the interval between the current seizure and the next seizure. Thus, the alprazolam formulations of the invention, and in particular nasal formulations, provide fast onset of therapeutic benefit – in some instances less than about 30 minutes, less than about 15 minutes, less than about 10 minutes, and in some cases less than about 5 minutes. The alprazolam formulations of the invention, and in particular nasal formulations, also provide convenient administration of a therapeutically beneficial drug to a patient that does not require intravenous drug administration or rectal drug administration.

[090] Often seizures, particularly severe tonic or tonic-clonic seizures, will be presaged by one or more aura events that will be familiar to the patient or those familiar with the patient. These auras are

practically *sui generis* for each patient, but may be classified as audible, visual, olfactory or tactile sensations that usually, or typically, precedes a patient's experiencing a seizure. In some embodiments of the invention, the method includes prompt administration of a preparation of a benzodiazepine drug according to the invention during the aura. In some embodiments, such intra-aural administration of benzodiazepine drug, for example by nasal administration, will prevent or at least ameliorate the effects (intensity, duration or both) of the impending seizure. Thus, in the context of this invention, prevention of seizure refers to a temporary forestalling of the onset of seizure, either with or without the benefit of a warning aura.

**[091] Diazepam** (7-chloro-1-methyl-5-phenyl-1,3-dihydro-2H-1,4-benzodiazepin-2-one)



**[092]** Diazepam is a benzodiazepine drug having sedative, tranquilizing and muscle relaxing properties. It is classified as an anxiolytic and skeletal muscle relaxant. It possesses anxiolytic, anticonvulsant, sedative, skeletal muscle relaxant and amnesic properties. The dosage of diazepam may vary by indication, however it is expected that a therapeutic dose will be in the range of about 1 to about 20, preferably about 2 to about 10 mg per dose, from 1 to 8, preferably from 2 to 8, and in some preferred embodiments about 4 to about 6 times per day. Diazepam may be manufactured using the process disclosed in one of United States patents 3,371,085; 3,109,843; 3,136,815 or 3,102,116, each of which is incorporated herein by reference in its entirety.

**[093]** In some embodiments, diazepam is used alone or in combination with other drugs to provide an anxiolytic effect, an anticonvulsant effect, a sedative effect, a skeletal muscle relaxant effect, an amnesic effect or combinations of the foregoing effects.

**[094]** In some embodiments, diazepam is used alone or in combination with another anticonvulsant drug to treat seizure, protect against seizure, reduce or ameliorate the intensity of seizure, reduce or ameliorate the frequency of seizure, and/or prevent occurrence or re-occurrence of seizure. Diazepam may be administered by the patient or other person (such as a healthcare professional) while the patient

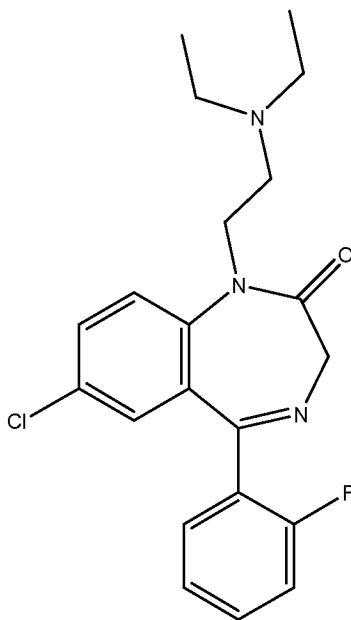
is in a non-seizing state to protect against seizure. Even where protection against seizure is not absolute, administration of diazepam may reduce or ameliorate the intensity of seizure and/or reduce or ameliorate the frequency of seizure. In some embodiments, administration of diazepam may prevent occurrence of seizure. In some embodiments, especially where the patient is prone to experiencing serial seizures or status epilepticus, administration of diazepam may aid in interrupting the seizure cycle and may thus prevent the re-occurrence of seizure. In addition to the benzodiazepines (such as diazepam), other anti-convulsant drugs may be combined with diazepam to provide a synergistic anticonvulsant effect.

[095] Diazepam may also be administered by another person (e.g. an acquaintance or associate, a family member or a health care professional) to the patient while the patient is in a state of seizure. Thus, one of the advantages of the formulations according to the present invention is the ability to administer them in an acute therapeutic environment to treat the seizure victim, for example, nasally. Among the beneficial therapeutic effects that may be imparted by acute dosing of benzodiazepine anticonvulsants, such as nasal dosing, are: reduction in the severity of the seizure (e.g. general relaxation of the muscles, reduction in seizure-induced anxiety experienced by the patient and a general impartation of a feeling of well-being to the patient), reduction in the duration of the seizure, reduction in the probability that the patient will experience a repeat seizure, an increase in the interval between the current seizure and the next seizure. Thus, the diazepam formulations of the invention, and in particular nasal formulations, provide fast onset of therapeutic benefit – in some instances less than about 30 minutes, less than about 15 minutes, less than about 10 minutes, and in some cases less than about 5 minutes. The diazepam formulations of the invention, and in particular nasal formulations, also provide convenient administration of a therapeutically beneficial drug to a patient that does not require intravenous drug administration or rectal drug administration.

[096] Often seizures, particularly severe tonic or tonic-clonic seizures, will be presaged by one or more aura events that will be familiar to the patient or those familiar with the patient. These auras are practically *sui generis* for each patient, but may be classified as audible, visual, olfactory or tactile sensations that usually, or typically, precedes a patient's experiencing a seizure. In some embodiments of the invention, the method includes prompt administration of a preparation of a benzodiazepine drug according to the invention during the aura. In some embodiments, such intra-aural administration of benzodiazepine drug, for example by nasal administration, will prevent or at least ameliorate the effects (intensity, duration or both) of the impending seizure. Thus, in the context of this invention, prevention of seizure refers to a temporary forestalling of the onset of seizure, either with or without the benefit of a warning aura.

[097] **Flurazepam**  
benzodiazepin-2-one)

(7-chloro-5-(2-fluorophenyl)-2,3-dihydro-1-(2-(diethylamino)ethyl)-1H-1,4-



[098] Flurazepam is a benzodiazepine drug having sedative (especially soporific and hypnotic), anxiolytic, anticonvulsant and muscle relaxing properties. It is classified as an sedative, hypnotic. Flurazepam has been shown to be useful in the treatment of insomnia. The dosage of flurazepam varies by indication, however it is expected that a therapeutic dose will be in the range of about 5 to 40, preferably about 20 to about 35 mg per dose, from 1 to 8, preferably from 2 to 8, and in some preferred embodiments about 4 to about 6 times per day. Flurazepam may be manufactured using the process disclosed in United States patent 3,567,710 or 3,299,053, each of which is incorporated herein by reference in its entirety.

[099] In some embodiments, flurazepam is used alone or in combination with other drugs to provide an anxiolytic effect, an anticonvulsant effect, a sedative effect, a skeletal muscle relaxant effect, an amnesic effect or combinations of the foregoing effects.

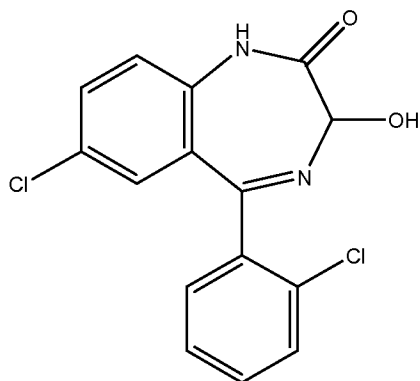
[0100] In some embodiments, flurazepam is used alone or in combination with another anticonvulsant drug to treat seizure, protect against seizure, reduce or ameliorate the intensity of seizure, reduce or ameliorate the frequency of seizure, and/or prevent occurrence or re-occurrence of seizure. Flurazepam may be administered by the patient or other person (such as a healthcare professional) while the patient is in a non-seizing state to protect against seizure. Even where protection against seizure is not absolute, administration of flurazepam may reduce or ameliorate the intensity of seizure and/or reduce or ameliorate the frequency of seizure. In some embodiments, administration of flurazepam may prevent

occurrence of seizure. In some embodiments, especially where the patient is prone to experiencing serial seizures or status epilepticus, administration of flurazepam may aid in interrupting the seizure cycle and may thus prevent the re-occurrence of seizure. In addition to the benzodiazepines (such as diazepam), other anti-convulsant drugs may be combined with flurazepam to provide a synergistic anticonvulsant effect.

[0101] Flurazepam may also be administered by another person (*e.g.* an acquaintance or associate, a family member or a health care professional) to the patient while the patient is in a state of seizure. Thus, one of the advantages of the formulations according to the present invention is the ability to administer them in an acute therapeutic environment to treat the seizure victim, for example, nasally. Among the beneficial therapeutic effects that may be imparted by acute dosing of benzodiazepine anticonvulsants, such as nasal dosing, are: reduction in the severity of the seizure (*e.g.* general relaxation of the muscles, reduction in seizure-induced anxiety experienced by the patient and a general impartation of a feeling of well-being to the patient), reduction in the duration of the seizure, reduction in the probability that the patient will experience a repeat seizure, an increase in the interval between the current seizure and the next seizure. Thus, the flurazepam formulations of the invention, and in particular nasal formulations, provide fast onset of therapeutic benefit – in some instances less than about 30 minutes, less than about 15 minutes, less than about 10 minutes, and in some cases less than about 5 minutes. The flurazepam formulations of the invention, and in particular nasal formulations, also provide convenient administration of a therapeutically beneficial drug to a patient that does not require intravenous drug administration or rectal drug administration.

[0102] Often seizures, particularly severe tonic or tonic-clonic seizures, will be presaged by one or more aura events that will be familiar to the patient or those familiar with the patient. These auras are practically *sui generis* for each patient, but may be classified as audible, visual, olfactory or tactile sensations that usually, or typically, precedes a patient's experiencing a seizure. In some embodiments of the invention, the method includes prompt administration of a preparation of a benzodiazepine drug according to the invention during the aura. In some embodiments, such intra-aural administration of benzodiazepine drug, for example by nasal administration, will prevent or at least ameliorate the effects (intensity, duration or both) of the impending seizure. Thus, in the context of this invention, prevention of seizure refers to a temporary forestalling of the onset of seizure, either with or without the benefit of a warning aura.

**[0103] Lorazepam** (7-chloro-5-(2-chlorophenyl)-3-hydroxy-1,3-dihydro-2H-1,4-benzodiazepin-2-one)



**[0104]** Lorazepam is a benzodiazepine drug having sedative, tranquilizing, anticonvulsant, amnesic and muscle relaxing properties. It is classified as an anxiolytic. Lorazepam has also been shown to be useful in the treatment of nausea. The dosage of lorazepam varies by indication, however it is expected that a therapeutic dose will be in the range of about 0.1 to about 10, preferably about 0.2 to about 1 mg per dose, from 1 to 8, preferably from 2 to 8, and in some preferred embodiments about 4 to about 6 times per day. Lorazepam may be manufactured using the process disclosed in United States patent 3,296,249, which is incorporated herein by reference in its entirety.

**[0105]** In some embodiments, lorazepam is used alone or in combination with other drugs to provide an anxiolytic effect, an anticonvulsant effect, a sedative effect, a skeletal muscle relaxant effect, an amnesic effect or combinations of the foregoing effects.

**[0106]** In some embodiments, lorazepam is used alone or in combination with another anticonvulsant drug to treat seizure, protect against seizure, reduce or ameliorate the intensity of seizure, reduce or ameliorate the frequency of seizure, and/or prevent occurrence or re-occurrence of seizure. Lorazepam may be administered by the patient or other person (such as a healthcare professional) while the patient is in a non-seizing state to protect against seizure. Even where protection against seizure is not absolute, administration of lorazepam may reduce or ameliorate the intensity of seizure and/or reduce or ameliorate the frequency of seizure. In some embodiments, administration of lorazepam may prevent occurrence of seizure. In some embodiments, especially where the patient is prone to experiencing serial seizures or status epilepticus, administration of lorazepam may aid in interrupting the seizure cycle and may thus prevent the re-occurrence of seizure. In addition to the benzodiazepines (such as diazepam), other anti-convulsant drugs may be combined with lorazepam to provide a synergistic anticonvulsant effect.

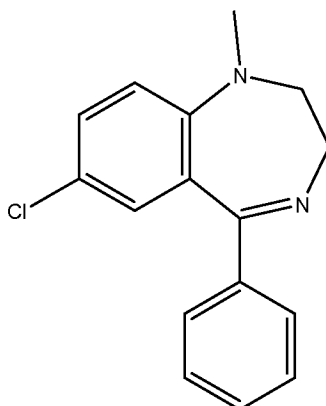
**[0107]** Lorazepam may also be administered by another person (*e.g.* an acquaintance or associate, a family member or a health care professional) to the patient while the patient is in a state of seizure.



Thus, one of the advantages of the formulations according to the present invention is the ability to administer them in an acute therapeutic environment to treat the seizure victim, for example, nasally. Among the beneficial therapeutic effects that may be imparted by acute dosing of benzodiazepine anticonvulsants, such as nasal dosing, are: reduction in the severity of the seizure (e.g. general relaxation of the muscles, reduction in seizure-induced anxiety experienced by the patient and a general impartation of a feeling of well-being to the patient), reduction in the duration of the seizure, reduction in the probability that the patient will experience a repeat seizure, an increase in the interval between the current seizure and the next seizure. Thus, the lorazepam formulations of the invention, and in particular nasal formulations, provide fast onset of therapeutic benefit – in some instances less than about 30 minutes, less than about 15 minutes, less than about 10 minutes, and in some cases less than about 5 minutes. The lorazepam formulations of the invention, and in particular nasal formulations, also provide convenient administration of a therapeutically beneficial drug to a patient that does not require intravenous drug administration or rectal drug administration.

[0108] Often seizures, particularly severe tonic or tonic-clonic seizures, will be presaged by one or more aura events that will be familiar to the patient or those familiar with the patient. These auras are practically *sui generis* for each patient, but may be classified as audible, visual, olfactory or tactile sensations that usually, or typically, precedes a patient's experiencing a seizure. In some embodiments of the invention, the method includes prompt administration of a preparation of a benzodiazepine drug according to the invention during the aura. In some embodiments, such intra-aural administration of benzodiazepine drug, for example by nasal administration, will prevent or at least ameliorate the effects (intensity, duration or both) of the impending seizure. Thus, in the context of this invention, prevention of seizure refers to a temporary forestalling of the onset of seizure, either with or without the benefit of a warning aura.

[0109] **Medazepam** ((7-chloro-1-methyl-5-phenyl-2,3-dihydro-1H-1,4-benzodiazepine)



[0110] Medazepam is a benzodiazepine drug having sedative, tranquilizing, anticonvulsant, amnesic and muscle relaxing properties. It is classified as an anxiolytic. Medazepam has also been shown to be useful in the treatment of nausea. The dosage of medazepam varies by indication, however it is expected that a therapeutic dose will be in the range of about 0.1 to about 10, preferably about 0.2 to about 1 mg per dose, from 1 to 8, preferably from 2 to 8, and in some preferred embodiments about 4 to about 6 times per day. Medazepam may be manufactured using the process disclosed in United States patent 3,243,427, which is incorporated herein by reference in its entirety.

[0111] In some embodiments, medazepam is used alone or in combination with other drugs to provide an anxiolytic effect, an anticonvulsant effect, a sedative effect, a skeletal muscle relaxant effect, an amnesic effect or combinations of the foregoing effects.

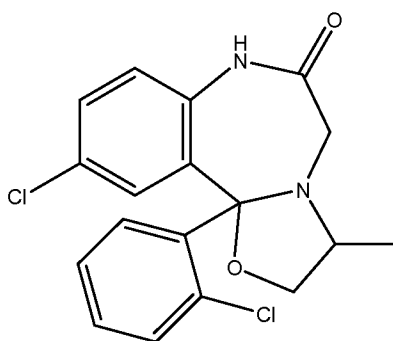
[0112] In some embodiments, medazepam is used alone or in combination with another anticonvulsant drug to treat seizure, protect against seizure, reduce or ameliorate the intensity of seizure, reduce or ameliorate the frequency of seizure, and/or prevent occurrence or re-occurrence of seizure. Medazepam may be administered by the patient or other person (such as a healthcare professional) while the patient is in a non-seizing state to protect against seizure. Even where protection against seizure is not absolute, administration of medazepam may reduce or ameliorate the intensity of seizure and/or reduce or ameliorate the frequency of seizure. In some embodiments, administration of medazepam may prevent occurrence of seizure. In some embodiments, especially where the patient is prone to experiencing serial seizures or status epilepticus, administration of medazepam may aid in interrupting the seizure cycle and may thus prevent the re-occurrence of seizure. In addition to the benzodiazepines (such as diazepam), other anti-convulsant drugs may be combined with medazepam to provide a synergistic anticonvulsant effect.

[0113] Medazepam may also be administered by another person (*e.g.* an acquaintance or associate, a family member or a health care professional) to the patient while the patient is in a state of seizure. Thus, one of the advantages of the formulations according to the present invention is the ability to administer them in an acute therapeutic environment to treat the seizure victim, for example, nasally. Among the beneficial therapeutic effects that may be imparted by acute dosing of benzodiazepine anticonvulsants, such as nasal dosing, are: reduction in the severity of the seizure (*e.g.* general relaxation of the muscles, reduction in seizure-induced anxiety experienced by the patient and a general impartation of a feeling of well-being to the patient), reduction in the duration of the seizure, reduction in the probability that the patient will experience a repeat seizure, an increase in the interval between the current seizure and the next seizure. Thus, the medazepam formulations of the invention, and in

particular nasal formulations, provide fast onset of therapeutic benefit – in some instances less than about 30 minutes, less than about 15 minutes, less than about 10 minutes, and in some cases less than about 5 minutes. The medazepam formulations of the invention, and in particular nasal formulations, also provide convenient administration of a therapeutically beneficial drug to a patient that does not require intravenous drug administration or rectal drug administration.

[0114] Often seizures, particularly severe tonic or tonic-clonic seizures, will be presaged by one or more aura events that will be familiar to the patient or those familiar with the patient. These auras are practically *sui generis* for each patient, but may be classified as audible, visual, olfactory or tactile sensations that usually, or typically, precedes a patient's experiencing a seizure. In some embodiments of the invention, the method includes prompt administration of a preparation of a benzodiazepine drug according to the invention during the aura. In some embodiments, such intra-aural administration of benzodiazepine drug, for example by nasal administration, will prevent or at least ameliorate the effects (intensity, duration or both) of the impending seizure. Thus, in the context of this invention, prevention of seizure refers to a temporary forestalling of the onset of seizure, either with or without the benefit of a warning aura.

[0115] **Mexazolam** (10-Chloro-11b-(2-chlorophenyl)-1,3,7,11b-tetrahydro-3-methyloxazo[3,2-d][1,4]benzodiazepin-6(5H)-one)



[0116] Mexazolam is a benzodiazepine drug having sedative, tranquilizing, anticonvulsant, amnesic and muscle relaxing properties. It is classified as an anxiolytic. Mexazolam has also been shown to be useful in the treatment of nausea. The dosage of mexazolam varies by indication, however it is expected that a therapeutic dose will be in the range of about 0.1 to about 10, preferably about 0.2 to about 1 mg per dose, from 1 to 8, preferably from 2 to 8, and in some preferred embodiments about 4 to about 6 times per day. Mexazolam may be manufactured using the process disclosed in United States patent 3,722,371, which is incorporated herein by reference in its entirety.

[0117] In some embodiments, mexazolam is used alone or in combination with other drugs to provide an anxiolytic effect, an anticonvulsant effect, a sedative effect, a skeletal muscle relaxant effect, an amnesic effect or combinations of the foregoing effects.

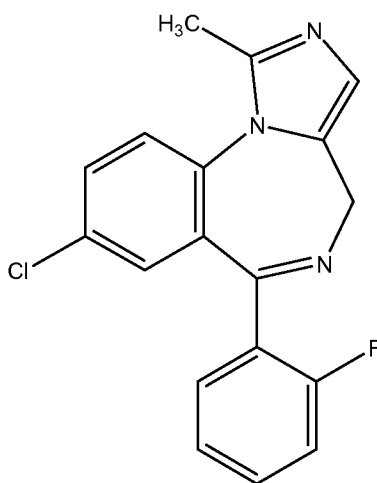
[0118] In some embodiments, mexazolam is used alone or in combination with another anticonvulsant drug to treat seizure, protect against seizure, reduce or ameliorate the intensity of seizure, reduce or ameliorate the frequency of seizure, and/or prevent occurrence or re-occurrence of seizure. Mexazolam may be administered by the patient or other person (such as a healthcare professional) while the patient is in a non-seizing state to protect against seizure. Even where protection against seizure is not absolute, administration of mexazolam may reduce or ameliorate the intensity of seizure and/or reduce or ameliorate the frequency of seizure. In some embodiments, administration of mexazolam may prevent occurrence of seizure. In some embodiments, especially where the patient is prone to experiencing serial seizures or status epilepticus, administration of mexazolam may aid in interrupting the seizure cycle and may thus prevent the re-occurrence of seizure. In addition to the benzodiazepines (such as diazepam), other anti-convulsant drugs may be combined with mexazolam to provide a synergistic anticonvulsant effect.

[0119] Mexazolam may also be administered by another person (*e.g.* an acquaintance or associate, a family member or a health care professional) to the patient while the patient is in a state of seizure. Thus, one of the advantages of the formulations according to the present invention is the ability to administer them in an acute therapeutic environment to treat the seizure victim, for example, nasally. Among the beneficial therapeutic effects that may be imparted by acute dosing of benzodiazepine anticonvulsants, such as nasal dosing, are: reduction in the severity of the seizure (*e.g.* general relaxation of the muscles, reduction in seizure-induced anxiety experienced by the patient and a general impartation of a feeling of well-being to the patient), reduction in the duration of the seizure, reduction in the probability that the patient will experience a repeat seizure, an increase in the interval between the current seizure and the next seizure. Thus, the mexazolam formulations of the invention, and in particular nasal formulations, provide fast onset of therapeutic benefit – in some instances less than about 30 minutes, less than about 15 minutes, less than about 10 minutes, and in some cases less than about 5 minutes. The mexazolam formulations of the invention, and in particular nasal formulations, also provide convenient administration of a therapeutically beneficial drug to a patient that does not require intravenous drug administration or rectal drug administration.

[0120] Often seizures, particularly severe tonic or tonic-clonic seizures, will be presaged by one or more aura events that will be familiar to the patient or those familiar with the patient. These auras are

practically *sui generis* for each patient, but may be classified as audible, visual, olfactory or tactile sensations that usually, or typically, precedes a patient's experiencing a seizure. In some embodiments of the invention, the method includes prompt administration of a preparation of a benzodiazepine drug according to the invention during the aura. In some embodiments, such intra-aural administration of benzodiazepine drug, for example by nasal administration, will prevent or at least ameliorate the effects (intensity, duration or both) of the impending seizure. Thus, in the context of this invention, prevention of seizure refers to a temporary forestalling of the onset of seizure, either with or without the benefit of a warning aura.

**[0121] Midazolam** (8-chloro-6-(2-fluorophenyl)-1-methyl-4H-imidazo(1,5-a)benzodiazepine).



**[0122]** Midazolam is a tricyclic benzodiazepine having anxiolytic, amnesic, hypnotic, anticonvulsant, skeletal muscle relaxant and sedative properties. Midazolam is considered soluble in water at a pH lower than about 4, but is relatively insoluble in most aqueous solutions at neutral pH (e.g. about 6 to 8). Thus it is desirable in some embodiments for aqueous nasal preparations of midazolam to have a pH above about 5.5, preferably above about 6.0, or above about 6.5. In some preferred embodiments, the pH is between about 6 and 9, between about 6 and 8. It is considered that preparations of midazolam are particularly suitable for nasal administration as the lipid-soluble (at approximately neutral pH) midazolam is rapidly absorbed across nasal mucosa, leading to efficient uptake of midazolam. It is further considered that midazolam may be formulated in a non-aqueous delivery vehicle, such as is known in the aerosol administration art, such as hydrofluorocarbon propellants, hydrocarbon propellants, etc.

**[0123]** The dosage of midazolam varies by indication, however it is expected that a therapeutic dose will be in the range of about 0.1 to about 20, preferably about 0.2 to about 10 mg per dose, from 1 to 8, preferably from 2 to 8, and in some preferred embodiments about 4 to about 6 times per day. Midazolam

may be manufactured using the process disclosed in one of United States patents 4,280,957 or 5,831,089, each of which is incorporated herein by reference in its entirety.

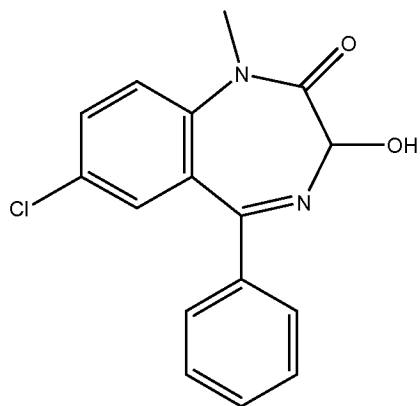
**[0124]** In some embodiments, midazolam is used alone or in combination with other drugs to provide an anxiolytic effect, an anticonvulsant effect, a sedative effect, a skeletal muscle relaxant effect, an amnesic effect or combinations of the foregoing effects.

**[0125]** In some embodiments, midazolam is used alone or in combination with another anticonvulsant drug to treat seizure, protect against seizure, reduce or ameliorate the intensity of seizure, reduce or ameliorate the frequency of seizure, and/or prevent occurrence or re-occurrence of seizure. Midazolam may be administered by the patient or other person (such as a healthcare professional) while the patient is in a non-seizing state to protect against seizure. Even where protection against seizure is not absolute, administration of midazolam may reduce or ameliorate the intensity of seizure and/or reduce or ameliorate the frequency of seizure. In some embodiments, administration of midazolam may prevent occurrence of seizure. In some embodiments, especially where the patient is prone to experiencing serial seizures or status epilepticus, administration of midazolam may aid in interrupting the seizure cycle and may thus prevent the re-occurrence of seizure. In addition to the benzodiazepines (such as diazepam), other anti-convulsant drugs may be combined with midazolam to provide a synergistic anticonvulsant effect.

**[0126]** Midazolam may also be administered by another person (*e.g.* an acquaintance or associate, a family member or a health care professional) to the patient while the patient is in a state of seizure. Thus, one of the advantages of the formulations according to the present invention is the ability to administer them in an acute therapeutic environment to treat the seizure victim, for example, nasally. Among the beneficial therapeutic effects that may be imparted by acute dosing of benzodiazepine anticonvulsants, such as nasal dosing, are: reduction in the severity of the seizure (*e.g.* general relaxation of the muscles, reduction in seizure-induced anxiety experienced by the patient and a general impartation of a feeling of well-being to the patient), reduction in the duration of the seizure, reduction in the probability that the patient will experience a repeat seizure, an increase in the interval between the current seizure and the next seizure. Thus, the midazolam formulations of the invention, and in particular nasal formulations, provide fast onset of therapeutic benefit – in some instances less than about 30 minutes, less than about 15 minutes, less than about 10 minutes, and in some cases less than about 5 minutes. The midazolam formulations of the invention, and in particular nasal formulations, also provide convenient administration of a therapeutically beneficial drug to a patient that does not require intravenous drug administration or rectal drug administration.

[0127] Often seizures, particularly severe tonic or tonic-clonic seizures, will be presaged by one or more aura events that will be familiar to the patient or those familiar with the patient. These auras are practically *sui generis* for each patient, but may be classified as audible, visual, olfactory or tactile sensations that usually, or typically, precedes a patient's experiencing a seizure. In some embodiments of the invention, the method includes prompt administration of a preparation of a benzodiazepine drug according to the invention during the aura. In some embodiments, such intra-aural administration of benzodiazepine drug, for example by nasal administration, will prevent or at least ameliorate the effects (intensity, duration or both) of the impending seizure. Thus, in the context of this invention, prevention of seizure refers to a temporary forestalling of the onset of seizure, either with or without the benefit of a warning aura.

[0128] **Temazepam** (7-chloro-1-methyl-5-phenyl-3-hydroxy-1,3-dihydro-2H-1,4-benzodiazepin-2-one)



[0129] Temazepam is a benzodiazepine drug having sedative, tranquilizing, anticonvulsant, amnesic and muscle relaxing properties. It is classified as an anxiolytic. Temazepam has also been shown to be useful in the treatment of nausea. The dosage of temazepam varies by indication, however it is expected that a therapeutic dose will be in the range of about 1 to about 50, preferably about 5 to about 30 mg per dose, from 1 to 8, preferably from 2 to 8, and in some preferred embodiments about 4 to about 6 times per day. Temazepam may be manufactured using the process disclosed in United States patent 3,340,253 or 3,374,225, each of which is incorporated herein by reference in its entirety.

[0130] In some embodiments, temazepam is used alone or in combination with other drugs to provide an anxiolytic effect, an anticonvulsant effect, a sedative effect, a skeletal muscle relaxant effect, an amnesic effect or combinations of the foregoing effects.

[0131] In some embodiments, temazepam is used alone or in combination with another anticonvulsant drug to treat seizure, protect against seizure, reduce or ameliorate the intensity of seizure, reduce or ameliorate the frequency of seizure, and/or prevent occurrence or re-occurrence of seizure. Temazepam

may be administered by the patient or other person (such as a healthcare professional) while the patient is in a non-seizing state to protect against seizure. Even where protection against seizure is not absolute, administration of temazepam may reduce or ameliorate the intensity of seizure and/or reduce or ameliorate the frequency of seizure. In some embodiments, administration of temazepam may prevent occurrence of seizure. In some embodiments, especially where the patient is prone to experiencing serial seizures or status epilepticus, administration of temazepam may aid in interrupting the seizure cycle and may thus prevent the re-occurrence of seizure. In addition to the benzodiazepines (such as diazepam), other anti-convulsant drugs may be combined with temazepam to provide a synergistic anticonvulsant effect.

**[0132]** Temazepam may also be administered by another person (*e.g.* an acquaintance or associate, a family member or a health care professional) to the patient while the patient is in a state of seizure. Thus, one of the advantages of the formulations according to the present invention is the ability to administer them in an acute therapeutic environment to treat the seizure victim, for example, nasally. Among the beneficial therapeutic effects that may be imparted by acute dosing of benzodiazepine anticonvulsants, such as nasal dosing, are: reduction in the severity of the seizure (*e.g.* general relaxation of the muscles, reduction in seizure-induced anxiety experienced by the patient and a general impartation of a feeling of well-being to the patient), reduction in the duration of the seizure, reduction in the probability that the patient will experience a repeat seizure, an increase in the interval between the current seizure and the next seizure. Thus, the temazepam formulations of the invention, and in particular nasal formulations, provide fast onset of therapeutic benefit – in some instances less than about 30 minutes, less than about 15 minutes, less than about 10 minutes, and in some cases less than about 5 minutes. The temazepam formulations of the invention, and in particular nasal formulations, also provide convenient administration of a therapeutically beneficial drug to a patient that does not require intravenous drug administration or rectal drug administration.

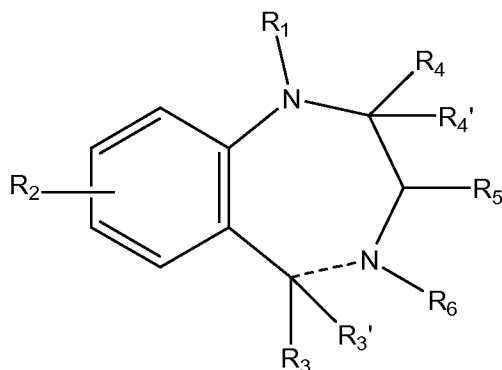
**[0133]** Often seizures, particularly severe tonic or tonic-clonic seizures, will be presaged by one or more aura events that will be familiar to the patient or those familiar with the patient. These auras are practically *sui generis* for each patient, but may be classified as audible, visual, olfactory or tactile sensations that usually, or typically, precedes a patient's experiencing a seizure. In some embodiments of the invention, the method includes prompt administration of a preparation of a benzodiazepine drug according to the invention during the aura. In some embodiments, such intra-aural administration of benzodiazepine drug, for example by nasal administration, will prevent or at least ameliorate the effects (intensity, duration or both) of the impending seizure. Thus, in the context of this invention, prevention



of seizure refers to a temporary forestalling of the onset of seizure, either with or without the benefit of a warning aura.

### Pharmaceutically Acceptable Salts

[0134] Benzodiazepines have the generally basic structure of formula I:



**Formula I**

wherein R<sub>1</sub>-R<sub>5</sub> are substituents. In particular embodiments, R<sub>1</sub> is an optionally substituted alkyl or forms a ring with R<sub>4</sub>, R<sub>2</sub> is a halogen (e.g. Cl, Br), R<sub>3</sub> is optionally substituted aryl (e.g. 2-Chloro or 2-Fluorophenyl), R<sub>5</sub> is H or OH, R<sub>4</sub> and R<sub>4</sub>' together form a carbonyl (C=O) with the carbon to which they are attached or R<sub>4</sub> and R<sub>1</sub> form an optionally substituted heterocyclic ring with the diazepam ring atoms to which they are respectively attached; R<sub>3</sub>' and R<sub>6</sub> together form a double bond or may be combined to form an optionally substituted heterocyclic ring along with the diazepam ring atoms to which they are respectively attached. Such basic compounds may form acid addition salts with pharmaceutically acceptable acids, such as pharmaceutically acceptable mineral acids and pharmaceutically acceptable organic acids.

[0135] Pharmaceutically acceptable mineral acids include HCl, H<sub>2</sub>SO<sub>4</sub>, H<sub>2</sub>SO<sub>3</sub>, H<sub>3</sub>PO<sub>4</sub>, H<sub>3</sub>PO<sub>3</sub>, and others that will be recognized by those of skill in the art. Pharmaceutically acceptable organic acids include acetic acid, benzoic acid, tartaric acid, citric acid, oxalic acid, maleic acid, malonic acid, etc. Thus, in some embodiments, the pharmaceutically acceptable acid may be selected from the group consisting of: 1-hydroxy-2-naphthoic acid, 2,2-dichloroacetic acid, 2-hydroxyethanesulfonic acid, 2-oxoglutaric acid, 4-acetamidobenzoic acid, 4-aminosalicylic acid, acetic acid, adipic acid, ascorbic acid (L), aspartic acid (L), benzenesulfonic acid, benzoic acid, camphoric acid (+), camphor-10-sulfonic acid (+), capric acid (decanoic acid), caproic acid (hexanoic acid), caprylic acid (octanoic acid), carbonic acid, cinnamic acid, citric acid, cyclamic acid, dodecylsulfuric acid, ethane-1,2-disulfonic acid, ethanesulfonic acid, formic acid, fumaric acid, galactaric acid, gentisic acid, glucoheptonic acid (D),

gluconic acid (D), glucuronic acid (D), glutamic acid, glutaric acid, glycerophosphoric acid, glycolic acid, hippuric acid, hydrobromic acid, hydrochloric acid, isobutyric acid, lactic acid (DL), lactobionic acid, lauric acid, maleic acid, malic acid (- L), malonic acid, mandelic acid (DL), methanesulfonic acid, benzenesulfonic acid (besylic acid), naphthalene-1,5-disulfonic acid, naphthalene-2-sulfonic acid, nicotinic acid, nitric acid, oleic acid, oxalic acid, palmitic acid, pamoic acid, phosphoric acid, proprionic acid, pyroglutamic acid (- L), salicylic acid, sebacic acid, stearic acid, succinic acid, sulfuric acid, tartaric acid (+ L), thiocyanic acid, toluenesulfonic acid (p) and undecylenic acid. Other pharmaceutically acceptable acids may be pharmaceutically acceptable acidic (anionic) polymers or pharmaceutically acceptable amphoteric polymers. One skilled in the art will recognize that other basic active pharmaceutical ingredients may be combined with the foregoing acids to produce acid addition salts. Likewise the person skilled in the art will recognize that in some embodiments it may be advantageous that some or all of the added acid be an active pharmaceutical ingredient in its own right.

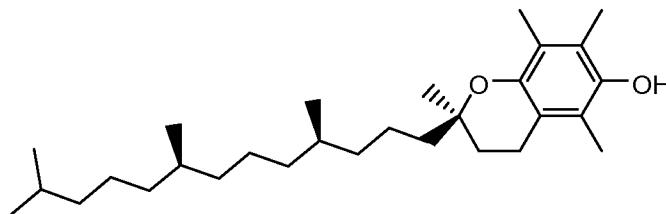
[0136] In some embodiments, the invention provides nasal compositions comprising one or more acidic pharmaceutically active ingredients. It is considered well within the ordinary skill in the art to determine which of the compounds set for the above are acidic. Such compounds may be prepared as base addition salts, e.g. by the addition of one or more mineral bases (e.g. NaOH, KOH, NaHCO<sub>3</sub>, Na<sub>2</sub>CO<sub>3</sub>, NH<sub>3</sub>) or organic bases. It is considered within the skill in the art to choose a pharmaceutically acceptable base.

[0137] Known benzodiazepine compounds have anxiolytic, anticonvulsant, sedative and/or skeletal muscle relaxant effect. The term “anticonvulsant” includes treatment of seizures, protection against seizure, reduction or amelioration of the intensity of seizure, reduction or amelioration of the frequency of seizure, and/or prevention of the occurrence or re-occurrence of seizure. In this regard, treatment of seizure includes cessation of an ongoing seizure, reduction in the severity of an ongoing seizure, reduction in the duration of an ongoing seizure. Protection against seizure includes forestalling an oncoming seizure.

### **Carrier System**

[0138] Vitamin E is a class of fat soluble methylated phenols. There are at least eight naturally-occurring compounds that comprise this class:  $\alpha$ -tocopherol,  $\beta$ -tocopherol,  $\gamma$ -tocopherol,  $\delta$ -tocopherol,  $\alpha$ -tocotrienol,  $\beta$ - tocotrienol,  $\gamma$ - tocotrienol, and  $\delta$ - tocotrienol, all of which may be used in the compositions and methods of the present invention. There are multiple isomers of each of these compounds, all of which may be used in the compositions and methods of the present invention. There are also multiple esters of each of these compounds, including tocophersolan, all of which may be used in the compositions and methods of the present invention. As used herein, Vitamin E refers to any of the

natural or synthetic tocopherols, tocotrienols, any isomers thereof, any esters thereof, any analogs or derivatives thereof, or any combinations thereof.



**$\alpha$ -tocopherol**

[0139] The compounds that comprise Vitamin E are antioxidants. There is also evidence that they can prevent, delay the onset of, or ameliorate the symptoms of heart disease, cancer, cataracts, macular degeneration, glaucoma, Alzheimer's, and Parkinson's disease.

[0140] The inventors have found that Vitamin E can provide an effective carrier for benzodiazepine drugs. In some embodiments, benzodiazepines are soluble, or partially soluble, in Vitamin E. In some embodiments, Vitamin E may be present as microparticles, nanoparticles, or any combination thereof. Furthermore, use of Vitamin E can have the added benefit of either avoiding irritation of sensitive mucosal membranes and/or soothing irritated mucosal membranes.

[0141] Vitamin E is generally classified as hydrophobic, and when used as a carrier may be limited to formulations as an emulsion. However, emulsions can have several drawbacks. For instance, they may be difficult to create and can be highly unstable. Additionally, they can leave an oily film on the surface of the skin. Thus, to avoid the drawbacks of emulsions, some embodiments of the present invention comprise solutions of one or more benzodiazepine drugs in Vitamin E and one or more lower alkyl alcohols or one or more lower alkyl glycols, or any combinations thereof.

[0142] Lower alkyl alcohols are those with six or fewer carbon atoms. Thus, any of ethanol, propyl alcohol, butyl alcohol, pentanol, benzyl alcohol, any isomers thereof, or any combinations thereof can be used.

[0143] Lower alkyl glycols are those with six or fewer carbon atoms. Thus, any of ethylene glycol, propylene glycol, butylene glycol, pentylene glycol, any isomers thereof, or any combinations thereof can be used.

#### **Additional Excipients**

[0144] In some embodiments, a composition comprises at least one penetration enhancer in addition to a benzodiazepine drug, a natural or synthetic tocopherol or tocotrienol, and an alcohol or glycol. In some embodiments, the penetration enhancer is at least one alkyl glycoside. In some embodiments, the alkyl glycoside refers to any sugar joined to any hydrophobic alkyl, as described in United States patent

number 5,661,130, which is incorporated herein by reference in its entirety. The hydrophobic alkyl can be any suitable length, for example about 9 to about 24 carbons in length, especially about 10 to about 14 carbons in length. The hydrophobic alkyl can be branched and/or partially or wholly unsaturated. The alkyl may be joined to the saccharide core for example through a carbonyl group, whereby an ester group may be formed. A suitable alkyl glycoside will have the characteristics of being nontoxic, nonionic, and capable of increasing the absorption of a benzodiazepine drug when it is administered intranasally as described herein. Exemplary saccharides that may be covalently joined to an alkyl according to the present invention include glucose, maltose, maltotriose, maltotetrose, sucrose and trehalose. Exemplary alkyl glycosides that may be employed include octyl-, nonyl-, decyl-, undecyl-, dodecyl, tridecyl, tetradecyl, pentadecyl, octadecyl  $\alpha$ - or  $\beta$ -D-maltoside, -glucoside or sucroside. In some embodiments, the preferred glycosides include maltose, sucrose or glucose linked by glycosidic linkage to an alkyl chain of 9, 10, 12, 14, 16, 18 or 20 carbon atoms. Specific excipients that may be employed in a nasal composition according to the invention include alkylsaccharide is dodecyl maltoside, tetradecyl maltoside, sucrose dodecanoate, sucrose monostearate, sucrose distearate, and/or combinations of two or more thereof. Alkyl glycosides that are particularly considered useful in embodiments of the invention include those marketed under the name Intravail<sup>®</sup> by Aegis Therapeutics, LLC, San Diego, CA. Other alkyl glycosides may be selected from those having a hydrophile-lipophile balance (HLB) number of from about 10-20, especially about 11-15. The HLB number may be determined as set forth in the publication US2009/0047347, published on 19 February 2009, the entirety of which, and especially paragraphs [0075]-[0079], is incorporated herein by reference. Where present, the amount of alkyl glycoside in the composition is sufficient to enhance the absorption of a benzodiazepine drug administered by the intranasal route. In some embodiments, the amount of alkyl glycoside in the composition is selected so as to enhance absorption of the benzodiazepine drug, while at the same time not significantly irritating the nasal mucosa. In some embodiments, the amount of alkyl glycoside in the composition is in a range of about 0.01% (w/v) to about 1% (w/v). In some embodiments, the amount of alkyl glycoside in the composition is in a range of about 0.05% (w/v) to about 0.5% (w/v), or about 0.125% (w/v) to about 0.5% (w/v).

**[0145]** The term "penetration enhancer", means any material which acts to increase absorption across the mucosa and/or increases bioavailability. In some embodiments, such materials include mucolytic agents, degradative enzyme inhibitors and compounds which increase permeability of the mucosal cell membranes. Whether a given compound is an "enhancer" can be determined by comparing two formulations comprising a non-associated, small polar molecule as the drug, with or without the

enhancer, in an in vivo or good model test and determining whether the uptake of the drug is enhanced to a clinically significant degree. The enhancer should not produce any problems in terms of chronic toxicity because in vivo the enhancer should be non-irritant and/or rapidly metabolized to a normal cell constituent that does not have any significant irritant effect.

**[0146]** In some embodiments, preferred enhancing materials lysophospholipids, for example lysophosphatidylcholine obtainable from egg or soy lecithin. Other lysophosphatidylcholines that have different acyl groups as well as lyso compounds produced from phosphatidylethanolamines and phosphatidic acid which have similar membrane modifying properties may be used. Acyl carnitines (e.g. palmitoyl-dl-carnitine-chloride) is an alternative. In some embodiments, a suitable concentration is from 0.02 to 20% (w/v).

**[0147]** In some embodiments, enhancing agents that are appropriate include chelating agents (EGTA, EDTA, alginates), surface active agents (especially non-ionic materials), acyl glycerols, fatty acids and salts, tyloxapol and biological detergents listed in the SIGMA Catalog, 1988, page 316-321 (which is incorporated herein by reference). Also agents that modify the membrane fluidity and permeability are appropriate such as enamines (e.g. phenylalanine enamine of ethylacetoacetate), malonates (e.g. diethyleneoxymethylene malonate), salicylates, bile salts and analogues and fusidates. Suitable concentrations are up to 20% (w/v).

**[0148]** Thus, in some embodiments, the invention provides a pharmaceutical composition for nasal administration comprising: a benzodiazepine drug, one or more natural or synthetic tocopherols or tocotrienols, or any combinations thereof, in an amount from about 30% to about 95% (w/w); one or more alkyl glycosides; and one or more alcohols or glycols, or any combinations thereof, in an amount from about 10% to about 70% (w/w), in a pharmaceutically-acceptable formulation for administration to one or more nasal mucosal membranes of a patient. In some embodiments, the alkyl glycoside is an Intravail<sup>®</sup> brand alkyl glycoside. In some embodiments, the alkyl glycoside is dodecyl maltoside, tetradecyl maltoside, sucrose dodecanoate, sucrose monostearate, sucrose distearate, and/or a combination of two or more thereof. In some embodiments, the alkyl glycoside is dodecyl maltoside. In some embodiments, the alkyl glycoside is tetradecyl maltoside. In some embodiments, the alkyl glycoside is sucrose dodecanoate. In some embodiments, the alkyl glycoside is sucrose monostearate. In some embodiments, the alkyl glycoside is sucrose distearate. In some embodiments, the alkyl glycoside is a combination of two or more of dodecyl maltoside, tetradecyl maltoside, sucrose dodecanoate, sucrose monostearate, or sucrose distearate.

[0149] Thus, in some embodiments, the invention provides a pharmaceutical composition for nasal administration comprising: a benzodiazepine drug, which benzodiazepine drug comprises microparticles, nanoparticles or both, one or more natural or synthetic tocopherols or tocotrienols, or any combinations thereof, in an amount from about 30% to about 95% (w/w); one or more alkyl glycosides; and one or more alcohols or glycols, or any combinations thereof, in an amount from about 10% to about 70% (w/w), in a pharmaceutically-acceptable formulation for administration to one or more nasal mucosal membranes of a patient. In some embodiments, the alkyl glycoside is an Intravail<sup>®</sup> brand alkyl glycoside. In some embodiments, the alkyl glycoside is dodecyl maltoside, tetradecyl maltoside, sucrose dodecanoate, sucrose monostearate, sucrose distearate, and/or a combination of two or more thereof. In some embodiments, the alkyl glycoside is dodecyl maltoside. In some embodiments, the alkyl glycoside is tetradecyl maltoside. In some embodiments, the alkyl glycoside is sucrose dodecanoate. In some embodiments, the alkyl glycoside is sucrose monostearate. In some embodiments, the alkyl glycoside is sucrose distearate. In some embodiments, the alkyl glycoside is a combination of two or more of dodecyl maltoside, tetradecyl maltoside, sucrose dodecanoate, sucrose monostearate, or sucrose distearate.

### **Mucosal Membrane Preparations**

[0150] Mucosal membrane preparations are generally administered in metered sprays having volumes of less than 250  $\mu\text{L}$ , preferably less than 150  $\mu\text{L}$ , and ideally from 25 to 100  $\mu\text{L}$ . Although not prohibited in this invention, administration of volumes larger than about 300  $\mu\text{L}$  per dose usually exceeds the absorption capacity of the membranes. This results in a large portion of the pharmaceutically-active ingredient being lost.

[0151] The dosage volume of preparations, in particular nasal preparations, preferably ranges from 25 to 100  $\mu\text{L}$ . Volumes in excess of the aforementioned ranges may bypass the sinuses and flow down the back of the throat where the excess is swallowed.

### **Alprazolam**

[0152] The dosage of alprazolam varies by indication, however it is expected that a therapeutic dose will be in the range of about 0.5 to about 4, preferably about 1 to about 2 mg per dose, from 1 to 8, preferably from 2 to 8, and in some preferred embodiments about 4 to about 6 times per day. Alprazolam may be manufactured using the process disclosed in United States patent 3,987,052, which is incorporated herein by reference in its entirety.

[0153] As a nasal formulation, alprazolam may be administered in 25 to 250  $\mu$ L metered sprays. In some preferred embodiments, alprazolam is administered in 50 to 150  $\mu$ L, especially about 100  $\mu$ L, metered sprays

### **Diazepam**

[0154] The dosage of diazepam may vary by indication, however it is expected that a therapeutic dose will be in the range of about 1 to about 20, preferably about 2 to about 10 mg per dose, from 1 to 8, preferably from 2 to 8, and in some preferred embodiments about 4 to about 6 times per day. Diazepam may be manufactured using the process disclosed in one of United States patents 3,371,085, 3,109,843, 3,136,815 or 3,102,116, each of which is incorporated herein by reference in its entirety.

[0155] As a nasal formulation, diazepam may be administered in 25 to 250  $\mu$ L metered sprays. In some preferred embodiments, diazepam is administered in 50 to 150  $\mu$ L, especially about 100  $\mu$ L, metered sprays.

### **Flurazepam**

[0156] The dosage of flurazepam varies by indication, however it is expected that a therapeutic dose will be in the range of about 5 to 40, preferably about 20 to about 35 mg per dose, from 1 to 8, preferably from 2 to 8, and in some preferred embodiments about 4 to about 6 times per day. Flurazepam may be manufactured using the process disclosed in United States patent 3,567,710 or 3,299,053, each of which is incorporated herein by reference in its entirety.

[0157] As a nasal formulation, flurazepam may be administered in 25 to 250  $\mu$ L metered sprays. In some preferred embodiments, flurazepam is administered in 50 to 150  $\mu$ L, especially about 100  $\mu$ L, metered sprays.

### **Lorazepam**

[0158] The dosage of Lorazepam varies by indication, however it is expected that a therapeutic dose will be in the range of about 0.1 to about 10, preferably about 0.2 to about 1 mg per dose, from 1 to 8, preferably from 2 to 8, and in some preferred embodiments about 4 to about 6 times per day. Lorazepam may be manufactured using the process disclosed in United States patent 3,296,249, which is incorporated herein by reference in its entirety.

[0159] As a nasal formulation, lorazepam may be administered in 25 to 250  $\mu$ L metered sprays. In some preferred embodiments, lorazepam is administered in 50 to 150  $\mu$ L, especially about 100  $\mu$ L, metered sprays.

### **Medazepam**

[0160] The dosage of medazepam varies by indication, however it is expected that a therapeutic dose will be in the range of about 0.1 to about 10, preferably about 0.2 to about 1 mg per dose, from 1 to 8, preferably from 2 to 8, and in some preferred embodiments about 4 to about 6 times per day. Medazepam may be manufactured using the process disclosed in United States patent 3,243,427, which is incorporated herein by reference in its entirety.

[0161] As a nasal formulation, medazepam may be administered in 25 to 250  $\mu$ L metered sprays. In some preferred embodiments, medazepam is administered in 50 to 150  $\mu$ L, especially about 100  $\mu$ L, metered sprays.

### **Mexazolam**

[0162] The dosage of mexazolam varies by indication, however it is expected that a therapeutic dose will be in the range of about 0.1 to about 10, preferably about 0.2 to about 1 mg per dose, from 1 to 8, preferably from 2 to 8, and in some preferred embodiments about 4 to about 6 times per day. Mexazolam may be manufactured using the process disclosed in United States patent 3,722,371, which is incorporated herein by reference in its entirety.

[0163] As a nasal formulation, mexazolam may be administered in 25 to 250  $\mu$ L metered sprays. In some preferred embodiments, mexazolam is administered in 50 to 150  $\mu$ L, especially about 100  $\mu$ L, metered sprays.

### **Midazolam**

[0164] The dosage of midazolam varies by indication, however it is expected that a therapeutic dose will be in the range of about 0.1 to about 20, preferably about 0.2 to about 10 mg per dose, from 1 to 8, preferably from 2 to 8, and in some preferred embodiments about 4 to about 6 times per day. Midazolam may be manufactured using the process disclosed in one of United States patents 4,280,957 or 5,831,089, each of which is incorporated herein by reference in its entirety.

[0165] As a nasal formulation, midazolam may be administered in 25 to 250  $\mu$ L metered sprays. In some preferred embodiments, midazolam is administered in 50 to 150  $\mu$ L, especially about 100  $\mu$ L, metered sprays.

### **Temazepam**

[0166] The dosage of temazepam varies by indication, however it is expected that a therapeutic dose will be in the range of about 1 to about 50, preferably about 5 to about 30 mg per dose, from 1 to 8, preferably from 2 to 8, and in some preferred embodiments about 4 to about 6 times per day.



Temazepam may be manufactured using the process disclosed in United States patent 3,340,253 or 3,374,225, each of which is incorporated herein by reference in its entirety.

[0167] As a nasal formulation, temazepam may be administered in 25 to 250  $\mu\text{L}$  metered sprays. In some preferred embodiments, temazepam is administered in 50 to 150  $\mu\text{L}$ , especially about 100  $\mu\text{L}$ , metered sprays.

### **Formulation**

[0168] Some embodiments comprise administering to one or more mucosal membranes of a patient a therapeutically effective amount of one or more benzodiazepine drugs, or pharmaceutically-acceptable salts thereof. Some embodiments of the composition disclose a composition comprising one or more benzodiazepine drugs or pharmaceutically-acceptable salts thereof in a concentration up to about 600 mg/mL. Other compositions disclose a composition comprising one or more benzodiazepine drugs or pharmaceutically-acceptable salts thereof in a concentration of about 10 mg/mL up to about 250 mg/mL. Further, some embodiments disclose a composition comprising one or more benzodiazepine drugs or pharmaceutically-acceptable salts thereof in a concentration of about 20 mg/mL up to about 50 mg/mL.

[0169] Some embodiments disclose a carrier system that is about 50% to about 90% (w/w) Vitamin E and about 10% to about 50% (w/w) lower alcohol or lower alkyl glycol, or any combinations thereof. Some embodiments disclose a carrier system that is about 65% to about 75% (w/w) Vitamin E and about 25% to about 35% (w/w) lower alkyl alcohol or lower alkyl glycol, or any combinations thereof. Further, some embodiments disclose a carrier system that is about 70% (w/w) Vitamin E and about 30% (w/w) lower alkyl alcohol or lower alkyl glycol, or any combinations thereof.

[0170] Some embodiments of the invention provide a method of administering the benzodiazepine drug composition to a patient. The preferred embodiment comprises use of diazepam. Some embodiments of the method disclose a dosage level of diazepam of about 1.0 mg to about 20.0 mg until achievement of the desired result. Other dosage levels disclose a dosage level of about 2.0 mg to about 15.0 mg until the desired result is achieved. Some embodiments disclose a dosage level of about 5.0 mg to about 10.0 mg until the desired result is achieved.

[0171] In some embodiments of the method, the dosage volume ranges from about 10  $\mu\text{L}$  to about 200  $\mu\text{L}$ . In some embodiments, the dosage volume ranges from about 20  $\mu\text{L}$  to about 180  $\mu\text{L}$ . Further, some embodiments disclose a dosage volume of about 50  $\mu\text{L}$  to about 140  $\mu\text{L}$ . In some embodiments, the dosage volume is 50  $\mu\text{L}$ , 75  $\mu\text{L}$  or 100  $\mu\text{L}$  per nostril.

### Formulation Process

[0172] In some embodiments, the composition for nasal administration is substantially free of benzodiazepine microparticles, nanoparticles or combinations thereof. In some embodiments, the composition is made by slowly warming or heating the Vitamin E until it is liquefied. Next, the one or more benzodiazepine drugs are added. The mixture is stirred and heated until the one or more benzodiazepine drugs dissolve or are substantially dissolved. Next, the one or more alcohols or glycols, or any combinations thereof, are added to the composition. This composition is stirred until a less viscous composition is achieved.

[0173] The formulation process may be adjusted to take into consideration variations in the formulation. For example, as depicted in Figure 4, formulations comprising both benzyl alcohol and ethanol may be formulated by first combining Vitamin E, benzyl alcohol and ethanol (*e.g.*, dehydrated alcohol, USP), mixing until the ingredients are homogenous, heating the mixture to about 45°C ( $\pm 2^\circ\text{C}$ ), adding alkyl glycoside and mixing until the alkyl glycoside is dissolved and the solution is homogenous, adding benzodiazepine (*e.g.*, diazepam) while maintaining the mixture at about 45 °C, cooling the solution to about 25°C ( $\pm 2^\circ\text{C}$ ) and adding ethanol (Q.S.) to achieve the final target weight of solution, mixing well to assure homogeneity. Solutions manufactured according to this process may be formulated in different concentrations of diazepam. For example, some embodiments of the invention include diazepam formulations summarized in the following table. While diazepam is used as an illustration in Figure 4 and the following table, any benzodiazepines may also be used, such as alprazolam, brotizolam, chlordiazepoxide, clobazam, clonazepam, clorazepam, demoxazepam, diazepam, flumazenil, flurazepam, halazepam, midazolam, nordazepam, medazepam, nitrazepam, oxazepam, lorazepam, prazepam, quazepam, triazolam, temazepam, loprazolam, any pharmaceutically-acceptable salts thereof, and any combinations thereof.

[0174] NRL-1 Quantitative Composition. In some embodiments, the formulations are for nasal administration.

Component	Solution Concentration		
	50mg/mL	75 mg/mL	100 mg/mL
Vitamin E	56.47 mg	56.47 mg	56.47 mg
Benzyl alcohol	10.50 mg	10.50 mg	10.50 mg
Diazepam	5.00 mg	7.50 mg	10.00 mg
Intravail A3 <sup>®</sup>	0.25 mg	0.25 mg	0.25 mg
Dehydrated ethanol	q.s. to 100 $\mu$ L	q.s. to 100 $\mu$ L	q.s. to 100 $\mu$ L

[0175] In some embodiments, the aforementioned formulations are sterile solutions with a bacteria count of 10 below the allowable level on a per mL basis. Additionally, pathogens are preferably absent. In some embodiments, the solutions are self-preserving, self-sterile or both.

[0176] In some embodiments, the benzodiazepine drug is formulated as a microparticulate and/or nanoparticulate suspension of the benzodiazepine. Preparation of microparticulate and nanoparticulate benzodiazepine may be accomplished by methods such as milling, etc. Such methods are known to those skilled in the art.

[0177] Figure 5 depicts one embodiment of a process of manufacturing a suspension of benzodiazepine according to the instant invention. First, the benzodiazepine (*e.g.*, diazepam) is sieved to produce a micronized benzodiazepine (*e.g.*, diazepam). The micronized benzodiazepine (*e.g.*, diazepam) is then split into two intermediate products - Diazepam A (high pressure) is a small particle size (mean particle size < 2000 nm) and Diazepam B (low pressure) is a large particle size (mean particle diameter > 2000 nm). After in-process testing, the two intermediate products are combined with one or more excipients in correct proportions to produce a bimodal particle suspension having a pre-selected mean particle diameter, which in some embodiments is greater than 2000 nm. In some embodiments, the excipients are prepared according to the second column in Figure 5, *e.g.* by first combining propylene glycol, water and vitamin E polyethylene glycol succinate to form a mixture and heating the mixture until the ingredients are dissolved, then adding methylparaben, propyl paraben and Intravail™ (alkyl glycoside) to the mixture and mixing until the newly added ingredients are dissolved, and finally cooling the mixture, *e.g.* to 25°C ± 2°C. The excipients can then be combined with Micronized Diazepam A and Micronized Diazepam B and mixed vigorously to disperse the micronized Diazepam to form the suspension. Next, povidone is added to the mixture, which is mixed until the povidone is fully dissolved. Finally, the suspension is brought to its final target weight with purified water and mixed well to achieve homogeneity. The final product can then be filled into suitable containers. In some embodiments, 3 mL may be filled into 4 mL amber glass vials with PTFE lined phenolic closures, though other containers are of course possible and contemplated within the scope of the invention. As diazepam is depicted in Figure 5 as an exemplary benzodiazepine, any benzodiazepines, such as alprazolam, brotizolam, chlordiazepoxide, clobazam, clonazepam, clorazepam, demoxazepam, diazepam, flumazenil, flurazepam, halazepam, midazolam, nordazepam, medazepam, nitrazepam, oxazepam, lorazepam, prazepam, quazepam, triazolam, temazepam, loprazolam, any pharmaceutically-acceptable salts thereof, and any combinations thereof may also be employed.

[0178] In some embodiments, the aforementioned formulations are sterile suspensions with a bacteria count of 10 below the allowable level on a per mL basis. Additionally, pathogens are preferably absent. In some embodiments, the suspensions are self-preserving, self-sterile or both.

[0179] In some embodiments, the benzodiazepine drug is formulated as a solution. It is considered an aspect of the invention that employment of microparticulate and/or nanoparticulate benzodiazepine drug during the process of preparing the formulation, can improve the overall solubility of the benzodiazepine drug in the solvent system.

### **Additional Active and Inactive Ingredients**

[0180] Additionally, some embodiments of the compositions and methods of using the compositions comprise an additional ingredient in the composition selected from active ingredients. By way of non-limiting example, such active ingredients include insulin, calcitonins (for example porcine, human, salmon, chicken, or eel) and synthetic modifications thereof, enkephalins, LHRH and analogues (Nafarelin, Buserelin, Zolidex), GHRH (growth hormone releasing hormone), nifedipin, THF (thymic humoral factor), CGRP (calcitonin gene related peptide), atrial natriuretic peptide, antibiotics, metoclopramide, ergotamine, Pizotizin, nasal vaccines (particularly HIV vaccines, measles, rhinovirus Type 13 and respiratory syncytial virus), pentamidine, CCK (Cholecystikinine), DDVAP, Interferons, growth hormone (solatotropir polypeptides or their derivatives (preferably with a molecular weight from 1000 to 300000), secretin, bradykinin antagonists, GRF (Growth releasing factor), THF, TRH (Thyrotropin releasing hormone), ACTH analogues, IGF (Insulin like growth factors), CGRP (Calcitonin gene related peptide) Atrial Natriuretic peptide, Vasopressin and analogues (DDAVP, Lypressin), Metoclopramide, Migraine treatment (Dihydroergotamine, Ergometrine, Ergotamine, Pizotizin), Nasal Vaccines (Particularly AIDS vaccines) FACTOR VIII, Colony Stimulating factors, G-CSF (granulocyte-colony stimulating factor), EPO (Erythropoitin) PTH (Parathyroid hormone) or pharmaceutically acceptable salts or combinations thereof.

[0181] Additionally, some embodiments of the compositions and methods of using the compositions comprise an additional ingredient in the composition selected from other anticonvulsants. By way of non-limiting example, such active ingredients include: paraldehyde; aromatic allylic alcohols (such as stiripentol); barbiturates (e.g. phenobarbitol, primidone, methylphenobarbital, metharbital and barbexalone); bromides (such as potassium bromide); carbamates (such as felbamate); carboxamides (such as carbamazepine and oxcarbazepine); fatty acids (such as valproic acid, sodium valproate, and divalproex sodium, vigabatrin, progabide, tiagabine); fructose, topiramate, Gaba analogs (e.g.

gabapentin and pregabalin); hydantoins (e.g. ethotoin, phenytoin, mephenytoin and fosphenytoin); oxazolidinediones (such as paramethadione, trimethadione, ethadione); propionates (e.g. beclamide), pyrimidinediones (e.g. primidone); pyrrolidines (e.g. brivaracetam, levetiracetam and seletracetam); succinimides (e.g. ethosuximide, phensuximide and mesuximide); sulfonamides (e.g. acetazolamide, sulthiame, methazolamide and zonisamide); triazines (such as lamotrigine); ureas (such as pheneturide, phenacemide); valproylamides (such as valpromide and valnoctamide); as well as other anticonvulsants or pharmaceutically acceptable salts or combinations thereof.

**[0182]** Additionally, some embodiments of the compositions and methods of using the compositions comprise an additional ingredient in the composition selected from other anticonvulsants. By way of non-limiting example, such active ingredients include: antibiotics and antimicrobial agents such as tetracycline hydrochloride, leucomycin, penicillin, penicillin derivatives, erythromycin, gentamicin, sulphathiazole and nitrofurazone; local anaesthetics such as benzocaine; vasoconstrictors such as phenylephrine hydrochloride, tetrahydrozoline hydrochloride, naphazoline nitrate, oxymetazoline hydrochloride and tramazoline hydrochloride; cardiotonics such as digitalis and digoxin; vasodilators such as nitroglycerine and papaverine hydrochloride; antiseptics such as chlorhexidine hydrochloride, hexylresorcinol, dequaliniumchloride and ethacridine; enzymes such as lysozyme chloride, dextranase; bone metabolism controlling agents such as vitamin D, active vitamin D and vitamin C; sex hormones; hypotensives; sedatives; anti-tumor agents; steroidal anti-inflammatory agents such as hydrocortisone, prednisone, fluticasone, prednisolone, triamcinolone, triamcinolone acetonide, dexamethasone, betamethasone, beclomethasone, and beclomethasone dipropionate; non-steroidal anti-inflammatory agents such as acetaminophen, aspirin, aminopyrine, phenylbutazone, medanamic acid, ibuprofen, diclofenac sodium, indomethacine, colchicine, and probenocid; enzymatic anti-inflammatory agents such as chymotrypsin and bromelain seratiopeptidase; anti-histaminic agents such as diphenhydramine hydrochloride, chlorpheniramine maleate and clemastine; anti-allergic agents and antitussive-expectorant antasthmatic agents such as sodium chromoglycate, codeine phosphate, and isoproterenol hydrochloride or pharmaceutically acceptable salts or combinations thereof.

**[0183]** Additionally, some embodiments of the compositions and methods of using the compositions comprise an additional inactive ingredient in the composition. By way of non-limiting example, minor amounts of ingredients such as stabilizers, coloring agents, pH adjusters, buffering agents, preservatives such as agents which may prevent degradation, wetting agents, and flavoring agents may also be present. Examples of coloring agents include  $\beta$ -carotene, Red No. 2 and Blue No. 1. Examples of preservatives

include stearic acid, ascorbyl stearate and ascorbic acid. Examples of corrigents include menthol and citrus perfume.

**[0184]** In some embodiments, the drug delivery system of the invention may advantageously comprise an absorption enhancer. The term “enhancer”, means any material which acts to increase absorption across the mucosa and/or increases bioavailability. In some embodiments, such materials include mucolytic agents, degradative enzyme inhibitors and compounds which increase permeability of the mucosal cell membranes. Whether a given compound is an “enhancer” can be determined by comparing two formulations comprising a non-associated, small polar molecule as the drug, with or without the enhancer, in an in vivo or good model test and determining whether the uptake of the drug is enhanced to a clinically significant degree. The enhancer should not produce any problems in terms of chronic toxicity because in vivo the enhancer should be non-irritant and/or rapidly metabolized to a normal cell constituent that does not have any significant irritant effect.

**[0185]** In some embodiments, preferred enhancing materials lysophospholipids, for example lysophosphatidylcholine obtainable from egg or soy lecithin. Other lysophosphatidylcholines that have different acyl groups as well as lyso compounds produced from phosphatidylethanolamines and phosphatidic acid which have similar membrane modifying properties may be used. Acyl carnitines (e.g. palmitoyl-dl-carnitine-chloride) is an alternative. In some embodiments, a suitable concentration is from 0.02 to 20% (w/v).

**[0186]** In some embodiments, enhancing agents that are appropriate include chelating agents (EGTA, EDTA, alginates), surface active agents (especially non-ionic materials), acyl glycerols, fatty acids and salts, tyloxapol and biological detergents listed in the SIGMA Catalog, 1988, page 316-321 (which is incorporated herein by reference). Also agents that modify the membrane fluidity and permeability are appropriate such as enamines (e.g. phenylalanine enamine of ethylacetoacetate), malonates (e.g. diethyleneoxymethylene malonate), salicylates, bile salts and analogues and fusidates. Suitable concentrations are up to 20% (w/v).

**[0187]** In some embodiments, the invention takes advantage of delivery of a drug incorporated into or onto a bioadhesive microsphere with an added pharmaceutical adjuvant applies to systems that contain active drug and mucolytic agent, peptidase inhibitors or non-drug polypeptide substrate singly or in combination. Suitably mucolytic agents are thiol-containing compounds such as N-acetylcysteine and derivatives thereof. Peptide inhibitors include actinonin, amastatin, bestatin, chloroacetyl-HOLeu-Ala-Gly-NH.sub.2, diprotin A and B, ebelactone A and B, E-64, leupeptin, pepstatin A, phisphoramidon, H-Thr-(tBu)-Phe-Pro-OH, aprotinin, kallikrein, chymostatin, benzamidine, chymotrypsin and trypsin.

Suitable concentrations are from 0.01 to 10% (w/v). The person skilled in the art will readily be able to determine whether an enhancer should be included.

### **Administration**

[0188] In some embodiments, the administration of the composition comprises administering at least a portion of the therapeutically effective amount of the composition onto at least one mucosal membrane. In some embodiments, the administration of the composition comprises spraying at least a portion of the therapeutically effective amount of the composition into at least one nostril. In some embodiments, the administration of the composition comprises spraying at least a portion of the therapeutically effective amount of the composition into each nostril. In some embodiments, the administration of the composition comprises spraying a first quantity of the composition into the first nostril, spraying a second quantity of the composition into a second nostril, and optionally after a pre-selected time delay, spraying a third quantity of the composition into the first nostril. Some embodiments further comprise, optionally after a pre-selected time delay, administering at least a fourth quantity of the composition to the second nostril.

### **Alprazolam**

[0189] The dosage of alprazolam varies by indication, however it is expected that a therapeutic dose will be in the range of about 0.5 to about 4, preferably about 1 to about 2 mg per dose, from 1 to 8, preferably from 2 to 8, and in some preferred embodiments about 4 to about 6 times per day. Alprazolam may be manufactured using the process disclosed in United States patent 3,987,052, which is incorporated herein by reference in its entirety.

[0190] As a nasal formulation, alprazolam may be administered in 25 to 250  $\mu$ L metered sprays. In some preferred embodiments, alprazolam is administered in 50 to 150  $\mu$ L, especially about 100  $\mu$ L, metered sprays. In some embodiments, a first metered spray is applied to a first nostril and if necessary a second metered spray is applied to a second nostril. In some optional embodiments, a third metered spray is applied to the first nostril. In some embodiments, a fourth metered spray is applied to the second nostril. In some embodiments, additional metered sprays are applied to alternating nostrils until the full target therapeutic dose has been administered to the patient. In some embodiments, there is a time increment of from several seconds to 5 minutes, preferably about 10 seconds to about 1 minute, between applications of benzodiazepine drug to the same nostril. This allows time for the drug to cross the nasal mucosa and enter the blood stream. Multiple applications of metered sprays to each nostril, optionally separated by a time interval, allows administration of a full therapeutic dose in increments small enough

to permit full absorption of the benzodiazepine drug into the blood stream and avoid loss of drug down the back of the throat.

### **Diazepam**

[0191] The dosage of diazepam may vary by indication, however it is expected that a therapeutic dose will be in the range of about 1 to about 20, preferably about 2 to about 10 mg per dose, from 1 to 8, preferably from 2 to 8, and in some preferred embodiments about 4 to about 6 times per day. Diazepam may be manufactured using the process disclosed in one of United States patents 3,371,085, 3,109,843, 3,136,815 or 3,102,116, each of which is incorporated herein by reference in its entirety.

[0192] As a nasal formulation, diazepam may be administered in 25 to 250  $\mu$ L metered sprays. In some preferred embodiments, diazepam is administered in 50 to 150  $\mu$ L, especially about 100  $\mu$ L, metered sprays. In some embodiments, a first metered spray is applied to a first nostril and if necessary a second metered spray is applied to a second nostril. In some optional embodiments, a third metered spray is applied to the first nostril. In some embodiments, a fourth metered spray is applied to the second nostril. In some embodiments, additional metered sprays are applied to alternating nostrils until the full target therapeutic dose has been administered to the patient. In some embodiments, there is a time increment of from several seconds to 5 minutes, preferably about 10 seconds to about 1 minute, between applications of benzodiazepine drug to the same nostril. This allows time for the drug to cross the nasal mucosa and enter the blood stream. Multiple applications of metered sprays to each nostril, optionally separated by a time interval, allows administration of a full therapeutic dose in increments small enough to permit full absorption of the benzodiazepine drug into the blood stream and avoid loss of drug down the back of the throat.

### **Flurazepam**

[0193] The dosage of flurazepam varies by indication, however it is expected that a therapeutic dose will be in the range of about 5 to 40, preferably about 20 to about 35 mg per dose, from 1 to 8, preferably from 2 to 8, and in some preferred embodiments about 4 to about 6 times per day. Flurazepam may be manufactured using the process disclosed in United States patent 3,567,710 or 3,299,053, each of which is incorporated herein by reference in its entirety.

[0194] As a nasal formulation, flurazepam may be administered in 25 to 250  $\mu$ L metered sprays. In some preferred embodiments, flurazepam is administered in 50 to 150  $\mu$ L, especially about 100  $\mu$ L, metered sprays. In some embodiments, a first metered spray is applied to a first nostril and if necessary a second metered spray is applied to a second nostril. In some optional embodiments, a third metered spray is applied to the first nostril. In some embodiments, a fourth metered spray is applied to the second



nostril. In some embodiments, additional metered sprays are applied to alternating nostrils until the full target therapeutic dose has been administered to the patient. In some embodiments, there is a time increment of from several seconds to 5 minutes, preferably about 10 seconds to about 1 minute, between applications of benzodiazepine drug to the same nostril. This allows time for the drug to cross the nasal mucosa and enter the blood stream. Multiple applications of metered sprays to each nostril, optionally separated by a time interval, allows administration of a full therapeutic dose in increments small enough to permit full absorption of the benzodiazepine drug into the blood stream and avoid loss of drug down the back of the throat.

### **Lorazepam**

[0195] The dosage of Lorazepam varies by indication, however it is expected that a therapeutic dose will be in the range of about 0.1 to about 10, preferably about 0.2 to about 1 mg per dose, from 1 to 8, preferably from 2 to 8, and in some preferred embodiments about 4 to about 6 times per day. Lorazepam may be manufactured using the process disclosed in United States patent 3,296,249, which is incorporated herein by reference in its entirety.

[0196] As a nasal formulation, lorazepam may be administered in 25 to 250  $\mu$ L metered sprays. In some preferred embodiments, lorazepam is administered in 50 to 150  $\mu$ L, especially about 100  $\mu$ L, metered sprays. In some embodiments, a first metered spray is applied to a first nostril and if necessary a second metered spray is applied to a second nostril. In some optional embodiments, a third metered spray is applied to the first nostril. In some embodiments, a fourth metered spray is applied to the second nostril. In some embodiments, additional metered sprays are applied to alternating nostrils until the full target therapeutic dose has been administered to the patient. In some embodiments, there is a time increment of from several seconds to 5 minutes, preferably about 10 seconds to about 1 minute, between applications of benzodiazepine drug to the same nostril. This allows time for the drug to cross the nasal mucosa and enter the blood stream. Multiple applications of metered sprays to each nostril, optionally separated by a time interval, allows administration of a full therapeutic dose in increments small enough to permit full absorption of the benzodiazepine drug into the blood stream and avoid loss of drug down the back of the throat.

### **Medazepam**

[0197] The dosage of medazepam varies by indication, however it is expected that a therapeutic dose will be in the range of about 0.1 to about 10, preferably about 0.2 to about 1 mg per dose, from 1 to 8, preferably from 2 to 8, and in some preferred embodiments about 4 to about 6 times per day.

Medazepam may be manufactured using the process disclosed in United States patent 3,243,427, which is incorporated herein by reference in its entirety.

[0198] As a nasal formulation, medazepam may be administered in 25 to 250  $\mu$ L metered sprays. In some preferred embodiments, medazepam is administered in 50 to 150  $\mu$ L, especially about 100  $\mu$ L, metered sprays. In some embodiments, a first metered spray is applied to a first nostril and if necessary a second metered spray is applied to a second nostril. In some optional embodiments, a third metered spray is applied to the first nostril. In some embodiments, a fourth metered spray is applied to the second nostril. In some embodiments, additional metered sprays are applied to alternating nostrils until the full target therapeutic dose has been administered to the patient. In some embodiments, there is a time increment of from several seconds to 5 minutes, preferably about 10 seconds to about 1 minute, between applications of benzodiazepine drug to the same nostril. This allows time for the drug to cross the nasal mucosa and enter the blood stream. Multiple applications of metered sprays to each nostril, optionally separated by a time interval, allows administration of a full therapeutic dose in increments small enough to permit full absorption of the benzodiazepine drug into the blood stream and avoid loss of drug down the back of the throat.

### **Mexazolam**

[0199] The dosage of mexazolam varies by indication, however it is expected that a therapeutic dose will be in the range of about 0.1 to about 10, preferably about 0.2 to about 1 mg per dose, from 1 to 8, preferably from 2 to 8, and in some preferred embodiments about 4 to about 6 times per day. Mexazolam may be manufactured using the process disclosed in United States patent 3,722,371, which is incorporated herein by reference in its entirety.

[0200] As a nasal formulation, mexazolam may be administered in 25 to 250  $\mu$ L metered sprays. In some preferred embodiments, mexazolam is administered in 50 to 150  $\mu$ L, especially about 100  $\mu$ L, metered sprays. In some embodiments, a first metered spray is applied to a first nostril and if necessary a second metered spray is applied to a second nostril. In some optional embodiments, a third metered spray is applied to the first nostril. In some embodiments, a fourth metered spray is applied to the second nostril. In some embodiments, additional metered sprays are applied to alternating nostrils until the full target therapeutic dose has been administered to the patient. In some embodiments, there is a time increment of from several seconds to 5 minutes, preferably about 10 seconds to about 1 minute, between applications of benzodiazepine drug to the same nostril. This allows time for the drug to cross the nasal mucosa and enter the blood stream. Multiple applications of metered sprays to each nostril, optionally separated by a time interval, allows administration of a full therapeutic dose in increments small enough

to permit full absorption of the benzodiazepine drug into the blood stream and avoid loss of drug down the back of the throat.

### **Midazolam**

[0201] The dosage of midazolam varies by indication, however it is expected that a therapeutic dose will be in the range of about 0.1 to about 20, preferably about 0.2 to about 10 mg per dose, from 1 to 8, preferably from 2 to 8, and in some preferred embodiments about 4 to about 6 times per day. Midazolam may be manufactured using the process disclosed in one of United States patents 4,280,957 or 5,831,089, each of which is incorporated herein by reference in its entirety.

[0202] As a nasal formulation, midazolam may be administered in 25 to 250  $\mu$ L metered sprays. In some preferred embodiments, midazolam is administered in 50 to 150  $\mu$ L, especially about 100  $\mu$ L, metered sprays. In some embodiments, a first metered spray is applied to a first nostril and if necessary a second metered spray is applied to a second nostril. In some optional embodiments, a third metered spray is applied to the first nostril. In some embodiments, a fourth metered spray is applied to the second nostril. In some embodiments, additional metered sprays are applied to alternating nostrils until the full target therapeutic dose has been administered to the patient. In some embodiments, there is a time increment of from several seconds to 5 minutes, preferably about 10 seconds to about 1 minute, between applications of benzodiazepine drug to the same nostril. This allows time for the drug to cross the nasal mucosa and enter the blood stream. Multiple applications of metered sprays to each nostril, optionally separated by a time interval, allows administration of a full therapeutic dose in increments small enough to permit full absorption of the benzodiazepine drug into the blood stream and avoid loss of drug down the back of the throat.

### **Temazepam**

[0203] The dosage of temazepam varies by indication, however it is expected that a therapeutic dose will be in the range of about 1 to about 50, preferably about 5 to about 30 mg per dose, from 1 to 8, preferably from 2 to 8, and in some preferred embodiments about 4 to about 6 times per day. Temazepam may be manufactured using the process disclosed in United States patent 3,340,253 or 3,374,225, each of which is incorporated herein by reference in its entirety.

[0204] As a nasal formulation, temazepam may be administered in 25 to 250  $\mu$ L metered sprays. In some preferred embodiments, temazepam is administered in 50 to 150  $\mu$ L, especially about 100  $\mu$ L, metered sprays. In some embodiments, a first metered spray is applied to a first nostril and if necessary a second metered spray is applied to a second nostril. In some optional embodiments, a third metered spray is applied to the first nostril. In some embodiments, a fourth metered spray is applied to the second

nostril. In some embodiments, additional metered sprays are applied to alternating nostrils until the full target therapeutic dose has been administered to the patient. In some embodiments, there is a time increment of from several seconds to 5 minutes, preferably about 10 seconds to about 1 minute, between applications of benzodiazepine drug to the same nostril. This allows time for the drug to cross the nasal mucosa and enter the blood stream. Multiple applications of metered sprays to each nostril, optionally separated by a time interval, allows administration of a full therapeutic dose in increments small enough to permit full absorption of the benzodiazepine drug into the blood stream and avoid loss of drug down the back of the throat.

[0205] Those skilled in the art will be aware that a systematic, therapeutically effective amount of benzodiazepine drugs for treating the aforementioned disorders will vary with age, size, weight, and general physical condition of the patient as well as the severity of the disease. Frequency of administration will likewise vary with the formulation of the composition and it can be adjusted so that any suitable number of doses per day may be used.

### **Examples**

[0206] The invention will now be illustrated with reference to the following illustrative, non-limiting examples.

#### **Example 1**

[0207] A pharmaceutical composition comprising diazepam is prepared. It is formulated as a solution to be delivered via a nasal delivery device. The composition is used to treat or prevent seizures associated with epilepsy in adults. Treatment is administered either before or after a seizure has begun. If the patient is seizing, it is administered as 1 puff from any nasal delivery device (1 puff at 5.0 mg/puff (5.0 mg/0.1 mL and 0.1 mL/puff)) every 5 minutes until cessation of the seizure. However, it can be given as 1 puff per nostril in each nostril (2 puffs at 2.5 mg/puff (5.0 mg/0.1 mL and 0.05 mL/puff)) every 5 minutes until cessation of the seizure. The composition according to this example is set forth in the following table.

Table 1-1

---

5.0 mg/0.1 mL Diazepam
70.0 mg $\alpha$ -tocopherol
0.1 mL      ethanol (qs ad to 0.1 mL)

---

**Example 2**

[0208] A pharmaceutical composition comprising diazepam is prepared. It is formulated as a solution to be delivered via a nasal delivery device. The composition is used to treat or prevent seizures associated with epilepsy in children. Treatment is administered either before or after a seizure has begun. If the patient is seizing, it is administered as 1 puff from any nasal delivery device (1 puff at 2.0 mg/puff (2.0 mg/0.1 mL and 0.1 mL/puff)). If the seizure fails to stop another dose may be administered after 5 minutes. However, it can be given as 1 puff per nostril in each nostril (2 puffs at 1.0 mg/puff (2.0 mg/0.1 mL and 0.05 mL/puff)). If the seizure fails to stop another dose may be administered after 5 minutes. The composition according to this example is set forth in the following table.

Table 2-1

---

2.0 mg/0.1 mL Diazepam
70.0 mg $\alpha$ -tocopherol
0.1 mL      ethanol (qs ad to 0.1 mL)

---

**Example 3 – Formulation of Diazepam Solutions**

[0209] In general, benzodiazepine solutions may be formulated by combining one or more natural or synthetic tocopherols or tocotrienols and one or more lower alcohols or glycols and mixing until a homogeneous mixture is formed, adding the benzodiazepine drug to the homogeneous mixture, heating and mixing the ingredients until the benzodiazepine is fully dissolved in the homogeneous mixture, cooling the mixture, and bringing the mixture to its final mass or volume with lower alcohol or glycol.

[0210] Two different diazepam solutions were formulated by the foregoing process. Vitamin E USP and dehydrated ethanol USP were combined in the amounts set forth in the following table and mixed to form a homogeneous mixture. Diazepam in the amounts set forth in the following table was then added to the homogeneous mixture. The ingredients were heated to 40-45°C with mixing until the diazepam was fully dissolved, thereby forming a solution. The solution was cooled to 20-25°C, whereupon the

solution was brought to its final target weight with dehydrated ethanol USP and the solution was mixed thoroughly to assure homogeneity. The solution was then sampled for in-process testing and packaged in 3 mL amber glass vials.

Table 3-1: Diazepam Solutions – 70 mg/mL

Component	Solution 00 (65% Vitamin E) Concentration (mg/mL)	Solution 02 (80% Vitamin E) Concentration (mg/mL)
Diazepam USP	70.0	70.0
Vitamin E USP	650.0	800.0
Dehydrated Ethanol USP	q.s. to 1 mL	q.s. to 1 mL

[0211] Additional solutions of diazepam at varying concentrations are made in a similar manner, by varying the amount of diazepam and the relative amounts of Vitamin E and ethanol. Other benzodiazepine solutions are made by substituting one or more benzodiazepines for diazepam. Other ingredients, such as alkyl glycoside, can be added at a suitable step in the process (e.g. before or concurrently with the addition of benzodiazepine).

**Example 4 -- Formulation of Diazepam Suspensions**

[0212] In general, benzodiazepine suspensions are formulated by micronizing benzodiazepine and combining the benzodiazepine with a carrier. The carrier is prepared by combining one or more lower alcohols or glycols with water, adding a natural or synthetic tocopherol or tocotrienol, heating the mixture until the tocopherol or tocotrienol is dissolved, adding one or more parabens and mixing until the parabens are dissolved and cooling the carrier. Once the benzodiazepine is added to the carrier, additional excipients, such as surfactants, can optionally be added and dissolved in the carrier. The suspension is then brought up to its final mass or volume with water.

[0213] Two different diazepam suspensions were formulated by the foregoing general process. Two different diazepam particle sizes were prepared – A: a small particle size by prepared by high pressure micronization, and B: a large particle size prepared by low pressure micronization. The carrier was prepared by combining propylene glycol USP and purified water USP, then adding Vitamin E Polyethylene Glycols Succinate NF, then mixing and heating the combined ingredients to about 45°C. Mixing was continued until the Vitamin E Polyethylene Glycol Succinate was fully dissolved. The carrier was then cooled to 20-25°C. The micronized diazepam (A and B) was then added to the carrier with vigorous mixing until the diazepam was fully dispersed in the carrier. Polyvinylpyrrolidone

Povidone USP/NF was then added to the mixture and mixed until fully dissolved. The suspension was then brought up to weight with purified water USP. The suspension was then mixed until homogeneous, sampled for in-process testing, and packaged in 3 mL amber glass bottles.

Table 4-1: Diazepam Suspension Formulations

Component	Suspension 03 (200 mg/mL Diazepam) Concentration (mg/mL)	Suspension 01 (100 mg/mL Diazepam) Concentration (mg/mL)
Diazepam USP	200.00	100.00
Vitamin E Polyethylene Glycol Succinate NF	100.0	100.0
Methylparaben NF	2.0	2.0
Propylparaben NF	0.5	0.5
Propylene Glycol USP	100.0	100.0
Povidone USP/NF	25.0	25.0
Purified Water USP/EP	q.s. to 1 mL	q.s. to 1 mL

[0214] Additional suspensions of diazepam at varying concentrations are made in a similar manner, by varying the amount of diazepam and optionally other excipients. Other benzodiazepine suspensions are made by substituting one or more benzodiazepines for diazepam. Other ingredients, such as alkyl glycoside, can be added at a suitable step in the process. For example, an alkylglycoside may be added to the carrier during compounding of the carrier, or may be added to the suspension mixture concurrently with or after addition of the povidone.

**Example 5 -- Stability of Diazepam Solutions and Suspensions**

[0215] Solutions 00 and 02 (Example 3) and Suspensions 01 and 03 (Example 4) were set up on stability at 25°C / 60% RH, 30°C / 65% RH and 40°C / 75% RH. One batch each of four different formulations, packaged in 3-ml vials with screw-top closures, along with corresponding actuators, were set up at three storage conditions. They are listed in Table 1 with their corresponding Particle Sciences initial sample control numbers.

Table 5-1: Summary of PSI sample control numbers

<b>Formulation #</b>	<b>25°C/60% RH</b>	<b>30°C/65% RH</b>	<b>40°C/75% RH</b>
Solution 00 – 70 mg/ml solution, 65% Vitamin E	083101.01	083101.02	083101.02
Solution 02 – 70 mg/ml solution, 80% vitamin E	083102.01	083102.02	083102.03
Suspension 01 - 100 mg/ml suspension	083103.01	083103.02	083103.03
Suspension 03 - 200 mg/ml suspension	083104.01	083104.02	083104.03

[0216] Samples were tested for spray content uniformity, spray volume, diazepam content, diazepam related substances, and methylparaben and propylparaben assay (suspension samples only). Unit weights were determined as per USP <755>.

[0217] Summaries of the average assay values and all other results are given in Tables 5-4, 5-5, 5-6 and 5-7. The results for the initial, 1-month and 3-month time points are also shown for comparison. Individual spray content uniformity results are given in Tables 5-8, 5-9, 5-10, 5-11, 5-12, 5-13, 5-14, and 5-15.

[0218] In general, all of the assays and the other results are similar to the initial data, with the exceptions of diazepam related compounds A and B.

[0219] Related compound A did not meet the specification of not more than (NMT) 0.01% for some samples (see Table 2). Related compound A has increased with time and temperature.

Table 5-2: Summary of related compound A T6M results

<b>Solution/Suspension #</b>	<b>25°C/60% RH</b>	<b>30°C/65% RH</b>	<b>40°C/75% RH</b>
Solution 00	Meets specification	0.058%	0.051%
Solution 02	Meets specification	Meets specification	Meets specification
Suspension 01	0.038%	0.046%	0.157%
Suspension 03	0.019%	0.029%	0.081%



[0220] Related compound B is also increasing with time and temperature, and now fails specification of NMT 0.1% at 40°C condition for both suspension and one solution formulation. Only formulation 2602 meets all impurity specifications.

Table 5-3: Summary of related compound B T6M results

<b>Solution/Suspension #</b>	<b>25°C/60% RH</b>	<b>30°C/65% RH</b>	<b>40°C/75% RH</b>
Solution 00	Meets specification	Meets specification	0.398%
Solution 02	Meets specification	Meets specification	Meets specification
Suspension 01	Meets specification	Meets specification	0.289%
Suspension 03	Meets specification	Meets specification	0.123%

Table 5-4: Summary of Solution 00 results

<b>Solution 00, 70mg/mL, 65% Vitamin E</b>	<b>Specifications</b>	<b>Initial</b>	<b>1</b>	<b>1</b>	<b>1</b>	<b>3</b>	<b>3</b>	<b>3</b>	<b>6</b>	<b>6</b>	<b>6</b>
			<b>mont h 25°C/ 60 %R H</b>	<b>mont h 30°C/ 65 %R H</b>	<b>mont h 40°C/ 75 %R H</b>	<b>mont h 25°C/ 60 %R H</b>	<b>mont h 30°C/ 65 %R H</b>	<b>mont h 40°C/ 75 %R H</b>	<b>mont h 25°C/ 60 %R H</b>	<b>mont h 30°C/ 65 %R H</b>	<b>mont h 40°C/ 75 %R H</b>
Description	Yellow to orange solution	Amber solution	Amber solution	Amber solution	Amber solution	Amber solution	Amber solution	Amber solution	Amber solution	Amber solution	Amber solution
Identification – UV	Conforms to reference std. UV and RT	pass	N/A	N/A	N/A	N/A	N/A	N/A	N/A	N/A	N/A
Assay Diazepam (%)	90.0 to 110.0%	100.1	100.3	93.9	98.8	96.3	96.9	101.2	97.5	94.6	100.6
Impurities (%) <sup>(1)</sup>											
Nordazepam	NMT 0.3%	0.005	0.01	0.014	0.019	0.013	0.013	0.013	0.013	0.013	0.013
Related Compound B	NMT 0.1%	ND	0.002	0.007	0.03	0.008	0.016	0.089	0.024	0.098	0.398
Related Compound A	NMT 0.01%	0.002	0.002	0.004	0.011	0.002	0.002	0.01	0.005	0.058	0.051

Unknown	NMT 0.1%	0.011	0.012	0.014	0.02	0.037	0.039	0.047	0.035	0.066	0.055
Total	NMT 1.0%	0.0	0.0	0.0	0.1	0.1	0.1	0.2	0.1	0.2	0.5
Microbial Limits	Meets USP {61}	pass	N/A	N/A	N/A	N/A	N/A	N/A	pass	not tested	not tested
Fill weight (g)	report results	1.108	1.105	1.111	1.112	1.109	1.109	1.113	1.103	1.111	1.109
Fill volume (ml)	report results	1.192	1.189	1.195	1.196	1.193	1.193	1.198	1.187	1.195	1.193
Spray delivered (µl)	report results	133.9	140.7	146.8	140.5	149.1	143.5	139.6	131.4	not tested	136.4
Average Spray Content (%)	report results	95.0	101.2	100.4	99.4	99.7	94.6	99.4	95.7	not tested	108.7
Viscosity (Pa*s)	report results	0.14	0.086	0.12	0.12	0.096	0.14	0.12	0.12	0.11	0.11

<sup>(1)</sup> LOQ is approximately 0.006%, LOD is approximately 0.002%. Results below LOQ are reported in this table for trending purposes.

Table 5-5: Summary of Solution 02 results

Solution 02, 70mg/ml, 65% Vitamin E	Specifications	Initial	1	1	1	3	3	3	6	6	6
			month 25°C/60 %RH	month 30°C/65 %RH	month 40°C/75 %RH	month 25°C/60 %RH	month 30°C/65 %RH	month 40°C/75 %RH	month 25°C/60 %RH	month 30°C/65 %RH	month 40°C/75 %RH
Description	Yellow to orange sol'n	Amber sol'n	Amber sol'n	Amber sol'n	Amber sol'n	Amber sol'n	Amber sol'n	Amber sol'n	Amber sol'n	Amber sol'n	Amber sol'n
Identification – UV	Conforms to reference std. UV and RT	pass	N/A	N/A	N/A	N/A	N/A	N/A	N/A	N/A	N/A
Assay Diazepam (%)	90.0 to 110.0%	100.5	94.9	96.2	103.3	98.0	97.2	99.6	97.0	94.3	100.3
Impurities (%) <sup>(1)</sup>											
Nordazepam	NMT 0.3%	0.003	0.004	0.005	0.006	0.005	0.005	0.006	0.005	0.004	0.005
Related Compound B	NMT 0.1%	ND	0.002	0.003	0.006	0.003	0.005	0.032	0.007	0.020	0.058
Related Compound A	NMT 0.01%	0.003	0.002	0.002	0.003	0.002	0.002	0.004	0.003	0.009	0.007

Unknown	NMT 0.1%	0.01	0.012	0.014	0.018	0.019	0.025	0.032	0.014	0.020	0.018
Total	NMT 1.0%	0.0	0.0	0.0	0.0	0.0	0.0	0.1	0.0	0.1	0.1
Microbial Limits	Meets USP {61}	pass	N/A	N/A	N/A	N/A	N/A	N/A	pass	not tested	not tested
Fill weight (g)	report results	1.135	1.117	1.128	1.123	1.116	1.133	1.137	1.124	1.133	1.127
Fill volume (ml)	report results	1.184	1.165	1.177	1.172	1.164	1.182	1.186	1.172	1.183	1.176
Spray delivered (µl)	report results	115.0	137.5	137.6	133.1	143.9	136.3	143.8	129.3	not tested	124.2
Average Spray Content (%)	report results	98.6	97.6	97.7	100.7	98.7	94.7	100.5	95.8	not tested	97.1
Viscosity (Pa*s)	report results	0.69	0.68	0.64	0.68	0.63	0.65	0.64	0.61	0.55	0.56

(1) LOQ is approximately 0.006%, LOD is approximately 0.002%. Results below LOQ are reported in this table for trending purposes.

Table 5-6: Summary of Suspension 01 results

Suspension 01, 100 mg/ml	Specifi- cations	Initial	1	1	1	3	3	3	6	6	6
			month 25°C/6 0 %RH	month 30°C/6 5 %RH	month 40°C/7 5 %RH	month 25°C/6 0 %RH	month 30°C/6 5 %RH	month 40°C/7 5 %RH	month 25°C/6 0 %RH	month 30°C/6 5 %RH	month 40°C/7 5 %RH
Description	Cloudy to white solution	White dispersion	White dispersion	White dispersion	White dispersion	White dispersion	White dispersion	White dispersion	White dispersion	pale yellow dispersion	yellow dispersion
Identification – UV	Conforms to reference std. UV and RT	Pass	N/A	N/A	N/A	N/A	N/A	N/A	N/A	N/A	N/A
Assay Diazepam (%)	90.0 to 110.0%	102.8	102.6	100.9	104.3	101.3	101.8	103.6	100.7	104.3	99.4
Impurities (%) <sup>(1)</sup>											
Nordazepam	NMT 0.3%	ND	ND	ND	ND	ND	ND	ND	ND	ND	ND
Related Compound B	NMT 0.1%	ND	ND	ND	0.004	ND	0.004	0.053	0.005	0.013	0.289
Related	NMT	ND	0.01	0.02	0.034	0.026	0.036	0.08	0.038	0.046	0.157

Compound A	0.01%										
Unknown	NMT 0.1%	0.008	0.008	0.008	0.008	0.008	0.007	0.007	0.008	0.007	0.018
Total	NMT 1.0%	0.0	0.0	0.0	0.0	0.0	0.0	0.1	0.1	0.1	0.5
Methylparaben (%)	80.0%- 115.0%	97.7	100.2	92.1	100.3	101.4	100.6	101.6	106.0	103.2	103.2
Propylparaben (%)	80.0%- 115.0%	100.2	100.5	92.2	99.2	100.6	99	100	98.5	97.6	96.7
Microbial Limits	Meets USP {61}	Pass	N/A	N/A	N/A	N/A	N/A	N/A	pass	not tested	not tested
Fill weight (g)	report results	1.254	1.252	1.252	1.244	1.246	1.248	1.247	1.245	1.242	1.235
Fill volume (ml)	report results	1.198	1.196	1.196	1.188	1.191	1.193	1.191	1.190	1.187	1.180
Spray delivered (µl)	report results	132.5	131.2	126	123.9	137.6	137.8	136.3	140.0	not tested	137.6
Average Spray Content (%)	report results	92.2	94.2	91.1	89.9	101.5	100.4	95.3	101.8	not tested	95.94
Viscosity (Pa*s)	report results	0.0098	0.0098	0.0092	0.0090	0.0092	0.0093	0.0089	0.0082	0.0080	0.0092

(1) LOQ is approximately 0006%, LOD is approximately 0.002%. Results below LOQ are reported in this table for trending purposes.

Table 5-7: Summary of Suspension 03 results

Suspension 03, 200mg/mL	Specifications	Initial	1	1	1	3	3	3	6	6	6
			month 25°C/6 0 %RH	month 30°C/6 5 %RH	month 40°C/7 75 %RH	month 25°C/6 0 %RH	month 30°C/6 5 %RH	month 40°C/7 5 %RH	month 25°C/6 0 %RH	month 30°C/6 5 %RH	month 40°C/7 5 %RH
Description	Cloudy to white dispersion	White dispersion	White dispersion	White dispersion	White dispersion	White dispersion	White dispersion	White dispersion	White dispersion	pale yellow dispersion	yellow dispersion
Identification – UV	Conforms to reference std. UV and RT	Pass	N/A	N/A	N/A	N/A	N/A	N/A	N/A	N/A	N/A
Assay Diazepam (%)	90.0 to 110.0%	100.7	101.2	98.9	101.6	102.6	103.6	103.1	100.5	98.9	100.1
Impurities (%) <sup>(1)</sup>											

Nordazepam	NMT 0.3%	ND	ND	ND	ND	ND	ND	ND	ND	ND	ND
Related Compound B	NMT 0.1%	ND	ND	ND	ND	0.002	ND	0.023	0.002	0.008	0.123
Related Compound A	NMT 0.01%	ND	0.005	0.01	0.017	0.017	0.012	0.039	0.019	0.029	0.081
Unknown	NMT 0.1%	0.008	0.008	0.008	0.008	0.008	0.008	0.008	0.008	0.007	0.008
Total	NMT 1.0%	0.0	0.0	0.0	0.0	0.0	0.0	0.1	0.0	0.0	0.2
Methylparaben (%)	80.0%-115.0%	93.4	101.1	93.8	99.7	101.5	101.6	101.2	103.5	97.2	102.1
Propylparaben (%)	80.0%-115.0%	95.6	100.2	94	98.4	100.1	101.3	99.2	97.1	91.9	95.9
Microbial Limits	Meets USP {61}	Pass	N/A	N/A	N/A	N/A	N/A	N/A	pass	not tested	not tested
Fill weight (g)	report results	1.276	1.28	1.259	1.272	1.279	1.279	1.276	1.280	1.262	1.260
Fill volume (ml)	report results	1.186	1.19	1.171	1.183	1.19	1.19	1.187	1.190	1.173	1.172
Spray delivered (µl)	report results	112.4	137.4	134.3	119.9	138.9	139.3	134.3	149.4	not tested	138.0
Average Spray Content (%)	report results	82.8	99.3	97.3	86.7	98.6	102.3	96.2	98.2	not tested	98.7
Viscosity (Pa*s)	report results	0.021	0.017	0.017	0.019	0.016	0.016	0.018	0.014	0.013	0.015

(1) LOQ is approximately 0.006%, LOD is approximately 0.002%. Results below LOQ are reported in this table for trending purposes.

**Table 5-8: Solution 00 25°C/60% RH spray content uniformity results**

Sample	Weight Collected, g	Weight Actuated, g	Diazepam Recovered, mg	% Diazepam Recovered
1	0.13061	0.13259	9.59355	97.89
2	0.13217	0.13451	9.78206	99.82
3	0.12365	0.13332	8.85797	90.39
4	0.12761	0.13072	9.39720	95.89
5	0.14702	0.15216	8.91438	90.96
6	0.13414	0.13702	9.22442	94.13
7	0.12959	0.13384	9.84590	100.47

8	0.12367	0.14603	8.88093	90.62
9	0.13367	0.13425	9.92610	101.29
Average	0.13135	0.13716	9.380	95.72
St. Dev.	0.0070	0.0071	0.4309	4.3970
% RSD	5.35	5.20	4.59	4.59

Table 5-9: Solution 00 40°C/75% RH spray content uniformity results

<b>Sample</b>	<b>Weight Collected, g</b>	<b>Weight Actuated, g</b>	<b>Diazepam Recovered, mg</b>	<b>% Diazepam Recovered</b>
1	0.14139	0.15111	10.57237	107.88
2	0.14731	0.15146	11.62831	118.66
3	0.14489	0.14684	10.94206	111.65
4	0.14237	0.14873	11.94883	121.93
5	0.12188	0.13415	9.78103	99.81
6	0.12756	0.13047	9.78347	99.83
7	0.13549	0.13841	10.45221	106.66
8	0.12323	0.12543	9.41177	96.04
9	0.14299	0.14517	11.35701	115.89
Average	0.13635	0.14131	10.653	108.70
St. Dev.	0.0097	0.0095	0.8884	9.0649
% RSD	7.14	6.76	8.34	8.34

Table 5-10: Solution 02 25°C/60% RH spray content uniformity results

<b>Sample</b>	<b>Weight Collected, g</b>	<b>Weight Actuated, g</b>	<b>Diazepam Recovered, mg</b>	<b>% Diazepam Recovered</b>
---------------	----------------------------	---------------------------	-------------------------------	-----------------------------

1	0.12280	0.12611	8.88043	90.62
2	0.13318	0.13549	9.55581	97.51
3	0.13260	0.13452	9.71837	99.17
4	0.12064	0.12305	9.48123	96.75
5	0.13215	0.13582	9.34463	95.35
6	0.13559	0.13790	9.48722	96.81
7	0.13158	0.13371	9.43613	96.29
8	0.13357	0.13495	9.79164	99.91
9	0.12165	0.12443	8.84732	90.28
Average	0.12931	0.13178	9.394	95.85
St. Dev.	0.0058	0.0056	0.3303	3.3701
% RSD	4.52	4.25	3.52	3.52

Table 5-11: Solution 02 40°C/75% RH spray content uniformity results

<b>Sample</b>	<b>Weight Collected, g</b>	<b>Weight Actuated, g</b>	<b>Diazepam Recovered, mg</b>	<b>% Diazepam Recovered</b>
1	0.12336	0.12563	9.02005	92.04
2	0.05723	0.05792	9.43076	96.23
3	0.13554	0.13908	9.93829	101.41
4	0.13619	0.13679	9.87755	100.79
5	0.13227	0.13414	9.64403	98.41
6	0.13331	0.13515	9.80808	100.08
7	0.13455	0.13844	9.31952	95.10
8	0.13314	0.13736	9.28106	94.70
9	0.13249	0.13387	9.32935	95.20
Average	0.12423	0.12649	9.517	97.11
St. Dev.	0.0254	0.0260	0.3148	3.2119
% RSD	20.45	20.57	3.31	3.31

Table 5-12: Suspension 01 25°C/60% RH spray content uniformity results

<b>Sample</b>	<b>Weight Collected, g</b>	<b>Weight Actuated, g</b>	<b>Diazepam Recovered, mg</b>	<b>% Diazepam Recovered</b>
1	0.12873	0.12999	12.85366	91.81
2	0.14011	0.14247	13.68122	97.72
3	0.14515	0.14757	14.09449	100.67
4	0.13205	0.13347	14.18775	101.34
5	0.14554	0.14743	14.48202	103.44
6	0.14473	0.14682	14.39897	102.85
7	0.13229	0.13411	14.87853	106.28
8	0.14357	0.14581	14.82712	105.91
9	0.14741	0.14940	14.86732	106.20
Average	0.13995	0.14190	14.252	101.80
St. Dev.	0.0070	0.0074	0.6602	4.7154
% RSD	5.03	5.18	4.63	4.63

Table 5-13: Suspension 01 40°C/75% RH spray content uniformity results

<b>Sample</b>	<b>Weight Collected, g</b>	<b>Weight Actuated, g</b>	<b>Diazepam Recovered, mg</b>	<b>% Diazepam Recovered</b>
1	0.14411	0.14869	13.04770	93.20
2	0.14066	0.14151	13.23277	94.52
3	0.13012	0.13485	13.78126	98.44
4	0.14667	0.14879	13.36970	95.50
5	0.14294	0.14338	12.54309	89.59
6	0.13797	0.14253	13.25396	94.67
7	0.13374	0.13594	13.41984	95.86
8	0.12388	0.12559	14.34944	102.50
9	0.13790	0.14011	13.88564	99.18
Average	0.13755	0.14015	13.431	95.94
St. Dev.	0.0073	0.0073	0.5223	3.7310



% RSD	5.28	5.19	3.89	3.89
-------	------	------	------	------

Table 5-14: Suspension 03 25°C/60% RH spray content uniformity results

Sample	Weight Collected, g	Weight Actuated, g	Diazepam Recovered, mg	% Disazepam Recovered
1	0.13604	0.13897	25.93418	92.62
2	0.14608	0.14792	26.21721	93.63
3	0.15294	0.15425	30.05570	107.34
4	0.14728	0.14910	25.78804	92.10
5	0.15352	0.15493	26.60721	95.03
6	0.15242	0.15401	29.51030	105.39
7	0.15118	0.15254	28.43104	101.54
8	0.15322	0.15556	28.03664	100.13
9	0.15197	0.15393	26.82906	95.82
Average	0.14941	0.15125	27.490	98.18
St. Dev.	0.0057	0.0053	1.5812	5.6472
% RSD	3.79	3.50	5.75	5.75

Table 5-15: Suspension 03 40°C/75% RH spray content uniformity results

Sample	Weight Collected, g	Weight Actuated, g	Diazepam Recovered, mg	% Disazepam Recovered
1	0.13574	0.13797	28.14588	100.52
2	0.13639	0.13803	27.04437	96.59
3	0.14082	0.14195	26.78985	95.68
4	0.12962	0.13249	29.07192	103.83
5	0.12518	0.12683	27.39785	97.85
6	0.14423	0.14541	28.50133	101.79
7	0.13922	0.14096	27.34617	97.66
8	0.14146	0.14313	27.17415	97.05
9	0.14902	0.15344	27.20939	97.18

Average	0.13796	0.14002	27.631	98.68
St. Dev.	0.0073	0.0076	0.7642	2.7294
% RSD	5.28	5.43	2.77	2.77

### Example 6

[0221] All of the solutions and suspensions described in Examples 3 and 4 are formulated as described in Examples 3 and 4, with the addition of a suitable amount of an alkyl glycoside, as described herein, such as dodecyl maltoside, tetradecyl maltoside, sucrose dodecanoate, sucrose monostearate, sucrose distearate, and/or combinations of two or more thereof, or marketed as Intravail<sup>®</sup> by Aegis Therapeutics, San Diego, CA. The solutions and suspensions with added alkyl glycoside may then be put up on stability as described in Example 5, *mutatis mutandis*.

### Example 7

[0222] The solutions and suspensions of Examples 3, 4 and 6 are evaluated for pharmacokinetics in a suitable animal model, such as in mice, rats, rabbits or dogs. First each animal (e.g. rabbit) is administered an amount of a benzodiazepine drug intravenously. The amount of intravenously dosed benzodiazepine drug is selected to be less, e.g. roughly half, of what is considered an effective dose administered nasally. For example, the intravenous dose of diazepam administered to rabbits is about 0.05 to about 0.2 mg/kg, e.g. about 0.1 mg/kg. Blood is collected immediately before administration and at specific time points post-administration. Plasma blood levels of the drug are assayed for each of the blood samples. After at least a one day washout period, each animal is administered, intranasally, an amount of a solution or suspension as described in Examples 3, 4 and 6. Blood is collected immediately before administration and at substantially the same specific time points as the IV dose post-administration. Pharmacokinetic curves (blood plasma concentration of drug versus time) are constructed for the intravenous route of administration and for each of the solutions and suspensions administered by the intranasal administration route.

[0223] Toxicity is assessed by known means. In particular, histological samples are collected from the nasal mucosal tissues of the test animals. Other toxicological methods are optionally employed as well.

### Example 8

[0224] The solutions and suspensions of Examples 3, 4 and 6 are evaluated for their ability to deliver drug across the blood brain barrier in a suitable animal model, such as in mice, rats, rabbits or dogs. Each animal is administered, intranasally, an amount of a solution or suspension as described in

Examples 3, 4 and 6, with the solution or suspension optionally containing an imaging agent, such as a dye, that may be used as a proxy for determining the ability of the drug to cross the blood brain barrier. The drug or imaging agent is detected at selected time points after administration of the suspension or solution to determine how well the drug or imaging agent crosses the blood brain barrier. These results may be compared with analogous result obtained with an intravenous solution containing the drug or imaging agent.

#### **Example 9**

[0225] The above-described solutions and/or suspensions can be evaluated for pharmacokinetics in humans. Normal, healthy human test subjects are administered an amount of the drug intravenously. The amount chosen for intravenous administration may be any amount, but is conveniently a dose that is considered effective in treating seizure in humans. For example, an IV dose of diazepam administered to humans may be in the range of 1 to 15 mg, e.g. about 7.5 mg. Blood is collected immediately before administration and at selected time points after administration. Plasma blood levels of the drug are assayed for each of the blood samples. After at least a one day washout period, each subject is administered, intranasally, an amount of a solution or suspension as described herein. Blood is collected immediately before administration and at substantially the same time points after administration as the intravenous time points. Pharmacokinetic curves (blood plasma concentration of drug versus time) are constructed for the intravenous and intranasal administration routes.

#### **Example 10**

[0226] The above-described solutions and/or suspensions can be evaluated for efficacy in a suitable animal model. Briefly, for each dose of suspension or solution to be tested, a test animal is stimulated with a seizure inducing stimulus. The stimulus may be light, sound, chemical or other stimulus effective to induce seizure in the model animal. Once the animal has begun to seize, a solution or suspension as described herein is administered intranasally to the animal. The efficacy of the dose of the solution and/or suspension is evaluated based upon the animal's response to the test dose. This procedure is repeated through sufficient iterations, and at sufficient numbers of doses, to identify a dose that is considered effective to treat seizure by intranasal administration of the drug.

#### **Example 11**

[0227] A pharmaceutical composition comprising diazepam was prepared as a composition formulated as a solution to be delivered via a nasal delivery device. The solution was prepared according to the procedure outlined in the flow diagram of Figure 4. The ingredients used in the 100 mg/mL diazepam solution are set forth in Table 11-1, below:

Table 11-1

<u>Ingredient</u>	<u>Concentration (% (w/v))</u>
Diazepam	10.00 % (w/v)
α-tocopherol*	56.47 % (w/v)
Ethanol (dehydrated)	q.s. (~18.07) % (w/v)
Intravail A3**	0.25 % (w/v)
Benzyl alcohol	10.50 % (w/v)

\*Vitamin E, \*\*Dodecyl maltoside

[0228] A batch of solution of Table 11-1 was prepared and subjected to stability testing at 25°C/60% R.H. for 12 months. The following table provides stability determinations for this batch at initial, 3 month, 6 month and 12 month time points.

<b>Test Parameter</b>	<b>Initial % Label Claim (100 mg/mL)</b>	<b>1 Month</b>	<b>3 Month</b>	<b>6 Month</b>
<b>Appearance</b>	Pale amber to amber solution	Amber solution	Amber solution	Amber solution
<b>Diazepam % Label Claim</b>	103.3	99.5	99.2	99.1

[0229] A batch of solution of Table 11-1 was prepared and subjected to stability testing at 30°C/65% R.H. (accelerated conditions) for 12 months. The following table provides stability determinations for this batch at initial, 1 month and 12 month time points.

<b>Test Parameter</b>	<b>Initial % Label Claim (100 mg/mL)</b>	<b>1 Month</b>	<b>6 Month</b>
<b>Appearance</b>	Pale amber to amber solution	Amber solution	Amber solution
<b>Diazepam % Label Claim</b>	103.3	97.8	99.7

[0230] A batch of solution of Table 11-1 was prepared and subjected to stability testing at 40°C/75% R.H. (accelerated conditions) for 12 months. The following table provides stability determinations for this batch at initial, 3 month, 6 month and 12 month time points.

Test Parameter	Initial % Label Claim (100 mg/mL)	1 Month	3 Month	6 Month
Appearance	Pale amber to amber solution	Amber solution	Amber solution	Amber solution
Diazepam % Label Claim	103.3	97.9	100.0	99.4

[0231] The suspension formulation is set forth in Table 11-2, below

Component	Function	Concentration (mg/mL)
Diazepam	Active	100.0
Methyl Paraben	Preservative	2.0
Propyl Paraben	Preservative	0.5
Intravail A3	Absorption aid	2.5
Vitamin E TPGS	Dispersant	10.0
Propylene Glycol	Dispersant	100.0
Povidone	Suspending agent	5.0
Water	Carrier	q.s. to 1.0 mL

[0232] A batch of suspension of Table 11-2 was prepared and subjected to stability testing at 25°C/60% R.H. for 3 months. The following table provides stability determinations for this batch at initial and 3 month time points.

Test Parameter	Initial % Label Claim (100 mg/mL)	3 Month
Appearance	Opaque white liquid	Opaque white liquid
Diazepam % Label Claim	104.4	102.1

[0233] A batch of suspension of Table 11-2 was prepared and subjected to stability testing at 30°C/65% R.H. (accelerated conditions) for 1 month. The following table provides stability determinations for this batch at initial and 1 month time points.

Test Parameter	Initial % Label Claim (100 mg/mL)	1 Month
Appearance	Opaque white liquid	Opaque white liquid

<b>Diazepam % Label Claim</b>	104.4	102.9
-------------------------------	-------	-------

[0234] A batch of suspension of Table 11-2 was prepared and subjected to stability testing at 40°C/75% R.H. (accelerated conditions) for 3 months. The following table provides stability determinations for this batch at initial, 1 month and 3 month time points.

<b>Test Parameter</b>	<b>Initial % Label Claim (100 mg/mL)</b>	<b>1 Month</b>	<b>3 Month</b>
<b>Appearance</b>	Opaque white liquid	Opaque white liquid	White liquid
<b>Diazepam % Label Claim</b>	104.4	102.7	108.7

[0235] A three-period, three-treatment, six-sequence, randomized cross-over study was conducted in healthy volunteers. For each dose, each volunteer was domiciled for at least 12 hours prior to each dose and until after a 24 hour pharmacokinetic sample was collected. Single doses of 100 µL of the pharmaceutical compositions described in Tables 11-1 and 11-2 were administered to each volunteer as one spray to the left nostril of 100 µL per spray. Pharmacokinetic samples were collected at 22 time points over 10 days. (PK time points: 2.5, 5, 10, 15, 20, 30 and 45 minutes, 1, 1.5, 2, 4, 12, 24, 36, 48, 72, 96, 144, 192 and 240 hours after each dose.) No serious adverse events were noted. PK data were compared with those obtained with 5 mg of diazepam administered intravenously. The PK data are summarized in Table 11-3 and Figures 1-3.

[0236] The solution of Table 11-1 and the suspension of Table 11-2 were found to be well-tolerated with only mild adverse events reported. The solution of Table 11-1 was further found to have similar bioavailability to intravenous administration of diazepam (96% of i.v.) The intranasal formulation of Table 11-1 exhibited a Tmax of 1.5 hours, a Cmax of approximately 272 ng/mL. These results are comparable to those reported in the literature for commercially available diazepam gel (Diastat®).

[0237] Solutions similar to those set forth in Table 11-1 can be prepared consisting of: diazepam (5-15 % (w/v)), dodecyl maltoside (0.01-1 % (w/v)), vitamin E (45-65 % (w/v)), ethanol (10-25 % (w/v)) and benzyl alcohol (5-15 % (w/v)); diazepam (9-11 % (w/v)), dodecyl maltoside (0.1-0.5 % (w/v)), vitamin E (50-60 % (w/v)), ethanol (15-22.5 % (w/v)) and benzyl alcohol (7.5-12.5 % (w/v)); or diazepam (10 % (w/v)), dodecyl maltoside (0.15-0.3 % (w/v)), vitamin E (50-60 % (w/v)), ethanol (17-20 % (w/v)) and benzyl alcohol (10-12 % (w/v)).

[0238] Solutions similar to those set forth in Table 11-1 achieve bioavailability that is from about 80-125% of that achieved with the same benzodiazepine administered intravenously, e.g. bioavailability that is from about 90-110% of that achieved with the same benzodiazepine administered intravenously or about 92.5 to 107.5% that obtained with the same benzodiazepine administered intravenously. Such

solutions may be used in methods of treating a patient with a disorder which may be treatable with a benzodiazepine drug, such as seizure, epileptic seizure and/or breakthrough seizure. In some embodiments, solutions described herein may be used to treat a disorder such as is treated with Diastat<sup>®</sup> diazepam gel.

[0239] A summary of pharmacokinetic data obtained for the solution and a suspension form of diazepam is shown below in Table 11-3:

**Table 11-3**

Parameter <sup>a</sup>	Diazepam Nasal Spray (10 mg/100µL)				Diazepam Injection	
	NRL-1.A Suspension		NRL-1.B Solution		5 mg/mL IV	
	n	Mean (SD) <sup>b</sup>	n	Mean (SD) <sup>b</sup>	n	Mean (SD) <sup>b</sup>
$C_{max}$ (ng/mL)	24	221 (78.6)	24	272 (100)	24	555 (316)
$T_{max}$ (h) <sup>b</sup>	24	1.00 (0.6, 2.0)	24	1.50 (0.8, 4.0)	24	0.03 (0.03, 0.50)
$AUC_{0-t}$ (h×ng/mL)	24	5229 (1463)	24	7340 (1882)	24	3832 (1150)
$AUC_{0-∞}$ (h×ng/mL)	20	5381 (1409)	20	7338 (2072)	24	4104 (1318)
$\lambda_z$ (h <sup>-1</sup> )	20	0.0142 (0.0053)	20	0.0155 (0.0046)	24	0.0142 (0.0055)
$t_{1/2}$ (h)	20	56.2 (23.0)	20	49.2 (16.9)	24	56.2 (21.0)

a: Mean values are presented as arithmetic means.

b: Median (min, max) reported for  $T_{max}$ .

[0240] The data collected in the study are further illustrated in Figures 1-3. Figure 1 is a linear scale plot of the arithmetic mean of the plasma concentration of diazepam after intranasal (IN) administration of 10 mg of diazepam as the suspension of Table 11-2 and after IN administration of 10 mg of diazepam as a solution of Table 11-1 compared to intravenous (IV) administration of 5 mg of diazepam. Figure 2 is a semi-logarithmic scale plot of the same data shown in Figure 1. Figure 3 shows the first 24 hours of data from Figure 1 on a linear scale.

[0241] While preferred embodiments of the present invention have been shown and described herein, it will be obvious to those skilled in the art that such embodiments are provided by way of example only. Numerous variations, changes, and substitutions will now occur to those skilled in the art without departing from the invention. It should be understood that various alternatives to the embodiments of the invention described herein may be employed in practicing the invention. It is intended that the following claims define the scope of the invention and that methods and structures within the scope of these claims and their equivalents be covered thereby.

## CLAIMS

### WHAT IS CLAIMED IS:

1. A pharmaceutical solution for nasal administration consisting of:
  - (a) a benzodiazepine drug;
  - (b) one or more natural or synthetic tocopherols or tocotrienols, or any combinations thereof, in an amount from about 30% to about 95% (w/w);
  - (c) one or more alcohols or glycols, or any combinations thereof, in an amount from about 10% to about 70% (w/w); and
  - (d) an alkyl glycoside,in a pharmaceutically-acceptable formulation for administration to one or more nasal mucosal membranes of a patient.
2. The pharmaceutical solution of claim 1, wherein the benzodiazepine drug is dissolved in the one or more natural or synthetic tocopherols or tocotrienols, or any combinations thereof, in an amount from about 30% to about 95% (w/w); and the one or more alcohols or glycols, or any combinations thereof, in an amount from about 10% to about 70% (w/w).
3. The pharmaceutical solution of claim 2, wherein the benzodiazepine drug is selected from the group consisting of: alprazolam, brotizolam, chlordiazepoxide, clobazam, clonazepam, clorazepam, demoxazepam, diazepam, flumazenil, flurazepam, halazepam, midazolam, nordazepam, medazepam, nitrazepam, oxazepam, lorazepam, prazepam, quazepam, triazolam, temazepam, loprazolam, any pharmaceutically-acceptable salts thereof, and any combinations thereof.
4. The pharmaceutical solution of claim 3, wherein the benzodiazepine drug is diazepam, or a pharmaceutically-acceptable salt thereof.
5. The pharmaceutical solution of claim 1, containing about 1 to about 20 % (w/v) of benzodiazepine.
6. The pharmaceutical solution of claim 5, containing about 1 to about 20 % (w/v) of diazepam.
7. The pharmaceutical solution of claim 1, wherein the one or more natural or synthetic tocopherols or tocotrienols are selected from the group consisting of:  $\alpha$ -tocopherol,  $\beta$ -tocopherol,  $\gamma$ -



tocopherol,  $\delta$ -tocopherol,  $\alpha$ -tocotrienol,  $\beta$ -tocotrienol,  $\gamma$ -tocotrienol,  $\delta$ -tocotrienol, tocophersolan, any isomers thereof, any esters thereof, any analogs or derivatives thereof, and any combinations thereof.

8. The pharmaceutical solution of claim 1, wherein the one or more alcohols are selected from the group consisting of: ethanol, propyl alcohol, butyl alcohol, pentanol, benzyl alcohol, any isomers thereof, or any combinations thereof.

9. The pharmaceutical solution of claim 1, containing two or more alcohols.

10. The pharmaceutical solution of claim 1, containing ethanol (1-25 % (w/v)) and benzyl alcohol (1-25 % (w/v)).

11. The pharmaceutical solution of claim 1, containing ethanol (10-22.5 % (w/v)) and benzyl alcohol (7.5-12.5 % (w/v)).

12. The pharmaceutical solution of claim 11, wherein the benzodiazepine is present in the pharmaceutical solution in a concentration from about 20 mg/mL to about 200 mg/mL.

13. The pharmaceutical solution of claim 1, wherein the one or more natural or synthetic tocopherols or tocotrienols, or any combinations thereof, is in an amount from about 45% to about 85% (w/w).

14. The pharmaceutical solution of claim 13, wherein the one or more natural or synthetic tocopherols or tocotrienols, or any combinations thereof, is in an amount from about 50% to about 75% (w/w).

15. The pharmaceutical solution of claim 1, wherein the one or more alcohols or glycols, or any combinations thereof, is in an amount from about 15% to about 55% (w/w).

16. The pharmaceutical solution of claim 15, wherein the one or more alcohols or glycols, or any combinations thereof, is in an amount from about 25% to about 40% (w/w).

17. The solution of claim 1, consisting of diazepam (5-15 % (w/v)), alkyl glycoside (0.01-1 % (w/v)), vitamin E (45-65 % (w/v)), ethanol (10-25 % (w/v)) and benzyl alcohol (5-15 % (w/v)).

18. The solution of claim 1, wherein the pharmaceutically-acceptable formulation comprises at least about 0.01% (w/w) of an alkyl glycoside.

19. The solution of claim 18, wherein the pharmaceutically-acceptable formulation about 0.01% to 1% (w/w) of an alkyl glycoside, such as dodecyl maltoside.

20. The solution of claim 1, consisting essentially of diazepam, vitamin E, ethanol, benzyl alcohol and dodecyl maltoside.

21. The solution of claim 20, consisting of diazepam, vitamin E, ethanol, benzyl alcohol and dodecyl maltoside.

22. The solution of claim 21, consisting of about 56.47% (w/v) vitamin E, about 10.5 % (w/v) benzyl alcohol, about 10 % (w/v) diazepam, about 0.25 % (w/v) dodecyl maltoside, q.s. dehydrated ethanol.

23. A method of treating a patient with a disorder which may be treatable with a benzodiazepine drug, comprising: administering to one or more nasal mucosal membranes of a patient a pharmaceutical solution for nasal administration consisting of a benzodiazepine drug, one or more natural or synthetic tocopherols or tocotrienols, or any combinations thereof, in an amount from about 30% to about 95% (w/w); one or more alcohols or glycols, or any combinations thereof, in an amount from about 10% to about 70% (w/w); and an alkyl glycoside.

24. The method of claim 23, wherein the benzodiazepine drug is dissolved in the one or more natural or synthetic tocopherols or tocotrienols, or any combinations thereof, in an amount from about 30% to about 95% (w/w); and the one or more alcohols or glycols, or any combinations thereof, in an amount from about 10% to about 70% (w/w).

25. The method of claim 24, wherein the natural or synthetic tocopherols or tocotrienols is Vitamin E.

26. The method of claim 23, wherein the benzodiazepine drug is selected from the group consisting of: alprazolam, brotizolam, chlordiazepoxide, clobazam, clonazepam, clorazepam, demoxazepam, diazepam, flumazenil, flurazepam, halazepam, midazolam, nordazepam, medazepam, nitrazepam, oxazepam, lorazepam, prazepam, quazepam, triazolam, temazepam, loprozepam, or any pharmaceutically-acceptable salts thereof, and any combinations thereof.

27. The method of claim 26, wherein the benzodiazepine drug is diazepam, or a pharmaceutically-acceptable salt thereof.

28. The method of claim 23, wherein the solution contains about 1 to about 20 % (w/v) of benzodiazepine.

29. The method of claim 28, wherein the solution contains about 1 to about 20 % (w/v) of diazepam.

30. The method of claim 23, wherein the one or more natural or synthetic tocopherols or tocotrienols are selected from the group consisting of:  $\alpha$ -tocopherol,  $\beta$ -tocopherol,  $\gamma$ -tocopherol,  $\delta$ -tocopherol,  $\alpha$ -tocotrienol,  $\beta$ -tocotrienol,  $\gamma$ -tocotrienol,  $\delta$ -tocotrienol, tocophersolan, any isomers thereof, any esters thereof, any analogs or derivatives thereof, and any combinations thereof.

31. The method of claim 23, wherein the one or more alcohols are selected from the group consisting of: ethanol, propyl alcohol, butyl alcohol, pentanol, benzyl alcohol, any isomers thereof, and any combinations thereof.

32. The method of claim 23, wherein the solution contains two or more alcohols.

33. The method of claim 23, wherein the solution contains ethanol (1-25 % (w/v)) and benzyl alcohol (1-25 % (w/v)).

34. The method of claim 33, wherein the benzodiazepine drug is present in the pharmaceutical solution in a concentration of from about 10 mg/mL to about 250 mg/mL.

35. The method of claim 34, wherein the benzodiazepine drug is present in the pharmaceutical solution in a concentration of from about 20 mg/mL to about 50 mg/mL.

36. The method of claim 23, wherein the pharmaceutical solution comprises one or more natural or synthetic tocopherols or tocotrienols, or any combinations thereof, in an amount from about 45% to about 85% (w/w).

37. The method claim 36, wherein the pharmaceutical solution comprises one or more natural or synthetic tocopherols or tocotrienols, or any combinations thereof, in an amount from about 60% to about 75% (w/w).

38. The method of claim 23, wherein the pharmaceutical solution comprises one or more alcohols or glycols, or any combinations thereof, in an amount from about 15% to about 55% (w/w).

39. The method of claim 38, wherein the pharmaceutical solution comprises one or more alcohols or glycols, or any combinations thereof, in an amount from about 25% to about 40% (w/w).

40. The method of claim 23, wherein the solution contains ethanol (10-22.5 % (w/v)) and benzyl alcohol (7.5-12.5 % (w/v)).

41. The method of claim 23, wherein the solution is in a pharmaceutically-acceptable spray formulation.

42. The method of claim 41, wherein the benzodiazepine is administered in a therapeutically effective amount from about 1 mg to about 20 mg.

43. The method of claim 42, wherein said pharmaceutical solution is in a pharmaceutically-acceptable spray formulation having volume from about 10  $\mu$ L to about 200  $\mu$ L.

44. The method of claim 43, wherein the administration of the pharmaceutical solution comprises spraying at least a portion of the therapeutically effective amount of the benzodiazepine into at least one nostril.

45. The method of claim 43, wherein the administration of the pharmaceutical solution comprises spraying at least a portion of the therapeutically effective amount of the benzodiazepine into each nostril.

46. The method of claim 45, wherein the administration of the pharmaceutical solution comprises spraying a first quantity of the pharmaceutical solution into the first nostril, spraying a second quantity of the pharmaceutical solution into a second nostril, and optionally after a pre-selected time delay, spraying a third quantity of the pharmaceutical solution into the first nostril.

47. The method of claim 46, further comprising, optionally after a pre-selected time delay, administering at least a fourth quantity of the pharmaceutical solution to the second nostril.

48. The method of claim 46, wherein nasal administration of the pharmaceutical solution begins at any time before or after onset of symptoms of a disorder which may be treatable with the pharmaceutical solution.

49. The method of claim 23, wherein the solution contains at least about 0.01% (w/w) of an alkyl glycoside.

50. The method of claim 24, wherein the solution contains about 0.01% to 1% (w/w) of an alkyl glycoside.

51. The method of claim 50, wherein the solution contains about 0.01% to 1% (w/w) of dodecyl maltoside.

52. The method of claim 23, wherein the solution consists essentially of diazepam, vitamin E, ethanol, benzyl alcohol and dodecyl maltoside.

53. The method of claim 23, wherein the solution consists of diazepam, vitamin E, ethanol, benzyl alcohol and dodecyl maltoside.

54. The method of claim 23, wherein the solution consists of about 56.47% (w/v) vitamin E, about 10.5 % (w/v) benzyl alcohol, about 10 % (w/v) diazepam, about 0.25 % (w/v) dodecyl maltoside, q.s. dehydrated ethanol.

55. The method of one of claims 23-54, wherein the solution consists of diazepam, alkyl glycoside, vitamin E, ethanol, and benzyl alcohol.

56. The method of one of claims 23-54, wherein the solution consists of diazepam (5-15 % (w/v)), dodecyl maltoside (0.01-1 % (w/v)), vitamin E (45-65 % (w/v)), ethanol (10-25 % (w/v)) and benzyl alcohol (5-15 % (w/v)).

57. The solution of claim 17, consisting of diazepam (5-15 % (w/v)), dodecyl maltoside (0.01-1 % (w/v)), vitamin E (45-65 % (w/v)), ethanol (10-25 % (w/v)) and benzyl alcohol (5-15 % (w/v)).

58. The solution of claim 17, consisting of diazepam (9-11 % (w/v)), dodecyl maltoside (0.1-0.5 % (w/v)), vitamin E (50-60 % (w/v)), ethanol (15-22.5 % (w/v)) and benzyl alcohol (7.5-12.5 % (w/v)).

59. The solution of claim 17, consisting of diazepam (10 % (w/v)), dodecyl maltoside (0.15-0.3 % (w/v)), vitamin E (50-60 % (w/v)), ethanol (17-20 % (w/v)) and benzyl alcohol (10-12 % (w/v)).

60. The method of claim 23, wherein the solution consists of diazepam (5-15 % (w/v)), dodecyl maltoside (0.01-1 % (w/v)), vitamin E (45-65 % (w/v)), ethanol (10-25 % (w/v)) and benzyl alcohol (5-15 % (w/v)).

61. The method of claim 23, wherein the solution consists of diazepam (9-11 % (w/v)), dodecyl maltoside (0.1-0.5 % (w/v)), vitamin E (50-60 % (w/v)), ethanol (15-22.5 % (w/v)) and benzyl alcohol (7.5-12.5 % (w/v)).

62. The method of claim 23, wherein the solution consists of diazepam (10 % (w/v)), dodecyl maltoside (0.15-0.3 % (w/v)), vitamin E (50-60 % (w/v)), ethanol (17-20 % (w/v)) and benzyl alcohol (10-12 % (w/v)).

63. The method of one of claims 23-56 or 60-62, wherein said treatment achieves bioavailability that is from about 80-125% of that achieved with the same benzodiazepine administered intravenously.

64. The method of claim 63, wherein said treatment achieves bioavailability that is from about 90-110% of that achieved with the same benzodiazepine administered intravenously.

65. The method of claim 64, wherein said treatment achieves bioavailability that is from about 92.5 to 107.5% that obtained with the same benzodiazepine administered intravenously.

## **ADMINISTRATION OF BENZODIAZEPINE COMPOSITIONS**

### **ABSTRACT**

The invention relates to pharmaceutical compositions comprising one or more benzodiazepine drugs for nasal administration, methods for producing and for using such compositions.

Figure 1

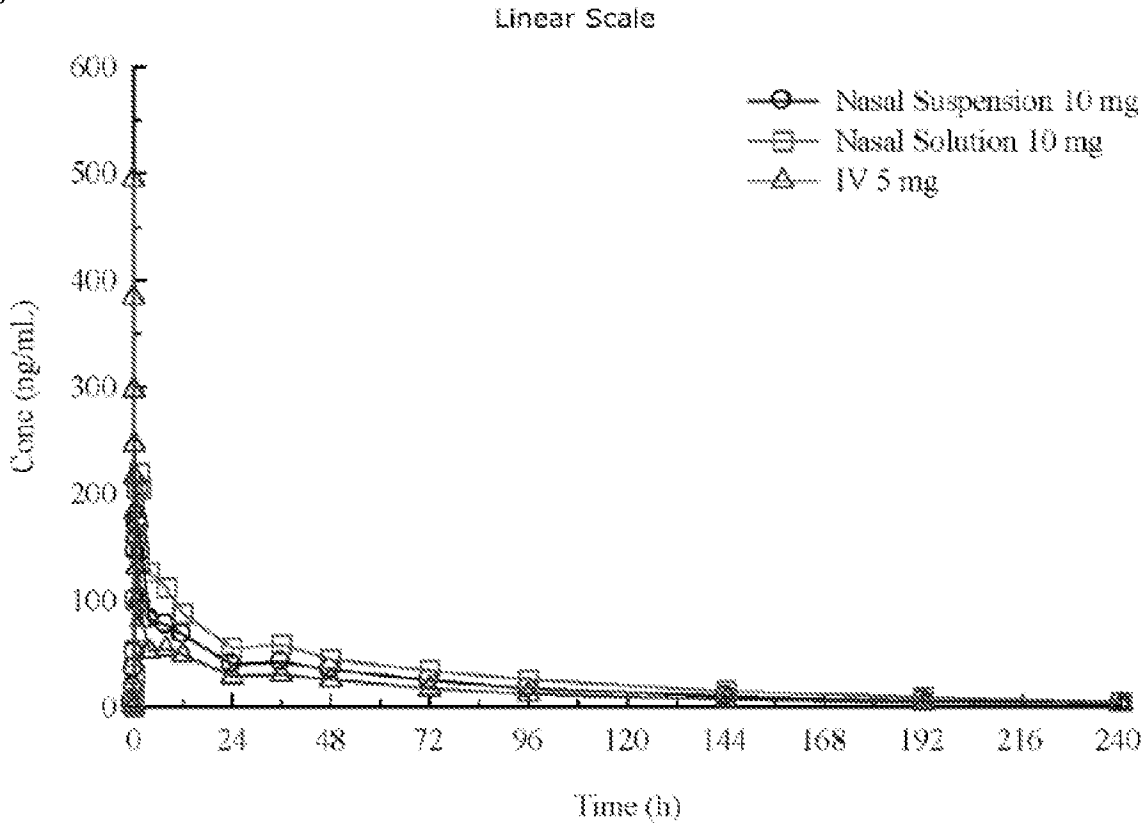




Figure 2

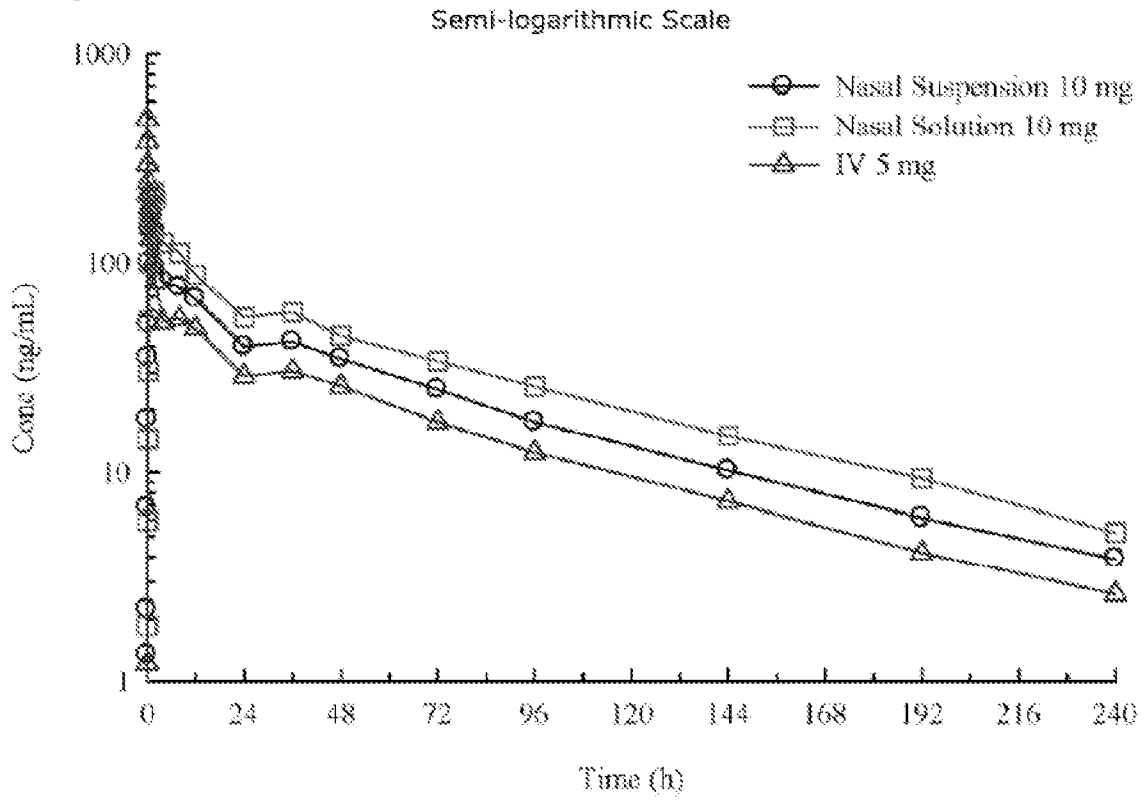
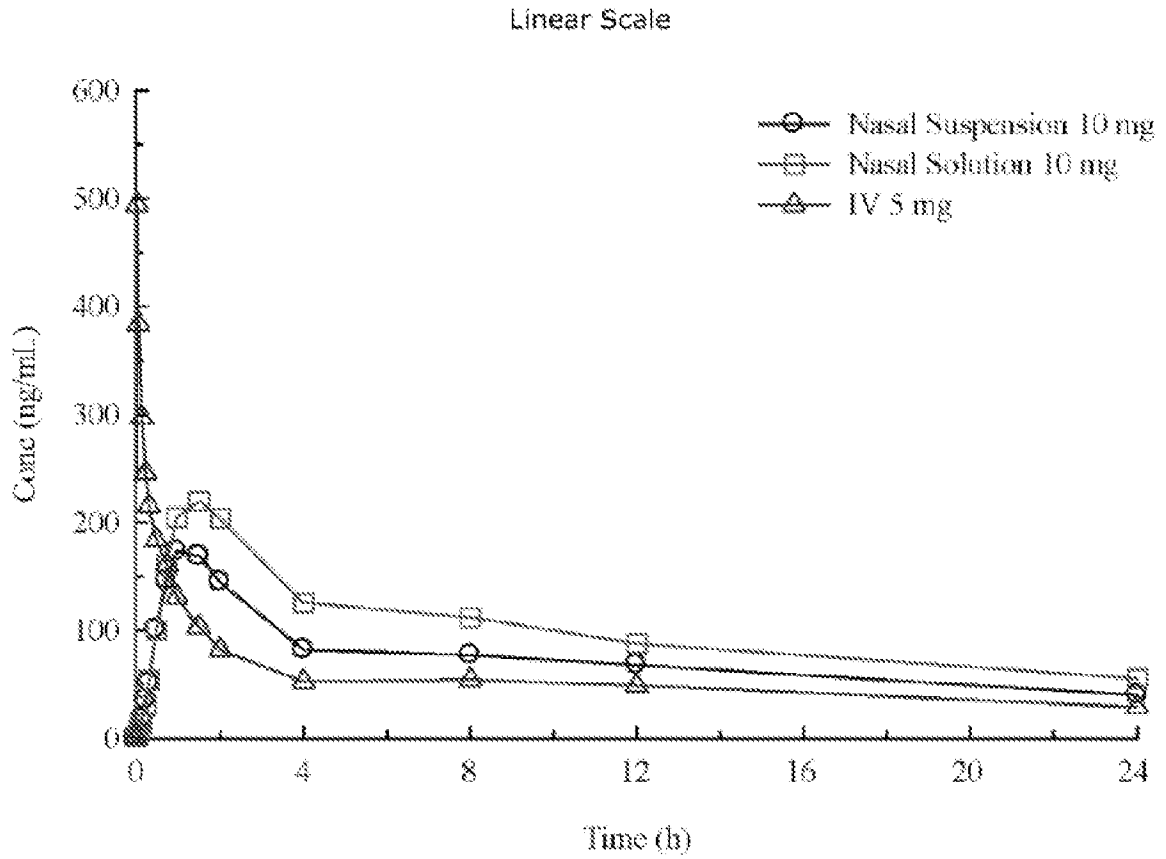
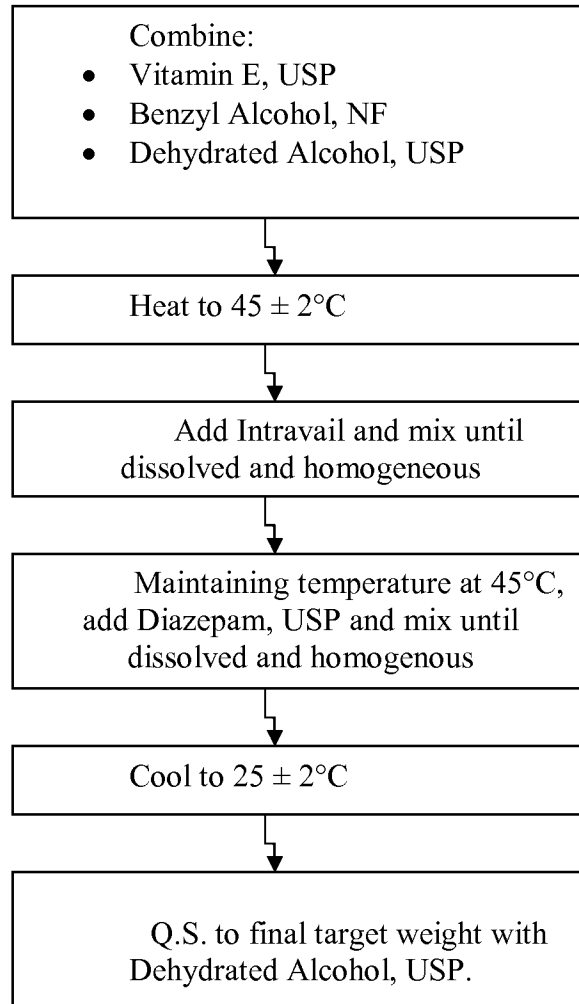


Figure 3

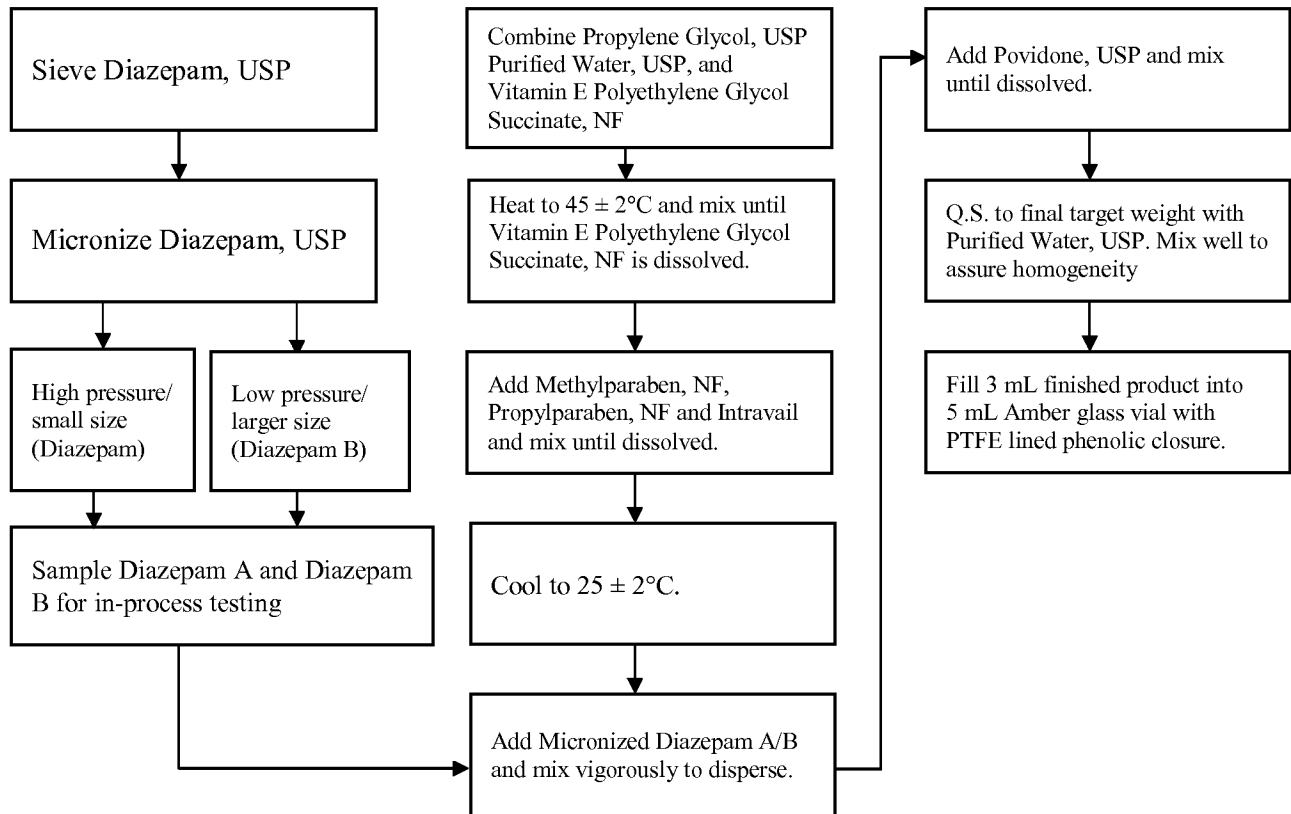


**Figure 4: Flow Diagram for the Manufacture of Diazepam Solution**



**Figure 5: Flow Diagram for Preparation of Diazepam Suspension**

**Flow Diagram for the Manufacture of NRL-1A**



## Electronic Acknowledgement Receipt

<b>EFS ID:</b>	13008577
<b>Application Number:</b>	13495942
<b>International Application Number:</b>	
<b>Confirmation Number:</b>	7399
<b>Title of Invention:</b>	ADMINISTRATION OF BENZODIAZEPINE COMPOSITIONS
<b>First Named Inventor/Applicant Name:</b>	Steve Cartt
<b>Customer Number:</b>	21971
<b>Filer:</b>	Matthew Virgil Grumbling/Linda Anders
<b>Filer Authorized By:</b>	Matthew Virgil Grumbling
<b>Attorney Docket Number:</b>	
<b>Receipt Date:</b>	13-JUN-2012
<b>Filing Date:</b>	
<b>Time Stamp:</b>	18:42:26
<b>Application Type:</b>	Utility under 35 USC 111(a)

### Payment information:

Submitted with Payment	no
------------------------	----

### File Listing:

Document Number	Document Description	File Name	File Size(Bytes)/ Message Digest	Multi Part /.zip	Pages (if appl.)
1	Transmittal of New Application	35401-716-501-transmittal.pdf	79957 <small>0083c711f978db14792367c87649e10d8ea16ce1</small>	no	1

### Warnings:

### Information:

2		35401-716-501-specification.pdf	730442 20031028e2b6295016c26b618fff36d6c0f88658	yes	86
<b>Multipart Description/PDF files in .zip description</b>					
<b>Document Description</b>		<b>Start</b>		<b>End</b>	
Specification		1		78	
Claims		79		85	
Abstract		86		86	
<b>Warnings:</b>					
<b>Information:</b>					
3	Drawings-only black and white line drawings	35401-716-501-figures.pdf	294443 0a7b86a5d8ba27c13ae71c0109ec0249a4abccaf4	no	5
<b>Warnings:</b>					
<b>Information:</b>					
<b>Total Files Size (in bytes):</b>			1104842		
<p><b>This Acknowledgement Receipt evidences receipt on the noted date by the USPTO of the indicated documents, characterized by the applicant, and including page counts, where applicable. It serves as evidence of receipt similar to a Post Card, as described in MPEP 503.</b></p> <p><b><u>New Applications Under 35 U.S.C. 111</u></b>  <b>If a new application is being filed and the application includes the necessary components for a filing date (see 37 CFR 1.53(b)-(d) and MPEP 506), a Filing Receipt (37 CFR 1.54) will be issued in due course and the date shown on this Acknowledgement Receipt will establish the filing date of the application.</b></p> <p><b><u>National Stage of an International Application under 35 U.S.C. 371</u></b>  <b>If a timely submission to enter the national stage of an international application is compliant with the conditions of 35 U.S.C. 371 and other applicable requirements a Form PCT/DO/EO/903 indicating acceptance of the application as a national stage submission under 35 U.S.C. 371 will be issued in addition to the Filing Receipt, in due course.</b></p> <p><b><u>New International Application Filed with the USPTO as a Receiving Office</u></b>  <b>If a new international application is being filed and the international application includes the necessary components for an international filing date (see PCT Article 11 and MPEP 1810), a Notification of the International Application Number and of the International Filing Date (Form PCT/RO/105) will be issued in due course, subject to prescriptions concerning national security, and the date shown on this Acknowledgement Receipt will establish the international filing date of the application.</b></p>					



UNITED STATES PATENT AND TRADEMARK OFFICE

UNITED STATES DEPARTMENT OF COMMERCE
United States Patent and Trademark Office
Address: COMMISSIONER FOR PATENTS
P.O. Box 1450
Alexandria, Virginia 22313-1450
www.uspto.gov

Table with 4 columns: APPLICATION NUMBER (13/495,942), FILING OR 371(C) DATE (06/13/2012), FIRST NAMED APPLICANT (Steve Cartt), ATTY. DOCKET NO./TITLE (35401-716.501)

CONFIRMATION NO. 7399

FORMALITIES LETTER



21971
WILSON, SONSINI, GOODRICH & ROSATI
650 PAGE MILL ROAD
PALO ALTO, CA 94304-1050

Date Mailed: 06/25/2012

NOTICE TO FILE MISSING PARTS OF NONPROVISIONAL APPLICATION

FILED UNDER 37 CFR 1.53(b)

Filing Date Granted

Items Required To Avoid Abandonment:

An application number and filing date have been accorded to this application. The item(s) indicated below, however, are missing. Applicant is given TWO MONTHS from the date of this Notice within which to file all required items below to avoid abandonment.

- The statutory basic filing fee is missing. Applicant must submit \$95 to complete the basic filing fee for a small entity.
The oath or declaration is missing. A properly signed oath or declaration in compliance with 37 CFR 1.63, identifying the application by the above Application Number and Filing Date, is required.
Note: If a petition under 37 CFR 1.47 is being filed, an oath or declaration in compliance with 37 CFR 1.63 signed by all available joint inventors, or if no inventor is available by a party with sufficient proprietary interest, is required.

The applicant needs to satisfy supplemental fees problems indicated below.

The required item(s) identified below must be timely submitted to avoid abandonment:

- Additional claim fees of \$3435 as a small entity, including any required multiple dependent claim fee, are required. Applicant must submit the additional claim fees or cancel the additional claims for which fees are due.
A surcharge (for late submission of filing fee, search fee, examination fee or oath or declaration) as set forth in 37 CFR 1.16(f) of \$65 for a small entity in compliance with 37 CFR 1.27, must be submitted.

SUMMARY OF FEES DUE:

Total fee(s) required within TWO MONTHS from the date of this Notice is \$4030 for a small entity

- \$95 Statutory basic filing fee.
\$65 Surcharge.
The application search fee has not been paid. Applicant must submit \$310 to complete the search fee.
The application examination fee has not been paid. Applicant must submit \$125 to complete the examination fee for a small entity in compliance with 37 CFR 1.27.

- Total additional claim fee(s) for this application is **\$3435**
  - **\$3210** for **107** total claims over 20.
  - **\$225** for multiple dependent claim surcharge.

Replies should be mailed to:

Mail Stop Missing Parts  
Commissioner for Patents  
P.O. Box 1450  
Alexandria VA 22313-1450

Registered users of EFS-Web may alternatively submit their reply to this notice via EFS-Web.  
<https://portal.uspto.gov/authenticate/AuthenticateUserLocalEPF.html>

For more information about EFS-Web please call the USPTO Electronic Business Center at **1-866-217-9197** or visit our website at <http://www.uspto.gov/ebc>.

If you are not using EFS-Web to submit your reply, you must include a copy of this notice.

/bnguyen/

---

Office of Data Management, Application Assistance Unit (571) 272-4000, or (571) 272-4200, or 1-888-786-0101



**PATENT APPLICATION FEE DETERMINATION RECORD**

Substitute for Form PTO-875

Application or Docket Number  
13/495,942

**APPLICATION AS FILED - PART I**

(Column 1) (Column 2)

FOR	NUMBER FILED	NUMBER EXTRA
BASIC FEE (37 CFR 1.16(a), (b), or (c))	N/A	N/A
SEARCH FEE (37 CFR 1.16(k), (l), or (m))	N/A	N/A
EXAMINATION FEE (37 CFR 1.16(o), (p), or (q))	N/A	N/A
TOTAL CLAIMS (37 CFR 1.16(j))	127 minus 20 = *	107
INDEPENDENT CLAIMS (37 CFR 1.16(h))	2 minus 3 = *	
APPLICATION SIZE FEE (37 CFR 1.16(s))	If the specification and drawings exceed 100 sheets of paper, the application size fee due is \$310 (\$155 for small entity) for each additional 50 sheets or fraction thereof. See 35 U.S.C. 41(a)(1)(G) and 37 CFR 1.16(s).	
MULTIPLE DEPENDENT CLAIM PRESENT (37 CFR 1.16(j))		

\* If the difference in column 1 is less than zero, enter "0" in column 2.

**SMALL ENTITY**

RATE(\$)	FEE(\$)
N/A	95
N/A	310
N/A	125
x 30 =	3210
x 125 =	0.00
	0.00
	225
TOTAL	3965

**OR OTHER THAN SMALL ENTITY**

RATE(\$)	FEE(\$)
N/A	
N/A	
N/A	
TOTAL	

**APPLICATION AS AMENDED - PART II**

(Column 1) (Column 2) (Column 3)

AMENDMENT A		CLAIMS REMAINING AFTER AMENDMENT		HIGHEST NUMBER PREVIOUSLY PAID FOR	PRESENT EXTRA
	Total (37 CFR 1.16(i))	*	Minus	**	=
	Independent (37 CFR 1.16(h))	*	Minus	***	=
	Application Size Fee (37 CFR 1.16(s))				
FIRST PRESENTATION OF MULTIPLE DEPENDENT CLAIM (37 CFR 1.16(j))					

**SMALL ENTITY**

RATE(\$)	ADDITIONAL FEE(\$)
x =	
x =	
TOTAL ADD'L FEE	

**OR OTHER THAN SMALL ENTITY**

RATE(\$)	ADDITIONAL FEE(\$)
x =	
x =	
TOTAL ADD'L FEE	

(Column 1) (Column 2) (Column 3)

AMENDMENT B		CLAIMS REMAINING AFTER AMENDMENT		HIGHEST NUMBER PREVIOUSLY PAID FOR	PRESENT EXTRA
	Total (37 CFR 1.16(i))	*	Minus	**	=
	Independent (37 CFR 1.16(h))	*	Minus	***	=
	Application Size Fee (37 CFR 1.16(s))				
FIRST PRESENTATION OF MULTIPLE DEPENDENT CLAIM (37 CFR 1.16(j))					

**SMALL ENTITY**

RATE(\$)	ADDITIONAL FEE(\$)
x =	
x =	
TOTAL ADD'L FEE	

**OR OTHER THAN SMALL ENTITY**

RATE(\$)	ADDITIONAL FEE(\$)
x =	
x =	
TOTAL ADD'L FEE	

\* If the entry in column 1 is less than the entry in column 2, write "0" in column 3.

\*\* If the "Highest Number Previously Paid For" IN THIS SPACE is less than 20, enter "20".

\*\*\* If the "Highest Number Previously Paid For" IN THIS SPACE is less than 3, enter "3".

The "Highest Number Previously Paid For" (Total or Independent) is the highest found in the appropriate box in column 1.



UNITED STATES PATENT AND TRADEMARK OFFICE

UNITED STATES DEPARTMENT OF COMMERCE
United States Patent and Trademark Office
Address: COMMISSIONER FOR PATENTS
P.O. Box 1450
Alexandria, Virginia 22313-1450
www.uspto.gov

Table with 7 columns: APPLICATION NUMBER, FILING or 371(c) DATE, GRP ART UNIT, FIL FEE REC'D, ATTY. DOCKET NO, TOT CLAIMS, IND CLAIMS. Row 1: 13/495,942, 06/13/2012, 1629, 0.00, 35401-716.501, 65, 2

CONFIRMATION NO. 7399

21971
WILSON, SONSINI, GOODRICH & ROSATI
650 PAGE MILL ROAD
PALO ALTO, CA 94304-1050

FILING RECEIPT



Date Mailed: 06/25/2012

Receipt is acknowledged of this non-provisional patent application. The application will be taken up for examination in due course. Applicant will be notified as to the results of the examination. Any correspondence concerning the application must include the following identification information: the U.S. APPLICATION NUMBER, FILING DATE, NAME OF APPLICANT, and TITLE OF INVENTION. Fees transmitted by check or draft are subject to collection. Please verify the accuracy of the data presented on this receipt. If an error is noted on this Filing Receipt, please submit a written request for a Filing Receipt Correction. Please provide a copy of this Filing Receipt with the changes noted thereon. If you received a "Notice to File Missing Parts" for this application, please submit any corrections to this Filing Receipt with your reply to the Notice. When the USPTO processes the reply to the Notice, the USPTO will generate another Filing Receipt incorporating the requested corrections

Applicant(s)

Steve Cartt, Residence Not Provided;

Assignment For Published Patent Application

Hale BioPharma Ventures, LLC

Power of Attorney: None

Domestic Priority data as claimed by applicant

This application is a CIP of 12/413,439 03/27/2009
and claims benefit of 61/497,017 06/14/2011
and claims benefit of 61/570,110 12/13/2011

Foreign Applications (You may be eligible to benefit from the Patent Prosecution Highway program at the USPTO. Please see http://www.uspto.gov for more information.)

If Required, Foreign Filing License Granted: 06/21/2012

The country code and number of your priority application, to be used for filing abroad under the Paris Convention, is US 13/495,942

Projected Publication Date: To Be Determined - pending completion of Missing Parts

Non-Publication Request: No

Early Publication Request: No

\*\* SMALL ENTITY \*\*

**Title**

ADMINISTRATION OF BENZODIAZEPINE COMPOSITIONS

**Preliminary Class**

514

**PROTECTING YOUR INVENTION OUTSIDE THE UNITED STATES**

Since the rights granted by a U.S. patent extend only throughout the territory of the United States and have no effect in a foreign country, an inventor who wishes patent protection in another country must apply for a patent in a specific country or in regional patent offices. Applicants may wish to consider the filing of an international application under the Patent Cooperation Treaty (PCT). An international (PCT) application generally has the same effect as a regular national patent application in each PCT-member country. The PCT process **simplifies** the filing of patent applications on the same invention in member countries, but **does not result** in a grant of "an international patent" and does not eliminate the need of applicants to file additional documents and fees in countries where patent protection is desired.

Almost every country has its own patent law, and a person desiring a patent in a particular country must make an application for patent in that country in accordance with its particular laws. Since the laws of many countries differ in various respects from the patent law of the United States, applicants are advised to seek guidance from specific foreign countries to ensure that patent rights are not lost prematurely.

Applicants also are advised that in the case of inventions made in the United States, the Director of the USPTO must issue a license before applicants can apply for a patent in a foreign country. The filing of a U.S. patent application serves as a request for a foreign filing license. The application's filing receipt contains further information and guidance as to the status of applicant's license for foreign filing.

Applicants may wish to consult the USPTO booklet, "General Information Concerning Patents" (specifically, the section entitled "Treaties and Foreign Patents") for more information on timeframes and deadlines for filing foreign patent applications. The guide is available either by contacting the USPTO Contact Center at 800-786-9199, or it can be viewed on the USPTO website at <http://www.uspto.gov/web/offices/pac/doc/general/index.html>.

For information on preventing theft of your intellectual property (patents, trademarks and copyrights), you may wish to consult the U.S. Government website, <http://www.stopfakes.gov>. Part of a Department of Commerce initiative, this website includes self-help "toolkits" giving innovators guidance on how to protect intellectual property in specific countries such as China, Korea and Mexico. For questions regarding patent enforcement issues, applicants may call the U.S. Government hotline at 1-866-999-HALT (1-866-999-4158).

**LICENSE FOR FOREIGN FILING UNDER**

**Title 35, United States Code, Section 184**

**Title 37, Code of Federal Regulations, 5.11 & 5.15**

**GRANTED**

The applicant has been granted a license under 35 U.S.C. 184, if the phrase "IF REQUIRED, FOREIGN FILING LICENSE GRANTED" followed by a date appears on this form. Such licenses are issued in all applications where the conditions for issuance of a license have been met, regardless of whether or not a license may be required as

set forth in 37 CFR 5.15. The scope and limitations of this license are set forth in 37 CFR 5.15(a) unless an earlier license has been issued under 37 CFR 5.15(b). The license is subject to revocation upon written notification. The date indicated is the effective date of the license, unless an earlier license of similar scope has been granted under 37 CFR 5.13 or 5.14.

This license is to be retained by the licensee and may be used at any time on or after the effective date thereof unless it is revoked. This license is automatically transferred to any related applications(s) filed under 37 CFR 1.53(d). This license is not retroactive.

The grant of a license does not in any way lessen the responsibility of a licensee for the security of the subject matter as imposed by any Government contract or the provisions of existing laws relating to espionage and the national security or the export of technical data. Licensees should apprise themselves of current regulations especially with respect to certain countries, of other agencies, particularly the Office of Defense Trade Controls, Department of State (with respect to Arms, Munitions and Implements of War (22 CFR 121-128)); the Bureau of Industry and Security, Department of Commerce (15 CFR parts 730-774); the Office of Foreign Assets Control, Department of Treasury (31 CFR Parts 500+) and the Department of Energy.

#### **NOT GRANTED**

No license under 35 U.S.C. 184 has been granted at this time, if the phrase "IF REQUIRED, FOREIGN FILING LICENSE GRANTED" DOES NOT appear on this form. Applicant may still petition for a license under 37 CFR 5.12, if a license is desired before the expiration of 6 months from the filing date of the application. If 6 months has lapsed from the filing date of this application and the licensee has not received any indication of a secrecy order under 35 U.S.C. 181, the licensee may foreign file the application pursuant to 37 CFR 5.15(b).

---

### ***SelectUSA***

The United States represents the largest, most dynamic marketplace in the world and is an unparalleled location for business investment, innovation and commercialization of new technologies. The USA offers tremendous resources and advantages for those who invest and manufacture goods here. Through SelectUSA, our nation works to encourage, facilitate, and accelerate business investment. To learn more about why the USA is the best country in the world to develop technology, manufacture products, and grow your business, visit [SelectUSA.gov](http://SelectUSA.gov).

**MULTIPLE DEPENDENT CLAIM  
FEE CALCULATION SHEET**

Substitute for Form PTO-1360  
(For use with Form PTO/SB/06)

Application Number

**13495942**


Filing Date

Applicant(s) **Steve Cartt**

\* May be used for additional claims or amendments

CLAIMS	AS FILED		AFTER FIRST AMENDMENT		AFTER SECOND AMENDMENT		*	*		*	
	Indep	Depend	Indep	Depend	Indep	Depend		Indep	Depend	Indep	Depend
1	1										
2		1									
3		1									
4		1									
5		1									
6		1									
7		1									
8		1									
9		1									
10		1									
11		1									
12		1									
13		1									
14		1									
15		1									
16		1									
17		1									
18		1									
19		1									
20		1									
21		1									
22		1									
23	1										
24		1									
25		1									
26		1									
27		1									
28		1									
29		1									
30		1									
31		1									
32		1									
33		1									
34		1									
35		1									
36		1									
37		1									
38		1									
39		1									
40		1									
41		1									
42		1									
43		1									
44		1									
45		1									
46		1									
47		1									
48		1									
49		1									
50		1									
Total Indep	2		0		0						
Total Depend	125	↙	0	↙	0	↙					
Total Claims	127		0		0						
51		1									
52		1									
53		1									
54		1									
55		32									
56		32									
57		1									
58		1									
59		1									
60		1									
61		1									
62		1									
63		(1)									
64		(1)									
65		(1)									
66											
67											
68											
69											
70											
71											
72											
73											
74											
75											
76											
77											
78											
79											
80											
81											
82											
83											
84											
85											
86											
87											
88											
89											
90											
91											
92											
93											
94											
95											
96											
97											
98											
99											
100											

IN THE UNITED STATES PATENT AND TRADEMARK OFFICE

In re the Application of:	Group Art Unit: 1629
Inventors: Steve Cartt, et al.	Confirmation No.: 7399
Serial No.: 13/495,942	Examiner: To be assigned
Filing Date: June 13, 2012	Customer No.: 21971
Title: <b>Administration of Benzodiazepine Compositions</b>	
	<u>Certificate of Electronic Filing</u>
	I hereby certify that the attached <b>Preliminary Amendment</b> and all marked attachments are being deposited by Electronic Filing on November 26, 2012 by using the EFS – Web patent filing system and addressed to: Commissioner for Patents, P.O. Box 1450, Alexandria, VA 22313-1450.
	By:  Linda Anders

Mail Stop Amendment  
Commissioner for Patents  
P.O. Box 1450  
Alexandria, VA 22313-1450

**PRELIMINARY AMENDMENT**

Dear Madam:

This paper responds to the Notification of Missing Requirements mailed June 25, 2012, setting an initial deadline of August 25, 2012. Accordingly, Applicants petition for a three-month extension of time, and submit the appropriate fee. Applicants respectfully request entry of the proposed amendments prior to examination and allowance of the pending claims.

**Amendments to the Claims** begin on page 2.

**Remarks** begin on page 8.

**AMENDMENTS TO THE CLAIMS**

This listing of claims will replace all prior versions, and listings of claims in this application.

1. (Previously Presented) A Pharmaceutical solution for nasal administration consisting of:
  - (a) a benzodiazepine drug;
  - (b) one or more natural or synthetic tocopherols or tocotrienols, or any combinations thereof, in an amount from about 30% to about 95% (w/w);
  - (c) one or more alcohols or glycols, or any combinations thereof, in an amount from about 10% to about 70% (w/w); and
  - (d) an alkyl glycoside,

in a pharmaceutically-acceptable formulation for administration to one or more nasal mucosal membranes of a patient.

2. (Previously Presented) The pharmaceutical solution of claim 1, wherein the benzodiazepine drug is dissolved in the one or more natural or synthetic tocopherols or tocotrienols, or any combinations thereof, in an amount from about 30% to about 95% (w/w); and the one or more alcohols or glycols, or any combinations thereof, in an amount from about 10% to about 70% (w/w).

3. (Previously Presented) The pharmaceutical solution of claim 2, wherein the benzodiazepine drug is selected from the group consisting of: alprazolam, brotizolam, chlordiazepoxide, clobazam, clonazepam, clorazepam, demoxazepam, diazepam, flumazenil, flurazepam, halazepam, midazolam, nordazepam, medazepam, nitrazepam, oxazepam, lorazepam, prazepam, quazepam, triazolam, temazepam, loprazolam, any pharmaceutically-acceptable salts thereof, and any combinations thereof.

4. (Previously Presented) The pharmaceutical solution of claim 3, wherein the benzodiazepine drug is diazepam, or a pharmaceutically-acceptable salt thereof.

5. (Previously Presented) The pharmaceutical solution of claim 1, containing about 1 to about 20 % (w/v) of benzodiazepine.

6. (Previously Presented) The pharmaceutical solution of claim 5, containing about 1 to about 20 % (w/v) of diazepam.

7. (Previously Presented) The pharmaceutical solution of claim 1, wherein the one or more natural or synthetic tocopherols or tocotrienols are selected from the group consisting of:  $\alpha$ -tocopherol,  $\beta$ -tocopherol,  $\gamma$ -tocopherol,  $\delta$ -tocopherol,  $\alpha$ -tocotrienol,  $\beta$ -tocotrienol,  $\gamma$ -tocotrienol,  $\delta$ -tocotrienol, tocopherols, any isomers thereof, any esters thereof, any analogs or derivatives thereof, and any combinations thereof.

8. (Previously Presented) The pharmaceutical solution of claim 1, wherein the one or more alcohols are selected from the group consisting of: ethanol, propyl alcohol, butyl alcohol, pentanol, benzyl alcohol, any isomers thereof, or any combinations thereof.

9. (Previously Presented) The pharmaceutical solution of claim 1, containing two or more alcohols.

10. (Previously Presented) The pharmaceutical solution of claim 1, containing ethanol (1-25 % (w/v)) and benzyl alcohol (1-25 % (w/v)).

11. (Previously Presented) The pharmaceutical solution of claim 1, containing ethanol (10-22.5 % (w/v)) and benzyl alcohol (7.5-12.5 % (w/v)).

12. (Previously Presented) The pharmaceutical solution of claim 11, wherein the benzodiazepine is present in the pharmaceutical solution in a concentration from about 20 mg/mL to about 200 mg/mL.

13. (Previously Presented) The pharmaceutical solution of claim 1, wherein the one or more natural or synthetic tocopherols or tocotrienols, or any combinations thereof, is in an amount from about 45% to about 85% (w/w).

14. (Previously Presented) The pharmaceutical solution of claim 13, wherein the one or more natural or synthetic tocopherols or tocotrienols, or any combinations thereof, is in an amount from about 50% to about 75% (w/w).



15. (Previously Presented) The pharmaceutical solution of claim 1, wherein the one or more alcohols or glycols, or any combinations thereof, is in an amount from about 15% to about 55% (w/w).

16. (Previously Presented) The pharmaceutical solution of claim 15, wherein the one or more alcohols or glycols, or any combinations thereof, is in an amount from about 25% to about 40% (w/w).

17. (Previously Presented) The solution of claim 1, consisting of diazepam (5-15 % (w/v)), alkyl glycoside (0.01-1 % (w/v)), vitamin E (45-65 % (w/v)), ethanol (10-25 % (w/v)) and benzyl alcohol (5-15 % (w/v)).

18. (Previously Presented) The solution of claim 1, wherein the pharmaceutically-acceptable formulation comprises at least about 0.01% (w/w) of an alkyl glycoside.

19. (Previously Presented) The solution of claim 18, wherein the pharmaceutically-acceptable formulation about 0.01% to 1% (w/w) of an alkyl glycoside, such as dodecyl maltoside.

20. (Previously Presented) The solution of claim 1, consisting essentially of diazepam, vitamin E, ethanol, benzyl alcohol and dodecyl maltoside.

21. (Previously Presented) The solution of claim 20, consisting of diazepam, vitamin E, ethanol, benzyl alcohol and dodecyl maltoside.

22. (Previously Presented) The solution of claim 21, consisting of about 56.47% (w/v) vitamin E, about 10.5 % (w/v) benzyl alcohol, about 10 % (w/v) diazepam, about 0.25 % (w/v) dodecyl maltoside, q.s. dehydrated ethanol.

23. (Previously Presented) A method of treating a patient with a disorder which may be treatable with a benzodiazepine drug, comprising: administering to one or more nasal mucosal membranes of a patient a pharmaceutical solution for nasal administration consisting of a benzodiazepine drug, one or more natural or synthetic tocopherols or tocotrienols, or any combinations thereof, in an amount from about 30% to about 95% (w/w); one or more alcohols or

glycols, or any combinations thereof, in an amount from about 10% to about 70% (w/w); and an alkyl glycoside.

24. (Previously Presented) The method of claim 23, wherein the benzodiazepine drug is dissolved in the one or more natural or synthetic tocopherols or tocotrienols, or any combinations thereof, in an amount from about 30% to about 95% (w/w); and the one or more alcohols or glycols, or any combinations thereof, in an amount from about 10% to about 70% (w/w).

25. (Previously Presented) The method of claim 24, wherein the natural or synthetic tocopherols or tocotrienols is Vitamin E.

26. (Previously Presented) The method of claim 23, wherein the benzodiazepine drug is selected from the group consisting of: alprazolam, brotizolam, chlordiazepoxide, clobazam, clonazepam, clorazepam, demoxazepam, diazepam, flumazenil, flurazepam, halazepam, midazolam, nordazepam, medazepam, nitrazepam, oxazepam, lorazepam, prazepam, quazepam, triazolam, temazepam, loprazolam, or any pharmaceutically-acceptable salts thereof, and any combinations thereof.

27. (Previously Presented) The method of claim 26, wherein the benzodiazepine drug is diazepam, or a pharmaceutically-acceptable salt thereof.

28. (Previously Presented) The method of claim 23, wherein the solution contains about 1 to about 20 % (w/v) of benzodiazepine.

29. (Previously Presented) The method of claim 28, wherein the solution contains about 1 to about 20 % (w/v) of diazepam.

30. (Previously Presented) The method of claim 23, wherein the one or more natural or synthetic tocopherols or tocotrienols are selected from the group consisting of:  $\alpha$ -tocopherol,  $\beta$ -tocopherol,  $\gamma$ -tocopherol,  $\delta$ -tocopherol,  $\alpha$ -tocotrienol,  $\beta$ -tocotrienol,  $\gamma$ -tocotrienol,  $\delta$ -tocotrienol, tocophersolan, any isomers thereof, any esters thereof, any analogs or derivatives thereof, and any combinations thereof.

31. (Previously Presented) The method of claim 23, wherein the one or more alcohols are selected from the group consisting of: ethanol, propyl alcohol, butyl alcohol, pentanol, benzyl alcohol, any isomers thereof, and any combinations thereof.

32. (Previously Presented) The method of claim 23, wherein the solution contains two or more alcohols.

33. (Previously Presented) The method of claim 23, wherein the solution contains ethanol (1-25 % (w/v)) and benzyl alcohol (1-25 % (w/v)).

34. (Previously Presented) The method of claim 33, wherein the benzodiazepine drug is present in the pharmaceutical solution in a concentration of from about 10 mg/mL to about 250 mg/mL.

35. (Previously Presented) The method of claim 34, wherein the benzodiazepine drug is present in the pharmaceutical solution in a concentration of from about 20 mg/mL to about 50 mg/mL.

36. (Previously Presented) The method of claim 23, wherein the pharmaceutical solution comprises one or more natural or synthetic tocopherols or tocotrienols, or any combinations thereof, in an amount from about 45% to about 85% (w/w).

37. (Previously Presented) The method claim 36, wherein the pharmaceutical solution comprises one or more natural or synthetic tocopherols or tocotrienols, or any combinations thereof, in an amount from about 60% to about 75% (w/w).

38. (Previously Presented) The method of claim 23, wherein the pharmaceutical solution comprises one or more alcohols or glycols, or any combinations thereof, in an amount from about 15% to about 55% (w/w).

39. (Previously Presented) The method of claim 38, wherein the pharmaceutical solution comprises one or more alcohols or glycols, or any combinations thereof, in an amount from about 25% to about 40% (w/w).

40. (Previously Presented) The method of claim 23, wherein the solution contains ethanol (10-22.5 % (w/v)) and benzyl alcohol (7.5-12.5 % (w/v)).

41. (Previously Presented) The method of claim 23, wherein the solution is in a pharmaceutically-acceptable spray formulation.

42. (Previously Presented) The method of claim 41, wherein the benzodiazepine is administered in a therapeutically effective amount from about 1 mg to about 20 mg.

43. (Previously Presented) The method of claim 42, wherein said pharmaceutical solution is in a pharmaceutically-acceptable spray formulation having volume from about 10  $\mu$ L to about 200  $\mu$ L.

44. (Previously Presented) The method of claim 43, wherein the administration of the pharmaceutical solution comprises spraying at least a portion of the therapeutically effective amount of the benzodiazepine into at least one nostril.

45. (Previously Presented) The method of claim 43, wherein the administration of the pharmaceutical solution comprises spraying at least a portion of the therapeutically effective amount of the benzodiazepine into each nostril.

46. (Previously Presented) The method of claim 45, wherein the administration of the pharmaceutical solution comprises spraying a first quantity of the pharmaceutical solution into the first nostril, spraying a second quantity of the pharmaceutical solution into a second nostril, and optionally after a pre-selected time delay, spraying a third quantity of the pharmaceutical solution into the first nostril.

47. (Previously Presented) The method of claim 46, further comprising, optionally after a pre-selected time delay, administering at least a fourth quantity of the pharmaceutical solution to the second nostril.

48. (Previously Presented) The method of claim 46, wherein nasal administration of the pharmaceutical solution begins at any time before or after onset of symptoms of a disorder which may be treatable with the pharmaceutical solution.

49. (Previously Presented) The method of claim 23, wherein the solution contains at least about 0.01% (w/w) of an alkyl glycoside.

50. (Previously Presented) The method of claim 24, wherein the solution contains about 0.01% to 1% (w/w) of an alkyl glycoside.

51. (Previously Presented) The method of claim 50, wherein the solution contains about 0.01% to 1% (w/w) of dodecyl maltoside.

52. (Previously Presented) The method of claim 23, wherein the solution consists essentially of diazepam, vitamin E, ethanol, benzyl alcohol and dodecyl maltoside.

53. (Previously Presented) The method of claim 23, wherein the solution consists of diazepam, vitamin E, ethanol, benzyl alcohol and dodecyl maltoside.

54. (Previously Presented) The method of claim 23, wherein the solution consists of about 56.47% (w/v) vitamin E, about 10.5 % (w/v) benzyl alcohol, about 10 % (w/v) diazepam, about 0.25 % (w/v) dodecyl maltoside, q.s. dehydrated ethanol.

55. (Currently Amended) The method of ~~one of claims 23-54~~ claim 23, wherein the solution consists of diazepam, alkyl glycoside, vitamin E, ethanol, and benzyl alcohol.

56. (Currently Amended) The method of ~~one of claims 23-54~~ claim 23, wherein the solution consists of diazepam (5-15 % (w/v)), dodecyl maltoside (0.01-1 % (w/v)), vitamin E (45-65 % (w/v)), ethanol (10-25 % (w/v)) and benzyl alcohol (5-15 % (w/v)).

57. (Previously Presented) The solution of claim 17, consisting of diazepam (5-15 % (w/v)), dodecyl maltoside (0.01-1 % (w/v)), vitamin E (45-65 % (w/v)), ethanol (10-25 % (w/v)) and benzyl alcohol (5-15 % (w/v)).

58. (Previously Presented) The solution of claim 17, consisting of diazepam (9-11 % (w/v)), dodecyl maltoside (0.1-0.5 % (w/v)), vitamin E (50-60 % (w/v)), ethanol (15-22.5 % (w/v)) and benzyl alcohol (7.5-12.5 % (w/v)).

59. (Previously Presented) The solution of claim 17, consisting of diazepam (10 % (w/v)), dodecyl maltoside (0.15-0.3 % (w/v)), vitamin E (50-60 % (w/v)), ethanol (17-20 % (w/v)) and benzyl alcohol (10-12 % (w/v)).

60. (Previously Presented) The method of claim 23, wherein the solution consists of diazepam (5-15 % (w/v)), dodecyl maltoside (0.01-1 % (w/v)), vitamin E (45-65 % (w/v)), ethanol (10-25 % (w/v)) and benzyl alcohol (5-15 % (w/v)).

61. (Previously Presented) The method of claim 23, wherein the solution consists of diazepam (9-11 % (w/v)), dodecyl maltoside (0.1-0.5 % (w/v)), vitamin E (50-60 % (w/v)), ethanol (15-22.5 % (w/v)) and benzyl alcohol (7.5-12.5 % (w/v)).

62. (Previously Presented) The method of claim 23, wherein the solution consists of diazepam (10 % (w/v)), dodecyl maltoside (0.15-0.3 % (w/v)), vitamin E (50-60 % (w/v)), ethanol (17-20 % (w/v)) and benzyl alcohol (10-12 % (w/v)).

63. (Currently Amended) The method of ~~one of claims 23-56 or 60-62~~ claim 23, wherein said treatment achieves bioavailability that is from about 80-125% of that achieved with the same benzodiazepine administered intravenously.

64. (Previously Presented) The method of claim 63, wherein said treatment achieves bioavailability that is from about 90-110% of that achieved with the same benzodiazepine administered intravenously.

65. (Previously Presented) The method of claim 64, wherein said treatment achieves bioavailability that is from about 92.5 to 107.5% that obtained with the same benzodiazepine administered intravenously.

**REMARKS**

The claims have been amended to remove multiple dependent claims prior to calculation of the filing fees. No new matter has been added by the foregoing amendment. Claims 1-65 are pending and presented for examination. Favorable action is respectfully requested.

**CONCLUSION**

This Preliminary Amendment is submitted prior to the examination of this application on the merits. Since the present amendment does not introduce new matter, its entry prior to examination of the present application is respectfully requested.

Should the Examiner have any questions, the Examiner is encouraged to telephone the undersigned attorney at (858) 350-2332. The Commissioner is hereby authorized to charge any additional fees that may be required, or credit any overpayment to Deposit Account No. 23-2415, referencing Attorney Docket No. 35401-716.501.

Respectfully submitted,

WILSON SONSINI GOODRICH & ROSATI  
Professional Corporation

Date: November 26, 2012

By:   
Matthew V. Grumbling  
Reg. No. 44,427

650 Page Mill Road  
Palo Alto, CA 94304  
Direct Dial: (858) 350-2332  
Customer No. 021971

Under the Paperwork Reduction Act of 1995, no persons are required to respond to a collection of information unless it contains a valid OMB control number.

<b>DECLARATION FOR UTILITY OR DESIGN PATENT APPLICATION (37 CFR 1.63)</b> <input type="checkbox"/> Declaration Submitted With Initial Filing <input checked="" type="checkbox"/> Declaration Submitted After Initial Filing (surcharge (37 CFR 1.16(f) required))	Attorney Docket Number	35401-716.501
	First Named Inventor	Steve Cartt
	<i>COMPLETE IF KNOWN</i>	
	Application Number	13/495,942
	Filing Date	June 13, 2012
	Art Unit	1629
Examiner Name	Not yet assigned	

I hereby declare that: (1) Each inventor's residence, mailing address, and citizenship are as stated below next to their name; and (2) I believe the inventor(s) named below to be the original and first inventor(s) of the subject matter which is claimed and for which a patent is sought on the invention entitled:

**ADMINISTRATION OF BENZODIAZEPINE COMPOSITIONS**

*(Title of the Invention)*

the application of which

is attached hereto

OR

was filed on (MM/DD/YYYY) **June 13, 2012** as United States Application Number or PCT International

Application Number **13/495,942** and was amended on (MM/DD/YYYY)  (if applicable).

I hereby state that I have reviewed and understand the contents of the above identified application, including the claims, as amended by any amendment specifically referred to above.

I acknowledge the duty to disclose information which is material to patentability as defined in 37 CFR 1.56, including for continuation-in-part applications, material information which became available between the filing date of the prior application and the national or PCT international filing date of the continuation-in-part application.

**Authorization To Permit Access To Application by Participating Offices**

If checked, the undersigned hereby grants the USPTO authority to provide the European Patent Office (EPO), the Japan Patent Office (JPO), the Korean Intellectual Property Office (KIPO), the World Intellectual Property Office (WIPO), and any other intellectual property offices in which a foreign application claiming priority to the above-identified patent application is filed access to the above-identified patent application. See 37 CFR 1.14(c) and (h). This box should not be checked if the applicant does not wish the EPO, JPO, KIPO, WIPO, or other intellectual property office in which a foreign application claiming priority to the above-identified patent application is filed to have access to the above-identified patent application.

In accordance with 37 CFR 1.14(h)(3), access will be provided to a copy of the above-identified patent application with respect to: 1) the above-identified patent application-as-filed; 2) any foreign application to which the above-identified patent application claims priority under 35 U.S.C. 119(a)-(d) if a copy of the foreign application that satisfies the certified copy requirement of 37 CFR 1.55 has been filed in the above-identified patent application; and 3) any U.S. application-as-filed from which benefit is sought in the above-identified patent application.

In accordance with 37 CFR 1.14(c), access may be provided to information concerning the date of filing the Authorization to Permit Access to Application by Participating Offices.

This collection of information is required by 35 U.S.C. 115 and 37 CFR 1.63. The information is required to obtain or retain a benefit by the public which is to file (and by the USPTO to process) an application. Confidentiality is governed by 35 U.S.C. 122 and 37 CFR 1.11 and 1.14. This collection is estimated to take 21 minutes to complete, including gathering, preparing, and submitting the completed application form to the USPTO. Time will vary depending upon the individual case. Any comments on the amount of time you require to complete this form and/or suggestions for reducing this burden, should be sent to the Chief Information Officer, U.S. Patent and Trademark Office, U.S. Department of Commerce, P.O. Box 1450, Alexandria, VA 22313-1450. DO NOT SEND FEES OR COMPLETED FORMS TO THIS ADDRESS. SEND TO: Commissioner for Patents, P.O. Box 1450, Alexandria, VA 22313-1450.

*If you need assistance in completing the form, call 1-800-PTO-9199 and select option 2.*



Under the Paperwork Reduction Act of 1995, no persons are required to respond to a collection of information unless it contains a valid OMB control number.

## DECLARATION — Utility or Design Patent Application

### Claim of Foreign Priority Benefits


I hereby claim foreign priority benefits under 35 U.S.C. 119(a)-(d) or (f), or 365(b) of any foreign application(s) for patent, inventor's or plant breeder's rights certificate(s), or 365(a) of any PCT international application which designated at least one country other than the United States of America, listed below and have also identified below, by checking the box, any foreign application for patent, inventor's or plant breeder's rights certificate(s), or any PCT international application having a filing date before that of the application on which priority is claimed.

Prior Foreign Application Number(s)	Country	Foreign Filing Date (MM/DD/YYYY)	Priority Not Claimed	Certified Copy Attached?	
				Yes	No
			<input type="checkbox"/>	<input type="checkbox"/>	<input type="checkbox"/>
			<input type="checkbox"/>	<input type="checkbox"/>	<input type="checkbox"/>
			<input type="checkbox"/>	<input type="checkbox"/>	<input type="checkbox"/>
			<input type="checkbox"/>	<input type="checkbox"/>	<input type="checkbox"/>

Additional foreign application number(s) are listed on a supplemental priority data sheet PTO/SB/02B attached hereto.

Under the Paperwork Reduction Act of 1995, no persons are required to respond to a collection of information unless it contains a valid OMB control number.

## DECLARATION — Utility or Design Patent Application

Direct all correspondence to:	<input checked="" type="checkbox"/> The address associated with Customer Number:	021971	OR	<input type="checkbox"/> Correspondence address below
Name				
Address				
City		State	Zip	
Country	Telephone		Email	
<b>WARNING:</b>				
<p>Petitioner/applicant is cautioned to avoid submitting personal information in documents filed in a patent application that may contribute to identity theft. Personal information such as social security numbers, bank account numbers, or credit card numbers (other than a check or credit card authorization form PTO-2038 submitted for payment purposes) is never required by the USPTO to support a petition or an application. If this type of personal information is included in documents submitted to the USPTO, petitioners/applicants should consider redacting such personal information from the documents before submitting them to the USPTO. Petitioner/applicant is advised that the record of a patent application is available to the public after publication of the application (unless a non-publication request in compliance with 37 CFR 1.213(a) is made in the application) or issuance of a patent. Furthermore, the record from an abandoned application may also be available to the public if the application is referenced in a published application or an issued patent (see 37 CFR 1.14). Checks and credit card authorization forms PTO-2038 submitted for payment purposes are not retained in the application file and therefore are not publicly available. Petitioner/applicant is advised that documents which form the record of a patent application (such as the PTO/SB/01) are placed into the Privacy Act system of records DEPARTMENT OF COMMERCE, COMMERCE-PAT-7, System name: <i>Patent Application Files</i>. Documents not retained in an application file (such as the PTO-2038) are placed into the Privacy Act system of COMMERCE/PAT-TM-10, System name: <i>Deposit Accounts and Electronic Funds Transfer Profiles</i>.</p> <p>I hereby declare that all statements made herein of my own knowledge are true and that all statements made on information and belief are believed to be true; and further that these statements were made with the knowledge that willful false statements and the like so made are punishable by fine or imprisonment, or both, under 18 U.S.C. 1001 and that such willful false statements may jeopardize the validity of the application or any patent issued thereon.</p>				
<b>NAME OF SOLE OR FIRST INVENTOR:</b>			<input type="checkbox"/> A petition has been filed for this unsigned inventor	
Given Name (first and middle [if any]) <b>Steve</b>		Family Name or Surname <b>Cartt</b>		
Inventor's Signature 			Date <b>10/31/12</b>	
Residence: City <b>San Carlos</b>	State <b>CA</b>	Country <b>US</b>	Citizenship <b>US</b>	
Mailing Address <b>26118 Research Rd.</b>				
City <b>Hayward</b>	State <b>CA</b>	Zip <b>94545</b>	Country <b>US</b>	
<input checked="" type="checkbox"/> Additional Inventors or a legal representative are being named on the <u>2</u> supplemental sheet(s) PTO/SB/02A or 02LR attached hereto				

<b>DECLARATION</b>	<b>ADDITIONAL INVENTOR(S) Supplemental Sheet</b>	Page <u>4</u> of <u>5</u>
--------------------	--	---------------------------

<b>Name of Additional Joint Inventor, if any:</b>		<input type="checkbox"/> A petition has been filed for this unsigned inventor	
Given Name (first and middle (if any))		Family Name or Surname	
<b>David</b>		<b>Medeiros</b>	
Inventor's Signature		Date	
Residence: City <b>South San Francisco</b>	State <b>CA</b>	Country <b>US</b>	Citizenship <b>US</b>
Mailing Address <b>212 Crown Circle</b>			
City <b>South San Francisco</b>	State <b>CA</b>	Zip <b>94080</b>	Country <b>US</b>
<b>Name of Additional Joint Inventor, if any:</b>		<input type="checkbox"/> A petition has been filed for this unsigned inventor	
Given Name (first and middle (if any))		Family Name or Surname	
<b>Garry Thomas</b>		<b>Gwozdz</b>	
Inventor's Signature		Date	
Residence: City <b>Jim Thorpe</b>	State <b>PA</b>	Country <b>US</b>	Citizenship <b>US</b>
Mailing Address <b>432 Pine Street</b>			
City <b>Jim Thorpe</b>	State <b>PA</b>	Zip <b>18229</b>	Country <b>US</b>
<b>Name of Additional Joint Inventor, if any:</b>		<input type="checkbox"/> A petition has been filed for this unsigned inventor	
Given Name (first and middle (if any))		Family Name or Surname	
<b>Andrew</b>		<b>Loxley</b>	
Inventor's Signature		Date	
Residence: City <b>Philadelphia</b>	State <b>PA</b>	Country <b>US</b>	Citizenship <b>GB</b>
Mailing Address <b>126 Market Street, #5</b>			
City <b>Philadelphia</b>	State <b>PA</b>	Zip <b>19106</b>	Country <b>US</b>

This collection of information is required by 35 U.S.C. 115 and 37 CFR 1.63. The information is required to obtain or retain a benefit by the public which is to file (and by the USPTO to process) an application. Confidentiality is governed by 35 U.S.C. 122 and 37 CFR 1.11 and 1.14. This collection is estimated to take 21 minutes to complete, including gathering, preparing, and submitting the completed application form to the USPTO. Time will vary depending upon the individual case. Any comments on the amount of time you require to complete this form and/or suggestions for reducing this burden, should be sent to the Chief Information Officer, U.S. Patent and Trademark Office, U.S. Department of Commerce, P.O. Box 1450, Alexandria, VA 22313-1450. DO NOT SEND FEES OR COMPLETED FORMS TO THIS ADDRESS. SEND TO: Commissioner for Patents, P.O. Box 1450, Alexandria, VA 22313-1450.

*If you need assistance in completing the form, call 1-800-PTO-9199 and select option 2.*

Under the Paperwork Reduction Act of 1995, no persons are required to respond to a collection of information unless it contains a valid OMB control number.

<b>DECLARATION</b>	<b>ADDITIONAL INVENTOR(S) Supplemental Sheet</b>	Page <u>5</u> of <u>5</u>
--------------------	--	---------------------------

<b>Name of Additional Joint Inventor, if any:</b>		<input type="checkbox"/> A petition has been filed for this unsigned inventor	
Given Name (first and middle (if any))		Family Name or Surname	
<b>Mark</b>		<b>Mitchnick</b>	
Inventor's Signature		Date	
Residence: City	<b>East Hampton</b>	State	<b>NY</b>
		Country	<b>US</b>
Citizenship		<b>US</b>	
Mailing Address <b>80 Three Mile Harbor Drive</b>			
City	<b>East Hampton</b>	State	<b>NY</b>
		Zip	<b>11937</b>
Country		<b>US</b>	
<b>Name of Additional Joint Inventor, if any:</b>		<input type="checkbox"/> A petition has been filed for this unsigned inventor	
Given Name (first and middle (if any))		Family Name or Surname	
<b>David</b>		<b>Hale</b>	
Inventor's Signature		Date	
Residence: City	<b>San Diego</b>	State	<b>CA</b>
		Country	<b>US</b>
Citizenship		<b>US</b>	
Mailing Address <b>9232 Bernardo Lakes Drive</b>			
City	<b>San Diego</b>	State	<b>CA</b>
		Zip	<b>92127</b>
Country		<b>US</b>	
<b>Name of Additional Joint Inventor, if any:</b>		<input type="checkbox"/> A petition has been filed for this unsigned inventor	
Given Name (first and middle (if any))		Family Name or Surname	
<b>Edward T.</b>		<b>Maggio</b>	
Inventor's Signature		Date	
Residence: City	<b>San Diego</b>	State	<b>CA</b>
		Country	<b>US</b>
Citizenship		<b>US</b>	
Mailing Address <b>16870 W. Bernardo Drive, Suite 390</b>			
City	<b>San Diego</b>	State	<b>CA</b>
		Zip	<b>92127</b>
Country		<b>US</b>	

This collection of information is required by 35 U.S.C. 115 and 37 CFR 1.63. The information is required to obtain or retain a benefit by the public which is to file (and by the USPTO to process) an application. Confidentiality is governed by 35 U.S.C. 122 and 37 CFR 1.11 and 1.14. This collection is estimated to take 21 minutes to complete, including gathering, preparing, and submitting the completed application form to the USPTO. Time will vary depending upon the individual case. Any comments on the amount of time you require to complete this form and/or suggestions for reducing this burden, should be sent to the Chief Information Officer, U.S. Patent and Trademark Office, U.S. Department of Commerce, P.O. Box 1450, Alexandria, VA 22313-1450. DO NOT SEND FEES OR COMPLETED FORMS TO THIS ADDRESS. SEND TO: Commissioner for Patents, P.O. Box 1450, Alexandria, VA 22313-1450.

If you need assistance in completing the form, call 1-800-PTO-9199 and select option 2.

Under the Paperwork Reduction Act of 1995, no persons are required to respond to a collection of information unless it contains a valid OMB control number.

<b>DECLARATION FOR UTILITY OR DESIGN PATENT APPLICATION (37 CFR 1.63)</b> <input type="checkbox"/> Declaration Submitted With Initial Filing <b>OR</b> <input checked="" type="checkbox"/> Declaration Submitted After Initial Filing (surcharge (37 CFR 1.16(f)) required)	Attorney Docket Number	35401-716.501
	First Named Inventor	Steve Cartt
	<i>COMPLETE IF KNOWN</i>	
	Application Number	13/495,942
	Filing Date	June 13, 2012
	Art Unit	1629
	Examiner Name	Not yet assigned

I hereby declare that: (1) Each inventor's residence, mailing address, and citizenship are as stated below next to their name; and (2) I believe the inventor(s) named below to be the original and first inventor(s) of the subject matter which is claimed and for which a patent is sought on the invention entitled:

**ADMINISTRATION OF BENZODIAZEPINE COMPOSITIONS**

*(Title of the Invention)*

the application of which

is attached hereto

**OR**

was filed on (MM/DD/YYYY) **June 13, 2012** as United States Application Number or PCT International

Application Number **13/495,942** and was amended on (MM/DD/YYYY)  (if applicable).

I hereby state that I have reviewed and understand the contents of the above identified application, including the claims, as amended by any amendment specifically referred to above.

I acknowledge the duty to disclose information which is material to patentability as defined in 37 CFR 1.56, including for continuation-in-part applications, material information which became available between the filing date of the prior application and the national or PCT international filing date of the continuation-in-part application.

**Authorization To Permit Access To Application by Participating Offices**

If checked, the undersigned hereby grants the USPTO authority to provide the European Patent Office (EPO), the Japan Patent Office (JPO), the Korean Intellectual Property Office (KIPO), the World Intellectual Property Office (WIPO), and any other intellectual property offices in which a foreign application claiming priority to the above-identified patent application is filed access to the above-identified patent application. See 37 CFR 1.14(c) and (h). This box should not be checked if the applicant does not wish the EPO, JPO, KIPO, WIPO, or other intellectual property office in which a foreign application claiming priority to the above-identified patent application is filed to have access to the above-identified patent application.

In accordance with 37 CFR 1.14(h)(3), access will be provided to a copy of the above-identified patent application with respect to: 1) the above-identified patent application-as-filed; 2) any foreign application to which the above-identified patent application claims priority under 35 U.S.C. 119(a)-(d) if a copy of the foreign application that satisfies the certified copy requirement of 37 CFR 1.55 has been filed in the above-identified patent application; and 3) any U.S. application-as-filed from which benefit is sought in the above-identified patent application.

In accordance with 37 CFR 1.14(c), access may be provided to information concerning the date of filing the Authorization to Permit Access to Application by Participating Offices.

This collection of information is required by 35 U.S.C. 115 and 37 CFR 1.63. The information is required to obtain or retain a benefit by the public which is to file (and by the USPTO to process) an application. Confidentiality is governed by 35 U.S.C. 122 and 37 CFR 1.11 and 1.14. This collection is estimated to take 21 minutes to complete, including gathering, preparing, and submitting the completed application form to the USPTO. Time will vary depending upon the individual case. Any comments on the amount of time you require to complete this form and/or suggestions for reducing this burden, should be sent to the Chief Information Officer, U.S. Patent and Trademark Office, U.S. Department of Commerce, P.O. Box 1450, Alexandria, VA 22313-1450. DO NOT SEND FEES OR COMPLETED FORMS TO THIS ADDRESS. SEND TO: Commissioner for Patents, P.O. Box 1450, Alexandria, VA 22313-1450.

*If you need assistance in completing the form, call 1-800-PTO-9199 and select option 2.*

Under the Paperwork Reduction Act of 1995, no persons are required to respond to a collection of information unless it contains a valid OMB control number.

## DECLARATION — Utility or Design Patent Application

### Claim of Foreign Priority Benefits

I hereby claim foreign priority benefits under 35 U.S.C. 119(a)-(d) or (f), or 365(b) of any foreign application(s) for patent, inventor's or plant breeder's rights certificate(s), or 365(a) of any PCT international application which designated at least one country other than the United States of America, listed below and have also identified below, by checking the box, any foreign application for patent, inventor's or plant breeder's rights certificate(s), or any PCT international application having a filing date before that of the application on which priority is claimed.

Prior Foreign Application Number(s)	Country	Foreign Filing Date (MM/DD/YYYY)	Priority Not Claimed	Certified Copy Attached?	
				Yes	No
			<input type="checkbox"/>	<input type="checkbox"/>	<input type="checkbox"/>
			<input type="checkbox"/>	<input type="checkbox"/>	<input type="checkbox"/>
			<input type="checkbox"/>	<input type="checkbox"/>	<input type="checkbox"/>
			<input type="checkbox"/>	<input type="checkbox"/>	<input type="checkbox"/>

Additional foreign application number(s) are listed on a supplemental priority data sheet PTO/SB/02B attached hereto.


Under the Paperwork Reduction Act of 1995, no persons are required to respond to a collection of information unless it contains a valid OMB control number.

**DECLARATION — Utility or Design Patent Application**

Direct all correspondence to:		<input checked="" type="checkbox"/> The address associated with Customer Number:	<input type="text" value="021971"/>	OR	<input type="checkbox"/> Correspondence address below
Name					
Address					
City			State	Zip	
Country	Telephone			Email	
<b>WARNING:</b>					
<p>Petitioner/applicant is cautioned to avoid submitting personal information in documents filed in a patent application that may contribute to identity theft. Personal information such as social security numbers, bank account numbers, or credit card numbers (other than a check or credit card authorization form PTO-2038 submitted for payment purposes) is never required by the USPTO to support a petition or an application. If this type of personal information is included in documents submitted to the USPTO, petitioners/applicants should consider redacting such personal information from the documents before submitting them to the USPTO. Petitioner/applicant is advised that the record of a patent application is available to the public after publication of the application (unless a non-publication request in compliance with 37 CFR 1.213(a) is made in the application) or issuance of a patent. Furthermore, the record from an abandoned application may also be available to the public if the application is referenced in a published application or an issued patent (see 37 CFR 1.14). Checks and credit card authorization forms PTO-2038 submitted for payment purposes are not retained in the application file and therefore are not publicly available. Petitioner/applicant is advised that documents which form the record of a patent application (such as the PTO/SB/01) are placed into the Privacy Act system of records DEPARTMENT OF COMMERCE, COMMERCE-PAT-7, System name: <i>Patent Application Files</i>. Documents not retained in an application file (such as the PTO-2038) are placed into the Privacy Act system of COMMERCE/PAT-TM-10, System name: <i>Deposit Accounts and Electronic Funds Transfer Profiles</i>.</p> <p>I hereby declare that all statements made herein of my own knowledge are true and that all statements made on information and belief are believed to be true; and further that these statements were made with the knowledge that willful false statements and the like so made are punishable by fine or imprisonment, or both, under 18 U.S.C. 1001 and that such willful false statements may jeopardize the validity of the application or any patent issued thereon.</p>					
<b>NAME OF SOLE OR FIRST INVENTOR:</b>			<input type="checkbox"/> A petition has been filed for this unsigned inventor		
Given Name (first and middle [if any]) <b>Steve</b>			Family Name or Surname <b>Cartt</b>		
Inventor's Signature				Date	
Residence: City <b>San Carlos</b>	State <b>CA</b>	Country <b>US</b>	Citizenship <b>US</b>		
Mailing Address <b>26118 Research Rd.</b>					
City <b>Hayward</b>	State <b>CA</b>	Zip <b>94545</b>	Country <b>US</b>		
<input checked="" type="checkbox"/> Additional inventors or a legal representative are being named on the <u>2</u> supplemental sheet(s) PTO/SB/02A or 02LR attached hereto					

Under the Paperwork Reduction Act of 1995, no persons are required to respond to a collection of information unless it contains a valid OMB control number.

<b>DECLARATION</b>	<b>ADDITIONAL INVENTOR(S) Supplemental Sheet</b>	Page <u>4</u> of <u>5</u>
--------------------	--	---------------------------

<b>Name of Additional Joint Inventor, if any:</b>		<input type="checkbox"/> A petition has been filed for this unsigned inventor	
Given Name (first and middle (if any))		Family Name or Surname	
David		Medeiros	
Inventor's Signature 		Date 10/31/2012	
Residence: City	South San Francisco	State	CA
Country	US	Citizenship	US
Mailing Address 212 Crown Circle			
City	South San Francisco	State	CA
Zip	94080	Country	US
<b>Name of Additional Joint Inventor, if any:</b>		<input type="checkbox"/> A petition has been filed for this unsigned inventor	
Given Name (first and middle (if any))		Family Name or Surname	
Garry Thomas		Gwozdz	
Inventor's Signature		Date	
Residence: City	Jim Thorpe	State	PA
Country	US	Citizenship	US
Mailing Address 432 Pine Street			
City	Jim Thorpe	State	PA
Zip	18229	Country	US
<b>Name of Additional Joint Inventor, if any:</b>		<input type="checkbox"/> A petition has been filed for this unsigned inventor	
Given Name (first and middle (if any))		Family Name or Surname	
Andrew		Loxley	
Inventor's Signature		Date	
Residence: City	Philadelphia	State	PA
Country	US	Citizenship	GB
Mailing Address 126 Market Street, #5			
City	Philadelphia	State	PA
Zip	19106	Country	US

This collection of information is required by 35 U.S.C. 115 and 37 CFR 1.63. The information is required to obtain or retain a benefit by the public which is to file (and by the USPTO to process) an application. Confidentiality is governed by 35 U.S.C. 122 and 37 CFR 1.11 and 1.14. This collection is estimated to take 21 minutes to complete, including gathering, preparing, and submitting the completed application form to the USPTO. Time will vary depending upon the individual case. Any comments on the amount of time you require to complete this form and/or suggestions for reducing this burden, should be sent to the Chief Information Officer, U.S. Patent and Trademark Office, U.S. Department of Commerce, P.O. Box 1450, Alexandria, VA 22313-1450. DO NOT SEND FEES OR COMPLETED FORMS TO THIS ADDRESS. SEND TO: Commissioner for Patents, P.O. Box 1450, Alexandria, VA 22313-1450.

If you need assistance in completing the form, call 1-800-PTO-9199 and select option 2.



Under the Paperwork Reduction Act of 1995, no persons are required to respond to a collection of information unless it contains a valid OMB control number.

**DECLARATION****ADDITIONAL INVENTOR(S)**  
Supplemental SheetPage 5 of 5

<b>Name of Additional Joint Inventor, if any:</b>		<input type="checkbox"/> A petition has been filed for this unsigned inventor			
Given Name (first and middle (if any))		Family Name or Surname			
<b>Mark</b>		<b>Mitchnick</b>			
Inventor's Signature				Date	
Residence: City	<b>East Hampton</b>	State	<b>NY</b>	Country	<b>US</b>
Mailing Address <b>80 Three Mile Harbor Drive</b>					
City	<b>East Hampton</b>	State	<b>NY</b>	Zip	<b>11937</b>
Country		<b>US</b>			
<b>Name of Additional Joint Inventor, if any:</b>		<input type="checkbox"/> A petition has been filed for this unsigned inventor			
Given Name (first and middle (if any))		Family Name or Surname			
<b>David</b>		<b>Hale</b>			
Inventor's Signature				Date	
Residence: City	<b>San Diego</b>	State	<b>CA</b>	Country	<b>US</b>
Mailing Address <b>9232 Bernardo Lakes Drive</b>					
City	<b>San Diego</b>	State	<b>CA</b>	Zip	<b>92127</b>
Country		<b>US</b>			
<b>Name of Additional Joint Inventor, if any:</b>		<input type="checkbox"/> A petition has been filed for this unsigned inventor			
Given Name (first and middle (if any))		Family Name or Surname			
<b>Edward T.</b>		<b>Maggio</b>			
Inventor's Signature				Date	
Residence: City	<b>San Diego</b>	State	<b>CA</b>	Country	<b>US</b>
Mailing Address <b>16870 W. Bernardo Drive, Suite 390</b>					
City	<b>San Diego</b>	State	<b>CA</b>	Zip	<b>92127</b>
Country		<b>US</b>			

This collection of information is required by 35 U.S.C. 115 and 37 CFR 1.63. The information is required to obtain or retain a benefit by the public which is to file (and by the USPTO to process) an application. Confidentiality is governed by 35 U.S.C. 122 and 37 CFR 1.11 and 1.14. This collection is estimated to take 21 minutes to complete, including gathering, preparing, and submitting the completed application form to the USPTO. Time will vary depending upon the individual case. Any comments on the amount of time you require to complete this form and/or suggestions for reducing this burden, should be sent to the Chief Information Officer, U.S. Patent and Trademark Office, U.S. Department of Commerce, P.O. Box 1450, Alexandria, VA 22313-1450. DO NOT SEND FEES OR COMPLETED FORMS TO THIS ADDRESS. SEND TO: Commissioner for Patents, P.O. Box 1450, Alexandria, VA 22313-1450.

If you need assistance in completing the form, call 1-800-PTO-9199 and select option 2.

Under the Paperwork Reduction Act of 1995, no persons are required to respond to a collection of information unless it contains a valid OMB control number.

<b>DECLARATION FOR UTILITY OR DESIGN PATENT APPLICATION (37 CFR 1.63)</b> <input type="checkbox"/> Declaration Submitted With Initial Filing <b>OR</b> <input checked="" type="checkbox"/> Declaration Submitted After Initial Filing (surcharge (37 CFR 1.16(f) required))	Attorney Docket Number	35401-716.501
	First Named Inventor	Steve Cartt
	<i>COMPLETE IF KNOWN</i>	
	Application Number	13/495,942
	Filing Date	June 13, 2012
	Art Unit	1629
	Examiner Name	Not yet assigned

**I hereby declare that:** (1) Each inventor's residence, mailing address, and citizenship are as stated below next to their name; and (2) I believe the inventor(s) named below to be the original and first inventor(s) of the subject matter which is claimed and for which a patent is sought on the invention entitled:

**ADMINISTRATION OF BENZODIAZEPINE COMPOSITIONS**

*(Title of the Invention)*

the application of which

is attached hereto

**OR**

was filed on (MM/DD/YYYY) **June 13, 2012** as United States Application Number or PCT International

Application Number **13/495,942** and was amended on (MM/DD/YYYY)  (if applicable).

I hereby state that I have reviewed and understand the contents of the above identified application, including the claims, as amended by any amendment specifically referred to above.

I acknowledge the duty to disclose information which is material to patentability as defined in 37 CFR 1.56, including for continuation-in-part applications, material information which became available between the filing date of the prior application and the national or PCT international filing date of the continuation-in-part application.

**Authorization To Permit Access To Application by Participating Offices**

If checked, the undersigned hereby grants the USPTO authority to provide the European Patent Office (EPO), the Japan Patent Office (JPO), the Korean Intellectual Property Office (KIPO), the World Intellectual Property Office (WIPO), and any other intellectual property offices in which a foreign application claiming priority to the above-identified patent application is filed access to the above-identified patent application. See 37 CFR 1.14(c) and (h). This box should not be checked if the applicant does not wish the EPO, JPO, KIPO, WIPO, or other intellectual property office in which a foreign application claiming priority to the above-identified patent application is filed to have access to the above-identified patent application.

In accordance with 37 CFR 1.14(h)(3), access will be provided to a copy of the above-identified patent application with respect to: 1) the above-identified patent application-as-filed; 2) any foreign application to which the above-identified patent application claims priority under 35 U.S.C. 119(a)-(d) if a copy of the foreign application that satisfies the certified copy requirement of 37 CFR 1.55 has been filed in the above-identified patent application; and 3) any U.S. application-as-filed from which benefit is sought in the above-identified patent application.

In accordance with 37 CFR 1.14(c), access may be provided to information concerning the date of filing the Authorization to Permit Access to Application by Participating Offices.

This collection of information is required by 35 U.S.C. 115 and 37 CFR 1.63. The information is required to obtain or retain a benefit by the public which is to file (and by the USPTO to process) an application. Confidentiality is governed by 35 U.S.C. 122 and 37 CFR 1.11 and 1.14. This collection is estimated to take 21 minutes to complete, including gathering, preparing, and submitting the completed application form to the USPTO. Time will vary depending upon the individual case. Any comments on the amount of time you require to complete this form and/or suggestions for reducing this burden, should be sent to the Chief Information Officer, U.S. Patent and Trademark Office, U.S. Department of Commerce, P.O. Box 1450, Alexandria, VA 22313-1450. DO NOT SEND FEES OR COMPLETED FORMS TO THIS ADDRESS. SEND TO: **Commissioner for Patents, P.O. Box 1450, Alexandria, VA 22313-1450.**

*If you need assistance in completing the form, call 1-800-PTO-9199 and select option 2.*

Under the Paperwork Reduction Act of 1995, no persons are required to respond to a collection of information unless it contains a valid OMB control number.

## DECLARATION — Utility or Design Patent Application

### Claim of Foreign Priority Benefits

I hereby claim foreign priority benefits under 35 U.S.C. 119(a)-(d) or (f), or 365(b) of any foreign application(s) for patent, inventor's or plant breeder's rights certificate(s), or 365(a) of any PCT international application which designated at least one country other than the United States of America, listed below and have also identified below, by checking the box, any foreign application for patent, inventor's or plant breeder's rights certificate(s), or any PCT international application having a filing date before that of the application on which priority is claimed.

Prior Foreign Application Number(s)	Country	Foreign Filing Date (MM/DD/YYYY)	Priority Not Claimed	Certified Copy Attached?	
				Yes	No
			<input type="checkbox"/>	<input type="checkbox"/>	<input type="checkbox"/>
			<input type="checkbox"/>	<input type="checkbox"/>	<input type="checkbox"/>
			<input type="checkbox"/>	<input type="checkbox"/>	<input type="checkbox"/>
			<input type="checkbox"/>	<input type="checkbox"/>	<input type="checkbox"/>

Additional foreign application number(s) are listed on a supplemental priority data sheet PTO/SB/02B attached hereto.

Under the Paperwork Reduction Act of 1995, no persons are required to respond to a collection of information unless it contains a valid OMB control number.

## DECLARATION — Utility or Design Patent Application

Direct all correspondence to:	<input checked="" type="checkbox"/> The address associated with Customer Number:	021971	OR	<input type="checkbox"/> Correspondence address below
Name				
Address				
City		State	Zip	
Country	Telephone		Email	
<b>WARNING:</b>				
<p>Petitioner/applicant is cautioned to avoid submitting personal information in documents filed in a patent application that may contribute to identity theft. Personal information such as social security numbers, bank account numbers, or credit card numbers (other than a check or credit card authorization form PTO-2038 submitted for payment purposes) is never required by the USPTO to support a petition or an application. If this type or personal information is included in documents submitted to the USPTO, petitioners/applicants should consider redacting such personal information from the documents before submitting them to the USPTO. Petitioner/applicant is advised that the record of a patent application is available to the public after publication of the application (unless a non-publication request in compliance with 37 CFR 1.213(a) is made in the application) or issuance of a patent. Furthermore, the record from an abandoned application may also be available to the public if the application is referenced in a published application or an issued patent (see 37 CFR 1.14). Checks and credit card authorization forms PTO-2038 submitted for payment purposes are not retained in the application file and therefore are not publicly available. Petitioner/applicant is advised that documents which form the record of a patent application (such as the PTO/SB/01) are placed into the Privacy Act system of records DEPARTMENT OF COMMERCE, COMMERCE-PAT-7, System name: <i>Patent Application Files</i>. Documents not retained in an application file (such as the PTO-2038) are placed into the Privacy Act system of COMMERCE/PAT-TM-10, System name: <i>Deposit Accounts and Electronic Funds Transfer Profiles</i>.</p> <p>I hereby declare that all statements made herein of my own knowledge are true and that all statements made on information and belief are believed to be true; and further that these statements were made with the knowledge that willful false statements and the like so made are punishable by fine or imprisonment, or both, under 18 U.S.C. 1001 and that such willful false statements may jeopardize the validity of the application or any patent issued thereon.</p>				
<b>NAME OF SOLE OR FIRST INVENTOR:</b>		<input type="checkbox"/> A petition has been filed for this unsigned inventor		
Given Name (first and middle [if any]) <b>Steve</b>		Family Name or Surname <b>Cartt</b>		
Inventor's Signature			Date	
Residence: City <b>San Carlos</b>	State <b>CA</b>	Country <b>US</b>	Citizenship <b>US</b>	
Mailing Address <b>26118 Research Rd.</b>				
City <b>Hayward</b>	State <b>CA</b>	Zip <b>94545</b>	Country <b>US</b>	
<input checked="" type="checkbox"/> Additional inventors or a legal representative are being named on the <u>2</u> supplemental sheet(s) PTO/SB/02A or 02LR attached hereto				

Under the Paperwork Reduction Act of 1995, no persons are required to respond to a collection of information unless it contains a valid OMB control number.

<b>DECLARATION</b>	<b>ADDITIONAL INVENTOR(S)</b> Supplemental Sheet	Page <u>4</u> of <u>5</u>
--------------------	---	---------------------------

<b>Name of Additional Joint Inventor, if any:</b>		<input type="checkbox"/> A petition has been filed for this unsigned inventor	
Given Name (first and middle (if any))		Family Name or Surname	
David		Medeiros	
Inventor's Signature		Date	
Residence: City	South San Francisco	State	CA
Country	US	Citizenship	US
Mailing Address 212 Crown Circle			
City	South San Francisco	State	CA
Zip	94080	Country	US
<b>Name of Additional Joint Inventor, if any:</b>		<input type="checkbox"/> A petition has been filed for this unsigned inventor	
Given Name (first and middle (if any))		Family Name or Surname	
Garry Thomas		Gwozdz	
Inventor's Signature		Date 01-Nov-2012	
Residence: City	Jim Thorpe	State	PA
Country	US	Citizenship	US
Mailing Address 432 Pine Street			
City	Jim Thorpe	State	PA
Zip	18229	Country	US
<b>Name of Additional Joint Inventor, if any:</b>		<input type="checkbox"/> A petition has been filed for this unsigned inventor	
Given Name (first and middle (if any))		Family Name or Surname	
Andrew		Loxley	
Inventor's Signature		Date 01-NOV-2012	
Residence: City	Philadelphia	State	PA
Country	US	Citizenship	GB
Mailing Address 126 Market Street, #5			
City	Philadelphia	State	PA
Zip	19106	Country	US

This collection of information is required by 35 U.S.C. 115 and 37 CFR 1.63. The information is required to obtain or retain a benefit by the public which is to file (and by the USPTO to process) an application. Confidentiality is governed by 35 U.S.C. 122 and 37 CFR 1.11 and 1.14. This collection is estimated to take 21 minutes to complete, including gathering, preparing, and submitting the completed application form to the USPTO. Time will vary depending upon the individual case. Any comments on the amount of time you require to complete this form and/or suggestions for reducing this burden, should be sent to the Chief Information Officer, U.S. Patent and Trademark Office, U.S. Department of Commerce, P.O. Box 1450, Alexandria, VA 22313-1450. DO NOT SEND FEES OR COMPLETED FORMS TO THIS ADDRESS. SEND TO: Commissioner for Patents, P.O. Box 1450, Alexandria, VA 22313-1450.

If you need assistance in completing the form, call 1-800-PTO-9199 and select option 2.

<b>DECLARATION</b>	<b>ADDITIONAL INVENTOR(S) Supplemental Sheet</b>
Page <u>5</u> of <u>5</u>	

<b>Name of Additional Joint Inventor, if any:</b>		<input type="checkbox"/> A petition has been filed for this unsigned inventor	
Given Name (first and middle (if any))		Family Name or Surname	
<b>Mark</b>		<b>Mitchnick</b>	
Inventor's Signature			Date
Residence: City	<b>East Hampton</b>	State	<b>NY</b>
		Country	<b>US</b>
Citizenship		<b>US</b>	
Mailing Address <b>80 Three Mile Harbor Drive</b>			
City	<b>East Hampton</b>	State	<b>NY</b>
		Zip	<b>11937</b>
Country		<b>US</b>	
<b>Name of Additional Joint Inventor, if any:</b>		<input type="checkbox"/> A petition has been filed for this unsigned inventor	
Given Name (first and middle (if any))		Family Name or Surname	
<b>David</b>		<b>Hale</b>	
Inventor's Signature			Date
Residence: City	<b>San Diego</b>	State	<b>CA</b>
		Country	<b>US</b>
Citizenship		<b>US</b>	
Mailing Address <b>9232 Bernardo Lakes Drive</b>			
City	<b>San Diego</b>	State	<b>CA</b>
		Zip	<b>92127</b>
Country		<b>US</b>	
<b>Name of Additional Joint Inventor, if any:</b>		<input type="checkbox"/> A petition has been filed for this unsigned inventor	
Given Name (first and middle (if any))		Family Name or Surname	
<b>Edward T.</b>		<b>Maggio</b>	
Inventor's Signature			Date
Residence: City	<b>San Diego</b>	State	<b>CA</b>
		Country	<b>US</b>
Citizenship		<b>US</b>	
Mailing Address <b>16870 W. Bernardo Drive, Suite 390</b>			
City	<b>San Diego</b>	State	<b>CA</b>
		Zip	<b>92127</b>
Country		<b>US</b>	

This collection of information is required by 35 U.S.C. 115 and 37 CFR 1.63. The information is required to obtain or retain a benefit by the public which is to file (and by the USPTO to process) an application. Confidentiality is governed by 35 U.S.C. 122 and 37 CFR 1.11 and 1.14. This collection is estimated to take 21 minutes to complete, including gathering, preparing, and submitting the completed application form to the USPTO. Time will vary depending upon the individual case. Any comments on the amount of time you require to complete this form and/or suggestions for reducing this burden, should be sent to the Chief Information Officer, U.S. Patent and Trademark Office, U.S. Department of Commerce, P.O. Box 1450, Alexandria, VA 22313-1450. DO NOT SEND FEES OR COMPLETED FORMS TO THIS ADDRESS. SEND TO: Commissioner for Patents, P.O. Box 1450, Alexandria, VA 22313-1450.

If you need assistance in completing the form, call 1-800-PTO-9199 and select option 2.

<b>DECLARATION FOR UTILITY OR DESIGN PATENT APPLICATION (37 CFR 1.63)</b> <input type="checkbox"/> Declaration Submitted With Initial Filing <b>OR</b> <input checked="" type="checkbox"/> Declaration Submitted After Initial Filing (surcharge (37 CFR 1.16(f)) required)	Attorney Docket Number	35401-716.501
	First Named Inventor	Steve Cartt
	<i>COMPLETE IF KNOWN</i>	
	Application Number	13/495,942
	Filing Date	June 13, 2012
	Art Unit	1629
	Examiner Name	Not yet assigned

**I hereby declare that:** (1) Each inventor's residence, mailing address, and citizenship are as stated below next to their name; and (2) I believe the inventor(s) named below to be the original and first inventor(s) of the subject matter which is claimed and for which a patent is sought on the invention entitled:

**ADMINISTRATION OF BENZODIAZEPINE COMPOSITIONS**

*(Title of the Invention)*

the application of which

is attached hereto

**OR**

was filed on (MM/DD/YYYY) June 13, 2012 as United States Application Number or PCT International

Application Number 13/495,942 and was amended on (MM/DD/YYYY)  (if applicable).

I hereby state that I have reviewed and understand the contents of the above identified application, including the claims, as amended by any amendment specifically referred to above.

I acknowledge the duty to disclose information which is material to patentability as defined in 37 CFR 1.56, including for continuation-in-part applications, material information which became available between the filing date of the prior application and the national or PCT international filing date of the continuation-in-part application.

**Authorization To Permit Access To Application by Participating Offices**

If checked, the undersigned hereby grants the USPTO authority to provide the European Patent Office (EPO), the Japan Patent Office (JPO), the Korean Intellectual Property Office (KIPO), the World Intellectual Property Office (WIPO), and any other intellectual property offices in which a foreign application claiming priority to the above-identified patent application is filed access to the above-identified patent application. See 37 CFR 1.14(c) and (h). This box should not be checked if the applicant does not wish the EPO, JPO, KIPO, WIPO, or other intellectual property office in which a foreign application claiming priority to the above-identified patent application is filed to have access to the above-identified patent application.

In accordance with 37 CFR 1.14(h)(3), access will be provided to a copy of the above-identified patent application with respect to: 1) the above-identified patent application-as-filed; 2) any foreign application to which the above-identified patent application claims priority under 35 U.S.C. 119(a)-(d) if a copy of the foreign application that satisfies the certified copy requirement of 37 CFR 1.55 has been filed in the above-identified patent application; and 3) any U.S. application-as-filed from which benefit is sought in the above-identified patent application.

In accordance with 37 CFR 1.14(c), access may be provided to information concerning the date of filing the Authorization to Permit Access to Application by Participating Offices.

This collection of information is required by 35 U.S.C. 115 and 37 CFR 1.63. The information is required to obtain or retain a benefit by the public which is to file (and by the USPTO to process) an application. Confidentiality is governed by 35 U.S.C. 122 and 37 CFR 1.11 and 1.14. This collection is estimated to take 21 minutes to complete, including gathering, preparing, and submitting the completed application form to the USPTO. Time will vary depending upon the individual case. Any comments on the amount of time you require to complete this form and/or suggestions for reducing this burden, should be sent to the Chief Information Officer, U.S. Patent and Trademark Office, U.S. Department of Commerce, P.O. Box 1450, Alexandria, VA 22313-1450. DO NOT SEND FEES OR COMPLETED FORMS TO THIS ADDRESS. SEND TO: Commissioner for Patents, P.O. Box 1450, Alexandria, VA 22313-1450.

*If you need assistance in completing the form, call 1-800-PTO-9199 and select option 2.*

Under the Paperwork Reduction Act of 1995, no persons are required to respond to a collection of information unless it contains a valid OMB control number.

## DECLARATION — Utility or Design Patent Application

### Claim of Foreign Priority Benefits

I hereby claim foreign priority benefits under 35 U.S.C. 119(a)-(d) or (f), or 365(b) of any foreign application(s) for patent, inventor's or plant breeder's rights certificate(s), or 365(a) of any PCT international application which designated at least one country other than the United States of America, listed below and have also identified below, by checking the box, any foreign application for patent, inventor's or plant breeder's rights certificate(s), or any PCT international application having a filing date before that of the application on which priority is claimed.

Prior Foreign Application Number(s)	Country	Foreign Filing Date (MM/DD/YYYY)	Priority Not Claimed	Certified Copy Attached?	
				Yes	No
			<input type="checkbox"/>	<input type="checkbox"/>	<input type="checkbox"/>
			<input type="checkbox"/>	<input type="checkbox"/>	<input type="checkbox"/>
			<input type="checkbox"/>	<input type="checkbox"/>	<input type="checkbox"/>
			<input type="checkbox"/>	<input type="checkbox"/>	<input type="checkbox"/>

Additional foreign application number(s) are listed on a supplemental priority data sheet PTO/SB/02B attached hereto.





Under the Paperwork Reduction Act of 1995, no persons are required to respond to a collection of information unless it contains a valid OMB control number.

**DECLARATION — Utility or Design Patent Application**

Direct all correspondence to:	<input checked="" type="checkbox"/> The address associated with Customer Number:	<input type="text" value="021971"/>	OR	<input type="checkbox"/> Correspondence address below
Name				
Address				
City		State	Zip	
Country	Telephone		Email	
<b>WARNING:</b>				
<p>Petitioner/applicant is cautioned to avoid submitting personal information in documents filed in a patent application that may contribute to identity theft. Personal information such as social security numbers, bank account numbers, or credit card numbers (other than a check or credit card authorization form PTO-2038 submitted for payment purposes) is never required by the USPTO to support a petition or an application. If this type of personal information is included in documents submitted to the USPTO, petitioners/applicants should consider redacting such personal information from the documents before submitting them to the USPTO. Petitioner/applicant is advised that the record of a patent application is available to the public after publication of the application (unless a non-publication request in compliance with 37 CFR 1.213(a) is made in the application) or issuance of a patent. Furthermore, the record from an abandoned application may also be available to the public if the application is referenced in a published application or an issued patent (see 37 CFR 1.14). Checks and credit card authorization forms PTO-2038 submitted for payment purposes are not retained in the application file and therefore are not publicly available. Petitioner/applicant is advised that documents which form the record of a patent application (such as the PTO/SB/01) are placed into the Privacy Act system of records DEPARTMENT OF COMMERCE, COMMERCE-PAT-7, System name: <i>Patent Application Files</i>. Documents not retained in an application file (such as the PTO-2038) are placed into the Privacy Act system of COMMERCE/PAT-TM-10, System name: <i>Deposit Accounts and Electronic Funds Transfer Profiles</i>.</p> <p>I hereby declare that all statements made herein of my own knowledge are true and that all statements made on information and belief are believed to be true; and further that these statements were made with the knowledge that willful false statements and the like so made are punishable by fine or imprisonment, or both, under 18 U.S.C. 1001 and that such willful false statements may jeopardize the validity of the application or any patent issued thereon.</p>				
<b>NAME OF SOLE OR FIRST INVENTOR:</b>		<input type="checkbox"/> A petition has been filed for this unsigned inventor		
Given Name (first and middle [if any]) <b>Steve</b>		Family Name or Surname <b>Cartt</b>		
Inventor's Signature			Date	
Residence: City <b>San Carlos</b>	State <b>CA</b>	Country <b>US</b>	Citizenship <b>US</b>	
Mailing Address <b>26118 Research Rd.</b>				
City <b>Hayward</b>	State <b>CA</b>	Zip <b>94545</b>	Country <b>US</b>	
<input checked="" type="checkbox"/> Additional inventors or a legal representative are being named on the <u>2</u> supplemental sheet(s) PTO/SB/02A or 02LR attached hereto				

Under the Paperwork Reduction Act of 1995, no persons are required to respond to a collection of information unless it contains a valid OMB control number.

<b>DECLARATION</b>	<b>ADDITIONAL INVENTOR(S) Supplemental Sheet</b>	Page <u>4</u> of <u>5</u>
--------------------	--	---------------------------

<b>Name of Additional Joint Inventor, if any:</b>		<input type="checkbox"/> A petition has been filed for this unsigned inventor	
Given Name (first and middle (if any))		Family Name or Surname	
David		Medeiros	
Inventor's Signature		Date	
Residence: City	South San Francisco	State	CA
Country	US	Citizenship	US
Mailing Address			
212 Crown Circle			
City	South San Francisco	State	CA
Zip	94080	Country	US
<b>Name of Additional Joint Inventor, if any:</b>		<input type="checkbox"/> A petition has been filed for this unsigned inventor	
Given Name (first and middle (if any))		Family Name or Surname	
Garry Thomas		Gwozdz	
Inventor's Signature		Date	
		01-Nov-2012	
Residence: City	Jim Thorpe	State	PA
Country	US	Citizenship	US
Mailing Address			
432 Pine Street			
City	Jim Thorpe	State	PA
Zip	18229	Country	US
<b>Name of Additional Joint Inventor, if any:</b>		<input type="checkbox"/> A petition has been filed for this unsigned inventor	
Given Name (first and middle (if any))		Family Name or Surname	
Andrew		Loxley	
Inventor's Signature		Date	
		01-NOV-2012	
Residence: City	Philadelphia	State	PA
Country	US	Citizenship	GB
Mailing Address			
126 Market Street, #5			
City	Philadelphia	State	PA
Zip	19106	Country	US

This collection of information is required by 35 U.S.C. 115 and 37 CFR 1.63. The information is required to obtain or retain a benefit by the public which is to file (and by the USPTO to process) an application. Confidentiality is governed by 35 U.S.C. 122 and 37 CFR 1.11 and 1.14. This collection is estimated to take 21 minutes to complete, including gathering, preparing, and submitting the completed application form to the USPTO. Time will vary depending upon the individual case. Any comments on the amount of time you require to complete this form and/or suggestions for reducing this burden, should be sent to the Chief Information Officer, U.S. Patent and Trademark Office, U.S. Department of Commerce, P.O. Box 1450, Alexandria, VA 22313-1450. DO NOT SEND FEES OR COMPLETED FORMS TO THIS ADDRESS. SEND TO: Commissioner for Patents, P.O. Box 1450, Alexandria, VA 22313-1450.

If you need assistance in completing the form, call 1-800-PTO-9199 and select option 2.

Under the Paperwork Reduction Act of 1995, no persons are required to respond to a collection of information unless it contains a valid OMB control number.

<b>DECLARATION</b>	<b>ADDITIONAL INVENTOR(S) Supplemental Sheet</b>
Page <u>5</u> of <u>5</u>	

<b>Name of Additional Joint Inventor, if any:</b>		<input type="checkbox"/> A petition has been filed for this unsigned inventor	
Given Name (first and middle (if any))		Family Name or Surname	
<b>Mark</b>		<b>Mitchnick</b>	
Inventor's Signature		Date	
Residence: City	<b>East Hampton</b>	State	<b>NY</b>
		Country	<b>US</b>
Mailing Address			
<b>80 Three Mile Harbor Drive</b>			
City	<b>East Hamptom</b>	State	<b>NY</b>
		Zip	<b>11937</b>
		Country	<b>US</b>
<b>Name of Additional Joint Inventor, if any:</b>		<input type="checkbox"/> A petition has been filed for this unsigned inventor	
Given Name (first and middle (if any))		Family Name or Surname	
<b>David</b>		<b>Hale</b>	
Inventor's Signature		Date	
Residence: City	<b>San Diego</b>	State	<b>CA</b>
		Country	<b>US</b>
Mailing Address			
<b>9232 Bernardo Lakes Drive</b>			
City	<b>San Diego</b>	State	<b>CA</b>
		Zip	<b>92127</b>
		Country	<b>US</b>
<b>Name of Additional Joint Inventor, if any:</b>		<input type="checkbox"/> A petition has been filed for this unsigned inventor	
Given Name (first and middle (if any))		Family Name or Surname	
<b>Edward T.</b>		<b>Maggio</b>	
Inventor's Signature		Date	
Residence: City	<b>San Diego</b>	State	<b>CA</b>
		Country	<b>US</b>
Mailing Address			
<b>16870 W. Bernardo Drive, Suite 390</b>			
City	<b>San Diego</b>	State	<b>CA</b>
		Zip	<b>92127</b>
		Country	<b>US</b>

This collection of information is required by 35 U.S.C. 115 and 37 CFR 1.63. The information is required to obtain or retain a benefit by the public which is to file (and by the USPTO to process) an application. Confidentiality is governed by 35 U.S.C. 122 and 37 CFR 1.11 and 1.14. This collection is estimated to take 21 minutes to complete, including gathering, preparing, and submitting the completed application form to the USPTO. Time will vary depending upon the individual case. Any comments on the amount of time you require to complete this form and/or suggestions for reducing this burden, should be sent to the Chief Information Officer, U.S. Patent and Trademark Office, U.S. Department of Commerce, P.O. Box 1450, Alexandria, VA 22313-1450. DO NOT SEND FEES OR COMPLETED FORMS TO THIS ADDRESS. SEND TO: Commissioner for Patents, P.O. Box 1450, Alexandria, VA 22313-1450.

If you need assistance in completing the form, call 1-800-PTO-9199 and select option 2.

<b>DECLARATION FOR UTILITY OR DESIGN PATENT APPLICATION (37 CFR 1.63)</b>  <input type="checkbox"/> Declaration Submitted With Initial Filing <b>OR</b> <input checked="" type="checkbox"/> Declaration Submitted After Initial Filing (surcharge (37 CFR 1.16(f) required))	Attorney Docket Number	35401-716.501
	First Named Inventor	Steve Cartt
	<i>COMPLETE IF KNOWN</i>	
	Application Number	13/495,942
	Filing Date	June 13, 2012
	Art Unit	1629
	Examiner Name	Not yet assigned

I hereby declare that: (1) Each inventor's residence, mailing address, and citizenship are as stated below next to their name; and (2) I believe the inventor(s) named below to be the original and first inventor(s) of the subject matter which is claimed and for which a patent is sought on the invention entitled:

**ADMINISTRATION OF BENZODIAZEPINE COMPOSITIONS**

*(Title of the Invention)*

the application of which

is attached hereto

**OR**

was filed on (MM/DD/YYYY) **June 13, 2012** as United States Application Number or PCT International

Application Number **13/495,942** and was amended on (MM/DD/YYYY)  (if applicable).

I hereby state that I have reviewed and understand the contents of the above identified application, including the claims, as amended by any amendment specifically referred to above.

I acknowledge the duty to disclose information which is material to patentability as defined in 37 CFR 1.56, including for continuation-in-part applications, material information which became available between the filing date of the prior application and the national or PCT international filing date of the continuation-in-part application.

**Authorization To Permit Access To Application by Participating Offices**

If checked, the undersigned hereby grants the USPTO authority to provide the European Patent Office (EPO), the Japan Patent Office (JPO), the Korean Intellectual Property Office (KIPO), the World Intellectual Property Office (WIPO), and any other intellectual property offices in which a foreign application claiming priority to the above-identified patent application is filed access to the above-identified patent application. See 37 CFR 1.14(c) and (h). This box should not be checked if the applicant does not wish the EPO, JPO, KIPO, WIPO, or other intellectual property office in which a foreign application claiming priority to the above-identified patent application is filed to have access to the above-identified patent application.

In accordance with 37 CFR 1.14(h)(3), access will be provided to a copy of the above-identified patent application with respect to: 1) the above-identified patent application-as-filed; 2) any foreign application to which the above-identified patent application claims priority under 35 U.S.C. 119(a)-(d) if a copy of the foreign application that satisfies the certified copy requirement of 37 CFR 1.55 has been filed in the above-identified patent application; and 3) any U.S. application-as-filed from which benefit is sought in the above-identified patent application.

In accordance with 37 CFR 1.14(c), access may be provided to information concerning the date of filing the Authorization to Permit Access to Application by Participating Offices.

This collection of information is required by 35 U.S.C. 115 and 37 CFR 1.63. The information is required to obtain or retain a benefit by the public which is to file (and by the USPTO to process) an application. Confidentiality is governed by 35 U.S.C. 122 and 37 CFR 1.11 and 1.14. This collection is estimated to take 21 minutes to complete, including gathering, preparing, and submitting the completed application form to the USPTO. Time will vary depending upon the individual case. Any comments on the amount of time you require to complete this form and/or suggestions for reducing this burden, should be sent to the Chief Information Officer, U.S. Patent and Trademark Office, U.S. Department of Commerce, P.O. Box 1450, Alexandria, VA 22313-1450. DO NOT SEND FEES OR COMPLETED FORMS TO THIS ADDRESS. SEND TO: Commissioner for Patents, P.O. Box 1450, Alexandria, VA 22313-1450.

*If you need assistance in completing the form, call 1-800-PTO-9199 and select option 2.*

Under the Paperwork Reduction Act of 1995, no persons are required to respond to a collection of information unless it contains a valid OMB control number.

## DECLARATION — Utility or Design Patent Application

### Claim of Foreign Priority Benefits

I hereby claim foreign priority benefits under 35 U.S.C. 119(a)-(d) or (f), or 365(b) of any foreign application(s) for patent, inventor's or plant breeder's rights certificate(s), or 365(a) of any PCT international application which designated at least one country other than the United States of America, listed below and have also identified below, by checking the box, any foreign application for patent, inventor's or plant breeder's rights certificate(s), or any PCT international application having a filing date before that of the application on which priority is claimed.

Prior Foreign Application Number(s)	Country	Foreign Filing Date (MM/DD/YYYY)	Priority Not Claimed	Certified Copy Attached?	
				Yes	No
			<input type="checkbox"/>	<input type="checkbox"/>	<input type="checkbox"/>
			<input type="checkbox"/>	<input type="checkbox"/>	<input type="checkbox"/>
			<input type="checkbox"/>	<input type="checkbox"/>	<input type="checkbox"/>
			<input type="checkbox"/>	<input type="checkbox"/>	<input type="checkbox"/>

Additional foreign application number(s) are listed on a supplemental priority data sheet PTO/SB/02B attached hereto.

Under the Paperwork Reduction Act of 1995, no persons are required to respond to a collection of information unless it contains a valid OMB control number.

## DECLARATION — Utility or Design Patent Application

Direct all correspondence to:		<input checked="" type="checkbox"/> The address associated with Customer Number:	021971	OR	<input type="checkbox"/> Correspondence address below
Name					
Address					
City			State	Zip	
Country		Telephone		Email	
<b>WARNING:</b>					
<p>Petitioner/applicant is cautioned to avoid submitting personal information in documents filed in a patent application that may contribute to identity theft. Personal information such as social security numbers, bank account numbers, or credit card numbers (other than a check or credit card authorization form PTO-2038 submitted for payment purposes) is never required by the USPTO to support a petition or an application. If this type or personal information is included in documents submitted to the USPTO, petitioners/applicants should consider redacting such personal information from the documents before submitting them to the USPTO. Petitioner/applicant is advised that the record of a patent application is available to the public after publication of the application (unless a non-publication request in compliance with 37 CFR 1.213(a) is made in the application) or issuance of a patent. Furthermore, the record from an abandoned application may also be available to the public if the application is referenced in a published application or an issued patent (see 37 CFR 1.14). Checks and credit card authorization forms PTO-2038 submitted for payment purposes are not retained in the application file and therefore are not publicly available. Petitioner/applicant is advised that documents which form the record of a patent application (such as the PTO/SB/01) are placed into the Privacy Act system of records DEPARTMENT OF COMMERCE, COMMERCE-PAT-7, System name: <i>Patent Application Files</i>. Documents not retained in an application file (such as the PTO-2038) are placed into the Privacy Act system of COMMERCE/PAT-TM-10, System name: <i>Deposit Accounts and Electronic Funds Transfer Profiles</i>.</p> <p>I hereby declare that all statements made herein of my own knowledge are true and that all statements made on information and belief are believed to be true; and further that these statements were made with the knowledge that willful false statements and the like so made are punishable by fine or imprisonment, or both, under 18 U.S.C. 1001 and that such willful false statements may jeopardize the validity of the application or any patent issued thereon.</p>					
<b>NAME OF SOLE OR FIRST INVENTOR:</b>			<input type="checkbox"/> A petition has been filed for this unsigned inventor		
Given Name (first and middle [if any]) <b>Steve</b>			Family Name or Surname <b>Cartt</b>		
Inventor's Signature				Date	
Residence: City <b>San Carlos</b>	State <b>CA</b>	Country <b>US</b>	Citizenship <b>US</b>		
Mailing Address <b>26118 Research Rd.</b>					
City <b>Hayward</b>	State <b>CA</b>	Zip <b>94545</b>	Country <b>US</b>		
<input checked="" type="checkbox"/> Additional inventors or a legal representative are being named on the <u>2</u> supplemental sheet(s) PTO/SB/02A or 02LR attached hereto					

Under the Paperwork Reduction Act of 1995, no persons are required to respond to a collection of information unless it contains a valid OMB control number.

<b>DECLARATION</b>	<b>ADDITIONAL INVENTOR(S) Supplemental Sheet</b>	Page <u>4</u> of <u>5</u>
--------------------	--	---------------------------

<b>Name of Additional Joint Inventor, if any:</b>		<input type="checkbox"/> A petition has been filed for this unsigned inventor	
Given Name (first and middle (if any))		Family Name or Surname	
<b>David</b>		<b>Medeiros</b>	
Inventor's Signature		Date	
Residence: City <b>South San Francisco</b>	State <b>CA</b>	Country <b>US</b>	Citizenship <b>US</b>
Mailing Address <b>212 Crown Circle</b>			
City <b>South San Francisco</b>	State <b>CA</b>	Zip <b>94080</b>	Country <b>US</b>
<b>Name of Additional Joint Inventor, if any:</b>		<input type="checkbox"/> A petition has been filed for this unsigned inventor	
Given Name (first and middle (if any))		Family Name or Surname	
<b>Garry Thomas</b>		<b>Gwozdz</b>	
Inventor's Signature		Date	
Residence: City <b>Jim Thorpe</b>	State <b>PA</b>	Country <b>US</b>	Citizenship <b>US</b>
Mailing Address <b>432 Pine Street</b>			
City <b>Jim Thorpe</b>	State <b>PA</b>	Zip <b>18229</b>	Country <b>US</b>
<b>Name of Additional Joint Inventor, if any:</b>		<input type="checkbox"/> A petition has been filed for this unsigned inventor	
Given Name (first and middle (if any))		Family Name or Surname	
<b>Andrew</b>		<b>Loxley</b>	
Inventor's Signature		Date	
Residence: City <b>Philadelphia</b>	State <b>PA</b>	Country <b>US</b>	Citizenship <b>GB</b>
Mailing Address <b>126 Market Street, #5</b>			
City <b>Philadelphia</b>	State <b>PA</b>	Zip <b>19106</b>	Country <b>US</b>

This collection of information is required by 35 U.S.C. 115 and 37 CFR 1.63. The information is required to obtain or retain a benefit by the public which is to file (and by the USPTO to process) an application. Confidentiality is governed by 35 U.S.C. 122 and 37 CFR 1.11 and 1.14. This collection is estimated to take 21 minutes to complete, including gathering, preparing, and submitting the completed application form to the USPTO. Time will vary depending upon the individual case. Any comments on the amount of time you require to complete this form and/or suggestions for reducing this burden, should be sent to the Chief Information Officer, U.S. Patent and Trademark Office, U.S. Department of Commerce, P.O. Box 1450, Alexandria, VA 22313-1450. DO NOT SEND FEES OR COMPLETED FORMS TO THIS ADDRESS. SEND TO: Commissioner for Patents, P.O. Box 1450, Alexandria, VA 22313-1450.

If you need assistance in completing the form, call 1-800-PTO-9199 and select option 2.

Under the Paperwork Reduction Act of 1995, no persons are required to respond to a collection of information unless it contains a valid OMB control number.

<b>DECLARATION</b>	<b>ADDITIONAL INVENTOR(S) Supplemental Sheet</b>	Page <u>5</u> of <u>5</u>
--------------------	--	---------------------------

Name of Additional Joint Inventor, if any:		<input type="checkbox"/> A petition has been filed for this unsigned inventor			
Given Name (first and middle (if any))		Family Name or Surname			
Mark		Mitchnick			
Inventor's Signature <i>Mark Mitchnick</i>		Date <i>11/8/12</i>			
Residence: City	East Hampton	State	NY	Country	US
Mailing Address 80 Three Mile Harbor Drive					
City	East Hampton	State	NY	Zip	11937
Country		US			
Name of Additional Joint Inventor, if any:		<input type="checkbox"/> A petition has been filed for this unsigned inventor			
Given Name (first and middle (if any))		Family Name or Surname			
David		Hale			
Inventor's Signature		Date			
Residence: City	San Diego	State	CA	Country	US
Mailing Address 9232 Bernardo Lakes Drive					
City	San Diego	State	CA	Zip	92127
Country		US			
Name of Additional Joint Inventor, if any:		<input type="checkbox"/> A petition has been filed for this unsigned inventor			
Given Name (first and middle (if any))		Family Name or Surname			
Edward T.		Maggio			
Inventor's Signature		Date			
Residence: City	San Diego	State	CA	Country	US
Mailing Address 16870 W. Bernardo Drive, Suite 390					
City	San Diego	State	CA	Zip	92127
Country		US			

This collection of information is required by 35 U.S.C. 115 and 37 CFR 1.63. The information is required to obtain or retain a benefit by the public which is to file (and by the USPTO to process) an application. Confidentiality is governed by 35 U.S.C. 122 and 37 CFR 1.11 and 1.14. This collection is estimated to take 21 minutes to complete, including gathering, preparing, and submitting the completed application form to the USPTO. Time will vary depending upon the individual case. Any comments on the amount of time you require to complete this form and/or suggestions for reducing this burden, should be sent to the Chief Information Officer, U.S. Patent and Trademark Office, U.S. Department of Commerce, P.O. Box 1450, Alexandria, VA 22313-1450. DO NOT SEND FEES OR COMPLETED FORMS TO THIS ADDRESS. SEND TO: Commissioner for Patents, P.O. Box 1450, Alexandria, VA 22313-1450.

If you need assistance in completing the form, call 1-800-PTO-9199 and select option 2.



<b>DECLARATION FOR UTILITY OR DESIGN PATENT APPLICATION (37 CFR 1.63)</b> <input type="checkbox"/> Declaration Submitted With Initial Filing <b>OR</b> <input checked="" type="checkbox"/> Declaration Submitted After Initial Filing (surcharge (37 CFR 1.16(f) required))	Attorney Docket Number	35401-716.501
	First Named Inventor	Steve Cartt
	<i>COMPLETE IF KNOWN</i>	
	Application Number	13/495,942
	Filing Date	June 13, 2012
	Art Unit	1629
Examiner Name	Not yet assigned	

**I hereby declare that:** (1) Each inventor's residence, mailing address, and citizenship are as stated below next to their name; and (2) I believe the inventor(s) named below to be the original and first inventor(s) of the subject matter which is claimed and for which a patent is sought on the invention entitled:

**ADMINISTRATION OF BENZODIAZEPINE COMPOSITIONS**

*(Title of the Invention)*

the application of which

is attached hereto

**OR**

was filed on (MM/DD/YYYY) **June 13, 2012** as United States Application Number or PCT International

Application Number **13/495,942** and was amended on (MM/DD/YYYY)  (if applicable).

I hereby state that I have reviewed and understand the contents of the above identified application, including the claims, as amended by any amendment specifically referred to above.

I acknowledge the duty to disclose information which is material to patentability as defined in 37 CFR 1.56, including for continuation-in-part applications, material information which became available between the filing date of the prior application and the national or PCT international filing date of the continuation-in-part application.

**Authorization To Permit Access To Application by Participating Offices**

If checked, the undersigned hereby grants the USPTO authority to provide the European Patent Office (EPO), the Japan Patent Office (JPO), the Korean Intellectual Property Office (KIPO), the World Intellectual Property Office (WIPO), and any other intellectual property offices in which a foreign application claiming priority to the above-identified patent application is filed access to the above-identified patent application. See 37 CFR 1.14(c) and (h). This box should not be checked if the applicant does not wish the EPO, JPO, KIPO, WIPO, or other intellectual property office in which a foreign application claiming priority to the above-identified patent application is filed to have access to the above-identified patent application.

In accordance with 37 CFR 1.14(h)(3), access will be provided to a copy of the above-identified patent application with respect to: 1) the above-identified patent application-as-filed; 2) any foreign application to which the above-identified patent application claims priority under 35 U.S.C. 119(a)-(d) if a copy of the foreign application that satisfies the certified copy requirement of 37 CFR 1.55 has been filed in the above-identified patent application; and 3) any U.S. application-as-filed from which benefit is sought in the above-identified patent application.

In accordance with 37 CFR 1.14(c), access may be provided to information concerning the date of filing the Authorization to Permit Access to Application by Participating Offices.

This collection of information is required by 35 U.S.C. 115 and 37 CFR 1.63. The information is required to obtain or retain a benefit by the public which is to file (and by the USPTO to process) an application. Confidentiality is governed by 35 U.S.C. 122 and 37 CFR 1.11 and 1.14. This collection is estimated to take 21 minutes to complete, including gathering, preparing, and submitting the completed application form to the USPTO. Time will vary depending upon the individual case. Any comments on the amount of time you require to complete this form and/or suggestions for reducing this burden, should be sent to the Chief Information Officer, U.S. Patent and Trademark Office, U.S. Department of Commerce, P.O. Box 1450, Alexandria, VA 22313-1450. **DO NOT SEND FEES OR COMPLETED FORMS TO THIS ADDRESS. SEND TO: Commissioner for Patents, P.O. Box 1450, Alexandria, VA 22313-1450.**

*If you need assistance in completing the form, call 1-800-PTO-9199 and select option 2.*

Under the Paperwork Reduction Act of 1995, no persons are required to respond to a collection of information unless it contains a valid OMB control number.

## DECLARATION — Utility or Design Patent Application

### Claim of Foreign Priority Benefits

I hereby claim foreign priority benefits under 35 U.S.C. 119(a)-(d) or (f), or 365(b) of any foreign application(s) for patent, inventor's or plant breeder's rights certificate(s), or 365(a) of any PCT international application which designated at least one country other than the United States of America, listed below and have also identified below, by checking the box, any foreign application for patent, inventor's or plant breeder's rights certificate(s), or any PCT international application having a filing date before that of the application on which priority is claimed.

Prior Foreign Application Number(s)	Country	Foreign Filing Date (MM/DD/YYYY)	Priority Not Claimed	Certified Copy Attached?	
				Yes	No
			<input type="checkbox"/>	<input type="checkbox"/>	<input type="checkbox"/>
			<input type="checkbox"/>	<input type="checkbox"/>	<input type="checkbox"/>
			<input type="checkbox"/>	<input type="checkbox"/>	<input type="checkbox"/>
			<input type="checkbox"/>	<input type="checkbox"/>	<input type="checkbox"/>

Additional foreign application number(s) are listed on a supplemental priority data sheet PTO/SB/02B attached hereto.

Under the Paperwork Reduction Act of 1995, no persons are required to respond to a collection of information unless it contains a valid OMB control number.

## DECLARATION — Utility or Design Patent Application

Direct all correspondence to:		<input checked="" type="checkbox"/> The address associated with Customer Number:	021971	OR	<input type="checkbox"/> Correspondence address below
Name					
Address					
City			State	Zip	
Country		Telephone		Email	
<b>WARNING:</b>					
<p>Petitioner/applicant is cautioned to avoid submitting personal information in documents filed in a patent application that may contribute to identity theft. Personal information such as social security numbers, bank account numbers, or credit card numbers (other than a check or credit card authorization form PTO-2038 submitted for payment purposes) is never required by the USPTO to support a petition or an application. If this type or personal information is included in documents submitted to the USPTO, petitioners/applicants should consider redacting such personal information from the documents before submitting them to the USPTO. Petitioner/applicant is advised that the record of a patent application is available to the public after publication of the application (unless a non-publication request in compliance with 37 CFR 1.213(a) is made in the application) or issuance of a patent. Furthermore, the record from an abandoned application may also be available to the public if the application is referenced in a published application or an issued patent (see 37 CFR 1.14). Checks and credit card authorization forms PTO-2038 submitted for payment purposes are not retained in the application file and therefore are not publicly available. Petitioner/applicant is advised that documents which form the record of a patent application (such as the PTO/SB/01) are placed into the Privacy Act system of records DEPARTMENT OF COMMERCE, COMMERCE-PAT-7, System name: <i>Patent Application Files</i>. Documents not retained in an application file (such as the PTO-2038) are placed into the Privacy Act system of COMMERCE/PAT-TM-10, System name: <i>Deposit Accounts and Electronic Funds Transfer Profiles</i>.</p> <p>I hereby declare that all statements made herein of my own knowledge are true and that all statements made on information and belief are believed to be true; and further that these statements were made with the knowledge that willful false statements and the like so made are punishable by fine or imprisonment, or both, under 18 U.S.C. 1001 and that such willful false statements may jeopardize the validity of the application or any patent issued thereon.</p>					
<b>NAME OF SOLE OR FIRST INVENTOR:</b>			<input type="checkbox"/> A petition has been filed for this unsigned inventor		
Given Name (first and middle [if any]) <b>Steve</b>			Family Name or Surname <b>Cartt</b>		
Inventor's Signature				Date	
Residence: City <b>San Carlos</b>	State <b>CA</b>	Country <b>US</b>	Citizenship <b>US</b>		
Mailing Address <b>26118 Research Rd.</b>					
City <b>Hayward</b>	State <b>CA</b>	Zip <b>94545</b>	Country <b>US</b>		
<input checked="" type="checkbox"/> Additional inventors or a legal representative are being named on the <u>2</u> supplemental sheet(s) PTO/SB/02A or 02LR attached hereto					

Under the Paperwork Reduction Act of 1995, no persons are required to respond to a collection of information unless it contains a valid OMB control number.

<b>DECLARATION</b>	<b>ADDITIONAL INVENTOR(S) Supplemental Sheet</b>	Page <u>4</u> of <u>5</u>
--------------------	--	---------------------------

<b>Name of Additional Joint Inventor, if any:</b>		<input type="checkbox"/> A petition has been filed for this unsigned inventor	
Given Name (first and middle (if any))		Family Name or Surname	
<b>David</b>		<b>Medeiros</b>	
Inventor's Signature		Date	
Residence: City <b>South San Francisco</b>	State <b>CA</b>	Country <b>US</b>	Citizenship <b>US</b>
Mailing Address <b>212 Crown Circle</b>			
City <b>South San Francisco</b>	State <b>CA</b>	Zip <b>94080</b>	Country <b>US</b>
<b>Name of Additional Joint Inventor, if any:</b>		<input type="checkbox"/> A petition has been filed for this unsigned inventor	
Given Name (first and middle (if any))		Family Name or Surname	
<b>Garry Thomas</b>		<b>Gwozdz</b>	
Inventor's Signature		Date	
Residence: City <b>Jim Thorpe</b>	State <b>PA</b>	Country <b>US</b>	Citizenship <b>US</b>
Mailing Address <b>432 Pine Street</b>			
City <b>Jim Thorpe</b>	State <b>PA</b>	Zip <b>18229</b>	Country <b>US</b>
<b>Name of Additional Joint Inventor, if any:</b>		<input type="checkbox"/> A petition has been filed for this unsigned inventor	
Given Name (first and middle (if any))		Family Name or Surname	
<b>Andrew</b>		<b>Loxley</b>	
Inventor's Signature		Date	
Residence: City <b>Philadelphia</b>	State <b>PA</b>	Country <b>US</b>	Citizenship <b>GB</b>
Mailing Address <b>126 Market Street, #5</b>			
City <b>Philadelphia</b>	State <b>PA</b>	Zip <b>19106</b>	Country <b>US</b>

This collection of information is required by 35 U.S.C. 115 and 37 CFR 1.63. The information is required to obtain or retain a benefit by the public which is to file (and by the USPTO to process) an application. Confidentiality is governed by 35 U.S.C. 122 and 37 CFR 1.11 and 1.14. This collection is estimated to take 21 minutes to complete, including gathering, preparing, and submitting the completed application form to the USPTO. Time will vary depending upon the individual case. Any comments on the amount of time you require to complete this form and/or suggestions for reducing this burden, should be sent to the Chief Information Officer, U.S. Patent and Trademark Office, U.S. Department of Commerce, P.O. Box 1450, Alexandria, VA 22313-1450. DO NOT SEND FEES OR COMPLETED FORMS TO THIS ADDRESS. SEND TO: Commissioner for Patents, P.O. Box 1450, Alexandria, VA 22313-1450.

If you need assistance in completing the form, call 1-800-PTO-9199 and select option 2.


PTO/SB/02A (07-07)

Approved for use through 06/30/2010. OMB 0651-0032

U.S. Patent and Trademark Office, U.S. DEPARTMENT OF COMMERCE

Under the Paperwork Reduction Act of 1995 no persons are required to respond to a collection of information unless it contains a valid OMB control number.

<b>DECLARATION</b>	<b>ADDITIONAL INVENTOR(S)</b> Supplemental Sheet	Page <u>5</u> of <u>5</u>
--------------------	---	---------------------------

Name of Additional Joint Inventor, if any:		<input type="checkbox"/> A petition has been filed for this unsigned inventor	
Given Name (first and middle (if any))		Family Name or Surname	
<b>Mark</b>		<b>Mitchnick</b>	
Inventor's Signature		Date	
Residence: City	<b>East Hampton</b>	State	<b>NY</b>
		Country	<b>US</b>
		Citizenship	<b>US</b>
Mailing Address <b>80 Three Mile Harbor Drive</b>			
City	<b>East Hampton</b>	State	<b>NY</b>
		Zip	<b>11937</b>
		Country	<b>US</b>
Name of Additional Joint Inventor, if any:		<input type="checkbox"/> A petition has been filed for this unsigned inventor	
Given Name (first and middle (if any))		Family Name or Surname	
<b>David</b>		<b>Hale</b>	
Inventor's Signature		Date	
		<b>11/21/2012</b>	
Residence: City	<b>San Diego</b>	State	<b>CA</b>
		Country	<b>US</b>
		Citizenship	<b>US</b>
Mailing Address <b>9232 Bernardo Lakes Drive</b>			
City	<b>San Diego</b>	State	<b>CA</b>
		Zip	<b>92127</b>
		Country	<b>US</b>
Name of Additional Joint Inventor, if any:		<input type="checkbox"/> A petition has been filed for this unsigned inventor	
Given Name (first and middle (if any))		Family Name or Surname	
<b>Edward T.</b>		<b>Maggio</b>	
Inventor's Signature		Date	
Residence: City	<b>San Diego</b>	State	<b>CA</b>
		Country	<b>US</b>
		Citizenship	<b>US</b>
Mailing Address <b>16870 W. Bernardo Drive, Suite 390</b>			
City	<b>San Diego</b>	State	<b>CA</b>
		Zip	<b>92127</b>
		Country	<b>US</b>

This collection of information is required by 35 U.S.C. 115 and 37 CFR 1.63. The information is required to obtain or retain a benefit by the public which is to file (and by the USPTO to process) an application. Confidentiality is governed by 35 U.S.C. 122 and 37 CFR 1.11 and 1.14. This collection is estimated to take 21 minutes to complete, including gathering, preparing, and submitting the completed application form to the USPTO. Time will vary depending upon the individual case. Any comments on the amount of time you require to complete this form and/or suggestions for reducing this burden, should be sent to the Chief Information Officer, U.S. Patent and Trademark Office, U.S. Department of Commerce, P.O. Box 1450, Alexandria, VA 22313-1450. DO NOT SEND FEES OR COMPLETED FORMS TO THIS ADDRESS. SEND TO: Commissioner for Patents, P.O. Box 1450, Alexandria, VA 22313-1450.

[If you need assistance in completing the form, call 1-800-PTO-9199 and select option 2.]

<b>DECLARATION FOR UTILITY OR DESIGN PATENT APPLICATION (37 CFR 1.63)</b> <input type="checkbox"/> Declaration Submitted With Initial Filing <input checked="" type="checkbox"/> Declaration Submitted After Initial Filing (surcharge (37 CFR 1.16(f) required))	Attorney Docket Number	35401-716.501
	First Named Inventor	Steve Cartt
	<i>COMPLETE IF KNOWN</i>	
	Application Number	13/495,942
	Filing Date	June 13, 2012
	Art Unit	1629
	Examiner Name	Not yet assigned

**I hereby declare that:** (1) Each inventor's residence, mailing address, and citizenship are as stated below next to their name; and (2) I believe the inventor(s) named below to be the original and first inventor(s) of the subject matter which is claimed and for which a patent is sought on the invention entitled:

**ADMINISTRATION OF BENZODIAZEPINE COMPOSITIONS**

*(Title of the Invention)*

the application of which

is attached hereto

**OR**

was filed on (MM/DD/YYYY) June 13, 2012 as United States Application Number or PCT International

Application Number 13/495,942 and was amended on (MM/DD/YYYY)  (if applicable).

I hereby state that I have reviewed and understand the contents of the above identified application, including the claims, as amended by any amendment specifically referred to above.

I acknowledge the duty to disclose information which is material to patentability as defined in 37 CFR 1.56, including for continuation-in-part applications, material information which became available between the filing date of the prior application and the national or PCT international filing date of the continuation-in-part application.

**Authorization To Permit Access To Application by Participating Offices**

If checked, the undersigned hereby grants the USPTO authority to provide the European Patent Office (EPO), the Japan Patent Office (JPO), the Korean Intellectual Property Office (KIPO), the World Intellectual Property Office (WIPO), and any other intellectual property offices in which a foreign application claiming priority to the above-identified patent application is filed access to the above-identified patent application. See 37 CFR 1.14(c) and (h). This box should not be checked if the applicant does not wish the EPO, JPO, KIPO, WIPO, or other intellectual property office in which a foreign application claiming priority to the above-identified patent application is filed to have access to the above-identified patent application.

In accordance with 37 CFR 1.14(h)(3), access will be provided to a copy of the above-identified patent application with respect to: 1) the above-identified patent application-as-filed; 2) any foreign application to which the above-identified patent application claims priority under 35 U.S.C. 119(a)-(d) if a copy of the foreign application that satisfies the certified copy requirement of 37 CFR 1.55 has been filed in the above-identified patent application; and 3) any U.S. application-as-filed from which benefit is sought in the above-identified patent application.

In accordance with 37 CFR 1.14(c), access may be provided to information concerning the date of filing the Authorization to Permit Access to Application by Participating Offices.

This collection of information is required by 35 U.S.C. 115 and 37 CFR 1.63. The information is required to obtain or retain a benefit by the public which is to file (and by the USPTO to process) an application. Confidentiality is governed by 35 U.S.C. 122 and 37 CFR 1.11 and 1.14. This collection is estimated to take 21 minutes to complete, including gathering, preparing, and submitting the completed application form to the USPTO. Time will vary depending upon the individual case. Any comments on the amount of time you require to complete this form and/or suggestions for reducing this burden, should be sent to the Chief Information Officer, U.S. Patent and Trademark Office, U.S. Department of Commerce, P.O. Box 1450, Alexandria, VA 22313-1450. DO NOT SEND FEES OR COMPLETED FORMS TO THIS ADDRESS. SEND TO: Commissioner for Patents, P.O. Box 1450, Alexandria, VA 22313-1450.

*If you need assistance in completing the form, call 1-800-PTO-9199 and select option 2.*

Under the Paperwork Reduction Act of 1995, no persons are required to respond to a collection of information unless it contains a valid OMB control number.

## DECLARATION — Utility or Design Patent Application

### Claim of Foreign Priority Benefits

I hereby claim foreign priority benefits under 35 U.S.C. 119(a)-(d) or (f), or 365(b) of any foreign application(s) for patent, inventor's or plant breeder's rights certificate(s), or 365(a) of any PCT international application which designated at least one country other than the United States of America, listed below and have also identified below, by checking the box, any foreign application for patent, inventor's or plant breeder's rights certificate(s), or any PCT international application having a filing date before that of the application on which priority is claimed.

Prior Foreign Application Number(s)	Country	Foreign Filing Date (MM/DD/YYYY)	Priority Not Claimed	Certified Copy Attached?	
				Yes	No
			<input type="checkbox"/>	<input type="checkbox"/>	<input type="checkbox"/>
			<input type="checkbox"/>	<input type="checkbox"/>	<input type="checkbox"/>
			<input type="checkbox"/>	<input type="checkbox"/>	<input type="checkbox"/>
			<input type="checkbox"/>	<input type="checkbox"/>	<input type="checkbox"/>

Additional foreign application number(s) are listed on a supplemental priority data sheet PTO/SB/02B attached hereto.

Under the Paperwork Reduction Act of 1995, no persons are required to respond to a collection of information unless it contains a valid OMB control number.

## DECLARATION — Utility or Design Patent Application

Direct all correspondence to:		<input checked="" type="checkbox"/> The address associated with Customer Number:	021971	OR	<input type="checkbox"/> Correspondence address below
Name					
Address					
City			State	Zip	
Country		Telephone		Email	
<b>WARNING:</b>					
<p>Petitioner/applicant is cautioned to avoid submitting personal information in documents filed in a patent application that may contribute to identity theft. Personal information such as social security numbers, bank account numbers, or credit card numbers (other than a check or credit card authorization form PTO-2038 submitted for payment purposes) is never required by the USPTO to support a petition or an application. If this type or personal information is included in documents submitted to the USPTO, petitioners/applicants should consider redacting such personal information from the documents before submitting them to the USPTO. Petitioner/applicant is advised that the record of a patent application is available to the public after publication of the application (unless a non-publication request in compliance with 37 CFR 1.213(a) is made in the application) or issuance of a patent. Furthermore, the record from an abandoned application may also be available to the public if the application is referenced in a published application or an issued patent (see 37 CFR 1.14). Checks and credit card authorization forms PTO-2038 submitted for payment purposes are not retained in the application file and therefore are not publicly available. Petitioner/applicant is advised that documents which form the record of a patent application (such as the PTO/SB/01) are placed into the Privacy Act system of records DEPARTMENT OF COMMERCE, COMMERCE-PAT-7, System name: <i>Patent Application Files</i>. Documents not retained in an application file (such as the PTO-2038) are placed into the Privacy Act system of COMMERCE/PAT-TM-10, System name: <i>Deposit Accounts and Electronic Funds Transfer Profiles</i>.</p> <p>I hereby declare that all statements made herein of my own knowledge are true and that all statements made on information and belief are believed to be true; and further that these statements were made with the knowledge that willful false statements and the like so made are punishable by fine or imprisonment, or both, under 18 U.S.C. 1001 and that such willful false statements may jeopardize the validity of the application or any patent issued thereon.</p>					
<b>NAME OF SOLE OR FIRST INVENTOR:</b>			<input type="checkbox"/> A petition has been filed for this unsigned inventor		
Given Name (first and middle [if any]) <b>Steve</b>			Family Name or Surname <b>Cartt</b>		
Inventor's Signature				Date	
Residence: City <b>San Carlos</b>	State <b>CA</b>	Country <b>US</b>	Citizenship <b>US</b>		
Mailing Address <b>26118 Research Rd.</b>					
City <b>Hayward</b>	State <b>CA</b>	Zip <b>94545</b>	Country <b>US</b>		
<input checked="" type="checkbox"/> Additional inventors or a legal representative are being named on the <u>2</u> supplemental sheet(s) PTO/SB/02A or 02LR attached hereto					



Under the Paperwork Reduction Act of 1995, no persons are required to respond to a collection of information unless it contains a valid OMB control number.

<b>DECLARATION</b>	<b>ADDITIONAL INVENTOR(S) Supplemental Sheet</b>
Page <u>4</u> of <u>5</u>	

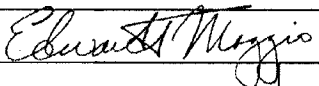
<b>Name of Additional Joint Inventor, if any:</b>		<input type="checkbox"/> A petition has been filed for this unsigned inventor	
Given Name (first and middle (if any))		Family Name or Surname	
<b>David</b>		<b>Medeiros</b>	
Inventor's Signature		Date	
Residence: City <b>South San Francisco</b>	State <b>CA</b>	Country <b>US</b>	Citizenship <b>US</b>
Mailing Address <b>212 Crown Circle</b>			
City <b>South San Francisco</b>	State <b>CA</b>	Zip <b>94080</b>	Country <b>US</b>
<b>Name of Additional Joint Inventor, if any:</b>		<input type="checkbox"/> A petition has been filed for this unsigned inventor	
Given Name (first and middle (if any))		Family Name or Surname	
<b>Garry Thomas</b>		<b>Gwozdz</b>	
Inventor's Signature		Date	
Residence: City <b>Jim Thorpe</b>	State <b>PA</b>	Country <b>US</b>	Citizenship <b>US</b>
Mailing Address <b>432 Pine Street</b>			
City <b>Jim Thorpe</b>	State <b>PA</b>	Zip <b>18229</b>	Country <b>US</b>
<b>Name of Additional Joint Inventor, if any:</b>		<input type="checkbox"/> A petition has been filed for this unsigned inventor	
Given Name (first and middle (if any))		Family Name or Surname	
<b>Andrew</b>		<b>Loxley</b>	
Inventor's Signature		Date	
Residence: City <b>Philadelphia</b>	State <b>PA</b>	Country <b>US</b>	Citizenship <b>GB</b>
Mailing Address <b>126 Market Street, #5</b>			
City <b>Philadelphia</b>	State <b>PA</b>	Zip <b>19106</b>	Country <b>US</b>

This collection of information is required by 35 U.S.C. 115 and 37 CFR 1.63. The information is required to obtain or retain a benefit by the public which is to file (and by the USPTO to process) an application. Confidentiality is governed by 35 U.S.C. 122 and 37 CFR 1.11 and 1.14. This collection is estimated to take 21 minutes to complete, including gathering, preparing, and submitting the completed application form to the USPTO. Time will vary depending upon the individual case. Any comments on the amount of time you require to complete this form and/or suggestions for reducing this burden, should be sent to the Chief Information Officer, U.S. Patent and Trademark Office, U.S. Department of Commerce, P.O. Box 1450, Alexandria, VA 22313-1450. DO NOT SEND FEES OR COMPLETED FORMS TO THIS ADDRESS. SEND TO: Commissioner for Patents, P.O. Box 1450, Alexandria, VA 22313-1450.

If you need assistance in completing the form, call 1-800-PTO-9199 and select option 2.

Under the Paperwork Reduction Act of 1995, no persons are required to respond to a collection of information unless it contains a valid OMB control number.

<b>DECLARATION</b>	<b>ADDITIONAL INVENTOR(S)</b> Supplemental Sheet
Page <u>5</u> of <u>5</u>	

<b>Name of Additional Joint Inventor, if any:</b>		<input type="checkbox"/> A petition has been filed for this unsigned inventor	
Given Name (first and middle (if any))		Family Name or Surname	
<b>Mark</b>		<b>Mitchnick</b>	
Inventor's Signature			Date
Residence: City	<b>East Hampton</b>	State	<b>NY</b>
		Country	<b>US</b>
Citizenship			
<b>US</b>			
Mailing Address			
<b>80 Three Mile Harbor Drive</b>			
City	<b>East Hampton</b>	State	<b>NY</b>
		Zip	<b>11937</b>
		Country	<b>US</b>
<b>Name of Additional Joint Inventor, if any:</b>		<input type="checkbox"/> A petition has been filed for this unsigned inventor	
Given Name (first and middle (if any))		Family Name or Surname	
<b>David</b>		<b>Hale</b>	
Inventor's Signature			Date
Residence: City	<b>San Diego</b>	State	<b>CA</b>
		Country	<b>US</b>
Citizenship			
<b>US</b>			
Mailing Address			
<b>9232 Bernardo Lakes Drive</b>			
City	<b>San Diego</b>	State	<b>CA</b>
		Zip	<b>92127</b>
		Country	<b>US</b>
<b>Name of Additional Joint Inventor, if any:</b>		<input type="checkbox"/> A petition has been filed for this unsigned inventor	
Given Name (first and middle (if any))		Family Name or Surname	
<b>Edward T.</b>		<b>Maggio</b>	
Inventor's Signature			Date
			<b>31 Oct. 2012</b>
Residence: City	<b>San Diego</b>	State	<b>CA</b>
		Country	<b>US</b>
Citizenship			
<b>US</b>			
Mailing Address			
<b>16870 W. Bernardo Drive, Suite 390</b>			
City	<b>San Diego</b>	State	<b>CA</b>
		Zip	<b>92127</b>
		Country	<b>US</b>

This collection of information is required by 35 U.S.C. 115 and 37 CFR 1.63. The information is required to obtain or retain a benefit by the public which is to file (and by the USPTO to process) an application. Confidentiality is governed by 35 U.S.C. 122 and 37 CFR 1.11 and 1.14. This collection is estimated to take 21 minutes to complete, including gathering, preparing, and submitting the completed application form to the USPTO. Time will vary depending upon the individual case. Any comments on the amount of time you require to complete this form and/or suggestions for reducing this burden, should be sent to the Chief Information Officer, U.S. Patent and Trademark Office, U.S. Department of Commerce, P.O. Box 1450, Alexandria, VA 22313-1450. DO NOT SEND FEES OR COMPLETED FORMS TO THIS ADDRESS. SEND TO: Commissioner for Patents, P.O. Box 1450, Alexandria, VA 22313-1450.

If you need assistance in completing the form, call 1-800-PTO-9199 and select option 2.

## Electronic Patent Application Fee Transmittal

<b>Application Number:</b>	13495942
<b>Filing Date:</b>	13-Jun-2012
<b>Title of Invention:</b>	ADMINISTRATION OF BENZODIAZEPINE COMPOSITIONS
<b>First Named Inventor/Applicant Name:</b>	Steve Cartt
<b>Filer:</b>	Matthew Virgil Grumbling/Linda Anders
<b>Attorney Docket Number:</b>	35401-716.501

Filed as Small Entity

### Utility under 35 USC 111(a) Filing Fees

Description	Fee Code	Quantity	Amount	Sub-Total in USD(\$)
<b>Basic Filing:</b>				
Utility filing Fee (Electronic filing)	4011	1	98	98
Utility Search Fee	2111	1	310	310
Utility Examination Fee	2311	1	125	125

### Pages:

### Claims:

Claims in excess of 20	2202	45	31	1395
------------------------	------	----	----	------

### Miscellaneous-Filing:

Late filing fee for oath or declaration	2051	1	65	65
---	------	---	----	----

Description	Fee Code	Quantity	Amount	Sub-Total in USD(\$)
<b>Petition:</b>				
<b>Patent-Appeals-and-Interference:</b>				
<b>Post-Allowance-and-Post-Issuance:</b>				
<b>Extension-of-Time:</b>				
Extension - 3 months with \$0 paid	2253	1	645	645
<b>Miscellaneous:</b>				
<b>Total in USD (\$)</b>				<b>2638</b>

## Electronic Acknowledgement Receipt

<b>EFS ID:</b>	14307435
<b>Application Number:</b>	13495942
<b>International Application Number:</b>	
<b>Confirmation Number:</b>	7399
<b>Title of Invention:</b>	ADMINISTRATION OF BENZODIAZEPINE COMPOSITIONS
<b>First Named Inventor/Applicant Name:</b>	Steve Cartt
<b>Customer Number:</b>	21971
<b>Filer:</b>	Matthew Virgil Grumbling/Linda Anders
<b>Filer Authorized By:</b>	Matthew Virgil Grumbling
<b>Attorney Docket Number:</b>	35401-716.501
<b>Receipt Date:</b>	26-NOV-2012
<b>Filing Date:</b>	13-JUN-2012
<b>Time Stamp:</b>	16:59:09
<b>Application Type:</b>	Utility under 35 USC 111(a)

### Payment information:

Submitted with Payment	yes
Payment Type	Deposit Account
Payment was successfully received in RAM	\$2638
RAM confirmation Number	4362
Deposit Account	232415
Authorized User	

The Director of the USPTO is hereby authorized to charge indicated fees and credit any overpayment as follows:

Charge any Additional Fees required under 37 C.F.R. Section 1.21 (Miscellaneous fees and charges)

<b>File Listing:</b>					
<b>Document Number</b>	<b>Document Description</b>	<b>File Name</b>	<b>File Size(Bytes)/ Message Digest</b>	<b>Multi Part /.zip</b>	<b>Pages (if appl.)</b>
1		35401-716-501-declaration.pdf	2453026 <small>3bf376747c5e41a00d9627c628b23b622091cb87</small>	yes	45
<b>Multipart Description/PDF files in .zip description</b>					
<b>Document Description</b>			<b>Start</b>	<b>End</b>	
Preliminary Amendment			1	1	
Amendment Copy Claims/Response to Suggested Claims			2	9	
Applicant Arguments/Remarks Made in an Amendment			10	10	
Oath or Declaration filed			11	45	
<b>Warnings:</b>					
<b>Information:</b>					
2	Fee Worksheet (SB06)	fee-info.pdf	40614 <small>9afb91bf28533fe49963b8f34719be7d454142b8</small>	no	2
<b>Warnings:</b>					
<b>Information:</b>					
<b>Total Files Size (in bytes):</b>			2493640		
<p><b>This Acknowledgement Receipt evidences receipt on the noted date by the USPTO of the indicated documents, characterized by the applicant, and including page counts, where applicable. It serves as evidence of receipt similar to a Post Card, as described in MPEP 503.</b></p> <p><b><u>New Applications Under 35 U.S.C. 111</u></b>  If a new application is being filed and the application includes the necessary components for a filing date (see 37 CFR 1.53(b)-(d) and MPEP 506), a Filing Receipt (37 CFR 1.54) will be issued in due course and the date shown on this Acknowledgement Receipt will establish the filing date of the application.</p> <p><b><u>National Stage of an International Application under 35 U.S.C. 371</u></b>  If a timely submission to enter the national stage of an international application is compliant with the conditions of 35 U.S.C. 371 and other applicable requirements a Form PCT/DO/EO/903 indicating acceptance of the application as a national stage submission under 35 U.S.C. 371 will be issued in addition to the Filing Receipt, in due course.</p> <p><b><u>New International Application Filed with the USPTO as a Receiving Office</u></b>  If a new international application is being filed and the international application includes the necessary components for an international filing date (see PCT Article 11 and MPEP 1810), a Notification of the International Application Number and of the International Filing Date (Form PCT/RO/105) will be issued in due course, subject to prescriptions concerning national security, and the date shown on this Acknowledgement Receipt will establish the international filing date of the application.</p>					

Under the Paperwork Reduction Act of 1995, no persons are required to respond to a collection of information unless it displays a valid OMB control number.

<b>PATENT APPLICATION FEE DETERMINATION RECORD</b> Substitute for Form PTO-875	Application or Docket Number <b>13/495,942</b>	Filing Date <b>06/13/2012</b>	<input type="checkbox"/> To be Mailed
---	---	----------------------------------	---------------------------------------

APPLICATION AS FILED – PART I			OTHER THAN SMALL ENTITY			
	(Column 1)	(Column 2)	SMALL ENTITY <input checked="" type="checkbox"/>	OR		
FOR	NUMBER FILED	NUMBER EXTRA	RATE (\$)	FEE (\$)	RATE (\$)	FEE (\$)
<input type="checkbox"/> BASIC FEE <small>(37 CFR 1.16(a), (b), or (c))</small>	N/A	N/A	N/A		N/A	
<input type="checkbox"/> SEARCH FEE <small>(37 CFR 1.16(k), (j), or (m))</small>	N/A	N/A	N/A		N/A	
<input type="checkbox"/> EXAMINATION FEE <small>(37 CFR 1.16(o), (p), or (q))</small>	N/A	N/A	N/A		N/A	
TOTAL CLAIMS <small>(37 CFR 1.16(j))</small>	minus 20 =	*	X \$ =	OR	X \$ =	
INDEPENDENT CLAIMS <small>(37 CFR 1.16(h))</small>	minus 3 =	*	X \$ =		X \$ =	
<input type="checkbox"/> APPLICATION SIZE FEE <small>(37 CFR 1.16(s))</small>	If the specification and drawings exceed 100 sheets of paper, the application size fee due is \$250 (\$125 for small entity) for each additional 50 sheets or fraction thereof. See 35 U.S.C. 41(a)(1)(G) and 37 CFR 1.16(s).					
<input type="checkbox"/> MULTIPLE DEPENDENT CLAIM PRESENT <small>(37 CFR 1.16(j))</small>						
* If the difference in column 1 is less than zero, enter "0" in column 2.			TOTAL		TOTAL	

APPLICATION AS AMENDED – PART II					OTHER THAN SMALL ENTITY			
	(Column 1)	(Column 2)	(Column 3)					
AMENDMENT	<b>11/26/2012</b>	CLAIMS REMAINING AFTER AMENDMENT	HIGHEST NUMBER PREVIOUSLY PAID FOR	PRESENT EXTRA	RATE (\$)	ADDITIONAL FEE (\$)	RATE (\$)	ADDITIONAL FEE (\$)
	Total <small>(37 CFR 1.16(i))</small>	* 65	Minus ** 65	= 0	X \$31 =	0	OR	X \$ =
	Independent <small>(37 CFR 1.16(h))</small>	* 2	Minus *** 3	= 0	X \$125 =	0	OR	X \$ =
	<input type="checkbox"/> Application Size Fee <small>(37 CFR 1.16(s))</small>						OR	
	<input type="checkbox"/> FIRST PRESENTATION OF MULTIPLE DEPENDENT CLAIM <small>(37 CFR 1.16(j))</small>						OR	
					TOTAL ADD'L FEE	<b>0</b>	OR	TOTAL ADD'L FEE

	(Column 1)	(Column 2)	(Column 3)					
AMENDMENT		CLAIMS REMAINING AFTER AMENDMENT	HIGHEST NUMBER PREVIOUSLY PAID FOR	PRESENT EXTRA	RATE (\$)	ADDITIONAL FEE (\$)	RATE (\$)	ADDITIONAL FEE (\$)
	Total <small>(37 CFR 1.16(i))</small>	*	Minus **	=	X \$ =		OR	X \$ =
	Independent <small>(37 CFR 1.16(h))</small>	*	Minus ***	=	X \$ =		OR	X \$ =
	<input type="checkbox"/> Application Size Fee <small>(37 CFR 1.16(s))</small>						OR	
	<input type="checkbox"/> FIRST PRESENTATION OF MULTIPLE DEPENDENT CLAIM <small>(37 CFR 1.16(j))</small>						OR	
					TOTAL ADD'L FEE		OR	TOTAL ADD'L FEE

\* If the entry in column 1 is less than the entry in column 2, write "0" in column 3.  
 \*\* If the "Highest Number Previously Paid For" IN THIS SPACE is less than 20, enter "20".  
 \*\*\* If the "Highest Number Previously Paid For" IN THIS SPACE is less than 3, enter "3".  
 The "Highest Number Previously Paid For" (Total or Independent) is the highest number found in the appropriate box in column 1.

Legal Instrument Examiner:  
 /MARGARET BYARS/

This collection of information is required by 37 CFR 1.16. The information is required to obtain or retain a benefit by the public which is to file (and by the USPTO to process) an application. Confidentiality is governed by 35 U.S.C. 122 and 37 CFR 1.14. This collection is estimated to take 12 minutes to complete, including gathering, preparing, and submitting the completed application form to the USPTO. Time will vary depending upon the individual case. Any comments on the amount of time you require to complete this form and/or suggestions for reducing this burden, should be sent to the Chief Information Officer, U.S. Patent and Trademark Office, U.S. Department of Commerce, P.O. Box 1450, Alexandria, VA 22313-1450. DO NOT SEND FEES OR COMPLETED FORMS TO THIS ADDRESS. **SEND TO: Commissioner for Patents, P.O. Box 1450, Alexandria, VA 22313-1450.**

If you need assistance in completing the form, call 1-800-PTO-9199 and select option 2.

**PATENT APPLICATION FEE DETERMINATION RECORD**

Substitute for Form PTO-875

Application or Docket Number  
13/495,942

**APPLICATION AS FILED - PART I**

(Column 1) (Column 2)

FOR	NUMBER FILED	NUMBER EXTRA
BASIC FEE (37 CFR 1.16(a), (b), or (c))	N/A	N/A
SEARCH FEE (37 CFR 1.16(k), (l), or (m))	N/A	N/A
EXAMINATION FEE (37 CFR 1.16(o), (p), or (q))	N/A	N/A
TOTAL CLAIMS (37 CFR 1.16(j))	65 minus 20 = *	45
INDEPENDENT CLAIMS (37 CFR 1.16(h))	2 minus 3 = *	
APPLICATION SIZE FEE (37 CFR 1.16(s))	If the specification and drawings exceed 100 sheets of paper, the application size fee due is \$310 (\$155 for small entity) for each additional 50 sheets or fraction thereof. See 35 U.S.C. 41(a)(1)(G) and 37 CFR 1.16(s).	
MULTIPLE DEPENDENT CLAIM PRESENT (37 CFR 1.16(j))		

\* If the difference in column 1 is less than zero, enter "0" in column 2.

**SMALL ENTITY**

RATE(\$)	FEE(\$)
N/A	98
N/A	310
N/A	125
x 31 =	1395
x 125 =	0.00
	0.00
TOTAL	1928

**OR OTHER THAN SMALL ENTITY**

RATE(\$)	FEE(\$)
N/A	
N/A	
N/A	
TOTAL	

**APPLICATION AS AMENDED - PART II**

(Column 1) (Column 2) (Column 3)

AMENDMENT A		CLAIMS REMAINING AFTER AMENDMENT		HIGHEST NUMBER PREVIOUSLY PAID FOR	PRESENT EXTRA
	Total (37 CFR 1.16(i))	*	Minus	**	=
	Independent (37 CFR 1.16(h))	*	Minus	***	=
	Application Size Fee (37 CFR 1.16(s))				
FIRST PRESENTATION OF MULTIPLE DEPENDENT CLAIM (37 CFR 1.16(j))					

**SMALL ENTITY**

RATE(\$)	ADDITIONAL FEE(\$)
x =	
x =	
TOTAL ADD'L FEE	

**OR OTHER THAN SMALL ENTITY**

RATE(\$)	ADDITIONAL FEE(\$)
x =	
x =	
TOTAL ADD'L FEE	

(Column 1) (Column 2) (Column 3)

AMENDMENT B		CLAIMS REMAINING AFTER AMENDMENT		HIGHEST NUMBER PREVIOUSLY PAID FOR	PRESENT EXTRA
	Total (37 CFR 1.16(i))	*	Minus	**	=
	Independent (37 CFR 1.16(h))	*	Minus	***	=
	Application Size Fee (37 CFR 1.16(s))				
FIRST PRESENTATION OF MULTIPLE DEPENDENT CLAIM (37 CFR 1.16(j))					

**SMALL ENTITY**

RATE(\$)	ADDITIONAL FEE(\$)
x =	
x =	
TOTAL ADD'L FEE	

**OR OTHER THAN SMALL ENTITY**

RATE(\$)	ADDITIONAL FEE(\$)
x =	
x =	
TOTAL ADD'L FEE	

\* If the entry in column 1 is less than the entry in column 2, write "0" in column 3.

\*\* If the "Highest Number Previously Paid For" IN THIS SPACE is less than 20, enter "20".

\*\*\* If the "Highest Number Previously Paid For" IN THIS SPACE is less than 3, enter "3".

The "Highest Number Previously Paid For" (Total or Independent) is the highest found in the appropriate box in column 1.





UNITED STATES PATENT AND TRADEMARK OFFICE

UNITED STATES DEPARTMENT OF COMMERCE
United States Patent and Trademark Office
Address: COMMISSIONER FOR PATENTS
P.O. Box 1450
Alexandria, Virginia 22313-1450
www.uspto.gov

Table with 7 columns: APPLICATION NUMBER, FILING or 371(c) DATE, GRP ART UNIT, FIL FEE REC'D, ATTY.DOCKET.NO, TOT CLAIMS, IND CLAIMS. Row 1: 13/495,942, 06/13/2012, 1629, 1993, 35401-716.501, 65, 2

CONFIRMATION NO. 7399

UPDATED FILING RECEIPT

21971
WILSON, SONSINI, GOODRICH & ROSATI
650 PAGE MILL ROAD
PALO ALTO, CA 94304-1050



Date Mailed: 12/04/2012

Receipt is acknowledged of this non-provisional patent application. The application will be taken up for examination in due course. Applicant will be notified as to the results of the examination. Any correspondence concerning the application must include the following identification information: the U.S. APPLICATION NUMBER, FILING DATE, NAME OF APPLICANT, and TITLE OF INVENTION. Fees transmitted by check or draft are subject to collection. Please verify the accuracy of the data presented on this receipt. If an error is noted on this Filing Receipt, please submit a written request for a Filing Receipt Correction. Please provide a copy of this Filing Receipt with the changes noted thereon. If you received a "Notice to File Missing Parts" for this application, please submit any corrections to this Filing Receipt with your reply to the Notice. When the USPTO processes the reply to the Notice, the USPTO will generate another Filing Receipt incorporating the requested corrections

Inventor(s)

Steve Cartt, San Carlos, CA;
David Medeiros, South San Francisco, CA;
Garry Thomas Gwozdz, Jim Thorpe, PA;
Andrew Loxley, Philadelphia, PA;
Mark Mitchnick, East Hampton, NY;
David Hale, San Diego, CA;
Edward T. Maggio, San Diego, CA;

Applicant(s)

Steve Cartt, San Carlos, CA;
David Medeiros, South San Francisco, CA;
Garry Thomas Gwozdz, Jim Thorpe, PA;
Andrew Loxley, Philadelphia, PA;
Mark Mitchnick, East Hampton, NY;
David Hale, San Diego, CA;
Edward T. Maggio, San Diego, CA;

Assignment For Published Patent Application

Hale BioPharma Ventures, LLC

Power of Attorney: None

Domestic Priority data as claimed by applicant

This application is a CIP of 12/413,439 03/27/2009
and claims benefit of 61/497,017 06/14/2011
and claims benefit of 61/570,110 12/13/2011

**Foreign Applications** for which priority is claimed (You may be eligible to benefit from the **Patent Prosecution Highway** program at the USPTO. Please see <http://www.uspto.gov> for more information.) - None.

*Foreign application information must be provided in an Application Data Sheet in order to constitute a claim to foreign priority. See 37 CFR 1.55 and 1.76.*

Permission to Access - A proper **Authorization to Permit Access to Application by Participating Offices** (PTO/SB/39 or its equivalent) has been received by the USPTO.

**If Required, Foreign Filing License Granted:** 06/21/2012

The country code and number of your priority application, to be used for filing abroad under the Paris Convention, is **US 13/495,942**

**Projected Publication Date:** 03/14/2013

**Non-Publication Request:** No

**Early Publication Request:** No

**\*\* SMALL ENTITY \*\***

**Title**

ADMINISTRATION OF BENZODIAZEPINE COMPOSITIONS

**Preliminary Class**

514

## **PROTECTING YOUR INVENTION OUTSIDE THE UNITED STATES**

Since the rights granted by a U.S. patent extend only throughout the territory of the United States and have no effect in a foreign country, an inventor who wishes patent protection in another country must apply for a patent in a specific country or in regional patent offices. Applicants may wish to consider the filing of an international application under the Patent Cooperation Treaty (PCT). An international (PCT) application generally has the same effect as a regular national patent application in each PCT-member country. The PCT process **simplifies** the filing of patent applications on the same invention in member countries, but **does not result** in a grant of "an international patent" and does not eliminate the need of applicants to file additional documents and fees in countries where patent protection is desired.

Almost every country has its own patent law, and a person desiring a patent in a particular country must make an application for patent in that country in accordance with its particular laws. Since the laws of many countries differ in various respects from the patent law of the United States, applicants are advised to seek guidance from specific foreign countries to ensure that patent rights are not lost prematurely.

Applicants also are advised that in the case of inventions made in the United States, the Director of the USPTO must issue a license before applicants can apply for a patent in a foreign country. The filing of a U.S. patent application serves as a request for a foreign filing license. The application's filing receipt contains further information and guidance as to the status of applicant's license for foreign filing.

Applicants may wish to consult the USPTO booklet, "General Information Concerning Patents" (specifically, the section entitled "Treaties and Foreign Patents") for more information on timeframes and deadlines for filing foreign patent applications. The guide is available either by contacting the USPTO Contact Center at 800-786-9199, or it can be viewed on the USPTO website at <http://www.uspto.gov/web/offices/pac/doc/general/index.html>.

For information on preventing theft of your intellectual property (patents, trademarks and copyrights), you may wish to consult the U.S. Government website, <http://www.stopfakes.gov>. Part of a Department of Commerce initiative, this website includes self-help "toolkits" giving innovators guidance on how to protect intellectual property in specific countries such as China, Korea and Mexico. For questions regarding patent enforcement issues, applicants may call the U.S. Government hotline at 1-866-999-HALT (1-866-999-4158).

## **LICENSE FOR FOREIGN FILING UNDER**

### **Title 35, United States Code, Section 184**

### **Title 37, Code of Federal Regulations, 5.11 & 5.15**

#### **GRANTED**

The applicant has been granted a license under 35 U.S.C. 184, if the phrase "IF REQUIRED, FOREIGN FILING LICENSE GRANTED" followed by a date appears on this form. Such licenses are issued in all applications where the conditions for issuance of a license have been met, regardless of whether or not a license may be required as set forth in 37 CFR 5.15. The scope and limitations of this license are set forth in 37 CFR 5.15(a) unless an earlier license has been issued under 37 CFR 5.15(b). The license is subject to revocation upon written notification. The date indicated is the effective date of the license, unless an earlier license of similar scope has been granted under 37 CFR 5.13 or 5.14.

This license is to be retained by the licensee and may be used at any time on or after the effective date thereof unless it is revoked. This license is automatically transferred to any related applications(s) filed under 37 CFR 1.53(d). This license is not retroactive.

The grant of a license does not in any way lessen the responsibility of a licensee for the security of the subject matter as imposed by any Government contract or the provisions of existing laws relating to espionage and the national security or the export of technical data. Licensees should apprise themselves of current regulations especially with respect to certain countries, of other agencies, particularly the Office of Defense Trade Controls, Department of State (with respect to Arms, Munitions and Implements of War (22 CFR 121-128)); the Bureau of Industry and Security, Department of Commerce (15 CFR parts 730-774); the Office of Foreign Assets Control, Department of Treasury (31 CFR Parts 500+) and the Department of Energy.

#### **NOT GRANTED**

No license under 35 U.S.C. 184 has been granted at this time, if the phrase "IF REQUIRED, FOREIGN FILING LICENSE GRANTED" DOES NOT appear on this form. Applicant may still petition for a license under 37 CFR 5.12, if a license is desired before the expiration of 6 months from the filing date of the application. If 6 months has lapsed from the filing date of this application and the licensee has not received any indication of a secrecy order under 35 U.S.C. 181, the licensee may foreign file the application pursuant to 37 CFR 5.15(b).

---

### ***SelectUSA***

The United States represents the largest, most dynamic marketplace in the world and is an unparalleled location for business investment, innovation and commercialization of new technologies. The USA offers tremendous resources and advantages for those who invest and manufacture goods here. Through SelectUSA, our nation works to encourage, facilitate, and accelerate business investment. To learn more about why the USA is the best country in the world to develop technology, manufacture products, and grow your business, visit [SelectUSA.gov](http://SelectUSA.gov).



UNITED STATES PATENT AND TRADEMARK OFFICE

UNITED STATES DEPARTMENT OF COMMERCE
United States Patent and Trademark Office
Address: COMMISSIONER FOR PATENTS
P.O. Box 1450
Alexandria, Virginia 22313-1450
www.uspto.gov

Table with 4 columns: APPLICATION NUMBER (13/495,942), FILING OR 371(C) DATE (06/13/2012), FIRST NAMED APPLICANT (Steve Cartt), ATTY. DOCKET NO./TITLE (35401-716.501)

CONFIRMATION NO. 7399

PUBLICATION NOTICE

21971
WILSON, SONSINI, GOODRICH & ROSATI
650 PAGE MILL ROAD
PALO ALTO, CA 94304-1050



Title:ADMINISTRATION OF BENZODIAZEPINE COMPOSITIONS

Publication No.US-2013-0065886-A1
Publication Date:03/14/2013

NOTICE OF PUBLICATION OF APPLICATION

The above-identified application will be electronically published as a patent application publication pursuant to 37 CFR 1.211, et seq. The patent application publication number and publication date are set forth above.

The publication may be accessed through the USPTO's publically available Searchable Databases via the Internet at www.uspto.gov. The direct link to access the publication is currently http://www.uspto.gov/patft/.

The publication process established by the Office does not provide for mailing a copy of the publication to applicant. A copy of the publication may be obtained from the Office upon payment of the appropriate fee set forth in 37 CFR 1.19(a)(1). Orders for copies of patent application publications are handled by the USPTO's Office of Public Records. The Office of Public Records can be reached by telephone at (703) 308-9726 or (800) 972-6382, by facsimile at (703) 305-8759, by mail addressed to the United States Patent and Trademark Office, Office of Public Records, Alexandria, VA 22313-1450 or via the Internet.

In addition, information on the status of the application, including the mailing date of Office actions and the dates of receipt of correspondence filed in the Office, may also be accessed via the Internet through the Patent Electronic Business Center at www.uspto.gov using the public side of the Patent Application Information and Retrieval (PAIR) system. The direct link to access this status information is currently http://pair.uspto.gov/. Prior to publication, such status information is confidential and may only be obtained by applicant using the private side of PAIR.

Further assistance in electronically accessing the publication, or about PAIR, is available by calling the Patent Electronic Business Center at 1-866-217-9197.

Office of Data Management, Application Assistance Unit (571) 272-4000, or (571) 272-4200, or 1-888-786-0101

Under the Paperwork Reduction Act of 1995, no persons required to respond to a collection of information unless it contains a valid OMB control number.

Substitute for form 1449/PTO <b>INFORMATION DISCLOSURE          STATEMENT BY APPLICANT</b> <i>(Use as many sheets as necessary)</i>			<b>Complete if Known</b>		
			Application Number	13/495,942	
			Filing Date	06/13/2012	
			First Named Inventor	Steve Cartt	
			Art Unit	1612	
			Examiner Name	Adam Milligan	
Sheet	1	of	6	Attorney Docket Number	35401-716.501

U.S. PATENT DOCUMENTS					
Examiner Initials*	Cite No. <sup>1</sup>	Document Number	Publication Date MM-DD-YYYY	Name of Patentee or Applicant of Cited Document	Pages, Columns, Lines, Where Relevant Passages or Relevant Figures Appear
		Number-Kind Code <sup>2</sup> (if known)			
	1.	US,3,340,253	9/5/1967	Reeder et al.	
	2.	US-2001-0042932	11/22/2001	Mathiowitz et al.	
	3.	US-2001-0042932	11/22/2001	Mathiowitz et al.	
	4.	US-2002-0127278	09/12/2012	Kipp	
	5.	US-2002-0168402	11/14/2002	Kipp	
	6.	US-2003-0031719	02/13/2003	Kipp	
	7.	US-2003-0181411	9/25/2003	Bosch et al.	
	8.	US-2006-0046962	3/2/2006	Meezan et al.	
	9.	US-2006-0198896	9/7/2006	Liversidge et al.	
	10.	US-2006-0198896	09/07/2006	Liversidge et al.	
	11.	US-2008-0200418	08/21/2008	Maggio	
	12.	US-2008-0248123	10/09/2008	Swanson et al.	
	13.	US-2008-0279784	11/13/2008	Cartt	
	14.	US-2008-0299079	12/04/2008	Meezan et al.	
	15.	US-2009-0047347	2/19/2009	Maggio	
	16.	US-2009-0130216	5/21/2009	Cartt	
	17.	US-2009-0163447	06/25/2009	Maggio	
	18.	US-2009-0297619	12/03/2009	Swanson et al.	
	19.	US-2009-0304801	12/10/2009	Liversidge et al.	
	20.	US-2009-258865	10/15/2009	Cartt	
	21.	US-2010-0068209	03/18/2010	Maggio	
	22.	US-2011-0172211	07/14/2011	Back et al.	
	23.	US-2011-0257096	10/20/2011	Maggio	
	24.	US-2012-0196941	08/02/2012	Maggio	
	25.	US-2013-0065886	03/14/2013	Cartt	
	26.	US-3,102,116	8/27/1963	Chase et al.	
	27.	US-3,109,843	11/5/1963	Reeder et al.	
Examiner Signature			Date Considered		

\*EXAMINER: Initial if reference considered, whether or not citation is in conformance with MPEP 609. Draw line through citation if not in conformance and not considered. Include copy of this form with next communication to applicant. <sup>1</sup>Applicant's unique citation designation number (optional). <sup>2</sup>See Kinds Codes of USPTO Patent Documents at [www.uspto.gov](http://www.uspto.gov) or MPEP 901.04. <sup>3</sup>Enter Office that issued the document, by the two-letter code (WIPO Standard ST.3). <sup>4</sup>For Japanese patent documents, the indication of the year of the reign of the Emperor must precede the serial number of the patent document. <sup>5</sup>Kind of document by the appropriate symbols as indicated on the document under WIPO Standard ST.16 if possible. <sup>6</sup>Applicant is to place a check mark here if English language Translation is attached.

This collection of information is required by 37 CFR 1.97 and 1.98. The information is required to obtain or retain a benefit by the public which is to file (and by the USPTO to process) an application. Confidentiality is governed by 35 U.S.C. 122 and 37 CFR 1.14. This collection is estimated to take 2 hours to complete, including gathering, preparing, and submitting the completed application form to the USPTO. Time will vary depending upon the individual case. Any comments on the amount of time you require to complete this form and/or suggestions for reducing this burden, should be sent to the Chief Information Officer, U.S. Patent and Trademark Office, P.O. Box 1450, Alexandria, VA 22313-1450. DO NOT SEND FEES OR COMPLETED FORMS TO THIS ADDRESS. SEND TO: Commissioner for Patents, P.O. Box 1450, Alexandria, VA 22313-1450.

If you need assistance in completing the form, call 1-800-PTO-9199 (1-800-786-9199) and select option 2.

Under the Paperwork Reduction Act of 1995, no persons required to respond to a collection of information unless it contains a valid OMB control number.

Substitute for form 1449/PTO <b>INFORMATION DISCLOSURE          STATEMENT BY APPLICANT</b> <i>(Use as many sheets as necessary)</i>			<b>Complete if Known</b>		
			Application Number	13/495,942	
			Filing Date	06/13/2012	
			First Named Inventor	Steve Cartt	
			Art Unit	1612	
			Examiner Name	Adam Milligan	
Sheet	2	of	6	Attorney Docket Number	35401-716.501

U.S. PATENT DOCUMENTS						
Examiner Initials*	Cite No. <sup>1</sup>	Document Number		Publication Date MM-DD-YYYY	Name of Patentee or Applicant of Cited Document	Pages, Columns, Lines, Where Relevant Passages or Relevant Figures Appear
		Number-Kind Code <sup>2</sup> (if known)				
	28.	US-3,136,815		6/9/1964	Reeder et al.	
	29.	US-3,243,427		3/29/1966	Reeder et al.	
	30.	US-3,296,249		1/13/1967	Bell	
	31.	US-3,299,053		1/17/1967	Archer et al.	
	32.	US-3,371,085		2/27/1968	Reeder et al.	
	33.	US-3,374,225		3/19/1968	Reeder et al.	
	34.	US-3,567,710		3/2/1971	Fryer et al.	
	35.	US-3,609,145		9/28/1972	Moffett	
	36.	US-3,722,371		3/27/1973	Boyle	
	37.	US-3,987,052		10/19/1976	Hester, Jr.	
	38.	US-4,280,957		7/28/1981	Walser et al.	
	39.	US-4,608,278		8/26/1986	Frank et al.	
	40.	US-4,826,689		5/2/1989	Violanto et al.	
	41.	US-4,973,465		11/27/1990	Baurain et al.	
	42.	US-4,997,454		3/5/1991	Violanto et al.	
	43.	US-5,091,188		2/25/1992	Haynes	
	44.	US-5,100,591		3/31/1992	Leclef et al.	
	45.	US-5,118,528		6/2/1992	Fessi et al.	
	46.	US-5,145,684		9/8/1992	Liversidge et al.	
	47.	US-5,188,837		2/23/1993	Domb	
	48.	US-5,457,100		10/10/1995	Daniel	
	49.	US-5,560,932		10/1/1996	Bagchi et al.	
	50.	US-5,661,130		8/26/1997	Meezan et al.	
	51.	US-5,661,130		08/26/1997	Meezan et al.	
	52.	US-5,662,883		9/2/1997	Bagchi et al.	
	53.	US-5,665,331		9/9/1997	Bagchi et al.	
	54.	US-5,716,642		2/10/1998	Bagchi et al.	
	55.	US-5,780,062		7/14/1998	Frank et al.	

Examiner Signature		Date Considered	
--------------------	--	-----------------	--

\*EXAMINER: Initial if reference considered, whether or not citation is in conformance with MPEP 609. Draw line through citation if not in conformance and not considered. Include copy of this form with next communication to applicant. <sup>1</sup>Applicant's unique citation designation number (optional). <sup>2</sup>See Kinds Codes of USPTO Patent Documents at [www.uspto.gov](http://www.uspto.gov) or MPEP 901.04. <sup>3</sup>Enter Office that issued the document, by the two-letter code (WIPO Standard ST.3). <sup>4</sup>For Japanese patent documents, the indication of the year of the reign of the Emperor must precede the serial number of the patent document. <sup>5</sup>Kind of document by the appropriate symbols as indicated on the document under WIPO Standard ST.16 if possible. <sup>6</sup>Applicant is to place a check mark here if English language Translation is attached.

This collection of information is required by 37 CFR 1.97 and 1.98. The information is required to obtain or retain a benefit by the public which is to file (and by the USPTO to process) an application. Confidentiality is governed by 35 U.S.C. 122 and 37 CFR 1.14. This collection is estimated to take 2 hours to complete, including gathering, preparing, and submitting the completed application form to the USPTO. Time will vary depending upon the individual case. Any comments on the amount of time you require to complete this form and/or suggestions for reducing this burden, should be sent to the Chief Information Officer, U.S. Patent and Trademark Office, P.O. Box 1450, Alexandria, VA 22313-1450. DO NOT SEND FEES OR COMPLETED FORMS TO THIS ADDRESS. SEND TO: Commissioner for Patents, P.O. Box 1450, Alexandria, VA 22313-1450.

If you need assistance in completing the form, call 1-800-PTO-9199 (1-800-786-9199) and select option 2.

Under the Paperwork Reduction Act of 1995, no persons required to respond to a collection of information unless it contains a valid OMB control number.

Substitute for form 1449/PTO <b>INFORMATION DISCLOSURE          STATEMENT BY APPLICANT</b> <i>(Use as many sheets as necessary)</i>			<b>Complete if Known</b>		
			Application Number	13/495,942	
			Filing Date	06/13/2012	
			First Named Inventor	Steve Cartt	
			Art Unit	1612	
			Examiner Name	Adam Milligan	
Sheet	3	of	6	Attorney Docket Number	35401-716.501

U.S. PATENT DOCUMENTS					
Examiner Initials*	Cite No. <sup>1</sup>	Document Number	Publication Date MM-DD-YYYY	Name of Patentee or Applicant of Cited Document	Pages, Columns, Lines, Where Relevant Passages or Relevant Figures Appear
		Number-Kind Code <sup>2</sup> (if known)			
	56.	US-5,831,089	11/3/1998	Huber	
	57.	US-5,849,884 (withdrawn)		Wojszwillo et al.	
	58.	US-5,861,510	01/19/1999	Piscipio et al.	
	59.	US-5,863,949	01/26/1999	Robinson et al.	
	60.	US-5,981,719	11/9/1999	Wojszwillo et al.	
	61.	US-6,090,925	7/18/2000	Wojszwillo et al.	
	62.	US-6,143,211	11/7/2000	Mathiowitz et al.	
	63.	US-6,143,211	11/07/2000	Mathiowitz et al.	
	64.	US-6,193,985	2/27/2001	Sonne	
	65.	US-6,193,985	02/27/2001	Sonne	
	66.	US-6,235,224	5/22/2001	Mathiowitz et al.	
	67.	US-6,235,224	05/22/2001	Mathiowitz et al.	
	68.	US-6,268,053	7/31/2001	Wojszwillo et al.	
	69.	US-6,375,986	4/23/2002	Ryde et al.	
	70.	US-6,428,814	08/06/2002	Bosch et al.	
	71.	US-6,458,387	10/1/2002	Scott et al.	
	72.	US-6,607,784	8/19/2003	Kipp et al.	
	73.	US-6,610,271	08/26/2003	Wermeling	
	74.	US-6,616,914	09/09/2003	Ward et al.	
	75.	US-6,627,211	09/30/2003	Choi et al.	
	76.	US-6,869,617	3/22/2005	Kipp	
	77.	US-6,884,436	4/26/2005	Kipp	
	78.	US-6,908,626	06/21/2005	Cooper et al.	
	79.	US-7,037,528	5/2/2006	Kipp	
	80.	US-7,132,112	11/07/2006	Choi et al.	
	81.	US-7,434,579	10/14/2008	Young et al.	

Examiner Signature	Date Considered
--------------------	-----------------

\*EXAMINER: Initial if reference considered, whether or not citation is in conformance with MPEP 609. Draw line through citation if not in conformance and not considered. Include copy of this form with next communication to applicant. <sup>1</sup>Applicant's unique citation designation number (optional). <sup>2</sup>See Kinds Codes of USPTO Patent Documents at [www.uspto.gov](http://www.uspto.gov) or MPEP 901.04. <sup>3</sup>Enter Office that issued the document, by the two-letter code (WIPO Standard ST.3). <sup>4</sup>For Japanese patent documents, the indication of the year of the reign of the Emperor must precede the serial number of the patent document. <sup>5</sup>Kind of document by the appropriate symbols as indicated on the document under WIPO Standard ST.16 if possible. <sup>6</sup>Applicant is to place a check mark here if English language Translation is attached.

This collection of information is required by 37 CFR 1.97 and 1.98. The information is required to obtain or retain a benefit by the public which is to file (and by the USPTO to process) an application. Confidentiality is governed by 35 U.S.C. 122 and 37 CFR 1.14. This collection is estimated to take 2 hours to complete, including gathering, preparing, and submitting the completed application form to the USPTO. Time will vary depending upon the individual case. Any comments on the amount of time you require to complete this form and/or suggestions for reducing this burden, should be sent to the Chief Information Officer, U.S. Patent and Trademark Office, P.O. Box 1450, Alexandria, VA 22313-1450. DO NOT SEND FEES OR COMPLETED FORMS TO THIS ADDRESS. SEND TO: Commissioner for Patents, P.O. Box 1450, Alexandria, VA 22313-1450.

If you need assistance in completing the form, call 1-800-PTO-9199 (1-800-786-9199) and select option 2.

Under the Paperwork Reduction Act of 1995, no persons required to respond to a collection of information unless it contains a valid OMB control number.

Substitute for form 1449/PTO <b>INFORMATION DISCLOSURE          STATEMENT BY APPLICANT</b> <i>(Use as many sheets as necessary)</i>			<b>Complete if Known</b>			
			Application Number		13/495,942	
			Filing Date		06/13/2012	
			First Named Inventor		Steve Cartt	
			Art Unit		1612	
			Examiner Name		Adam Milligan	
Sheet	4	of	6	Attorney Docket Number	35401-716.501	

U.S. PROVISIONAL PATENT DOCUMENTS						
Examiner Initials*	Cite No. <sup>1</sup>	Document Number		Filing Date MM-DD-YYYY	Name of Applicant of Cited Document	Pages, Columns, Lines, Where Relevant Passages or Relevant Figures Appear
		Number-Kind Code <sup>2</sup> (if known)				
	82.	U.S. Prov. Appl. No. 60/148,464		08/12/1999	Noe	

FOREIGN PATENT DOCUMENTS							
Examiner Initials*	Cite No. <sup>1</sup>	Foreign Patent Document		Publication Date MM-DD-YYYY	Name of Patentee or Applicant of Cited Document	Pages, Columns, Lines, Where Relevant Passages Or Relevant Figures Appear	T <sup>6</sup>
		Country Code <sup>3</sup> - Number <sup>4</sup> - Kind Code <sup>5</sup> (if known)					
	83.	EP-00780386		6/25/1997	Hoffman-La Roche AG		
	84.	EP-0818442		1/14/1998	Pfizer Inc.		
	85.	EP-0945485		9/29/1999	Morton Int'l., Inc.		
	86.	EP-1004578		5/31/2000	Pfizer Products Inc.		
	87.	EP-606046		7/13/1994	CIBA-GEIGY AG		
	88.	EP-931788		7/28/1999	Pfizer Limited		
	89.	JP 2003-505403 (w/ Corresponding English equivalent WO-0106987 )		2/12/2003	SK Corporation (US)		X
	90.	JP 2005-508939 (w/ Corresponding English equivalent WO-03030872 )		4/7/2005	Cooper, Eugene R.		X
	91.	JP 2007-510722 (w/ Corresponding English equivalent WO-2005- 044234)		4/26/2007	Elan Pharma International Ltd.		X
	92.	WO-199005719		5/31/1990	British Bio- Technology Ltd.		
	93.	WO-199627583		9/12/1996	Pfizer Inc.		
	94.	WO-199633172		10/24/1996	Pfizer Inc.		
	95.	WO-1997-14407 A1		4/24/1997	Research Triangle Pharmaceuticals Board of Regents, U. Tx.		

Examiner Signature	Date Considered
--------------------	-----------------

\*EXAMINER: Initial if reference considered, whether or not citation is in conformance with MPEP 609. Draw line through citation if not in conformance and not considered. Include copy of this form with next communication to applicant. <sup>1</sup>Applicant's unique citation designation number (optional). <sup>2</sup>See Kinds Codes of USPTO Patent Documents at [www.uspto.gov](http://www.uspto.gov) or MPEP 901.04. <sup>3</sup>Enter Office that issued the document, by the two-letter code (WIPO Standard ST.3). <sup>4</sup>For Japanese patent documents, the indication of the year of the reign of the Emperor must precede the serial number of the patent document. <sup>5</sup>Kind of document by the appropriate symbols as indicated on the document under WIPO Standard ST.16 if possible. <sup>6</sup>Applicant is to place a check mark here if English language Translation is attached.

This collection of information is required by 37 CFR 1.97 and 1.98. The information is required to obtain or retain a benefit by the public which is to file (and by the USPTO to process) an application. Confidentiality is governed by 35 U.S.C. 122 and 37 CFR 1.14. This collection is estimated to take 2 hours to complete, including gathering, preparing, and submitting the completed application form to the USPTO. Time will vary depending upon the individual case. Any comments on the amount of time you require to complete this form and/or suggestions for reducing this burden, should be sent to the Chief Information Officer, U.S. Patent and Trademark Office, P.O. Box 1450, Alexandria, VA 22313-1450. DO NOT SEND FEES OR COMPLETED FORMS TO THIS ADDRESS. SEND TO: Commissioner for Patents, P.O. Box 1450, Alexandria, VA 22313-1450.

If you need assistance in completing the form, call 1-800-PTO-9199 (1-800-786-9199) and select option 2.



Under the Paperwork Reduction Act of 1995, no persons required to respond to a collection of information unless it contains a valid OMB control number.

Substitute for form 1449/PTO <b>INFORMATION DISCLOSURE          STATEMENT BY APPLICANT</b> <i>(Use as many sheets as necessary)</i>			<b>Complete if Known</b>		
			Application Number	13/495,942	
			Filing Date	06/13/2012	
			First Named Inventor	Steve Cartt	
			Art Unit	1612	
			Examiner Name	Adam Milligan	
Sheet	5	of	6	Attorney Docket Number	35401-716.501

FOREIGN PATENT DOCUMENTS						
Examiner Initials*	Cite No. <sup>1</sup>	Foreign Patent Document Country Code <sup>2</sup> - Number <sup>3</sup> - Kind Code <sup>5</sup> (if known)	Publication Date MM-DD-YYYY	Name of Patentee or Applicant of Cited Document	Pages, Columns, Lines, Where Relevant Passages Or Relevant Figures Appear	T <sup>6</sup>
				System		
	96.	WO-199803516	1/29/1998	Pfizer Inc.		
	97.	WO-199807697	2/26/1998	Pfizer Inc.		
	98.	WO-199830566	7/16/1998	Pfizer Inc.		
	99.	WO-199833768	8/6/1998	Pfizer Products Inc.		
	100.	WO-199834915	8/13/1998	Pfizer Inc.		
	101.	WO-199834918	8/13/1998	Pfizer Inc.		
	102.	WO-1999007675	2/18/1999	Pfizer Products Inc.		
	103.	WO-199929667	6/19/1999	Pfizer Limited		
	104.	WO-199952889	10/21/1999	Pfizer Inc.		
	105.	WO-199952910	10/21/1999	Pfizer Products Inc.		
	106.	WO-200074681	12/14/2000	Pfizer Limited		
	107.	WO-2005-044234 A2	5/19/2005	Elan Pharma		
	108.	WO-2005-089768	9/29/2005	University of Kentucky Research Foundation		
	109.	WO-2005-117830 A1	12/15/2005	Camurus AB, Swed		
	110.	WO-2006-055603	5/26/2006	Elan Pharma International Ltd.		
	111.	WO-2006-088894	8/24/2006	Elan Pharma International Ltd.		
	112.	WO-2006-75123 A1	7/20/2006	Comurus AB, Swed		
	113.	WO-2007-043057 A2	4/19/2007	Touitou, Elka et al.		
	114.	WO-2007-144081 A1	12/21/2007	LTS Lohmann Therapie-System		

Examiner Signature		Date Considered	
--------------------	--	-----------------	--

*\*EXAMINER: Initial if reference considered, whether or not citation is in conformance with MPEP 609. Draw line through citation if not in conformance and not considered. Include copy of this form with next communication to applicant. <sup>1</sup>Applicant's unique citation designation number (optional). <sup>2</sup>See Kinds Codes of USPTO Patent Documents at [www.uspto.gov](http://www.uspto.gov) or MPEP 901.04. <sup>3</sup>Enter Office that issued the document, by the two-letter code (WIPO Standard ST.3). <sup>4</sup>For Japanese patent documents, the indication of the year of the reign of the Emperor must precede the serial number of the patent document. <sup>5</sup>Kind of document by the appropriate symbols as indicated on the document under WIPO Standard ST.16 if possible. <sup>6</sup>Applicant is to place a check mark here if English language Translation is attached.*

This collection of information is required by 37 CFR 1.97 and 1.98. The information is required to obtain or retain a benefit by the public which is to file (and by the USPTO to process) an application. Confidentiality is governed by 35 U.S.C. 122 and 37 CFR 1.14. This collection is estimated to take 2 hours to complete, including gathering, preparing, and submitting the completed application form to the USPTO. Time will vary depending upon the individual case. Any comments on the amount of time you require to complete this form and/or suggestions for reducing this burden, should be sent to the Chief Information Officer, U.S. Patent and Trademark Office, P.O. Box 1450, Alexandria, VA 22313-1450. DO NOT SEND FEES OR COMPLETED FORMS TO THIS ADDRESS. SEND TO: Commissioner for Patents, P.O. Box 1450, Alexandria, VA 22313-1450.

*If you need assistance in completing the form, call 1-800-PTO-9199 (1-800-786-9199) and select option 2.*

Under the Paperwork Reduction Act of 1995, no persons required to respond to a collection of information unless it contains a valid OMB control number.

Substitute for form 1449/PTO <b>INFORMATION DISCLOSURE          STATEMENT BY APPLICANT</b> <i>(Use as many sheets as necessary)</i>				<b>Complete if Known</b>		
				Application Number	13/495,942	
				Filing Date	06/13/2012	
				First Named Inventor	Steve Cartt	
				Art Unit	1612	
				Examiner Name	Adam Milligan	
Sheet	6	of	6	Attorney Docket Number	35401-716.501	

NON PATENT LITERATURE DOCUMENTS			
Examiner Initials*	Cite No. <sup>1</sup>	Include name of the author (in CAPITAL LETTERS), title of the article (when appropriate), title of the item (book, magazine, journal, serial, symposium, catalog, etc.), date, page(s), volume-issue number(s), publisher, city and/or country where published.	T <sup>2</sup>
	115.	WERMELING et al., "Pharmacokinetics and pharmacodynamics of a new intranasal midazolam formulation in healthy volunteers," <i>Anesthesia &amp; Analgesia</i> 103(2):344-349 (2006)	
	116.	EP08747813 Supplementary Search Report dated June 2, 2010	
	117.	PCT/US09/38696 Search Report dated 9/28/09	
	118.	PCT/US08/62961 Search Report dated 7/25/08	
	119.	PCT/US2012/042311 Search Report dated 08/31/2012	

Examiner Signature	Date Considered
-----------------------	--------------------

*\*EXAMINER: Initial if reference considered, whether or not citation is in conformance with MPEP 609. Draw line through citation if not in conformance and not considered. Include copy of this form with next communication to applicant. <sup>1</sup>Applicant's unique citation designation number (optional). <sup>2</sup>See Kinds Codes of USPTO Patent Documents at [www.uspto.gov](http://www.uspto.gov) or MPEP 901.04. <sup>3</sup>Enter Office that issued the document, by the two-letter code (WIPO Standard ST.3). <sup>4</sup>For Japanese patent documents, the indication of the year of the reign of the Emperor must precede the serial number of the patent document. <sup>5</sup>Kind of document by the appropriate symbols as indicated on the document under WIPO Standard ST.16 if possible. <sup>6</sup>Applicant is to place a check mark here if English language Translation is attached.*

This collection of information is required by 37 CFR 1.97 and 1.98. The information is required to obtain or retain a benefit by the public which is to file (and by the USPTO to process) an application. Confidentiality is governed by 35 U.S.C. 122 and 37 CFR 1.14. This collection is estimated to take 2 hours to complete, including gathering, preparing, and submitting the completed application form to the USPTO. Time will vary depending upon the individual case. Any comments on the amount of time you require to complete this form and/or suggestions for reducing this burden, should be sent to the Chief Information Officer, U.S. Patent and Trademark Office, P.O. Box 1450, Alexandria, VA 22313-1450. DO NOT SEND FEES OR COMPLETED FORMS TO THIS ADDRESS. SEND TO: Commissioner for Patents, P.O. Box 1450, Alexandria, VA 22313-1450.

*If you need assistance in completing the form, call 1-800-PTO-9199 (1-800-786-9199) and select option 2.*

(19)



Europäisches Patentamt  
European Patent Office  
Office européen des brevets



(11) EP 0 780 386 A1

(12) EUROPEAN PATENT APPLICATION

(43) Date of publication:  
25.06.1997 Bulletin 1997/26

(21) Application number: 96119780.3

(22) Date of filing: 10.12.1996

(51) Int. Cl.<sup>6</sup>: C07D 309/08, C07D 211/54,  
C07D 213/64, C07D 401/06,  
C07D 407/12, C07D 413/12,  
C07D 405/12, A61K 31/35,  
A61K 31/445

(84) Designated Contracting States:  
AT BE CH DE DK ES FI FR GB GR IE IT LI LU MC  
NL PT SE

(30) Priority: 20.12.1995 US 8939  
07.08.1996 US 22439  
04.12.1996 US 32096

(71) Applicants:  
• F. HOFFMANN-LA ROCHE AG  
4070 Basel (CH)  
• AGOURON PHARMACEUTICALS, INC.  
La Jolla, CA 93057 (US)

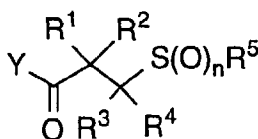
(72) Inventors:  
• Bender, Steven Lee  
CA 92054 (US)

- Broka, Chris Allen  
CA 94404 (US)
- Campbell, Jeffrey Allen  
Fremont, CA 94555 (US)
- Castelhana, Arlindo Lucas  
NY 10956 (US)
- Fisher, Lawrence Emerson  
CA 94040 (US)
- Hendricks, Robert Than  
Palo Alto, CA 94306 (US)
- Sarma, Keshab  
CA 94087 (US)

(74) Representative: Mezger, Wolfgang, Dr.  
F.Hoffmann-La Roche AG  
Patent Department (PLP),  
124 Grenzacherstrasse  
4070 Basel (CH)

(54) Matrix metalloprotease inhibitors

(57) Compounds of the formula:



I

heteroaralkyl;

R<sup>7</sup> is hydrogen, lower alkyl, cycloalkyl or cycloalkylalkyl, aryl, aralkyl, heteroaryl, heteroaralkyl, -C(O)R<sup>8</sup>, -C(O)NR<sup>8</sup>R<sup>9</sup>, -SO<sub>2</sub>NR<sup>8</sup>R<sup>9</sup>, -SO<sub>2</sub>R<sup>10</sup>, aryloxy carbonyl, or alkoxy carbonyl; or R<sup>6</sup> and R<sup>7</sup> together with the nitrogen atom to which they are attached represent a heterocyclo group; wherein

wherein:

n is 0, 1 or 2;  
 Y is hydroxy or XONH-, where X is hydrogen or lower alkyl;  
 R<sup>1</sup> is hydrogen or lower alkyl;  
 R<sup>2</sup> is hydrogen, lower alkyl, heteroaralkyl, aryl, aralkyl, arylheteroaralkyl, cycloalkyl, cycloalkylalkyl, heteroaryl, heteroaralkyl, heteroarylheteroaralkyl, heterocyclo, heterocyclo-lower alkyl, heterocyclo-lower heteroaralkyl or -NR<sup>6</sup>R<sup>7</sup>, wherein:

R<sup>6</sup> is hydrogen, lower alkyl, cycloalkyl or cycloalkylalkyl, aryl, heteroaryl and

R<sup>8</sup> and R<sup>9</sup> are independently hydrogen, lower alkyl, cycloalkyl, cycloalkylalkyl, aryl, aralkyl, heteroaryl, heteroaralkyl or heteroaralkyl; and  
 R<sup>10</sup> is lower alkyl, cycloalkyl, cycloalkylalkyl, aryl, aralkyl, heteroaryl, heteroaralkyl, heteroaralkyl or heterocyclo; or

R<sup>1</sup> and R<sup>2</sup> together with the carbon atom to which they are attached represent a cycloalkyl or heterocyclo group;

R<sup>3</sup> is hydrogen, lower alkyl, cycloalkyl, cycloalkylalkyl, aryl, aralkyl, heteroaryl,

EP 0 780 386 A1

**EP 0 780 386 A1**

R <sup>4</sup> is	heteroaralkyl, heteroalkyl or lower alkoxy; hydrogen, lower alkyl, cycloalkyl or cycloalkylalkyl; or	R <sup>5</sup> is	cyclo group; and lower alkyl, cycloalkyl, cycloalkylalkyl, aryl, aralkyl, heteroaryl, or heteroaralkyl;
R <sup>2</sup> and R <sup>3</sup>	together with the carbons to which they are attached represent a cycloalkyl or het- erocyclo group; or		
R <sup>3</sup> and R <sup>4</sup>	together with the carbon to which they are attached represent a cycloalkyl or hetero-		or pharmaceutically acceptable salts or esters thereof exhibit useful pharmacological properties, in particular for use as matrix metalloprotease inhibitors, particularly for interstitial collagenases.

## Description

The present invention relates to compounds of formula I and their pharmaceutically acceptable salts and esters thereof, that inhibit matrix metalloproteases, particularly interstitial collagenases, and are therefore useful in the treatment of mammals having disease states alleviated by the inhibition of such matrix metalloproteases.

Matrix metalloproteases ("MMPs") are a family of proteases (enzymes) involved in the degradation and remodeling of connective tissues. Members of this family of endopeptidase enzymes are present in various cell types that reside in or are associated with connective tissue, such as fibroblasts, monocytes, macrophages, endothelial cells, and invasive or metastatic tumor cells. MMP expression is stimulated by growth factors and cytokines in the local tissue environment, where these enzymes act to specifically degrade protein components of the extracellular matrix, such as collagen, proteoglycans (protein core), fibronectin and laminin. These ubiquitous extracellular matrix components are present in the linings of joints, interstitial connective tissues, basement membranes, and cartilage. Excessive degradation of extracellular matrix by MMPs is implicated in the pathogenesis of many diseases, including rheumatoid arthritis, osteoarthritis, multiple sclerosis, chronic obstructive pulmonary disease, cerebral hemorrhaging associated with stroke, periodontal disease, aberrant angiogenesis, tumor invasion and metastasis, corneal ulceration, and in complications of diabetes. MMP inhibition is, therefore, recognized as a good target for therapeutic intervention.

The MMPs share a number of properties, including zinc and calcium dependence, secretion as zymogens, and 40-50% amino acid sequence homology. The MMP family currently consists of at least eleven enzymes, and includes collagenases, stromelysins, gelatinases, matrilysin, metalloelastase, and membrane-type MMP, as discussed in greater detail below.

Interstitial collagenases catalyze the initial and rate-limiting cleavage of native collagen types I, II, and III. Collagen, the major structural protein of mammals, is an essential component of the matrix of many tissues, for example, cartilage, bone, tendon and skin. Interstitial collagenases are very specific matrix metalloproteases which cleave these collagens to give two fragments which spontaneously denature at physiological temperatures and therefore become susceptible to cleavage by less specific enzymes. Cleavage by the collagenases results in the loss of structural integrity of the target tissue, essentially an irreversible process. There are currently three known human collagenases. The first is human fibroblast-type collagenase (HFC, MMP-1, or collagenase-1) that is produced by a wide variety of cells including fibroblasts and macrophages. The second is human neutrophil-type collagenase (HNC, MMP-8, or collagenase-2) that has so far only been demonstrated to be produced by neutrophils. The most recently discovered member of this group of MMPs is human collagenase-3 (MMP-13) which was originally found in breast carcinomas, but has since shown to be produced by chondrocytes. The only collagenase known to exist in rodents is the homolog of human collagenase-3.

The gelatinases include two distinct, but highly related, enzymes: a 72-kD enzyme (gelatinase A, HFG, MMP-2) secreted by fibroblasts and a wide variety of other cell types, and a 92-kD enzyme (gelatinase B, HNG, MMP-9) released by mononuclear phagocytes, neutrophils, corneal epithelial cells, tumor cells, cytotrophoblasts and keratinocytes. These gelatinases have been shown to degrade gelatins (denatured collagens), collagen types IV (basement membrane) and V, fibronectin and insoluble elastin.

Stromelysins 1 and 2 have been shown to cleave a broad range of matrix substrates, including laminin, fibronectin, proteoglycans, and collagen types IV and IX in their non-helical domains.

Matrilysin (MMP-7, PUMP-1) has been shown to degrade a wide range of matrix substrates including proteoglycans, gelatins, fibronectin, elastin, and laminin. Its expression has been documented in mononuclear phagocytes, rat uterine explants and sporadically in tumors. Other less characterized MMPs include macrophage metalloelastase (MME, MMP-12), membrane type MMP (MMP-14), and stromelysin-3 (MMP-11).

Inhibitors of MMPs provide useful treatments for diseases associated with the excessive degradation of extracellular matrix, such as arthritic diseases (rheumatoid arthritis and osteoarthritis), multiple sclerosis, bone resorptive diseases (such as osteoporosis), the enhanced collagen destruction associated with diabetes, chronic obstructive pulmonary disease, cerebral hemorrhaging associated with stroke, periodontal disease, corneal or gastric ulceration, ulceration of the skin, tumor invasion and metastasis, and aberrant angiogenesis. The involvement of individual collagenases in the degradation of tissue collagens probably depends markedly on the tissue. The tissue distribution of human collagenases suggests that collagenase-3 is the major participant in the degradation of the collagen matrix of cartilage, while collagenase-1 is more likely to be involved in tissue remodeling of skin and other soft tissues. Thus, inhibitors selective for collagenase-3 over collagenase-1 are preferred for treatment of diseases associated with cartilage erosion, such as arthritis, etc.

Inhibitors of MMP also are known to substantially inhibit the release of tumor necrosis factor (TNF) from cells, and which therefore may be used in the treatment of conditions mediated by TNF. Such uses include, but are not limited to, the treatment of inflammation, fever, cardiovascular effects, hemorrhage, coagulation and acute phase response, cachexia and anorexia, acute infections, shock states, restinosis, aneurysmal disease, graft versus host reactions and autoimmune disease.

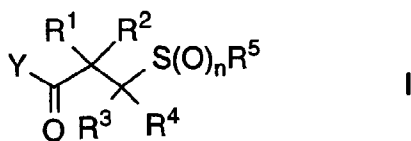
In addition to these effects on the release of TNF from cells, MMP inhibitors have also been shown to inhibit the

release of other biologically active molecules from cells, including soluble receptors (CD30 and receptors for TNF (p55 and p75), IL-6, IL-1 and TSH), adhesion molecules (e.g., L-selection, ICAM-1, fibronectin) and other growth factors and cytokines, including Fas ligand, TGF-a, EGF, HB-EGF, SCF and M-CSF. Inhibition of the release or shedding of such proteins may be of benefit in a number of disease states, including rheumatoid arthritis, multiple sclerosis, vascular disease, Type II diabetes, HIV, cachexia, psoriasis, allergy, hepatitis, inflammatory bowel disease, and cancer.

Since non-specific inhibition of the shedding enzymes (sheddas) may have opposite pharmacological effects, selectivity will be a particular advantage, e.g., the inhibition of TNF release without the concurrent inhibition of TNF receptor release.

The design and uses of MMP inhibitors is described, for example, in *J. Enzyme Inhibition*, **2**, 1-22 (1987); *Drug News & Prospectives*, **3**(8), 453-458 (1990); *Arthritis and Rheumatism*, **36**(2), 181-189 (1993); *Arthritis and Rheumatism*, **34**(9), 1073-1075 (1991); *Seminars in Arthritis and Rheumatism*, **19**(4), Supplement 1 (February), 16-20 (1990); *Drugs of the Future*, **15**(5), 495-508 (1990); and *J. Enzyme Inhibition*, **2**, 1-22 (1987). MMP inhibitors are also the subject of various patents and patent applications, for example, U.S. Patent Nos. 5,189,178 and 5,183,900, European Published Patent Applications 438 223, 606 426, and 276 436, and published Patent Cooperation Treaty International Applications WO 92/21360, WO 92/06966, WO 92/09563, and WO 94/25434.

One aspect of the invention concerns compounds represented by Formula I:



wherein:

n is 0, 1 or 2;

Y is hydroxy or XONH-, where X is hydrogen or lower alkyl;

R<sup>1</sup> is hydrogen or lower alkyl;

R<sup>2</sup> is hydrogen, lower alkyl, heteroalkyl, aryl, aralkyl, arylheteroalkyl, cycloalkyl, cycloalkylalkyl, heteroaryl, heteroaralkyl, heteroarylheteroalkyl, heterocyclo, heterocyclo-lower alkyl, heterocyclo-lower heteroalkyl or -NR<sup>6</sup>R<sup>7</sup>, wherein:

R<sup>6</sup> is hydrogen, lower alkyl, cycloalkyl or cycloalkyl alkyl, aryl, heteroaryl and heteroaralkyl;

R<sup>7</sup> is hydrogen, lower alkyl, cycloalkyl or cycloalkyl alkyl, aryl, aralkyl, heteroaryl, heteroaralkyl, -C(O)R<sup>8</sup>, -C(O)NR<sup>8</sup>R<sup>9</sup>, -SO<sub>2</sub>NR<sup>8</sup>R<sup>9</sup>, -SO<sub>2</sub>R<sup>10</sup>, aryloxy carbonyl, or alkoxy carbonyl; or

R<sup>6</sup> and R<sup>7</sup> together with the nitrogen atom to which they are attached represent a heterocyclo group; wherein

R<sup>8</sup> and R<sup>9</sup> are independently hydrogen, lower alkyl, cycloalkyl, cycloalkylalkyl, aryl, aralkyl, heteroaryl, heteroaralkyl or heteroalkyl; and

R<sup>10</sup> is lower alkyl, cycloalkyl, cycloalkylalkyl, aryl, aralkyl, heteroaryl, heteroaralkyl, heteroalkyl or heterocyclo; or

R<sup>1</sup> and R<sup>2</sup> together with the carbon atom to which they are attached represent a cycloalkyl or heterocyclo group;

R<sup>3</sup> is hydrogen, lower alkyl, cycloalkyl, cycloalkylalkyl, aryl, aralkyl, heteroaryl, heteroaralkyl, heteroalkyl or lower alkoxy;

R<sup>4</sup> is hydrogen, lower alkyl, cycloalkyl or cycloalkylalkyl; or

R<sup>2</sup> and R<sup>3</sup> together with the carbons to which they are attached represent a cycloalkyl or heterocyclo group; or

R<sup>3</sup> and R<sup>4</sup> together with the carbon to which they are attached represent a cycloalkyl or heterocyclo group; and

R<sup>5</sup> is lower alkyl, cycloalkyl, cycloalkylalkyl, aryl, aralkyl, heteroaryl; or heteroaralkyl;

or a pharmaceutically acceptable salt or ester thereof.

A second aspect of this invention relates to pharmaceutical compositions containing a therapeutically effective amount of a compound of Formula I or a pharmaceutically acceptable salt or ester thereof admixed with at least one pharmaceutically acceptable excipient.

A third aspect of this invention relates to methods for treating mammals having a disease state alleviated by the inhibition of matrix metalloproteases, by administering an effective amount of a compound of Formula I, or a pharmaceutical composition thereof, to the mammal. Such disease states include arthritic diseases, multiple sclerosis, bone

resorption disease (such as osteoporosis), the enhanced collagen destruction associated with diabetes, chronic obstructive pulmonary disease, cerebral hemorrhaging associated with stroke, periodontal disease, corneal or gastric ulceration, ulceration of the skin, and tumor metastasis.

A fourth aspect of this invention relates to methods for preparing compounds of Formula I.

5 Among the family of compounds of the present invention as defined above, a particular family of compounds of formula I consists of n is 0, 1 or 2; Y is hydroxy or XONH-, where X is hydrogen or lower alkyl; R<sup>1</sup> is hydrogen or lower alkyl; R<sup>2</sup> is hydrogen, lower alkyl, aralkyl, cycloalkyl, cycloalkylalkyl, heterocyclo, or -NR<sup>6</sup>R<sup>7</sup>; or R<sup>1</sup> and R<sup>2</sup> together with the carbon atom to which they are attached represent a cycloalkyl or heterocyclo group; in which R<sup>6</sup> is hydrogen, lower alkyl, or phenyl; and R<sup>7</sup> is hydrogen, lower alkyl, benzyl, -C(O)R<sup>8</sup>, -C(O)NR<sup>8</sup>R<sup>9</sup>, -SO<sub>2</sub>NR<sup>8</sup>R<sup>9</sup>, -SO<sub>2</sub>R<sup>10</sup>, benzyloxycarbonyl, or alkoxy carbonyl; or R<sup>6</sup> and R<sup>7</sup> together with the nitrogen atom to which they are attached represent a heterocyclo group; wherein R<sup>8</sup> and R<sup>9</sup> are independently hydrogen or lower alkyl; and R<sup>10</sup> is lower alkyl, aryl, heteroaryl, or heterocyclo; R<sup>3</sup> is hydrogen, lower alkyl, cycloalkyl, cycloalkylalkyl, aralkyl, heteroaralkyl, or lower alkoxy; R<sup>4</sup> is hydrogen or lower alkyl; or R<sup>2</sup> and R<sup>3</sup> together with the carbons to which they are attached represent a cycloalkyl or heterocyclo group; or R<sup>3</sup> and R<sup>4</sup> together with the carbon to which they are attached represent a cycloalkyl or heterocyclo group; and R<sup>5</sup> is lower alkyl, aryl, aralkyl, heteroaryl, or heteroaralkyl.

15 Within these families a preferred category includes compounds where n is 2 and Y is -NHOH.

20 Within this category, one preferred group includes the compounds where R<sup>1</sup> is hydrogen and R<sup>5</sup> is aryl. One preferred subgroup within this group includes the compounds where R<sup>2</sup> is hydrogen and R<sup>3</sup> is aralkyl, especially benzyl, and R<sup>4</sup> is hydrogen and R<sup>5</sup> is optionally substituted phenyl or naphthyl, more especially where R<sup>5</sup> is 4-methoxyphenyl, phenylthiophenyl, phenoxyphenyl, or biphenyl.

Another preferred subgroup within this group includes the compounds where R<sup>3</sup> and R<sup>4</sup> together with the carbon to which they are attached form a cycloalkyl group, especially cyclopentyl and cyclohexyl, more especially in combination where R<sup>5</sup> is 4-methoxyphenyl or 4-phenoxyphenyl.

25 Yet another preferred subgroup within this group includes the compounds where R<sup>3</sup> and R<sup>4</sup> together with the carbon to which they are attached form a heterocyclo group, in particular optionally substituted piperidinyl or tetrahydropyranyl, especially piperidin-4-yl, 1-methylpiperidin-4-yl, 1-(cyclopropylmethyl)piperidin-4-yl, or tetrahydropyranyl, more especially in combination where R<sup>5</sup> is 4-phenoxyphenyl, 4-(4-chlorophenoxy)phenyl, 4-(4-bromophenoxy)phenyl, or 4-(4-fluorophenoxy)phenyl.

30 Another preferred group within this category includes the compounds where R<sup>2</sup> is -NR<sup>6</sup>R<sup>7</sup>, R<sup>1</sup>, R<sup>3</sup> and R<sup>4</sup> are hydrogen, and R<sup>5</sup> is aryl. One preferred subgroup within this group includes the compounds where R<sup>5</sup> is 4-phenoxyphenyl, 4-(4-chlorophenoxy)phenyl, or 4-(4-fluorophenoxy)phenyl, especially where R<sup>6</sup> is hydrogen and R<sup>7</sup> is CBZ-valinamido, valinamido or dimethylaminosulfonyl.

35 Another preferred group within this category includes the compounds where R<sup>1</sup> and R<sup>2</sup> together with the carbon to which they are attached form a heterocyclo group. A preferred subgroup within the group includes compounds where R<sup>3</sup> and R<sup>4</sup> are hydrogen and R<sup>1</sup> and R<sup>2</sup> together with the carbon to which they are attached form a heterocyclo group, in particular optionally substituted piperidinyl or tetrahydropyranyl, especially piperidin-4-yl, 1-methylpiperidin-4-yl, 1-(cyclopropylmethyl)piperidin-4-yl, or most preferably tetrahydropyranyl, more especially in combination where R<sup>5</sup> is 4-phenoxyphenyl, 4-(4-chlorophenoxy)phenyl, 4-(4-bromophenoxy)phenyl, 4-(4-fluorophenoxy)phenyl, 4-(thiophen-2-yl)phenoxy)phenyl, 4-(thiophen-3-yl)phenoxy)phenyl, 4-(thiazol-2-yl)phenoxy)phenyl, 4-(2-pyridyloxy)phenyl, or 4-(5-chloro-2-pyridyloxy)phenyl.

40 Another preferred group within this category includes compounds wherein R<sup>1</sup> and R<sup>2</sup> are both alkyl, R<sup>3</sup> and R<sup>4</sup> are hydrogen. One preferred subgroup includes compounds wherein R<sup>5</sup> is 4-phenoxyphenyl, 4-(4-bromophenoxy)phenyl, 4-(4-chlorophenoxy)phenyl, or 4-(4-fluorophenoxy)phenyl.

45 Another group within this category includes compounds wherein R<sup>2</sup> and R<sup>3</sup> together with the carbons to which they are attached form a cycloalkyl group and R<sup>5</sup> is aryl. Preferably, the cycloalkyl group is cyclopentyl or cyclohexyl and R<sup>5</sup> is 4-phenoxyphenyl, 4-(4-bromophenoxy)phenyl, 4-(4-chlorophenoxy)phenyl, or 4-(4-fluorophenoxy)phenyl.

Preferred compounds are:

50 *N*-hydroxy-2-[4-(4-phenoxyphenylsulfonyl)-tetrahydropyran-4-yl]-acetamide;  
2-[4-[4-(4-chlorophenoxy)-phenylsulfonyl]-tetrahydropyran-4-yl]-*N*-hydroxyacetamide;  
2-[4-[4-(4-fluorophenoxy)-phenylsulfonyl]-tetrahydropyran-4-yl]-*N*-hydroxyacetamide;  
*N*-hydroxy-2-[4-(4-phenoxyphenylsulfonyl)-piperidin-4-yl]-acetamide;  
2-[4-[4-(4-chlorophenoxy)-phenylsulfonyl]-piperidin-4-yl]-*N*-hydroxyacetamide;  
2-[4-[4-(4-fluorophenoxy)-phenylsulfonyl]-piperidin-4-yl]-*N*-hydroxyacetamide;  
55 *N*-hydroxy-2-[1-methyl-4-(4-phenoxyphenylsulfonyl)-piperidin-4-yl]-acetamide;  
*N*-hydroxy-2-[1-methyl-4-[4-(4-chlorophenoxy)-phenylsulfonyl]-piperidin-4-yl]-acetamide;  
*N*-hydroxy-2-[1-methyl-4-[4-(4-fluorophenoxy)-phenylsulfonyl]-piperidin-4-yl]-acetamide;  
2-[1-cyclopropylmethyl-4-(4-phenoxyphenylsulfonyl)-piperidin-4-yl]-*N*-hydroxyacetamide;  
2-[1-cyclopropylmethyl-4-[4-(4-chlorophenoxy)-phenylsulfonyl]-piperidin-4-yl]-*N*-hydroxyacetamide;

2-[1-cyclopropylmethyl-4-[4-(4-fluorophenoxy)-phenylsulfonyl]-piperidin-4-yl]-*N*-hydroxyacetamide;  
*N*-hydroxy-2-[4-(4-phenoxyphenylsulfinyl)-tetrahydropyran-4-yl]-acetamide;  
 2-[4-[4-(4-chlorophenoxy)-phenylsulfinyl]-tetrahydropyran-4-yl]-*N*-hydroxyacetamide;  
 2-[4-[4-(4-fluorophenoxy)-phenylsulfinyl]-tetrahydropyran-4-yl]-*N*-hydroxyacetamide;  
 5 *N*-hydroxy-2-[4-(4-phenoxyphenylthio)-tetrahydropyran-4-yl]-acetamide;  
 2-[4-[4-(4-chlorophenoxy)-phenylthio]-tetrahydropyran-4-yl]-*N*-hydroxyacetamide;  
 2-[4-[4-(4-fluorophenoxy)-phenylthio]-tetrahydropyran-4-yl]-*N*-hydroxyacetamide;  
 4-[4-(4-chlorophenoxy)phenylsulfonylmethyl]-tetrahydropyran-4-(*N*-hydroxycarboxamide);  
 4-[4-(4-bromophenoxy)phenylsulfonylmethyl]-tetrahydropyran-4-(*N*-hydroxycarboxamide);  
 10 4-[4-(4-fluorophenoxy)-phenylsulfonylmethyl]-tetrahydropyran-4-(*N*-hydroxycarboxamide);  
 3-[4-(4-chlorophenoxy)phenylsulfonyl]-2,2-dimethyl-*N*-hydroxypropionamide;  
 4-[4-(4-chlorophenoxy)phenylsulfonylmethyl]-1-(cyclopropylmethyl)piperidine-4-(*N*-hydroxycarboxamide);  
 4-[4-(4-chlorophenoxy)phenylsulfonylmethyl]-1-(nicotinoyl)piperidine-4-(*N*-hydroxycarboxamide);  
 4-[4-(phenoxy)phenylsulfonylmethyl]-tetrahydropyran-4-(*N*-hydroxycarboxamide);  
 15 4-[4-(4-(thiophen-2-yl)-phenoxy)phenylsulfonylmethyl]-tetrahydropyran-4-(*N*-hydroxycarboxamide);  
 4-[4-(4-(thiophen-3-yl)-phenoxy)phenylsulfonylmethyl]-tetrahydropyran-4-(*N*-hydroxycarboxamide);  
 4-[4-(4-(furan-2-yl)-phenoxy)phenylsulfonylmethyl]-tetrahydropyran-4-(*N*-hydroxycarboxamide);  
 4-[4-(4-(benzofuran-2-yl)-phenoxy)phenylsulfonylmethyl]-tetrahydropyran-4-(*N*-hydroxycarboxamide);  
 4-[4-(4-(thiazol-2-yl)-phenoxy)phenylsulfonylmethyl]-tetrahydropyran-4-(*N*-hydroxycarboxamide);  
 20 4-[4-(4-(thiazol-4-yl)-phenoxy)phenylsulfonylmethyl]-tetrahydropyran-4-(*N*-hydroxycarboxamide);  
 4-[4-(4-(thiazol-5-yl)-phenoxy)phenylsulfonylmethyl]-tetrahydropyran-4-(*N*-hydroxycarboxamide);  
 4-[4-(4-(imidazol-1-yl)-phenoxy)phenylsulfonylmethyl]-tetrahydropyran-4-(*N*-hydroxycarboxamide);  
 4-[4-(4-(imidazol-2-yl)-phenoxy)phenylsulfonylmethyl]-tetrahydropyran-4-(*N*-hydroxycarboxamide);  
 4-[4-(5-chloro-2-pyridyloxy)phenylsulfonylmethyl]-tetrahydropyran-4-(*N*-hydroxycarboxamide);  
 25 3-[4-(5-chloro-2-pyridyloxy)phenylsulfonyl]-2,2-dimethyl-*N*-hydroxypropionamide;  
 (R)-2-(CBZ-valinamido)-*N*-hydroxy-3-(4-phenoxyphenylsulfonyl)propionamide;  
 (R)-*N*-hydroxy-2-valinamido-3-(4-phenoxyphenylsulfonyl)propionamide;  
 (R)-2-dimethylamino-*N*-hydroxy-3-(4-phenoxyphenylsulfonyl)propionamide;  
 (R)-2-dimethylaminosulfonamido-*N*-hydroxy-3-(4-phenoxyphenylsulfonyl)propionamide

30 and pharmaceutically acceptable salts thereof.

### Definitions

35 The following definitions are set forth to illustrate and define the meaning and scope of the various terms used to describe the invention herein.

"Alkyl" means a branched or unbranched saturated hydrocarbon chain containing 1 to 8 carbon atoms, such as methyl, ethyl, propyl, *tert*-butyl, *n*-hexyl, *n*-octyl and the like.

40 "Lower alkyl" means a branched or unbranched saturated hydrocarbon chain containing 1 to 6 carbon atoms, such as methyl, ethyl, propyl, isopropyl, *tert*-butyl, *n*-butyl, *n*-hexyl and the like, unless otherwise indicated.

The term "heteroalkyl" refers to a branched or unbranched, cyclic or acyclic saturated organic radical containing carbon, hydrogen and one or more heteroatom containing substituents independently selected from OR<sup>a</sup>, NR<sup>a</sup>R<sup>b</sup>, and S(O)<sub>n</sub>R<sup>a</sup> (where n is 0, 1 or 2) and R<sup>a</sup> is hydrogen, alkyl, cycloalkyl, aryl, aralkyl, heteroaryl, heteroaralkyl or acyl, R<sup>b</sup> is hydrogen, alkyl, cycloalkyl, aryl, aralkyl, acyl, alkylsulfonyl, carboxamido, or mono- or di-alkylcarbamoyl. Representative  
 45 examples include hydroxyalkyl, aminoalkyl, alkoxyalkyl, aryloxymethyl, *N*-acylaminoalkyl, thienylthiomethyl and the like.

"Acyl" refers to the group -C(O)-R', where R' is lower alkyl.

"Alkylene" refers to a straight chain or branched chain divalent radical consisting solely of carbon and hydrogen, containing no unsaturation and having from one to six carbon atoms, *e. g.*, methylene, ethylene, propylene, 2-methylpropylene, butylene, 2-ethylbutylene, hexylene, and the like.

50 "Lower alkoxy" means the group -O-R', where R' is lower alkyl.

"Alkoxy carbonyl" means the group RO-C(O)- where R is alkyl as herein defined.

"Alkoxy carbonylalkyl" means the group ROC(O)(CH<sub>2</sub>)<sub>n</sub>- where R is alkyl as herein defined and n is 1, 2 or 3.

"Aryl" refers to a monovalent aromatic carbocyclic radical having a single ring (*e.g.*, phenyl) or two condensed rings (*e.g.*, naphthyl), which can optionally be mono-, di- or tri-substituted, independently, with hydroxy, carboxy, lower alkyl, cycloalkyl, cycloalkyloxy, lower alkoxy, chloro, fluoro, trifluoromethyl and/or cyano. The ring(s) can alternatively be  
 55 optionally monosubstituted with the group R<sup>a</sup>-Z-, where Z is oxygen, sulfur, -CH=CH-, -CH<sub>2</sub>, carbonyl, a covalent bond, or nitrogen optionally substituted with lower alkyl, and R<sup>a</sup> is a monovalent aromatic carbocyclic, heteroaryl or heterocyclo radical, or a combination thereof, having 1 or 2 rings, for example phenyl, pyridyl, thienyl, imidazolyl, furanyl, pyrimidinyl, benzothiophene, azanaphthalene, indolyl, phenyl-(furan-2-yl), phenyl-(thien-2-yl), phenyl-(thien-3-yl), phenyl-



(imidazol-2-yl), phenyl-(thiazol-2-yl), phenyl-(morpholin-2-yl), and phenyl-(oxazol-2-yl), (the ring(s) represented by R<sup>a</sup> being optionally mono- or disubstituted by hydroxy, carboxy, lower alkyl, lower alkoxy, halo, trifluoromethyl and/or cyano). Examples of aryl substituted by R<sup>a</sup>-Z- are benzoyl, diphenylmethane, biphenyl, 6-methoxybiphenyl, 4-(4-methylphenoxy)phenyl, 4-phenoxyphenyl, 2-thiophenoxyphenyl, 4-pyridethenylphenyl, 4-(thiophen-2-yl)phenoxyphenyl, 4-(thiophen-3-yl)phenoxyphenyl, 4-(2-pyridyloxy)phenyl, 4-(5-chloro-2-pyridyloxy)phenyl, 4-(thiazol-5-yl)phenoxyphenyl, 4-(imidazol-2-yl)phenoxyphenyl, and the like.

"Heteroaryl" refers to a monovalent aromatic carbocyclic radical having one or two rings incorporating one, two or three heteroatoms (chosen from N, O or S) within the ring(s), such as thiazole, oxazole, imidazole, thiophene, quinolyl, benzofuranyl, pyridyl, and indolyl, which can optionally be mono-, di- or tri-substituted, independently, with OH, COOH, lower alkyl, lower alkoxy, halo, trifluoromethyl and/or cyano.

"Aralkyl" refers to a radical of the formula R<sup>b</sup>-R<sup>c</sup>-, wherein R<sup>b</sup> is aryl as defined above and R<sup>c</sup> is alkylene as defined above, for example benzyl, phenylethylene, 3-phenylpropyl, biphenylpropyl.

"Benzyloxycarbonyl" refers to a radical of the formula R<sup>d</sup>CH<sub>2</sub>OC(O)-, where R<sup>d</sup> is phenyl. "Benzyloxycarbonylamino" refers to a radical of the formula R<sup>d</sup>CH<sub>2</sub>OC(O)NH-, where R<sup>d</sup> is phenyl.

"Cycloalkyl" means a saturated monovalent monocyclic hydrocarbon radical containing 3-8 carbon atoms, such as cyclopropyl, cyclobutyl, cyclopentyl, cyclohexyl, cycloheptyl and cyclooctyl.

"Cycloalkylalkyl" means cycloalkyl as defined above attached to an alkylene radical as defined above.

"Halo" refers to bromo, chloro or fluoro.

"Heteroaralkyl" refers to a radical of the formula R<sup>e</sup>R<sup>c</sup>-, where R<sup>e</sup> is heteroaryl as defined above and R<sup>c</sup> is alkylene as defined above.

"Heterocyclo" refers to a monovalent saturated carbocyclic radical, consisting of either a 5 to 7 membered monocyclic ring or a 9 to 14 membered bicyclic ring, substituted by one, two or three heteroatoms chosen from N, O, or S, optionally fused to a substituted or unsubstituted benzene ring. Examples of heterocyclo radicals are morpholino, piperazinyl, piperidinyl, pyrrolidinyl, tetrahydrothiopyranyl, tetrahydrothiopyranyl-1,1-dioxide, tetrahydropyranyl, and the like, which can be optionally substituted by one or more substituents independently selected from lower alkyl, lower alkoxy, alkylamino, alkylaminoalkyl, acyl valyl, alkylsulfonyl, dialkylamino, heteroaroyl, alkoxyalkyl, and an amino protecting group where appropriate (e.g. CBZ, for example, 1-CBZ-piperidin-4-yl). However, the definition "R<sup>6</sup> and R<sup>7</sup> together with the nitrogen to which they are attached represent a heterocyclo group" clearly can refer only to a heterocyclo group containing at least one nitrogen atom.

"Hydroxylamino" refers to the group -NHOH.

"BOC" refers to *tert*-butoxycarbonyl.

"CBZ" refers to benzyloxycarbonyl.

"DCC" refers to 1,3-dicyclohexylcarbodiimide.

"Valine amide" refers to the radical (CH<sub>3</sub>)<sub>2</sub>CHCH(NH<sub>2</sub>)C(O)NH-.

"Optional" or "optionally" means that the subsequently described event or circumstances may or may not occur, and that the description includes instances where said event or circumstance occurs and instances in which it does not. For example, "optionally substituted phenyl or aryl" means that the phenyl or aryl moiety may or may not be substituted and that the description includes both substituted and unsubstituted phenyl. The phrase "optional pharmaceutical excipients" indicates that a composition or dosage form so described may or may not include pharmaceutical excipients other than those specifically stated to be present, and that the formulation or dosage form so described includes instances in which optional excipients are present and instances in which they are not.

"Amino-protecting group" as used herein refers to those organic groups intended to protect nitrogen atoms against undesirable reactions during synthetic procedures, and includes, but is not limited to, benzyl, acyl, benzyloxycarbonyl (carbobenzyloxy), *p*-methoxybenzyloxy-carbonyl, *p*-nitrobenzyloxycarbonyl, *tert*-butoxycarbonyl, trifluoroacetyl, and the like.

"Base" as used here includes both strong inorganic bases such as sodium hydroxide, lithium hydroxide, ammonium hydroxide, potassium carbonate and the like, and organic bases such as pyridine, diisopropylethylamine, 4-methylmorpholine, triethylamine, dimethylaminopyridine and the like.

"Pharmaceutically acceptable salt" refers to those salts which retain the biological effectiveness and properties of the free bases or free acids and which are not biologically or otherwise undesirable. If the compound exists as a free base, the desired acid salt may be prepared by methods known to those of ordinary skill in the art, such as treatment of the compound with an inorganic acid such as hydrochloric acid, hydrobromic acid, sulfuric acid, nitric acid, phosphoric acid and the like; or with an organic acid such as acetic acid, propionic acid, glycolic acid, pyruvic acid, oxalic acid, maleic acid, malonic acid, succinic acid, fumaric acid, tartaric acid, citric acid, benzoic acid, cinnamic acid, mandelic acid, methanesulfonic acid, ethanesulfonic acid, *p*-toluenesulfonic acid, salicylic acid, and the like. If the compound exists as a free acid, the desired base salt may also be prepared by methods known to those of ordinary skill in the art, such as the treatment of the compound with an inorganic base or an organic base. Salts derived from inorganic bases include, but are not limited to, the sodium, potassium, lithium, ammonium, calcium, magnesium, iron, zinc, copper, manganese, aluminum salts and the like. Salts derived from organic bases include, but are not limited to, salts of

primary, secondary, and tertiary amines, substituted amines including naturally occurring substituted amines, cyclic amines and basic ion exchange resins, such as isopropylamine, trimethylamine, diethylamine, triethylamine, tripropylamine, ethanolamine, 2-dimethylaminoethanol, 2-diethylaminoethanol, trimethylamine, dicyclohexylamine, lysine, arginine, histidine, caffeine, procaine, hydrabamine, choline, betaine, ethylenediamine, glucosamine, methylglucamine, theobromine, purines, piperazine, piperidine, *N*-ethylpiperidine, polyamine resins and the like.

"Pharmaceutically acceptable ester" as used herein refers for example to those non-toxic esters of a compound of Formula I where R<sup>1</sup> is hydroxy, and are formed by reaction of such compounds, by means well known in the art, with an appropriate alkanol of 1-8 carbon atoms, for example methanol, ethanol, *n*-propanol, isopropanol, *n*-butanol, *tert*-butanol, *i*-butanol (or 2-methylpropanol), *n*-pentanol, *n*-hexanol, and the like.

The terms "inert organic solvent" or "inert solvent" mean a solvent inert under the conditions of the reaction being described in conjunction therewith, including, for example, benzene, toluene, acetonitrile, tetrahydrofuran ("THF"), *N,N*-dimethylformamide ("DMF"), chloroform ("CHCl<sub>3</sub>"), methylene chloride (or dichloromethane or "CH<sub>2</sub>Cl<sub>2</sub>"), diethyl ether, ethyl acetate, acetone, methylethyl ketone, methanol, ethanol, propanol, isopropanol, *tert*-butanol, dioxane, pyridine, and the like. Unless specified to the contrary, the solvents used in the reactions of the present invention are inert solvents.

The compounds of this invention may possess one or more asymmetric centers; such compounds can therefore be produced as mixtures of stereoisomers or as individual (*R*)- or (*S*)- stereoisomers. The individual enantiomers may be obtained by resolving a racemic or non-racemic mixture of an intermediate at some appropriate stage of the synthesis. It is understood that the individual (*R*)- or (*S*)-stereoisomers as well as racemic mixtures and other mixtures of stereoisomers are encompassed within the scope of the present invention.

The use of the symbol "(*R*)" or "(*S*)" preceding a substituent designates the absolute stereochemistry of that substituent according to the Cahn-Ingold-Prelog rules [see Cahn et al., *Angew. Chem. Inter. Edit.*, **5**, 385 (1966), *errata* p. 511; Cahn et al., *Angew. Chem.*, **78**, 413 (1966); Cahn and Ingold, *J. Chem. Soc.*, (London), 612 (1951); Cahn et al., *Experientia*, **12**, 81 (1956); Cahn J., *Chem. Educ.*, **41**, 116 (1964)]. Because of the interrelation of the designated substituent with the other substituents in a compound having  $\alpha$  or  $\beta$  prefixes, the designation of the absolute configuration of one substituent fixes the absolute configuration of all substituents in the compound and thus the absolute configuration of the compound as a whole.

"Stereoisomers" are isomers that differ only in the way the atoms are arranged in space.

"Enantiomers" are a pair of stereoisomers that are non-superimposable mirror images of each other. Enantiomers rotate the plane of polarized light in opposite directions. The enantiomer that rotates the plane to the left is called the levo isomer, and is designated (-). The enantiomer that rotates the plane to the right is called the dextro isomer, and is designated (+).

"Diastereoisomers" are stereoisomers which are not mirror-images of each other.

"Racemic mixture" means a mixture containing equal parts of individual enantiomers. "Non-racemic mixture" is a mixture containing unequal parts of individual enantiomers.

"Mammal" includes humans and all domestic and wild animals, including, without limitation, cattle, horses, swine, sheep, goats, dogs, cats, and the like.

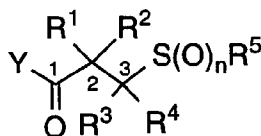
"Treating" or "treatment" as used herein cover the treatment of a disease-state in a mammal, particularly in a human, and include:

- (i) preventing the disease-state from occurring in a mammal, in particular, when such mammal is predisposed to the disease-state but has not yet been diagnosed as having it;
- (ii) inhibiting the disease-state, *i.e.*, arresting its development; or
- (iii) relieving the disease-state, *i.e.*, causing regression of the disease-state.

The term "therapeutically effective amount" refers to that amount of a compound of Formula I that is sufficient to effect treatment, as defined above, when administered to a mammal in need of such treatment. The therapeutically effective amount will vary depending on the subject and disease state being treated, the severity of the affliction and the manner of administration, and may be determined routinely by one of ordinary skill in the art.

#### Nomenclature

The compounds of Formula I, illustrated below, will be named using the indicated numbering system:



5

10

A compound of Formula I wherein Y is *N*-hydroxylamino; R<sup>1</sup> and R<sup>2</sup> are hydrogen; R<sup>3</sup> is benzyl; R<sup>4</sup> is hydrogen; R<sup>5</sup> is 4-methoxyphenyl; and n is 2, is named 3-benzyl-3-(4-methoxyphenylsulfonyl)-*N*-hydroxypropionamide.

15

A compound of Formula I wherein Y is *N*-hydroxylamino; R<sup>1</sup> and R<sup>2</sup> are hydrogen; R<sup>3</sup> and R<sup>4</sup> together with the carbon to which they are attached represent tetrahydropyran-4-yl; R<sup>5</sup> is 4-(4-fluorophenoxy)phenyl; and n is 2, is named as an acetic acid derivative, *i.e.*, 2-[4-[4-(4-fluorophenoxy)-phenylsulfonyl]-tetrahydropyran-4-yl]-*N*-hydroxy-acetamide.

A compound of Formula I wherein Y is hydroxy; R<sup>1</sup> is hydrogen; R<sup>2</sup> is methyl; R<sup>3</sup> and R<sup>4</sup> together with the carbon to which they are attached represent 1-methylpiperidin-4-yl; R<sup>5</sup> is biphenyl; and n is 1, is named 2-[4-(biphenyl-4-sulfinyl)-1-methylpiperidin-4-yl]-propionic acid.

20

A compound of Formula I wherein Y is *N*-hydroxylamino; R<sup>1</sup> and R<sup>2</sup> together with the carbon to which they are attached represent tetrahydropyran-4-yl, R<sup>3</sup> and R<sup>4</sup> are hydrogen, R<sup>5</sup> is 4-(4-chlorophenoxy)-phenyl; and n is 2, is named 4-[4-(4-chlorophenoxy)-phenylsulfonylmethyl]-tetrahydropyran-4-(*N*-hydroxycarboxamide).

### Synthetic Reaction Parameters

25

Unless specified to the contrary, the reactions described herein take place at atmospheric pressure within a temperature range from 5°C to 100°C (preferably from 10°C to 50°C; most preferably at "room" or "ambient" temperature, *e.g.*, 20°C). Further, unless otherwise specified, the reaction times and conditions are intended to be approximate, *e.g.*, taking place at about atmospheric pressure within a temperature range of about 5°C to about 100°C (preferably from about 10°C to about 50°C; most preferably about 20°C) over a period of about 1 to about 10 hours (preferably about 5

30

hours). Parameters given in the Examples are intended to be specific, not approximate. Amide couplings used to form the compounds of Formula I are generally performed by the carbodiimide method with reagents such as 1,3-dicyclohexylcarbodiimide or *N*'-ethyl-*N*'-(3-dimethylaminopropyl)-carbodiimide hydrochloride or alternatively 1-(3-dimethylaminopropyl)-3-ethylcarbodiimide hydrochloride (EDCI), in the presence of 1-hydroxybenzotriazole hydrate (HOBT) in an inert solvent such as *N,N*-dimethylformamide (DMF) or methylene chloride (CH<sub>2</sub>Cl<sub>2</sub>). Other methods of forming the amide or peptide bond include, but are not limited to, synthetic routes via an acid chloride, acyl azide, mixed anhydride or activated ester such as a *p*-nitrophenyl ester. Typically, solution phase amide couplings with or without peptide fragments are performed.

35

The selection of amino protecting groups used in the preparation of compounds of Formula I is dictated in part by the particular amide coupling conditions, and in part by the components involved in the coupling. Amino-protecting groups commonly used include those which are well-known in the art, for example, benzyloxycarbonyl (carbobenzyloxy) (CBZ), *p*-methoxybenzyloxycarbonyl, *p*-nitro-benzyloxycarbonyl, *N*-*tert*-butoxycarbonyl (BOC), and the like. It is preferred to use either BOC or CBZ as the protecting group for the α-amino group because of the relative ease of removal by mild acids in the case of BOC, *e.g.*, by trifluoroacetic acid (TFA) or hydrochloric acid in ethyl acetate; or removal by catalytic hydrogenation in the case of

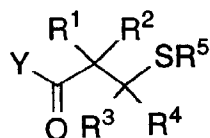
40

### PREPARATION OF COMPOUNDS OF FORMULA I

45

One method for preparing a compound of the Formula I, in particular wherein n is 1 or 2; Y is hydroxy or XONH-, where X is hydrogen or lower alkyl; R<sup>1</sup> is hydrogen or lower alkyl; R<sup>2</sup> is hydrogen, lower alkyl, aralkyl, cycloalkyl, cycloalkylalkyl, or heterocyclo; or R<sup>1</sup> and R<sup>2</sup> together with the carbon atom to which they are attached represent a cycloalkyl or heterocyclo group; R<sup>3</sup> is hydrogen, lower alkyl, cycloalkyl, cycloalkylalkyl, aralkyl, heteroaralkyl, or lower alkoxy; R<sup>4</sup> is hydrogen or lower alkyl; or R<sup>2</sup> and R<sup>3</sup> together with the carbons to which they are attached represent a cycloalkyl or heterocyclo group; or R<sup>3</sup> and R<sup>4</sup> together with the carbon to which they are attached represent a cycloalkyl or heterocyclo group; and R<sup>5</sup> is lower alkyl, aryl, aralkyl, heteroaryl, or heteroaralkyl; comprises contacting a compound of the Formula:

55



5

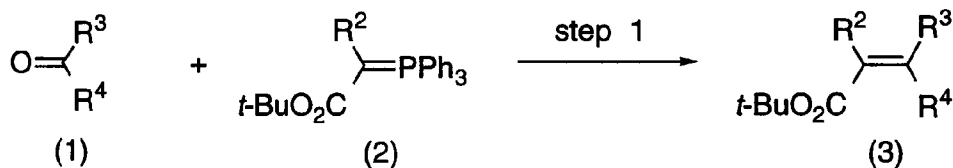
10 with an oxidizing agent. Suitable oxidation conditions are outlined in the description of reaction scheme VIII below.

One method of preparing compounds of Formula I where n is 0, R<sup>1</sup> is hydrogen and R<sup>2</sup> is not -NR<sup>6</sup>R<sup>7</sup> is from the corresponding unsaturated acid of Formula (4), the preparation of which is shown below in Reaction Scheme I:

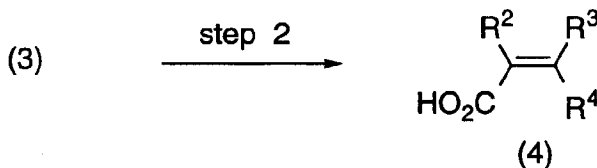
15

### REACTION SCHEME I

20



25



30

35

#### Starting Materials

40 Aldehydes and ketones of Formula (1) are commercially available, for example from Aldrich Chemical Co., or may be prepared as shown below, or prepared according to methods well known to those skilled in the art. The ylides of Formula (2) are commercially available, for example, (*tert*-butoxycarbonylmethylene)triphenylphosphorane is available from Aldrich, or may be prepared by standard methods known to those skilled in the art, for example by reacting the appropriate bromo derivative of formula R<sup>2</sup>CHBrCO<sub>2</sub>-(*tert*-butyl) with triphenylphosphine, and reacting the resulting triphenylphosphonium bromide derivative with a strong base.

45

#### Step 1 - Preparation of Compounds of Formula (3)

50 In general, a solution of an aldehyde or ketone compound of Formula (1) is reacted in an inert organic solvent, for example benzene, with a compound of Formula (2) (or alternatively, the corresponding phosphonate, for example trimethyl phosphonoacetate) for a period of 8 to 48 hours at 15°C to 30°C (aldehydes), preferably 20°C, or 70°C to 90°C (ketones), preferably 80°C, until starting material is consumed. The reaction product, an enoic ester of Formula (3), is isolated and purified by conventional means.

#### Step 2 - Preparation of Compounds of Formula (4)

55

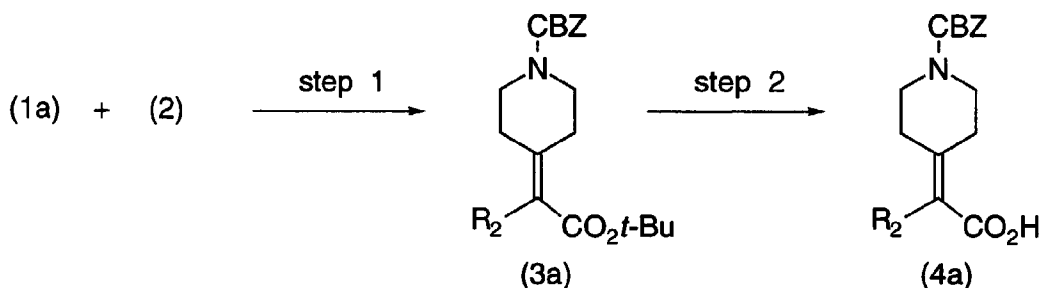
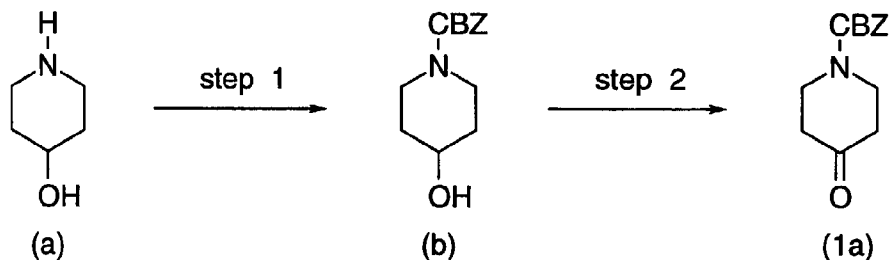
The compound of Formula (3) is then hydrolyzed under acidic conditions, optionally in the presence of an inert solvent, *e.g.*, treatment with trifluoroacetic acid in methylene chloride for about 20 minutes to 3 hours. The reaction is carried out at a temperature range from about 0°C to 40°C, preferably at about room temperature. In the case where trimethyl phosphonoacetate is used in Step 1, a methyl ester is produced which may be hydrolyzed conventionally

under basic conditions, for example sodium hydroxide in aqueous methanol or ethanol. The reaction product, an enoic acid of Formula (4), is isolated and purified by conventional means.

Preparation of Compounds of Formula (4) where R<sup>3</sup> and R<sup>4</sup> together with the Carbon to which they are attached represent a Piperidine Derivative

The preparation of compounds of Formula (4) where R<sup>3</sup> and R<sup>4</sup> together with the carbon to which they are attached represent a piperidine derivative, represented below as a compound of Formula (4a), in general requires the protection of the NH group. An example is shown below in Reaction Scheme II.

### REACTION SCHEME II



#### Step 1 - Preparation of Compounds of Formula (b)

In general, a solution of a hydroxypiperidine compound of Formula (a) is protected by reaction of (a) in an inert organic solvent, for example tetrahydrofuran, in the presence of an excess of a tertiary base, for example triethylamine, with an equimolar amount of benzyl chloroformate. The reaction is carried out in the temperature range from about 0°C to 40°C, preferably at about 25°C, for about 10 to 30 hours, preferably about 18 hours. The reaction product of Formula (b) is isolated and purified by conventional means.

#### Step 2 - Preparation of Compounds of Formula (1a)

A compound of Formula (1a) is a compound of Formula (1) where R<sup>3</sup> and R<sup>4</sup> together with the carbon to which they are attached represent a protected piperidine derivative.

In general, a solution of a compound of Formula (b) is oxidized to a ketone of Formula (1a) by reaction of (b) in an inert organic solvent, for example methylene chloride, with an oxidizing agent, for example pyridinium chlorochromate, preferably in the presence of an inert support, for example Celite. The reaction is carried out in the temperature range

from about 0°C to 40°C, preferably at about 25°C, for about 10 to 30 hours, preferably about 18 hours. The reaction product of Formula (1a) is isolated and purified by conventional means.

Alternatively, reaction of commercially available 4-piperidone monohydrate hydrochloride with benzyl chloroformate under Schotten-Baumann conditions gives a compound of Formula (1a) in a single step.

5 Preparation of Compounds of Formula (4) where R<sup>3</sup> and R<sup>4</sup> Together with the Carbon to which they are attached Represent a Piperidine Derivative

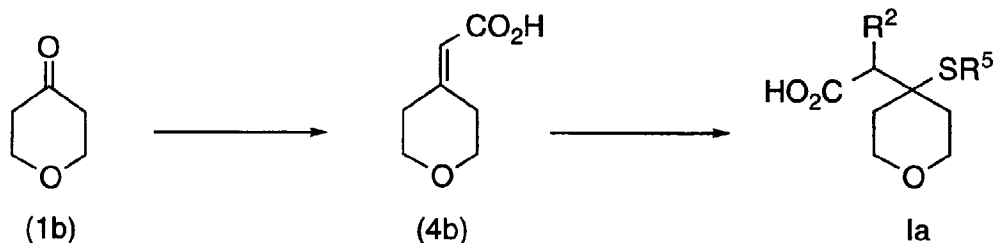
10 A compound of Formula (4) where R<sup>3</sup> and R<sup>4</sup> together with the carbon to which they are attached represent a piperidine derivative is represented as a compound of Formula (4a).

The protected piperidine ketone of Formula (1a) is converted to (3a), which is hydrolyzed to (4a) as described in Reaction Scheme I, Steps 1 and 2. The compound of Formula (4a) is then converted to a compound of Formula I where n is 0 as described in Reaction Scheme III below. The benzyloxycarbonyl (CBZ) protecting group is removed by catalytic hydrogenation, to give a compound of Formula I where R<sup>3</sup> and R<sup>4</sup> together with the carbon to which they are attached represent piperidine.

15 Preparation of Compounds of Formula (4) where R<sup>3</sup> and R<sup>4</sup> Together with the Carbon to which they are attached Represent a Pyran Derivative

20 Compounds of Formula (4) where R<sup>3</sup> and R<sup>4</sup> together with the carbon to which they are attached represent a tetrahydropyran derivative, represented as Formula (4b), are prepared similarly to the procedure shown above, starting from the corresponding 4-oxotetrahydropyran. The reaction is shown below in Reaction Scheme III and described in Example 3.

25 REACTION SCHEME III



40 The tetrahydropyran derivative of Formula (4b) is then converted to the corresponding compound of Formula I, *i.e.*, a compound of Formula I where n is 0, as described in Reaction Scheme VII.

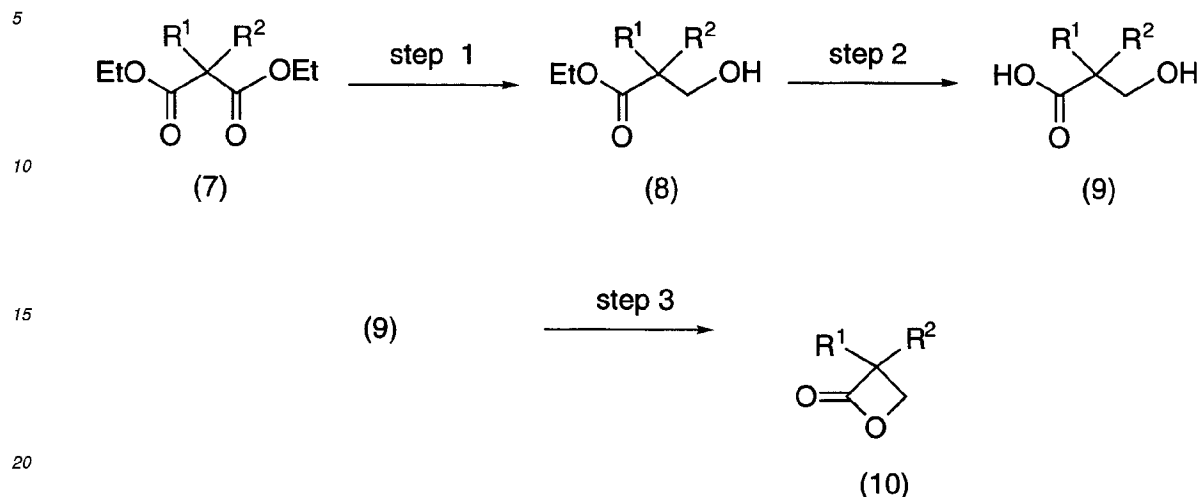
45 Preparation of Compounds of Formula (4) where R<sup>3</sup> and R<sup>4</sup> Together with the Carbon to which they are Attached represent a Tetrahydrothiopyran-1,1-dioxide Derivative

Compounds of Formula (4) where R<sup>3</sup> and R<sup>4</sup> together with the carbon to which they are attached represent a tetrahydrothiopyran-1,1-dioxide derivative are prepared similarly to the procedure shown above, starting from the corresponding 4-oxotetrahydrothiopyran.

50 The tetrahydrothiopyran-1,1-dioxide derivative of Formula (4) is then converted to the corresponding compound of Formula I where n is 0 as described in Reaction Scheme III.

Alternative Preparation of Compounds of Formula I

55 Another method of preparing compounds of Formula I where R<sup>2</sup> is not -NR<sup>6</sup>R<sup>7</sup> and R<sup>3</sup> and R<sup>4</sup> are both hydrogen is from the corresponding lactone of Formula (10), the preparation of which is shown below in Reaction Scheme IV.

REACTION SCHEME IVStep 1 - Preparation of Compounds of Formula (8)

The starting compounds of Formula (7) are commercially available, or may be prepared by means well known in the art starting from diethyl malonate, *e.g.*, Gibson and Johnson, *J. Chem. Soc.*, p2525 (1930), (other diesters may be employed in place of the diethyl ester if desired). In general, a solution of a compound of Formula (7) is dissolved in an inert aromatic solvent, preferably benzene or toluene, and cooled to about -40° to -20°C, preferably about -30°C. To this cold solution is added a suitable hindered reducing agent, preferably diisobutylaluminum hydride in an inert aromatic solvent, maintaining the temperature at no higher than about 25°C. After the addition is complete, the reaction is maintained at about 15°C until all the starting material is consumed. After about 10 minutes the reaction is quenched by addition of a protic solvent, preferably ethanol, maintaining the temperature at no higher than about -15°C. Sodium borohydride is optionally added, but preferably the reaction is simply allowed to warm to about room temperature. The reaction product of Formula (8) is isolated and purified by conventional means.

Step 2 - Preparation of Compounds of Formula (9)

In general, the compound of Formula (8) is hydrolysed with a base to form the hydroxymethyl acid of Formula (9). The compound of Formula (8) is dissolved in an aqueous protic solvent, preferably aqueous methanol, and reacted with about 3 molar equivalents of a base, for example potassium hydroxide or lithium iodide, followed by sodium cyanide. The reaction is carried out in the temperature range from about 80°C to 120°C, preferably at about the reflux temperature of the solvent mixture, for about 8 hours. The reaction product of Formula (9) is isolated and purified by conventional means.

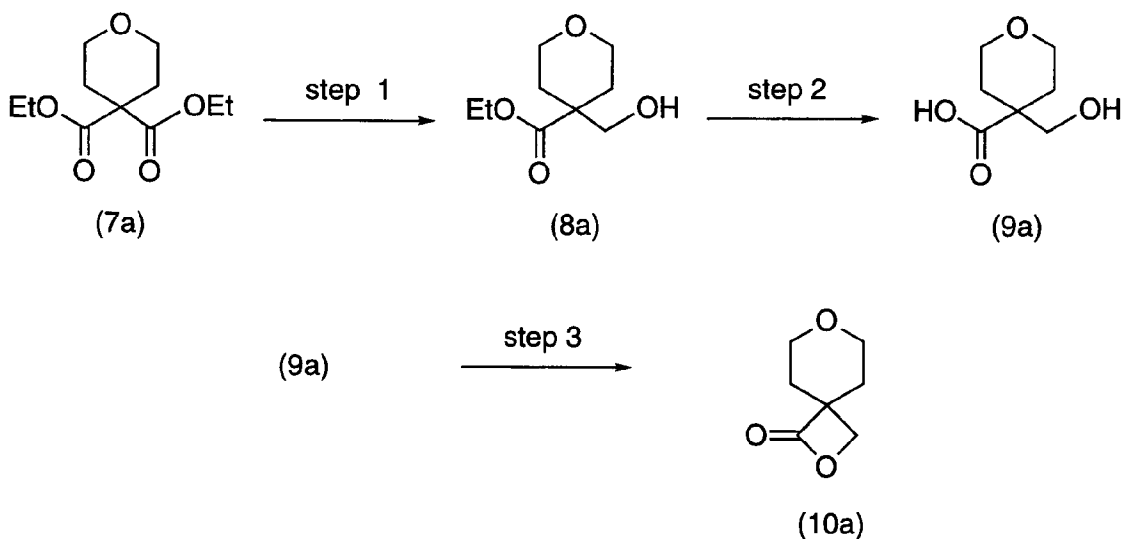
Step 3 - Preparation of Compounds of Formula (10)

In general, the compound of Formula (9) is dehydrated to form a lactone of Formula (10). To a mixture of the compound of Formula (9) and about 2 molar equivalents of a tertiary base, preferably triethylamine, optionally in the presence of 4-dimethylaminopyridine, in an inert solvent, for example, diethyl ether or dichloromethane, at about -20°C, is added about 1 molar equivalent of a dehydrating agent, for example trifluoromethanesulfonic anhydride, methanesulfonic anhydride, methanesulfonyl chloride, *p*-toluenesulfonyl chloride, benzenesulfonyl chloride, preferably benzenesulfonyl chloride. The reaction is carried out at about -10°C, for about 10 minutes to 4 hours, preferably about 30 minutes. The reaction product of Formula (10) is isolated by conventional means synthesis without further purification.

Preparation of Compounds of Formula (10) where R<sup>1</sup> and R<sup>2</sup> together with the Carbon to which they are attached Represent a Tetrahydropyran Derivative

To give a specific example, the preparation of a compound of Formula (10) where R<sup>1</sup> and R<sup>2</sup> together with the carbon to which they are attached represent a tetrahydropyran derivative (represented as Formula (10a)) is shown below in Reaction Scheme V, and described in Example 5.

REACTION SCHEME V

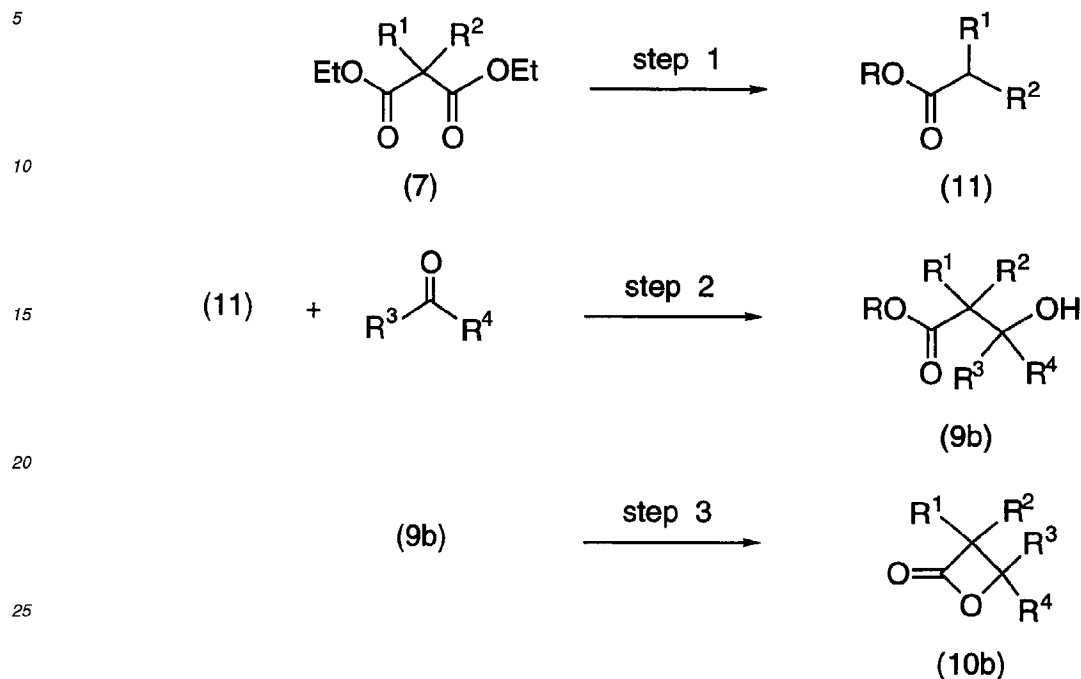


The starting compound of Formula (7a) is either commercially available or may be prepared as shown in Example 31A. Steps 1-3 are carried out in the same manner as shown in Reaction Scheme IV.

Preparation of Compounds of Formula (10) where R<sup>3</sup> and R<sup>4</sup> are as Defined in the compounds of formula I

The preparation of a compound of Formula (10) where R<sup>3</sup> and R<sup>4</sup> are as defined in the compounds of formula I, represented as Formula (10b), is shown below in Reaction Scheme VI, and described in Example 5.



REACTION SCHEME VIStep 1 - Preparation of Compounds of Formula (11)

The compound of Formula (11), where R is Et, may be prepared from the compound of Formula (7) by decarboxylation. In general, the diester is reacted with a mixture of lithium iodide and sodium cyanide at about 130° to 140°C in a suitable solvent, for example *N,N*-dimethylformamide, for about 24 hours.

Step 2 - Preparation of Compounds of Formula (9b)

In general, an anion of a compound of Formula (11), where R is H or lower alkyl, is reacted with a compound of the formula  $\text{R}^3\text{R}^4\text{C}=\text{O}$  to form a hydroxy acid or hydroxy ester, respectively, of Formula (9b).

A solution of the compound of Formula (11) in an anhydrous ethereal solvent, preferably tetrahydrofuran, is added to about 1.1 molar equivalent (when R is lower alkyl) or about 2 molar equivalents (when R is hydrogen) of a hindered base, preferably lithium diisopropylamide, in an anhydrous ethereal solvent, preferably tetrahydrofuran, at about 0°C. When the addition is complete, a small quantity of a polar solvent is optionally added, preferably hexamethylphosphoramide. To this mixture is added an excess of a compound of the formula  $\text{R}^3\text{R}^4\text{C}=\text{O}$ . The addition is carried out at a temperature range of about -78 to 10°C, preferably at about -78°C when  $\text{R}^3$  and  $\text{R}^4$  are hydrogen, or preferably 0°C for ketones, followed by reaction at room temperature for about 2-24 hours, preferably about 10 hours. Where R in the starting material of Formula (11) is hydrogen, the reaction product of Formula (9b) is isolated and purified by conventional means. Where R in the starting material of Formula (11) is lower alkyl, the reaction product of Formula (9b), where R = H, is obtained by hydrolyzing the ester product using a base, preferably lithium hydroxide, as described above, then isolating and purifying (9b) by conventional means.

Step 3 - Preparation of Compounds of Formula (10b)

The compound of Formula (9b) is then converted to a compound of Formula (10b) in the same manner as described in Reaction Scheme IV.

The method of Reaction Scheme VI can be used, for example, to prepare compounds of Formula (10) where  $\text{R}^1$  and  $\text{R}^2$  taken together with the carbon to which they are attached is tetrahydropyran-4-yl, by starting with 4-carboxytet-

rahydropyran or an ester thereof, for example, the ethyl ester. Similarly, compounds of Formula (10) where R<sup>1</sup> and R<sup>2</sup> taken together with the carbon to which they are attached is piperidin-4-yl or derivatives thereof, may be prepared by starting with 1-benzyloxycarbonyl-4-carboxypiperidine, *N*-(*tert*-butoxycarbonyl)-4-carboxypiperidine, or an ester thereof, for example, the ethyl ester.

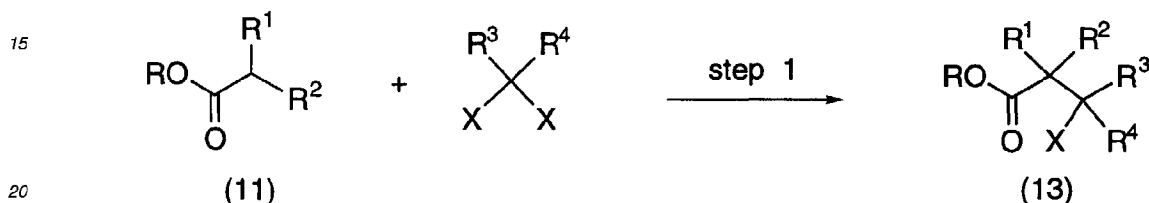
5

#### Alternative Preparation of Compounds of Formula I

Compounds of Formula I can also be prepared from compounds of Formula (13), the preparation of which is shown below in Reaction Scheme VIa, and described in Example 5A.

10

#### REACTION SCHEME VIA



20

where R is hydrogen or lower alkyl, and X is halo or *p*-tosyl.

#### 25 Step 1 - Preparation of Compounds of Formula (13) from (11)

The starting compounds of Formula (13) are commercially available, for example, an ester of commercially available chloropivalic acid may be prepared conventionally, or compounds of Formula (13) may be prepared by means well known in the art, for example, Gibson and Johnson, *J. Chem. Soc.*, p2525 (1930). In general, an anion of a compound of Formula (11) is reacted with an alkyl dihalide to form a halo-substituted hydroxy acid ester of Formula (13).

30

A solution of the compound of Formula (11) in an anhydrous ethereal solvent, preferably tetrahydrofuran, is added to about 1.1 molar equivalent (when R is lower alkyl) or about 2 molar equivalents (when R is hydrogen) of a hindered base, preferably lithium diisopropylamide, in an anhydrous ethereal solvent, preferably tetrahydrofuran, at about -100 to 0°C, preferably at about -78°C. To this mixture is added an excess of an alkyl dihalide, preferably diiodomethane. The addition is carried out a temperature range of about -5° to 50°C for about 1-5 hours. The reaction product of Formula (13) is isolated by conventional means, and preferably used in the next step of the synthesis without further purification.

35

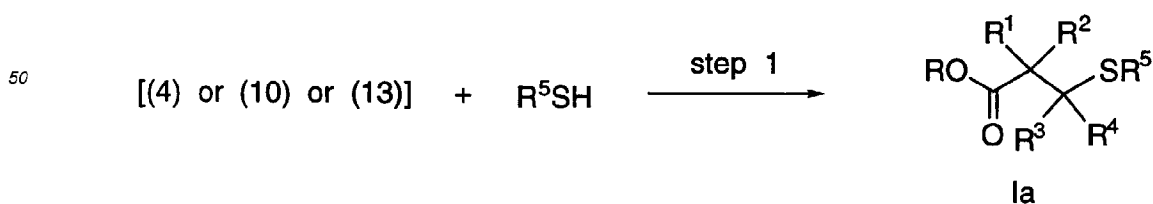
It should be noted that a compounds of Formula (13) where X is *p*-tosyl, are obtained by tosylation by conventional means of compounds of Formula (8) or (9b).

#### 40 Preparation of Compounds of Formula I

The intermediates of Formulae (4), (10), and (13) may be converted to compounds of Formula I where Y is hydroxy and n is 0, designated as compounds of Formula Ia, as shown in Reaction Scheme VII below.

45

#### REACTION SCHEME VII



55

where R is hydrogen or lower alkyl.

Compounds of Formula (4) are either commercially available, for example from Aldrich, or may be prepared according to methods known to those skilled in the art, for example, as described by Mannich and Rister, *Chem. Ber.*, 57, 1116

(1924) for acids where R<sup>3</sup> and R<sup>4</sup> are each hydrogen, or may be prepared as described above, or as described in Example 3. Compounds of Formula (5) are commercially available, for example from Aldrich, Fluka, etc.), or may be prepared according to methods known to those skilled in the art, *e.g.*, as described below in Example 4.

5 Step 1 - Preparation of Compounds of Formula Ia from (4)

Compounds of Formula I where n is 0 and Y is hydroxy, designated as compounds of Formula Ia, may be prepared by heating an enoic acid of Formula (4) with an equimolar amount of a thiol of Formula (5) in the presence of an approximately equimolar amount of a secondary amine, preferably piperidine. The reaction is carried out in the temperature  
10 range from about 70°C to 120°C, preferably at about 100°C, for about 1 to 24 hours, preferably about 3 hours. The sulfide reaction product, a compound of Formula Ia, is isolated and purified by conventional means.

Step 1 - Preparation of Compounds of Formula Ia from (10)

15 Compounds of Formula I where n is 0 and Y is hydroxy, designated as compounds of Formula Ia, may be prepared by reacting a lactone of Formula (10) with about 1.1 molar equivalents of an anion of a thiol of Formula (5) (generated by reaction of (5) with an alkaline metal hydride, preferably sodium hydride in a polar solvent, preferably *N,N*-dimethylformamide). The reaction is carried out in a polar solvent, preferably *N,N*-dimethylformamide, at a temperature range of about 0°C to 70°C, preferably at about 0° to 25°C. The sulfide reaction product, a compound of Formula Ia, is isolated  
20 and purified by conventional means.

Step 1 - Preparation of Compounds of Formula Ia from (13)

25 Compounds of Formula I where n is 0 and Y is hydroxy or lower alkoxy, designated as compounds of Formula Ia, may be prepared by reacting an enoic acid ester of Formula (13) with about 1.1 molar equivalents of an anion of a thiol of Formula (5) (generated by reaction of (5) with an alkaline metal hydride, preferably sodium hydride in a polar solvent, preferably *N,N*-dimethylformamide). The reaction is carried out in a polar solvent, preferably *N,N*-dimethylformamide, at a temperature range of about 30°C to 120°C, preferably at about 80°C, for about 10 minutes. The sulfide reaction  
30 product, a compound of Formula Ia, is isolated and purified by conventional means.

Conversion of Compounds of Formula Ia to other Compounds of Formula I

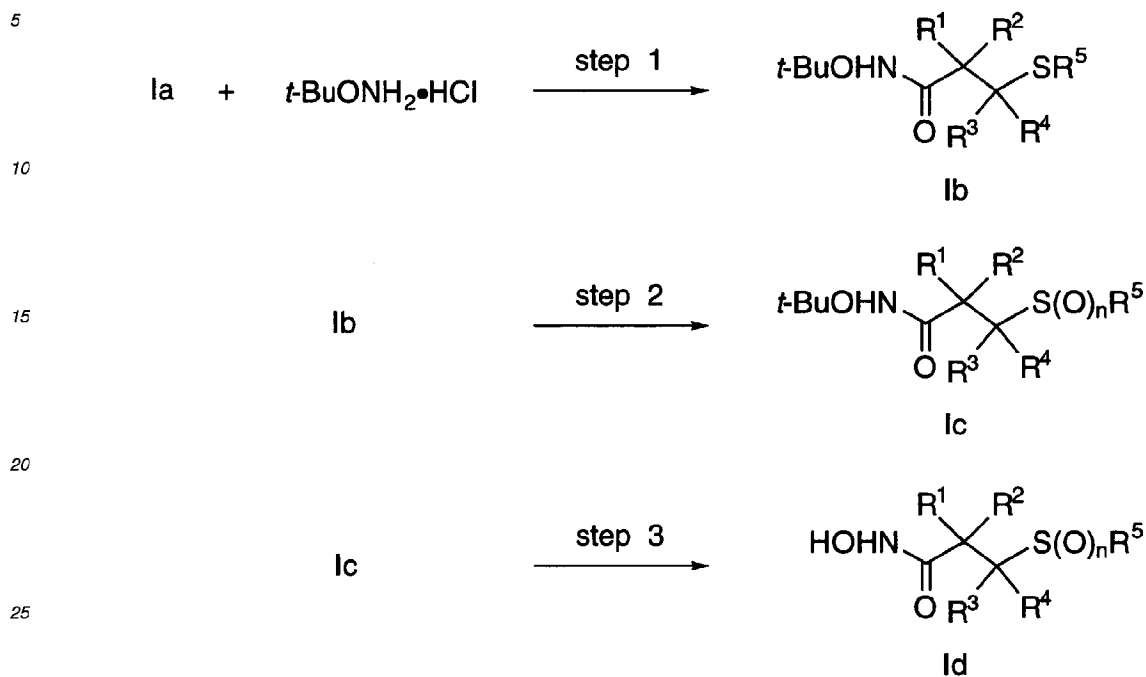
35 One method of converting compounds of Formula Ia to other compounds of Formula I is shown below in Reaction Scheme VIII.

40

45

50

55

REACTION SCHEME VIIIStep 1 - Preparation of Compounds of Formula Ib

35 In general, compounds of Formula I where n is 0 and Y is *tert*-BuONH-, designated as compounds of Formula Ib, are prepared by reacting a compound of Formula Ia with an excess of a *O*-(*tert*-butyl)-hydroxylamine hydrochloride and *N*-ethyl-*N'*-(3-dimethylaminopropyl)-carbodiimide hydrochloride (or other carbodiimide derivatives, for example 1,3-dicyclohexylcarbodiimide), in the presence of 1-hydroxybenzotriazole hydrate and a tertiary base, for example dimethylaminopyridine, triethylamine, 4-methylmorpholine, pyridine, or a mixture of such bases. The reaction is carried out in an inert solvent, preferably methylene chloride, in the temperature range from about 0°C to 40°C, preferably at about 25°C, for about 10 to 30 hours, preferably about 18 hours. The *N*-*tert*-butoxy reaction product, a compound of Formula Ib, is isolated and purified by conventional means.

Step 2 - Preparation of Compounds of Formula Ic where n is 1

45 In general, compounds of Formula I where n is 1 and Y is *tert*-BuONH-, (*i.e.*, sulfoxides), designated as compounds of Formula Ic, are prepared from compounds of Formula Ib by reaction with a mild oxidizing agent, for example sodium periodate or one equivalent of "OXONE"<sup>™</sup> (potassium peroxymonosulfate, Aldrich Chemical Co.), until starting material can no longer be detected. The reaction is carried out in an inert solvent, preferably aqueous acetone, in the temperature range from about 0°C to 40°C, preferably at about 25°C, for about 10 minutes to 4 hours, preferably about 30 minutes. The sulfoxide product, a compound of Formula Ic where n is 1, is isolated and purified by conventional means.

Step 2 - Preparation of Compounds of Formula Ic where n is 2

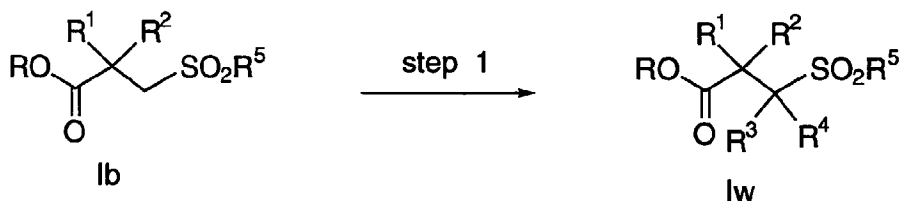
55 In general, compounds of Formula I where n is 2, Y is *tert*-BuONH-, and R<sup>1</sup> is hydrogen (*i.e.*, sulfones), designated as compounds of Formula Ic, are prepared from compounds of Formula Ib by reaction with about 1-3 molar equivalents, preferably about 1.5 molar equivalents, of a strong oxidizing agent, for example, *m*-chloroperbenzoic acid or OXONE. The reaction is carried out in an inert solvent, preferably a protic solvent, preferably aqueous methanol, in the temperature range from about 0°C to 40°C, preferably at about 25°C, for about 10 minutes to 4 hours, preferably about 2 hours. The sulfone product, a compound of Formula Ic where n is 2, is isolated and purified by conventional means.

Step 3 - Preparation of Compounds of Formula Id

In general, compounds of Formula I where Y is HONH-, designated as compounds of Formula Id, are prepared by hydrolysing an *N-tert*-butoxy compound of Formula Ib or Ic under acid conditions under conditions similar to that shown for the preparation of compounds of Formula (4) above, or using hydrochloric acid gas in a sealed tube in an inert solvent, for example, 1,2-dichloroethane. The hydroxyamino reaction product, a compound of Formula Id where Y is HONH-, is isolated and purified by conventional means.

Alternative Method of Introduction of R<sup>3</sup> and R<sup>4</sup> into Compounds of Formula I

An alternative method of introducing the groups R<sup>3</sup> and R<sup>4</sup> into compounds of Formula I is shown below in Reaction Scheme VIII.A.

REACTION SCHEME VIII.A

where R is hydrogen or lower alkyl.

Step 1- Preparation of Compounds of Formula I where n is 2, and R<sup>3</sup> is as defined in the compounds of formula I but is other than Hydrogen

The compounds of Formula I where n is 2, Y is hydroxy or alkoxy, R<sup>3</sup> is as defined in the compounds of formula I other than hydrogen, and R<sup>1</sup>, R<sup>2</sup>, and R<sup>4</sup> are defined in the compounds of formula I, designated as compounds of Formula Iw are prepared by the alkylation of compounds of Formula I where both R<sup>3</sup> and R<sup>4</sup> are hydrogen.

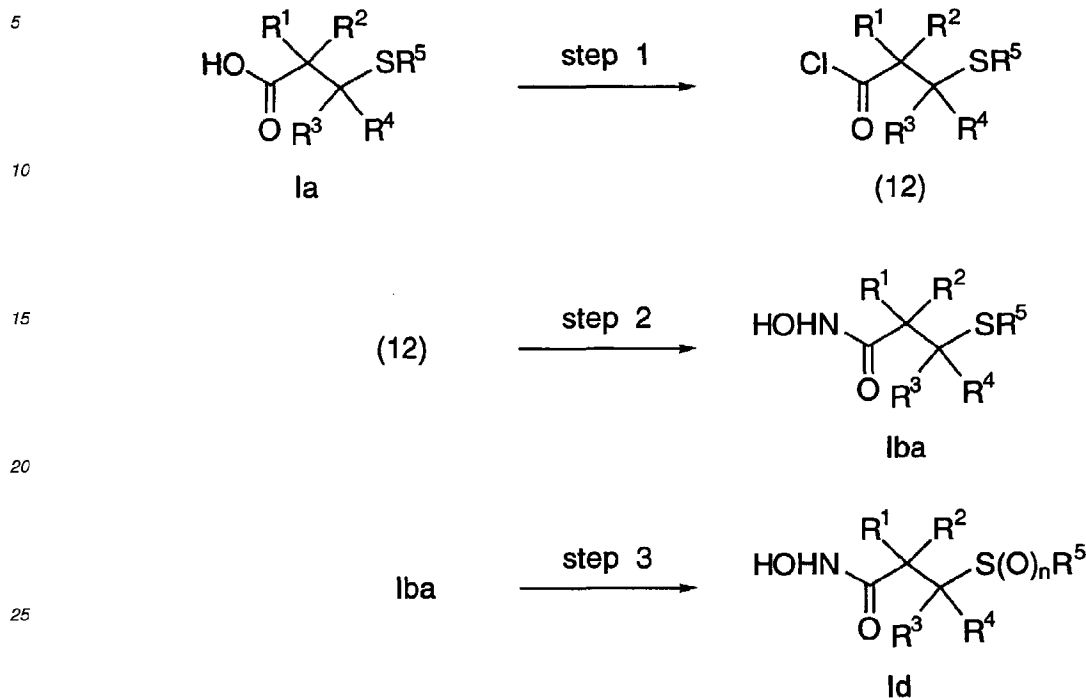
A solution of the compound of Formula Iw in an anhydrous ethereal solvent, preferably tetrahydrofuran, is added to a hindered base, preferably lithium diisopropylamide, in a manner similar shown above in Reaction Scheme VIA. To this mixture is added about 1 molar equivalent of an alkyl or aralkyl halide. The reaction addition is stirred for about 1-3 hours, then stirred for an additional 1-5 hours, preferably 3 hours, at about room temperature. The reaction product is isolated and purified by conventional means.

R<sup>4</sup> may be introduced in the same manner as shown above.

Compounds of Formula Iw can be converted to other compounds of Formula I as shown previously.

Preferred Procedure for Preparing Compounds of Formula Id from Compounds of Formula Ia

A preferred method of converting compounds of Formula Ia to other compounds of Formula I is shown below in Reaction Scheme IX.

REACTION SCHEME IXStep 1 - Preparation of Compounds of Formula 1ba

35 In general, an acid halide of a compound of Formula 1a, designated as compounds of Formula (12), is prepared by reacting a compound of Formula 1a with a halogenating agent.

40 The compound of Formula 1a is reacted with an excess of a halogenating agent, for example oxalyl chloride, oxalyl bromide, phosphorous oxychloride, phosphorous trichloride, phosphorous pentachloride, thionyl chloride, preferably oxalyl chloride in the presence of a small amount of *N, N*-dimethylformamide as a catalyst. The reaction is carried out in an inert solvent, preferably methylene chloride, in the temperature range from about 0°C to 40°C, preferably at about 25°C, for about 10 to 30 hours, preferably about 18 hours. The acid halide reaction product, a compound of Formula (12), is isolated by conventional means.

Step 2 - Preparation of Compounds of Formula 1ba

45 Compounds of Formula 1 where n is 0 and Y is HONH-, designated as compounds of Formula 1ba, may be prepared by reacting a compound of Formula (12) with about 1-5 molar equivalents, preferably about 3.5 molar equivalents, of *N, O*-bis(trimethylsilyl)-hydroxylamine, or more preferably aqueous hydroxylamine dissolved in a suitable solvent, for example a mixture of *tert*-butanol/tetra-hydrofuran. The reaction is carried out in an inert solvent, preferably methylene chloride, in the temperature range from about 0°C to 25°C, preferably at about 25°C, for about 1-10 hours, preferably about 3 hours for *N, O*-bis(trimethylsilyl)hydroxylamine, or about 1.5 hours for aqueous hydroxylamine. The *N*-hydroxamic acid product, a compound of Formula 1ba, is isolated and purified by conventional means.

Step 3 - Preparation of Compounds of Formula 1d

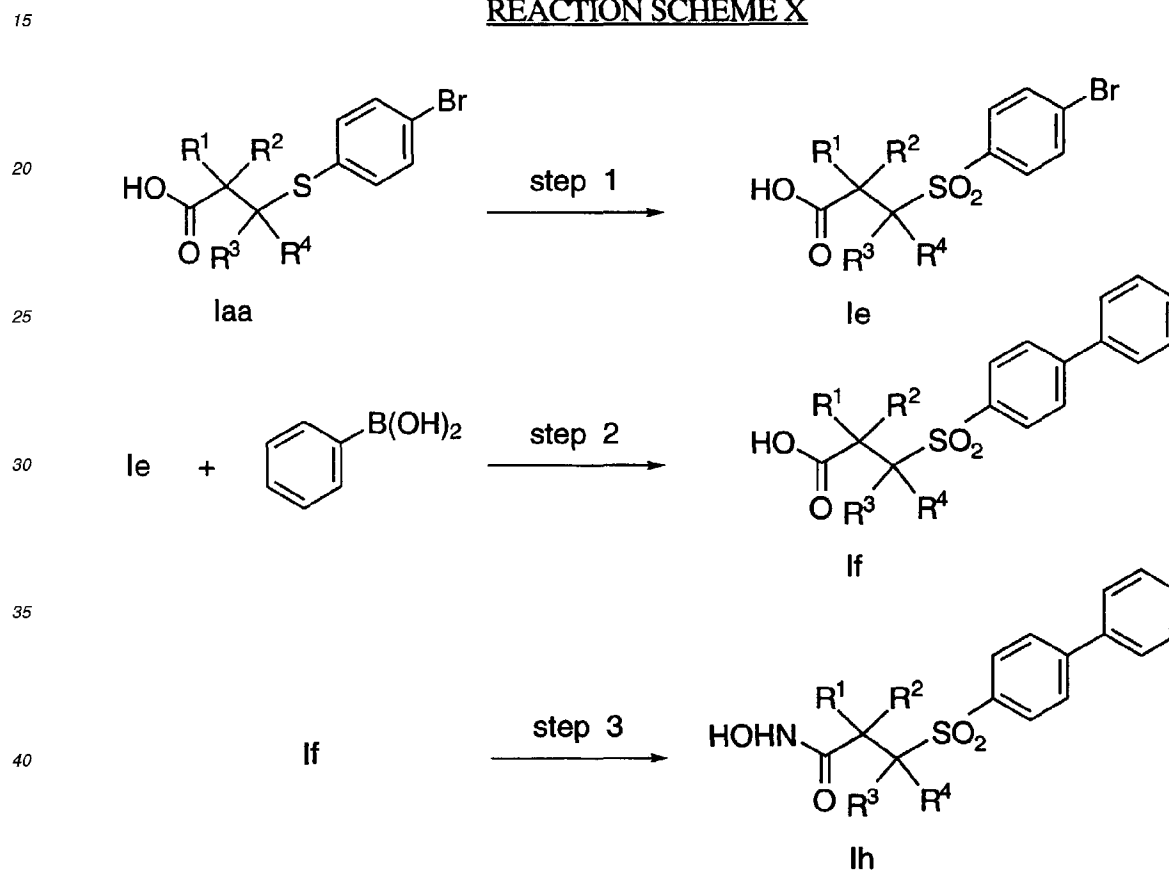
55 The compound of Formula 1ba is converted to a compound of Formula 1d where n is 1 or 2 in the same manner as shown in Reaction Scheme VIII, steps 2 or 3, above.

Alternative Preparation of Compounds of Formula I

It should be noted that the sequence of the steps in the above Reaction Schemes for the preparation of compounds of Formula I d may be changed. That is, a compound of Formula I a may be oxidized first to a sulfone, followed by conversion of the carboxy group to hydroxyamino as shown above, if so desired.

Preparation of Compounds of Formula I where R<sup>5</sup> is Biphenyl

Compounds of Formula I where R<sup>5</sup> is optionally substituted biphenyl are preferably prepared from compounds of Formula I a where R<sup>5</sup> is optionally substituted bromophenyl. For example, compounds where R<sup>5</sup> is 4-biphenyl can be prepared from compounds of Formula I a where R<sup>5</sup> is 4-bromophenyl, represented below as a compound of Formula I a a, as shown below in Reaction Scheme X.

REACTION SCHEME XStep 1 - Preparation of Compounds of Formula Ie

In general, compounds of Formula I where n is 2, Y is hydroxy, R<sup>5</sup> is 4-bromophenyl, and R<sup>1</sup>, R<sup>2</sup>, R<sup>3</sup>, and R<sup>4</sup> are as defined in the compounds of formula I, designated as compounds of Formula Ie, are prepared from compounds of Formula Iaa by reaction with a strong oxidizing agent in the same manner as shown above in Reaction Scheme VIII, Step 2.

Step 2 - Preparation of Compounds of Formula If

In general, compounds of Formula I where n is 2, Y is hydroxy, R<sup>5</sup> is biphenyl, and R<sup>1</sup>, R<sup>2</sup>, R<sup>3</sup>, and R<sup>4</sup> are as defined in the compounds of formula I, designated as compounds of Formula If, are prepared by reacting a compound of Formula Ie with phenylboronic acid and zero-valent palladium catalysts, preferably tetrakis(triphenylphosphine)palladium.

The reaction is carried out in a protic solvent, preferably a mixture of ethanol and benzene, in the temperature range from about 30°C to 100°C, preferably at about 80°C. When the desired temperature is reached, aqueous 2M sodium carbonate is added, and refluxing continued for about 1-8 hours, preferably about 2 hours. The reaction product, a compound of Formula If, is isolated by conventional means and preferably purified using preparative TLC.

5

### Step 3 - Preparation of Compounds of Formula Ih

In general, compounds of Formula I where n is 2, Y is HONH-, R<sup>5</sup> is biphenyl, and R<sup>1</sup>, R<sup>2</sup>, R<sup>3</sup>, and R<sup>4</sup> are as defined in the compounds of formula I, designated as compounds of Formula Ih, may be prepared from the corresponding compounds of Formula If in the same manner as shown above in Reaction Scheme VIII, or preferably as shown in Reaction Scheme IX or X.

10

To prepare compounds of Formula I where R<sup>5</sup> is substituted biphenyl, a compound of Formula Iaa optionally substituted on the 4-bromophenyl ring is reacted with an optionally substituted boronic acid in the same manner as shown above.

15

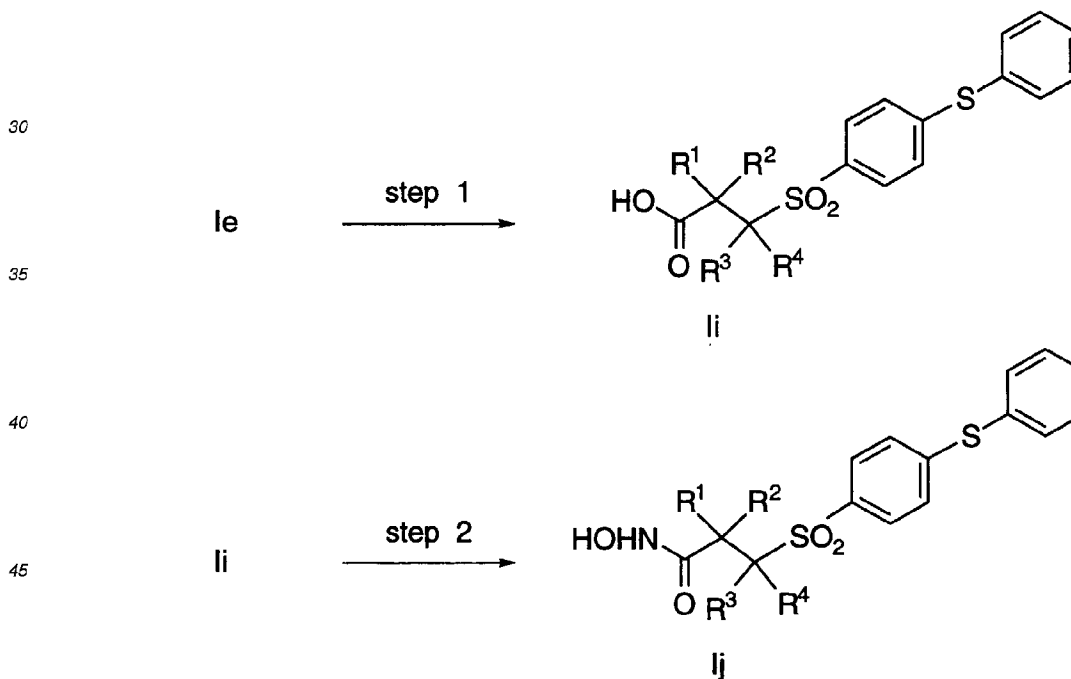
### Preparation of Compounds of Formula I where R<sup>5</sup> is Diphenylsulfide

Compounds of Formula I where R<sup>5</sup> is optionally substituted diphenylsulfide are preferably prepared from the corresponding compounds of Formula Ie, *i.e.*, compounds of Formula I in which R<sup>5</sup> is optionally substituted 4-bromophenyl, prepared as in Reaction Scheme X. For example, compounds where R<sup>5</sup> is 4-diphenylsulfide can be prepared from compounds of Formula Ie as shown below in Reaction Scheme XI.

20

### REACTION SCHEME XI

25



### Step 1 - Preparation of Compounds of Formula li

55

In general, compounds of Formula I where n is 2, Y is hydroxy, R<sup>5</sup> is 4-diphenylsulfide, and R<sup>1</sup>, R<sup>2</sup>, R<sup>3</sup>, and R<sup>4</sup> are as defined in the compounds of formula I, designated as compounds of Formula li, are prepared from compounds of Formula Ie by heating an anion of thiophenol (preferably prepared *in situ*, for example, by treatment of thiophenol with sodium or potassium hydride, preferably potassium hydride, in a polar solvent, preferably *N,N*-dimethylformamide. The



reaction is carried out in a polar solvent, preferably *N,N*-dimethylformamide, in the temperature range from about 30°C to 100°C, preferably at about 75°C, for about 4-48 hours, preferably about 18 hours. The reaction product, a compound of Formula II, is isolated by conventional means and preferably purified using preparative TLC.

5 Step 2 - Preparation of Compounds of Formula Ij

In general, compounds of Formula I where *n* is 2, Y is HONH-, R<sup>5</sup> is 4-diphenylsulfide, and R<sup>1</sup>, R<sup>2</sup>, R<sup>3</sup>, and R<sup>4</sup> are as defined in the compounds of formula I, designated as compounds of Formula Ij, are prepared from the corresponding compounds of Formula I in the same manner as shown above in Reaction Scheme VIII, or preferably as shown in Reaction Scheme IX or X.

To prepare compounds of Formula I where R<sup>5</sup> is substituted 4-diphenylsulfide, a compound of Formula Ie optionally substituted on the 4-bromophenyl ring is reacted with an optionally substituted anion of thiophenol in the same manner as shown above.

15 Preparation of Compounds of Formula I where R<sup>5</sup> is 4-[4-(thiophen-2-yl)phenoxy]phenyl

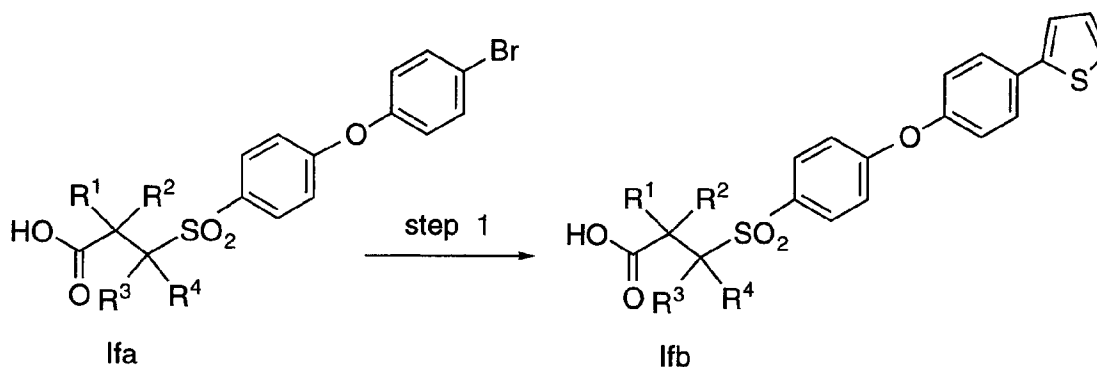
Compounds of Formula I where R<sup>5</sup> is optionally substituted 4-[4-(4-thiophen-2-yl)phenoxy]phenyl are prepared from the corresponding compounds of Formula I where R<sup>5</sup> is optionally substituted 4-(4-bromophenoxy)phenyl. This reaction is shown in Reaction Scheme XIA.

20

SCHEME XIA

25

30



40 Preparation of Compounds of Formula Ifb

The 4-bromo group of the compound of Formula I (Ifa), which may be prepared by methods analogous to those previously shown, or as described in Example 16D, is displaced to give a compound of Formula Ifb, using the same procedure as described in Reaction Scheme X, step 2.

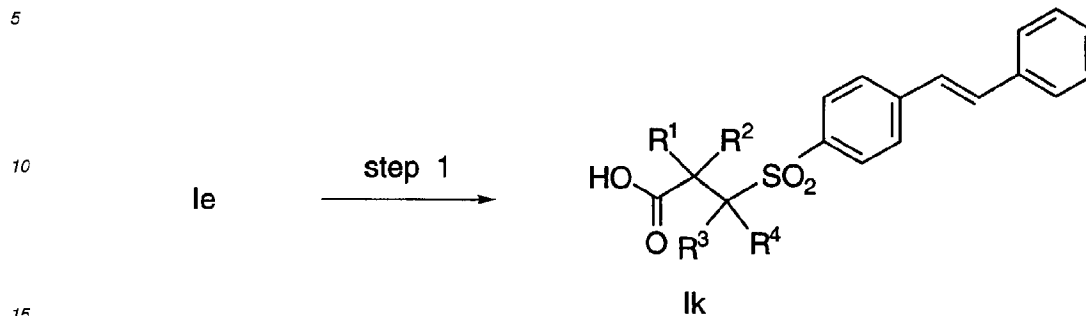
45 The compound of Formula I (Ifa) is reacted similarly in order to introduce other aryl or heteroaryl groups.

Reduction of a compound of Formula I (Ifa) with palladium and hydrogen replaces the bromo group by hydrogen.

Preparation of Compounds of Formula I where R<sup>5</sup> is 1,2-Diphenylethene

50 Compounds of Formula I where R<sup>5</sup> is optionally substituted 1,2-diphenylethene are preferably prepared from the corresponding compounds of Formula I where R<sup>5</sup> is optionally substituted 4-bromophenyl, as prepared in Reaction Scheme X. For example, compounds where R<sup>5</sup> is 4-diphenylethene can be prepared from compounds of Formula Ie as shown below in Reaction Scheme XII.

55

REACTION SCHEME XIIStep 1 - Preparation of Compounds of Formula Ik

20 In general, compounds of Formula I where Y is hydroxy, R<sup>5</sup> is 4-(1,2-diphenylethene), and R<sup>1</sup>, R<sup>2</sup>, R<sup>3</sup>, and R<sup>4</sup> are as defined in the compounds of formula I, designated as compounds of Formula Ik, are prepared by reacting a compound of Formula Ie with an optionally substituted styrene in the presence of a hindered tertiary organic base, for example diisopropylethylamine, and palladium diacetate, and trimethylphenylphosphine or other triphenylphosphine derivatives, preferably trimethylphenylphosphine or tetrakis(triphenylphosphine)-palladium(0). The reaction is carried out in the absence of solvent, in the temperature range from about 30°C to 100°C, preferably at about 80°C, for about 4-48 hours, preferably about 16 hours. The reaction product, a compound of Formula Ik, is isolated by conventional means and preferably purified using preparative TLC.

30 Conversion of the carboxylic acid of Formula Ik to its hydroxyamino equivalent is carried out in the same manner as shown above in Reaction Scheme VIII, or preferably as shown in Reaction Scheme IX or X.

Preparation of Compounds of Formula I where R<sup>3</sup> and R<sup>4</sup> together with the Carbon to which they are attached represent an N-Substituted Piperidine Derivative

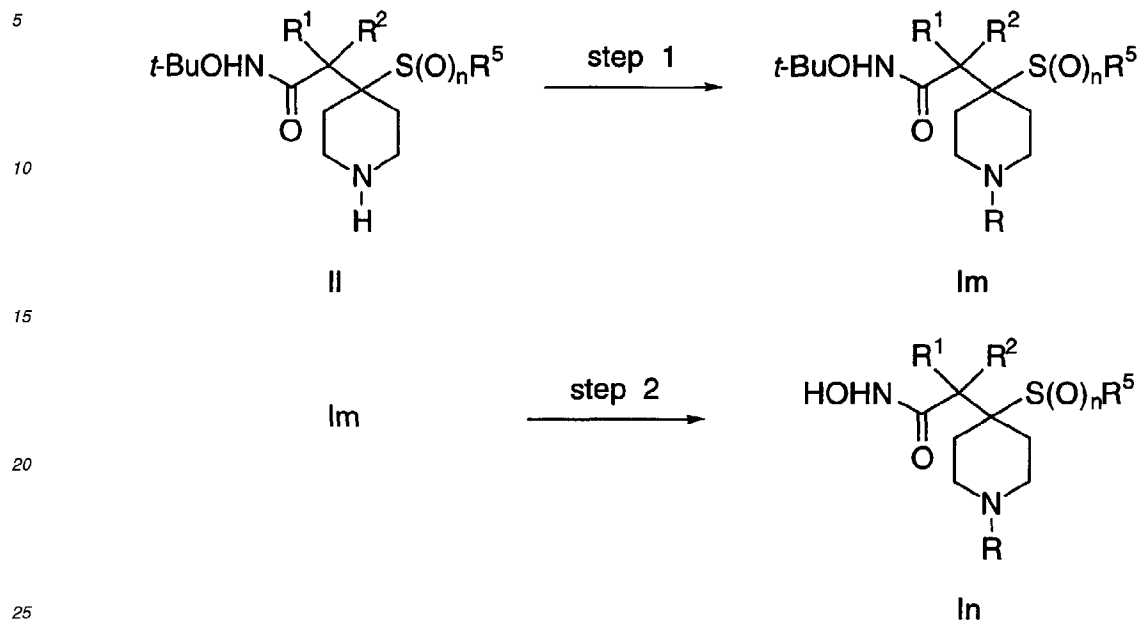
35 The preparation of compounds of Formula I where R<sup>1</sup> and R<sup>2</sup> or R<sup>3</sup> and R<sup>4</sup> together with the carbon to which they are attached represent an N-substituted piperidine derivative are prepared from the corresponding unsubstituted piperidine derivative. This procedure is exemplified by reference to a compound of Formula I where R<sup>3</sup> and R<sup>4</sup> together with the carbon to which they are attached represent an N-substituted piperidine derivative, designated as compounds of Formula II, as shown below in Reaction Scheme XIII.

40

45

50

55

REACTION SCHEME XIIIStep 1 - Preparation of Compounds of Formula Im

Compounds of Formula I where Y is *t*-BuONH-, R<sup>1</sup> and R<sup>2</sup> are as defined in the compounds of formula I, and R<sup>3</sup> and R<sup>4</sup> together with the carbon to which they are attached represent an *N*-substituted piperidine derivative, are designated as compounds of Formula Im.

In general, compounds of Formula Im are prepared by reacting a compound of Formula II with a compound of the formula RX, where R is lower alkyl, cycloalkylalkyl, acyl, alkoxycarbonylalkyl, picolyl, -SO<sub>2</sub>R<sup>a</sup>, where R<sup>a</sup> is lower alkyl or -NR<sup>b</sup>R<sup>c</sup>, where R<sup>b</sup> and R<sup>c</sup> are independently hydrogen or lower alkyl; and the like, and X is chloro, bromo or iodo; for example, RX may be methyl iodide, cyclopropylmethyl bromide, 3-picolyl chloride, ethyl bromoacetate, bromoacetamide, acetyl chloride, dimethylaminosulfonyl chloride, in the presence of a base, for example triethylamine or potassium carbonate. The reaction is carried out in a polar solvent, preferably *N,N*-dimethylformamide, in the temperature range from about 0°C to 50°C, preferably at about 25°C, for about 4 to 48 hours, preferably about 16 hours. The reaction product, a compound of Formula Im, is isolated by conventional means and preferably used with no further purification.

Alternatively, a reductive alkylation may be carried out on a compound of Formula II to give a compound of Formula Im. For example, reducing a compound of Formula II in acetone in the presence of a catalyst, for example palladium on carbon, under hydrogen gives an *N*-isopropyl derivative of Formula Im.

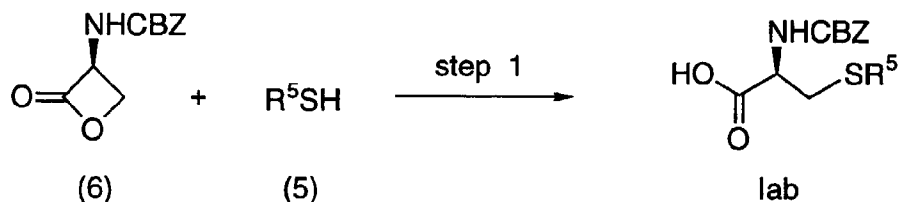
Step 2 - Preparation of Compounds of Formula In

Compounds of Formula I where Y is HONH-, R<sup>1</sup> and R<sup>2</sup> are as defined in the compounds of formula I, and R<sup>3</sup> and R<sup>4</sup> together with the carbon to which they are attached represent an *N*-substituted piperidine derivative, are designated as compounds of Formula In.

In general, compounds of Formula In are prepared from a compound of Formula Im by reaction with a strong acid, preferably hydrochloric acid. The reaction is carried out in a sealed tube in an inert solvent, preferably 1,2-dichloroethane, in the temperature range from about 0°C to 45°C, preferably at about 20°C, for about 10 to 72 hours, preferably about 48 hours. The reaction product, a compound of Formula In, is isolated and purified by conventional means, preferably by chromatography.

Preparation of Compounds of Formula I where R<sup>2</sup> is -NR<sup>6</sup>R<sup>7</sup>

Compounds of Formula I where R<sup>2</sup> is -NR<sup>6</sup>R<sup>7</sup>, in which R<sup>6</sup> is hydrogen and R<sup>7</sup> is CBZ, where CBZ represents benzyloxycarbonyl, and R<sup>1</sup>, R<sup>3</sup> and R<sup>4</sup> are hydrogen, shown below, for example, as Formulae Ip and Iq, are prepared by a different route, as shown in Reaction Schemes XIV, XV, and XVI. This route provides compounds of Formula I<sub>ab</sub>, optically pure or as racemic mixtures, depending upon the chirality of the starting lactone.

REACTION SCHEME XIVStep 1 - Preparation of Compounds of Formula I<sub>ab</sub>

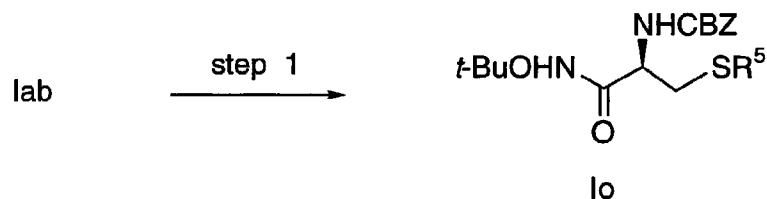
In general, compounds of Formula I<sub>a</sub> where Y is hydroxy, R<sup>2</sup> is -NR<sup>6</sup>R<sup>7</sup>, in which R<sup>6</sup> is hydrogen and R<sup>7</sup> is CBZ, where CBZ represents benzyloxycarbonyl, and R<sup>1</sup>, R<sup>3</sup> and R<sup>4</sup> are hydrogen, designated as compounds of Formula I<sub>ab</sub>, are prepared by treating an anion of a thiol of Formula (5) (preferably prepared *in situ*, for example, by treatment of Formula (5) with sodium or potassium hydride, preferably potassium hydride, in a polar solvent, preferably *N,N*-dimethylformamide) with a lactone of Formula (6). The reaction is carried out in a polar solvent, preferably *N,N*-dimethylformamide, in the temperature range from about 0°C to 40°C, preferably at about 25°C, for about 5 minutes to 10 hours, preferably about 30 minutes to 6 hours. The sulfide reaction product, a compound of Formula I<sub>ab</sub>, is isolated by conventional means and preferably used directly in the next step.

Preparation of Compounds of Formula I where R<sup>2</sup> is -NR<sup>6</sup>R<sup>7</sup>

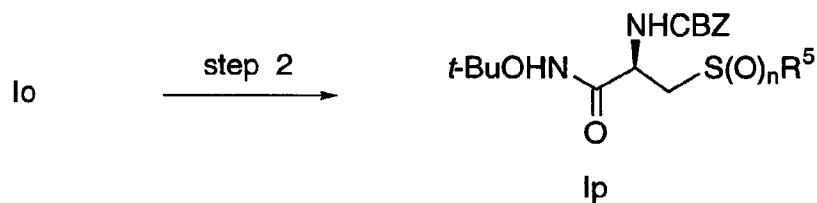
Compounds of Formula I where R<sup>2</sup> is -NR<sup>6</sup>R<sup>7</sup>, in which R<sup>6</sup> is hydrogen and R<sup>7</sup> is CBZ, where CBZ represents benzyloxycarbonyl, and R<sup>1</sup>, R<sup>3</sup> and R<sup>4</sup> are hydrogen, are prepared from compounds of Formula I<sub>ab</sub> as shown below in Reaction Scheme XV.

REACTION SCHEME XV

5

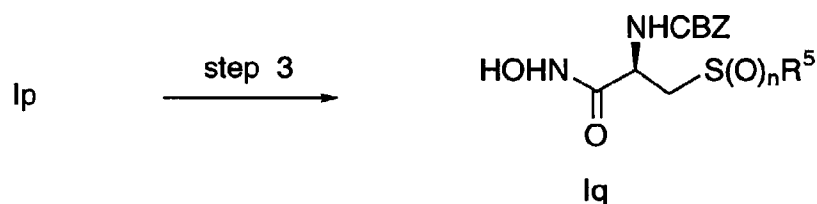


10



15

20



25

30

Step 1 - Preparation of Compounds of Formula Io

35 Compounds of Formula I where Y is *tert*-BuONH-, R<sup>2</sup> is -NHCbz where CBZ represents benzyloxycarbonyl, and R<sup>1</sup>, R<sup>3</sup> and R<sup>4</sup> are hydrogen, designated as compounds of Formula Io, are prepared as shown in the same manner as shown in Reaction Scheme VIII, or preferably as shown in Reaction Scheme IX or X.

Step 2 - Preparation of Compounds of Formula Ip

40 Compounds of Formula Ip where n is 2, Y is *tert*-BuONH-, R<sup>2</sup> is -NHCbz where CBZ represents benzyloxycarbonyl, and R<sup>1</sup>, R<sup>3</sup> and R<sup>4</sup> are hydrogen, designated as compounds of the Formula Ip, are prepared in the same manner as shown in Reaction Scheme VIII, or preferably as shown in Reaction Scheme IX or X.

Step 3 - Preparation of Compounds of Formula Iq

45

Compounds of Formula I where n is 2, Y is HONH-, R<sup>2</sup> is -NHCbz where CBZ represents benzyloxycarbonyl, and R<sup>1</sup>, R<sup>3</sup> and R<sup>4</sup> are as defined in the compounds of formula I, designated as compounds of the Formula Iq, are prepared by hydrolyzing a compound of Formula Ip in the same manner as shown above in Reaction Scheme VIII, or preferably as shown in Reaction Scheme IX or X.

50

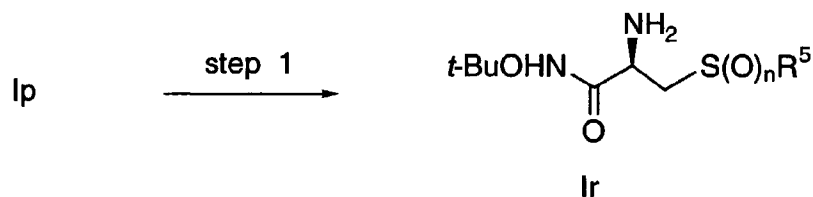
Preparation of Compounds of Formula I where R<sup>2</sup> is -NR<sup>6</sup>R<sup>7</sup>

Compounds of Formula I where R<sup>2</sup> is -NR<sup>6</sup>R<sup>7</sup>, in which R<sup>6</sup> and R<sup>7</sup> are both hydrogen, and R<sup>1</sup>, R<sup>3</sup> and R<sup>4</sup> are hydrogen, are prepared from compounds of Formula Ip as shown below in Reaction Scheme XVI.

55

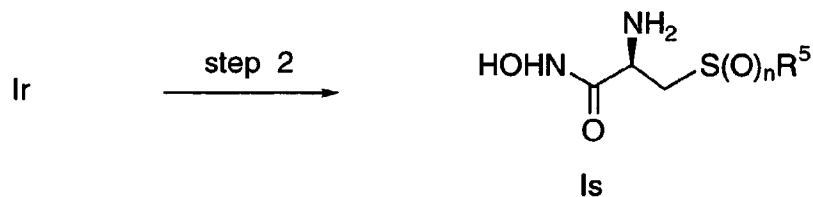
REACTION SCHEME XVI

5



10

15



20

Step 1 - Preparation of Compounds of Formula Ir

25

In general, compounds of Formula I where n is 2, Y is *tert*-BuONH-, R<sup>2</sup> is -NH<sub>2</sub>, and R<sup>1</sup>, R<sup>3</sup> and R<sup>4</sup> are hydrogen, designated as compounds of Formula Ir, are prepared by reducing a compound of Formula Ip using a metal catalyst, preferably palladium on carbon. The reaction is carried out under hydrogen at about 1 atmosphere, in a protic solvent, preferably ethanol, in the temperature range from about 0°C to 40°C, preferably at about 25°C, for about 4 to 48 hours, preferably about 18 hours. The *N-tert*-butoxy reaction product, a compound of Formula Ir, is isolated and purified by conventional means.

30

Step 2 - Preparation of Compounds of Formula Is

35

In general, compounds of Formula I where n is 2, Y is HONH-, R<sup>2</sup> is -NH<sub>2</sub>, and R<sup>1</sup>, R<sup>3</sup> and R<sup>4</sup> are hydrogen, designated as compounds of Formula Is, are prepared by reacting a compound of Formula Ir with a strong acid, preferably hydrochloric acid. The reaction is carried out in a sealed tube in an inert solvent, preferably 1,2-dichloroethane, in the temperature range from about -10°C to 40°C, preferably at about 25°C, for about 4 to 48 hours, preferably about 18 hours. The hydroxyamino reaction product, a compound of Formula Is, is isolated and purified by conventional means, preferably as its hydrochloride salt.

40

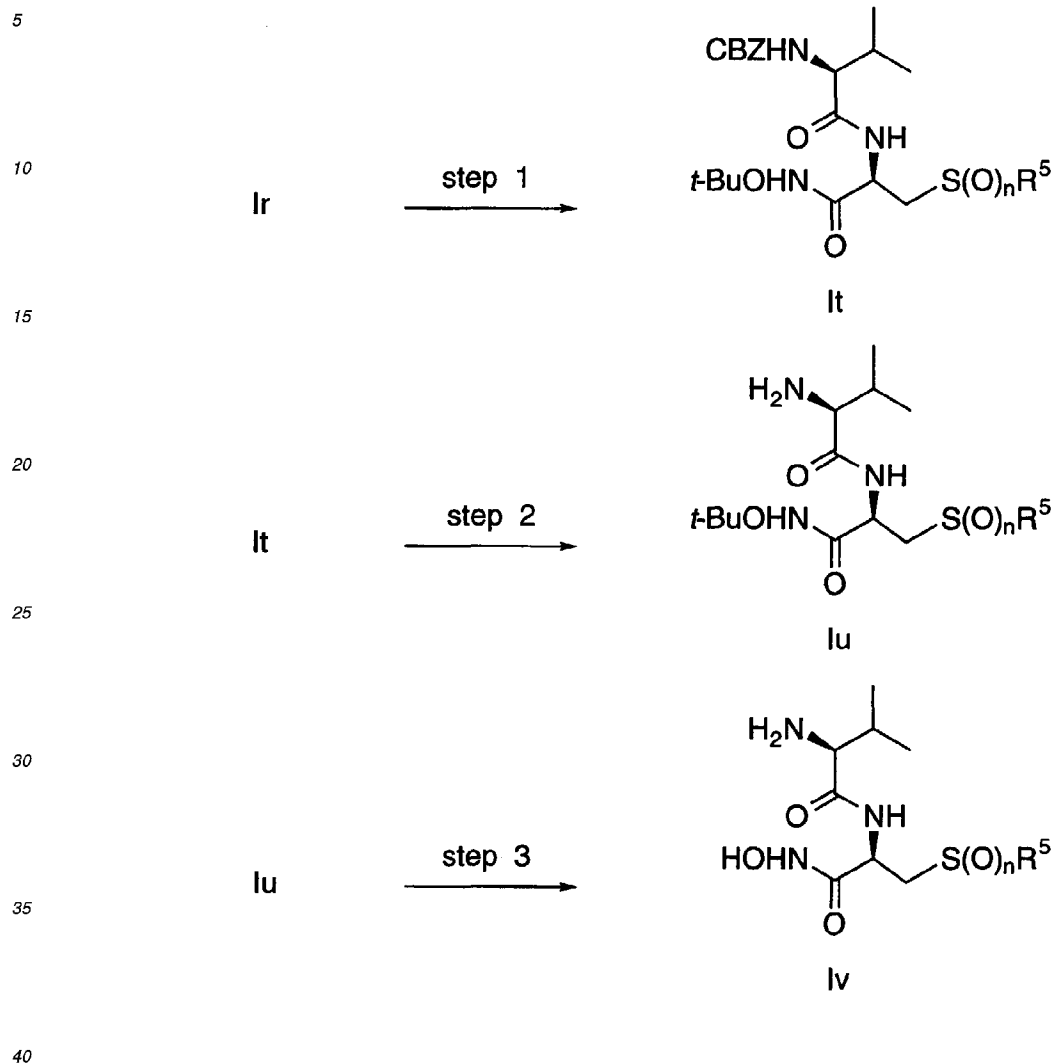
Preparation of Compounds of Formula I where R<sup>2</sup> is -NR<sup>6</sup>R<sup>7</sup>

45

Alternatively, the compound of Formula Ir can be used to produce other compounds of Formula I where R<sup>6</sup> and/or R<sup>7</sup> are as defined in the Summary of the invention, but not both hydrogen. For example, the preparation of a compound of Formula I where R<sup>2</sup> is valine amide is shown below in Reaction Scheme XVII.

50

55

REACTION SCHEME XVIIStep 1 - Preparation of Compounds of Formula It

45 In general, compounds of Formula I where n is 2, Y is *tert*-BuONH-, R<sup>2</sup> is 2-(*S*)-CBZ-valine amide, *i.e.*, where R<sup>6</sup> is hydrogen and R<sup>7</sup> is 2-(*S*)-CBZ-3-methyl-1-butanoyl, where CBZ represents benzyloxycarbonyl, and R<sup>1</sup>, R<sup>3</sup> and R<sup>4</sup> are hydrogen, designated as compounds of Formula It, are prepared by reacting a compound of Formula Ir with CBZ-(*S*)-valine in the presence of *N*-ethyl-*N'*-(3-dimethylaminopropyl)-carbodiimide and 1-hydroxybenzotriazole and a slight excess of a tertiary amine, preferably triethylamine. The reaction is carried out in an inert solvent, preferably methylene chloride, in the temperature range from about 0°C to 40°C, preferably at about 25°C, for about 6-48 hours, preferably about 16 hours. The reaction product, a compound of Formula It, is isolated by conventional means, and is preferably used in the next step without further purification.

Step 2 - Preparation of Compounds of Formula Iu

55 In general, compounds of Formula I where n is 2, Y is *tert*-BuONH-, R<sup>2</sup> is 2-(*S*)-amino-valine amide, *i.e.*, where R<sup>6</sup> is hydrogen and R<sup>7</sup> is 2-(*S*)-amino-3-methyl-1-butanoyl, and R<sup>1</sup>, R<sup>3</sup> and R<sup>4</sup> are hydrogen, designated as compounds of Formula It, are prepared by reducing a compound of Formula It using a metal catalyst, preferably palladium on carbon. The reaction is carried out under hydrogen at about 1 atmosphere, in a protic solvent, preferably a mixture of methanol

and ethanol, in the temperature range from about 0°C to 40°C, preferably at about 25°C, for about 1 to 8 hours, preferably about 3 hours. The reaction product, a compound of Formula Iu, is isolated and purified by conventional means, preferably chromatography.

### 5 Step 3 - Preparation of Compounds of Formula Iv

In general, compounds of Formula I where n is 2, Y is HONH-, R<sup>2</sup> is 2-(S)-amino-valine amide, *i.e.*, where R<sup>6</sup> is hydrogen and R<sup>7</sup> is 2-(S)-amino-3-methyl-1-butanoyl, and R<sup>1</sup>, R<sup>3</sup> and R<sup>4</sup> are hydrogen, designated as compounds of Formula Iv, are prepared by reacting a compound of Formula Iu with a strong acid, preferably hydrochloric acid. The reaction is carried out in a sealed tube in an inert solvent, preferably 1,2-dichloroethane, in the temperature range from about -20°C to 40°C, preferably at about 25°C, for about 4 to 48 hours, preferably about 24 hours. The hydroxyamine reaction product, a compound of Formula Iv, is isolated and purified by conventional means, preferably as its hydrochloride salt.

### 15 Preparation of Compounds of Formula I where R<sup>2</sup> is -NR<sup>6</sup>R<sup>7</sup>

In a manner similar to that shown above, compounds of Formula I where R<sup>2</sup> is -NR<sup>6</sup>R<sup>7</sup>, in which R<sup>6</sup> and R<sup>7</sup> are both methyl, are prepared by reacting a compound of Formula Ir in a polar solvent, preferably *N,N*-dimethylformamide, with about two equivalents of methyl iodide in the presence of a base, preferably potassium carbonate, then treating the product with hydrochloric acid gas as shown in Step 3 above.

### Preparation of Compounds of Formula I where R<sup>2</sup> is -NR<sup>6</sup>R<sup>7</sup>

In a manner similar to that shown above, compounds of Formula I where R<sup>2</sup> is -NR<sup>6</sup>R<sup>7</sup>, in which R<sup>6</sup> is hydrogen and R<sup>7</sup> is -NHSO<sub>2</sub>N(CH<sub>3</sub>)<sub>2</sub>, are prepared by reacting a compound of Formula Ir with about one equivalent of dimethylsulfamoyl chloride in an inert solvent, preferably methylene chloride, in the presence of a base, preferably pyridine, then treating the product with hydrochloric acid gas as shown in Step 3 above.

Similarly, the compound of Formula Ir can be used to produce other compounds of Formula I where R<sup>6</sup> and/or R<sup>7</sup> are as defined in the Summary of the invention, but not both hydrogen, in the same manner as shown in Reaction Scheme XVII above.

### Isolation and Purification of the Compounds

Isolation and purification of the compounds and intermediates described herein can be effected, if desired, by any suitable separation or purification procedure such as, for example, filtration, extraction, crystallization, column chromatography, thin-layer chromatography, thick-layer chromatography, preparative low or high-pressure liquid chromatography or a combination of these procedures. Specific illustrations of suitable separation and isolation procedures can be had by reference to the Examples hereinbelow. However, other equivalent separation or isolation procedures could, of course, also be used.

### Salts of Compounds of Formula I

Some of the compounds of Formula I may be converted to a corresponding acid addition salt by virtue of the presence of basic nitrogen atoms. The conversion is accomplished by treatment with at least a stoichiometric amount of an appropriate acid, such as hydrochloric acid, hydrobromic acid, sulfuric acid, nitric acid, phosphoric acid and the like, and organic acids such as acetic acid, propionic acid, glycolic acid, pyruvic acid, oxalic acid, malic acid, malonic acid, succinic acid, maleic acid, fumaric acid, tartaric acid, citric acid, benzoic acid, cinnamic acid, mandelic acid, methanesulfonic acid, ethanesulfonic acid, *p*-toluenesulfonic acid, salicylic acid and the like. Typically, the free base is dissolved in an inert organic solvent such as diethyl ether, ethyl acetate, chloroform, ethanol or methanol and the like, and the acid added in a similar solvent. The temperature is maintained at 0° to 50°C. The resulting salt precipitates spontaneously or may be brought out of solution with a less polar solvent.

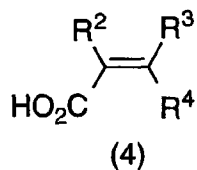
In summary, the compounds of the present invention are made by the procedures outlined below:

1. A process for preparing compounds of Formula I where R<sup>1</sup> is hydrogen comprises:

reacting a compound of the formula:



5



10

where  $\text{R}^2$ ,  $\text{R}^3$  and  $\text{R}^4$  are as defined in the compounds of formula I, except that  $\text{R}^2$  cannot be  $-\text{NR}^6\text{R}^7$ ;

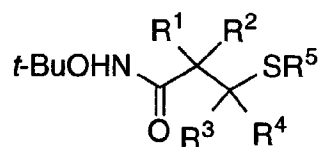
with a compound of the formula  $\text{R}^5\text{SH}$ , where  $\text{R}^5$  is as defined in the compounds of formula I, in the presence of a secondary base.

2. Alternatively, a process for preparing compounds of Formula I comprises:

15

reacting a compound of the formula:

20



25

where  $\text{R}^1$ ,  $\text{R}^2$ ,  $\text{R}^3$ ,  $\text{R}^4$  and  $\text{R}^5$  are as defined in the compounds of formula I,

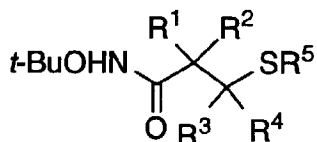
with a mild oxidizing agent, for example, sodium periodate.

3. Alternatively, a process for preparing compounds of Formula I comprises:

30

reacting a compound of the formula:

35



40

where  $\text{R}^1$ ,  $\text{R}^2$ ,  $\text{R}^3$ ,  $\text{R}^4$  and  $\text{R}^5$  are as defined in the compounds of formula I,

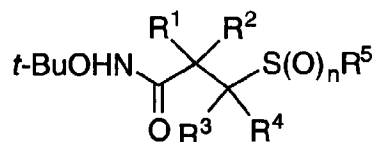
with a strong oxidizing agent, for example, OXONE or m-chloroperbenzoic acid.

4. Alternatively, a process for preparing compounds of Formula I where n is 2 comprises:

45

reacting a compound of the formula:

50



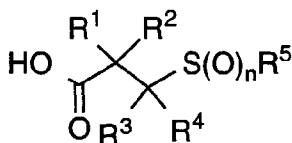
55

where  $\text{R}^1$ ,  $\text{R}^2$ ,  $\text{R}^3$ ,  $\text{R}^4$  and  $\text{R}^5$  are as defined in the compounds of formula I,

with a strong oxidizing agent, for example, OXONE or m-chloroperbenzoic acid.

5. Alternatively, a process for preparing compounds of Formula I comprises:

reacting a compound of the formula:

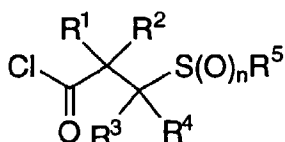


where  $n$ ,  $\text{R}^1$ ,  $\text{R}^2$ ,  $\text{R}^3$ ,  $\text{R}^4$  and  $\text{R}^5$  are as defined in the compounds of formula I,

with *O*-(*tert*-butyl)hydroxylamine hydrochloride in the presence of a carbodiimide, for example, *N*-ethyl-*N'*-(3-dimethylaminopropyl)-carbodiimide hydrochloride, and a tertiary amine.

6. Alternatively, a process for preparing compounds of Formula I comprises:

reacting a compound of the formula:

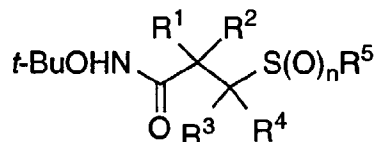


where  $n$ ,  $\text{R}^1$ ,  $\text{R}^2$ ,  $\text{R}^3$ ,  $\text{R}^4$  and  $\text{R}^5$  are as defined in the compounds of formula I,

with hydroxylamine or *N,O*-bistrimethylsilyl hydroxylamine.

7. Alternatively, a process for preparing compounds of Formula I comprises:

hydrolysing a compound of the formula:

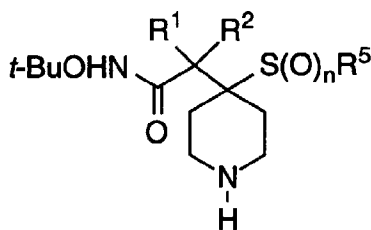


where  $n$ ,  $\text{R}^1$ ,  $\text{R}^2$ ,  $\text{R}^3$ ,  $\text{R}^4$  and  $\text{R}^5$  are as defined in the compounds of formula I,

under acid conditions, for example, with hydrochloric acid or trifluoroacetic acid.

8. Alternatively, a process for preparing compounds of Formula I comprises:

reacting a compound of the formula:



where  $n$ ,  $\text{R}^1$ ,  $\text{R}^2$  and  $\text{R}^5$  are as defined in the compounds of formula I, except that  $\text{R}^2$  cannot be  $-\text{NR}^6\text{R}^7$ ;

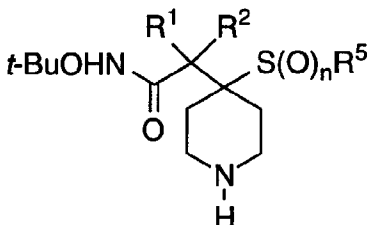
with a compound of the formula RX, where R is lower alkyl, cycloalkylalkyl, acyl, alkoxy-carbonylalkyl, acetamido, picolyl,  $-\text{SO}_2\text{R}^a$ , where  $\text{R}^a$  is lower alkyl or  $\text{NR}^b\text{R}^c$ , where  $\text{R}^b$  and  $\text{R}^c$  are independently hydrogen or lower alkyl; and X is chloro, bromo or iodo.

9. Alternatively, a process for preparing compounds of Formula I comprises:

5

reacting a compound of the formula:

10



15

where  $n$ ,  $\text{R}^1$ ,  $\text{R}^2$  and  $\text{R}^5$  are as defined in the compounds of formula I, except that  $\text{R}^2$  cannot be  $-\text{NR}^6\text{R}^7$ ;

20

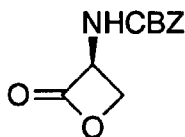
with acetone under hydrogen in the presence of a catalyst, for example, palladium on carbon, to give the *N*-isopropyl derivative.

10. Alternatively, a process for preparing compounds of Formula I comprises:

25

reacting a compound of the formula:

30



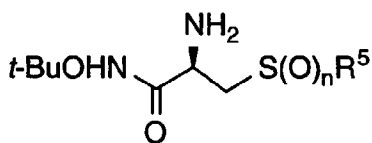
with an anion of a compound of the formula  $\text{R}^5\text{SH}$ , where  $\text{R}^5$  is as defined in the compounds of formula I.

35

11. Alternatively, a process for preparing compounds of Formula I comprises:

reacting a compound of the formula:

40



45

where  $\text{R}^5$  is as defined in the compounds of formula I, with an acylating agent, for example CBZ-(*S*)-valine in the presence of *N*-ethyl-*N'*-(3-dimethylaminopropyl)-carbodiimide and 1-hydroxybenzotriazole and a tertiary amine, or an alkylating agent, for example, methyl iodide in the presence of a base or a sulfamoyl halide, such as dimethylsulfamoyl chloride in the presence of a base.

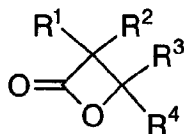
50

12. Alternatively, a process for preparing compounds of Formula I comprises:

reacting a compound of the formula:

55

5



10

where  $R^1$ ,  $R^2$ ,  $R^3$  and  $R^4$  are as defined in the compounds of formula I, except that  $R^2$  cannot be  $-NR^6R^7$ ;

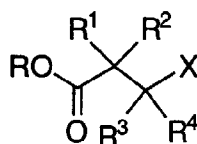
with a compound of the formula  $R^5SH$ , where  $R^5$  is as defined in the compounds of formula I, in the presence of a secondary base.

15

13. Alternatively, a process for preparing compounds of Formula I comprises:

reacting a compound of the formula:

20



25

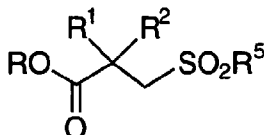
with an anion of a compound of the formula  $R^5SH$ , where  $R^5$  is as defined in the compounds of formula I.

14. Alternatively, a process for preparing compounds of Formula I comprises:

30

reacting a compound of the formula:

35



40

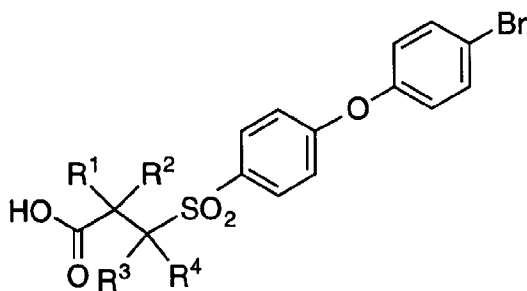
with an alkyl or aralkyl halide in the presence of a hindered base.

15. Alternatively, a process for preparing compounds of Formula I comprises:

45

reacting a compound of the formula:

50



55

with a compound of the formula  $R^{11}B(OH)_2$  or  $R^{11}SnMe_3$ , where  $R^{11}$  is aryl or heteroaryl, in the presence of tetrakis(triphenylphosphine)-palladium(0).

The compounds of Formula I inhibit mammalian matrix metalloproteases, such as the stromelysins, gelatinases, matrilysin and collagenases, and are therefore useful as therapeutically active substances, especially for treating diseases associated with the MMP-induced excessive degradation of matrix and connective tissue within the mammal, for example, arthritic diseases (rheumatoid arthritis and osteoarthritis), multiple sclerosis, bone resorptive diseases (such as osteoporosis), the enhanced collagen destruction associated with diabetes, chronic obstructive pulmonary disease, cerebral hemorrhaging associated with stroke, periodontal disease, corneal ulceration, ulceration of the skin, tumor invasion and metastasis, and aberrant angiogenesis.

The compounds of Formula I substantially inhibit the release of tumor necrosis factor (TNF) from cells, and are therefore useful for the treatment of conditions mediated by TNF, for example inflammation, fever, cardiovascular effects, hemorrhage, coagulation and acute phase response, cachexia and anorexia, acute infections, shock states, restinosis, aneurysmal disease, graft versus host reactions and autoimmune disease.

The compounds of Formula I also inhibit the release of other biologically active molecules from cells, including soluble receptors (CD30 and receptors for TNF (p55 and p75), IL-6, IL-1 and TSH), adhesion molecules (*e.g.*, L-selection, ICAM-1, fibronectin) and other growth factors and cytokines, including Fas ligand, TGF- $\alpha$ , EGF, HB-EGF, SCF and M-CSF. Inhibition of the release or shedding of such proteins, and are therefore useful for treating a number of disease states, for example rheumatoid arthritis, multiple sclerosis, vascular disease, Type II diabetes, HIV, cachexia, psoriasis, allergy, hepatitis, inflammatory bowel disease, and cancer.

The ability of the compounds of Formula I to inhibit matrix metalloprotease activity, such as the activity of collagenase-1, -2 and -3, stromelysin-1, gelatinases A and B, and matrilysin may be demonstrated by a variety of *in vitro* assays known to those of ordinary skill in the art, such as the assay described in the MMP Enzymatic Assay described in *FEBS*, **296**, 263 (1992) or modifications thereof. The ability of the compounds of Formula I to inhibit MMP mediated processes *in vivo* may be tested using the interleukin-1 stimulated cartilage explant assay and cartilage plug implantation assay.

The ability of the compounds of Formula I to inhibit the release of TNF as shown in Examples 45 to 47.

The present invention also relates to a pharmaceutical composition comprising a pharmaceutically acceptable non-toxic excipient and a therapeutically effective amount of a compound of formula I.

Administration of the compounds of Formula I or their pharmaceutically acceptable salts, in pure form or in an appropriate pharmaceutical composition, can be carried out via any of the accepted modes of administration or agents for serving similar utilities. Thus, administration can be, for example, orally, nasally, parenterally, topically, transdermally, or rectally, in the form of solid, semi-solid, lyophilized powder, or liquid dosage forms, such as for example, tablets, suppositories, pills, soft elastic and hard gelatin capsules, powders, solutions, suspensions, or aerosols, or the like, preferably in unit dosage forms suitable for simple administration of precise dosages. The compositions will include a conventional pharmaceutical carrier or excipient and a compound of Formula I as the/an active agent, and, in addition, may include other medicinal agents, pharmaceutical agents, carriers, adjuvants, *etc.*

Generally, depending on the intended mode of administration, the pharmaceutically acceptable compositions will contain about 1% to about 99% by weight of a compound(s) of Formula I, or a pharmaceutically acceptable salt thereof, and 99% to 1% by weight of a suitable pharmaceutical excipient. Preferably, the composition will be about 5% to 75% by weight of a compound(s) of Formula I, or a pharmaceutically acceptable salt thereof, with the rest being suitable pharmaceutical excipients.

The preferred route of administration is oral, using a convenient daily dosage regimen which can be adjusted according to the degree of severity of the disease-state to be treated. For such oral administration, a pharmaceutically acceptable composition containing a compound(s) of Formula I, or a pharmaceutically acceptable salt thereof, is formed by the incorporation of any of the normally employed excipients, such as for example, pharmaceutical grades of mannitol, lactose, starch, pregelatinized starch, magnesium stearate, sodium saccharine, talcum, cellulose ether derivatives, glucose, gelatin, sucrose, citrate, propyl gallate, and the like. Such compositions take the form of solutions, suspensions, tablets, pills, capsules, powders, sustained release formulations, and the like.

Preferably such compositions will take the form of capsule, caplet or tablet and therefore will also contain a diluent such as lactose, sucrose, dicalcium phosphate, and the like; a disintegrant, such as croscarmellose sodium or derivatives thereof; a lubricant such as magnesium stearate and the like; and a binder such as a starch, gum acacia, polyvinylpyrrolidone, gelatin, cellulose ether derivatives, and the like.

The compounds of Formula I, or their pharmaceutically acceptable salts, may also be formulated into a suppository using, for example, about 0.5% to about 50% active ingredient disposed in a carrier that slowly dissolves within the body, *e.g.*, polyoxyethylene glycols and polyethylene glycols (PEG), *e.g.*, PEG 1000 (96%) and PEG 4000 (4%).

Liquid pharmaceutically administrable compositions can, for example, be prepared by dissolving, dispersing, *etc.*, a compound(s) of Formula I (about 0.5% to about 20%), or a pharmaceutically acceptable salt thereof, and optional pharmaceutical adjuvants in a carrier, such as, for example, water, saline, aqueous dextrose, glycerol, ethanol and the like, to thereby form a solution or suspension.

If desired, a pharmaceutical composition of the invention may also contain minor amounts of auxiliary substances such as wetting or emulsifying agents, pH buffering agents, antioxidants, and the like, such as, for example, citric acid,

sorbitan monolaurate, triethanolamine oleate, butylated hydroxytoluene, *etc.*

Actual methods of preparing such dosage forms are known, or will be apparent, to those skilled in this art; for example, see *Remington's Pharmaceutical Sciences*, 18th Edition, Mack Publishing Company, Easton, Pennsylvania (1990). The composition to be administered will, in any event, contain a therapeutically effective amount of a compound of Formula I or a pharmaceutically acceptable salt thereof, for treatment of a disease-state alleviated by the inhibition of matrix metalloprotease activity in accordance with the teachings of this invention.

The compounds of Formula I or their pharmaceutically acceptable salts, are administered in a therapeutically effective amount which will vary depending upon a variety of factors including the activity of the specific compound employed, the metabolic stability and length of action of the compound, the age, body weight, general health, sex, diet, mode and time of administration, rate of excretion, drug combination, the severity of the particular disease-state, and the host undergoing therapy. Generally, a therapeutically effective daily dose is from about 0.014 mg to about 14.3 mg/kg of body weight per day of a compound of Formula I or a pharmaceutically acceptable salt thereof; preferably, from about 0.07 mg to about 5 mg/kg of body weight per day; and most preferably, from about 0.14 mg to about 1.4 mg/kg of body weight per day. For example, for administration to a 70 kg person, the dosage range would be from about 1 mg to about 1.0 gram per day of a compound of Formula I or a pharmaceutically acceptable salt thereof, preferably from about 5 mg to about 300 mg per day, and most preferably from about 10 mg to about 100 mg per day.

## EXAMPLES

The following preparations and examples are given to enable those skilled in the art to more clearly understand and to practice the present invention. They should not be considered as limiting the scope of the invention, but merely as being illustrative and representative thereof.

### EXAMPLE 1

#### Preparation of Compounds of Formula (1)

##### 1A. Preparation of (1) where R<sup>3</sup> and R<sup>4</sup> when taken together with the Carbon to which they are attached represent *N*-CBZ-piperidine

1. A solution of benzyl chloroformate (35 ml, 247 mmol) in tetrahydrofuran (70 ml) was added to an ice-cold solution of 4-hydroxypiperidine (25 g, 247 mmol) and triethylamine (45 ml, 321 mmol) in tetrahydrofuran (350 ml). The mixture was stirred overnight at room temperature and the solvent removed under reduced pressure. The residue was partitioned between 5% hydrochloric acid and ethyl acetate, and the organic layer washed with brine, dried over magnesium sulfate, and the solvent removed under reduced pressure to give 4-hydroxy-*N*-CBZ-piperidine as a pale yellow oil.

2. Celite (66 g) was added to a solution of 4-hydroxy-*N*-CBZ-piperidine (18 g, 76.5 mmol) in methylene chloride (500 ml), followed by pyridinium chlorochromate (33 g, 153 mmol). The mixture was stirred overnight, and then isopropyl alcohol (12 ml) was added over a period of 3 hours. The reaction mixture was filtered through silica gel and the filter cake was repeatedly rinsed with methylene chloride and ethyl acetate. The combined filtrates were evaporated under reduced pressure. Silica gel chromatography using 50% ethyl acetate/hexane, gave 4-oxo-*N*-CBZ-piperidine as a yellow oil.

### EXAMPLE 2

#### Preparation of Compounds of Formula (3)

##### 2A. Preparation of (3) where R<sup>2</sup> is Hydrogen, and R<sup>3</sup> and R<sup>4</sup> when taken together with the Carbon to which they are attached represent *N*-CBZ-piperidine

*tert*-(Butoxycarbonylmethylene)triphenylphosphorane (28 g, 74.4 mmol) was added to 4-oxo-*N*-CBZ-piperidine (14.2 g, 61.3 mmol) in benzene (150 ml), and the solution was stirred at reflux overnight. The solution was concentrated, and the residue triturated with hexane (500 ml). Filtration and concentration of the filtrate gave 4-*tert*-butoxycarbonyl-methylene-*N*-CBZ-piperidine as a colorless oil.

##### 2B. Preparation of (3), varying R<sup>2</sup>, R<sup>3</sup>, and R<sup>4</sup>

Similarly, following the procedures of Example 2A above, but replacing 4-oxo-*N*-CBZ-piperidine with:

formaldehyde;  
 acetone;  
 propionaldehyde;  
 cyclopentanone;  
 5 cyclohexanone;  
 1,4-cyclohexanedione mono-ethylene ketal;  
 4-methylcyclohexanone;  
 phenylacetaldehyde;  
 4-(biphen-4-yl)butyraldehyde;  
 10 cyclopentylacetaldehyde;  
 tetrahydropyranone; and  
 tetrahydrothiopyran;

and optionally replacing *tert*-(butoxycarbonylmethylene)triphenylphosphorane with:

15 *tert*-butyl-3-phenylpropionate-2-triphenylphosphorane;  
*tert*-butyl-propionate-2-triphenylphosphorane; and  
*tert*-butyl-3-methylpropionate-2-triphenylphosphorane;

20 the following compounds of Formula (3) were prepared:

1-(*tert*-butoxycarbonyl)-1-benzylethene;  
 1-(*tert*-butoxycarbonyl)-2,2-dimethylethene;  
 1-(*tert*-butoxycarbonyl)-1-methyl-2-ethylethene;  
 25 *tert*-butoxycarbonylmethylenecyclopentane;  
*tert*-butoxycarbonylmethylenecyclohexane;  
*tert*-butoxycarbonylmethylene-4-methylcyclohexane;  
 1-(*tert*-butoxycarbonyl)-2-benzylethene;  
 1-(*tert*-butoxycarbonyl)-1-isopropyl-2-benzylethene;  
 30 1-(*tert*-butoxycarbonyl)-2-[3-(biphen-4-yl)]propylethene;  
 1-(*tert*-butoxycarbonyl)-2-cyclopentylmethylethene;  
 4-(*tert*-butoxycarbonylmethylene)-tetrahydropyran; and  
 4-(*tert*-butoxycarbonylmethylene)-tetrahydrothiopyran.

### 35 2C. Preparation of (3), varying R<sup>2</sup>, R<sup>3</sup>, and R<sup>4</sup>

Similarly, following the procedures of Example 2A above, but optionally replacing 4-oxo-*N*-CBZ-piperidine with other compounds of Formula (1), and optionally replacing (*tert*-butoxycarbonylmethylene)triphenyl-phosphorane with other compounds of Formula (2), other compounds of Formula (3) are prepared.

### 40 EXAMPLE 3

#### Preparation of Compounds of Formula (4)

#### 45 3A. Preparation of (4) where R<sup>2</sup> is Hydrogen, and R<sup>3</sup> and R<sup>4</sup> when taken together with the Carbon to which they are attached represent *N*-CBZ-piperidine, a Compound of Formula (4a)

Trifluoroacetic acid (10 ml) was added to 4-*tert*-butoxycarbonylmethylene-*N*-CBZ-piperidine (20 g, 60.3 mmol) in methylene chloride (30 ml) and the solution was stirred at room temperature for 1.5 hours. After evaporation of the solvent, the residue was triturated with diethyl ether to give 4-carboxymethylene-*N*-CBZ-piperidine as a crystalline white solid.

#### 55 3B. Preparation of (4) where R<sup>2</sup> is Hydrogen, and R<sup>3</sup> and R<sup>4</sup> when taken together with the Carbon to which they are attached represent Tetrahydropyran, a Compound of Formula (4b)

Methanol (204 ml) was slowly added to a suspension of sodium hydride (5.48 g, 228.2 mmol) in tetrahydrofuran (204 ml) at 0°C. When addition was complete, trimethylphosphonoacetate (34.22 ml, 211.4 mmol) was added to the mixture at such a rate as to maintain the temperature below 12°C. Stirring was continued for a further 10 minutes. To this reaction mixture was added a solution of 2,3,5,6-tetrahydropyran-4-one (16.28 g, 163.0 mmol) in tetrahydrofuran

(20 ml), keeping the temperature below 30°C. After the addition was complete, stirring was continued for 30 minutes at room temperature, then methanol (100 ml) and 2M sodium hydroxide (326 ml) was added, and the mixture stirred overnight at room temperature. The resulting solution was concentrated to one half of the original volume, and acidified to pH 1.2 with 6M hydrochloric acid (108 ml). The reaction mixture was partitioned between ethyl acetate and water, the combined organic extracts dried over magnesium sulfate, and solvent removed under reduced pressure to give 4-(carboxymethylene)-2,3,5,6-tetrahydropyran (22.62 g), which was used with no further purification.

### 3C. Preparation of (4), varying R<sup>2</sup>, R<sup>3</sup>, and R<sup>4</sup>

Similarly, following the procedures of Example 3A above, but replacing 4-(*tert*-butoxycarbonylmethylene)-*N*-CBZ-piperidine with other compounds of Formula (3), the following compounds of Formula (4) were prepared:

1-benzyl-1-carboxyethene;  
 1-carboxy-2,2-dimethylethene;  
 1-carboxy-2-ethyl-1-methylethene;  
 carboxymethylenecyclopentane;  
 carboxymethylenecyclohexane;  
 carboxymethylene-(4-methylcyclohexane);  
 4-carboxymethylenecyclohexanone mono-ethylene ketal;  
 2-benzyl-1-carboxyethene;  
 2-[3-(biphen-4-yl)propyl]-1-carboxyethene;  
 2-benzyl-1-carboxy-1-isopropylethene;  
 1-carboxy-2-cyclopentylmethylethene;  
 4-carboxymethylene-tetrahydrothiopyran; and  
 4-carboxymethylene-(tetrahydrothiopyran-1,1-dioxide).

### 3D. Preparation of (4), varying R<sup>2</sup>, R<sup>3</sup>, and R<sup>4</sup>

Similarly, following the procedures of Example 3A above, but replacing 4-(*tert*-butoxycarbonylmethylene)-*N*-CBZ-piperidine with other compounds of Formula (3), other compounds of Formula (4) are prepared, or may be prepared by means well known to those skilled in the art. Alternatively, they are commercially available, for example, 1-cyclopentene carboxylic acid and 1-cyclohexene carboxylic acid are available from Lancaster Synthesis Inc.

## EXAMPLE 4

### Preparation of Compounds of Formula (5)

#### 4A. Preparation of (5) where R<sup>5</sup> is 4-Phenoxyphenyl

A solution of sodium thiomethoxide (25 g) and 4-bromodiphenyl ether (25 g) in *N,N*-dimethylformamide (DMF) (150 ml) was refluxed overnight. The mixture was cooled and added to dilute aqueous sodium hydroxide. The water layer was washed with ether to remove by-products and acidified with hydrochloric acid. The product, 4-(phenoxy)thiophenol, was extracted with ether, and the ether layer dried and evaporated to give 4-(phenoxy)thio-phenol (19-20 g) as a red oil. This material can be used without further purification.

#### 4B. Alternative Preparation of (5) where R<sup>5</sup> is 4-(4-Bromophenoxy)phenyl

A solution of 4-bromodiphenyl ether (50 g, 200.7 mmol) in methylene chloride (118 ml) was cooled to 0°C and chlorosulfonic acid (14.7 ml, 220.8 mmol) was added dropwise over a 20 minute period. The solution was stirred an additional 10 minutes, warmed to room temperature and stirred an additional 1 hour. To this mixture was added oxalyl chloride (23.6 ml, 270.9 mmol), followed by *N,N*-dimethylformamide (1.5 ml) as a catalyst, and the mixture refluxed for 2 hours. The mixture was cooled to room temperature, and additional oxalyl chloride (23.6 ml, 270.9 mmol) was added, the mixture refluxed for 3 hours, cooled to room temperature and stirred 12 hours more. The solution was concentrated to an oil, azeotroped several times using methylene chloride and put under high vacuum (1 torr) for several hours until the mixture had completely solidified. This mixture was immediately dissolved in methylene chloride (160 ml) which was added dropwise to a solution of triphenylphosphine (157.0 g, 602 mmol) in methylene chloride (160 ml) containing *N,N*-dimethylformamide (4 ml, 52.2 mmol). The mixture was stirred 2 hours, diluted with 1M aqueous hydrochloric acid (300 ml) and stirred for 1 hour. The aqueous layer was separated, extracted with methylene chloride (200 ml), and the organic layers were combined, washed with 200 ml of brine, dried (MgSO<sub>4</sub>) and concentrated *in vacuo*. The resulting



solid was further purified through trituration with 750 ml of hexane. The solid was then dissolved in 750 ml of diethyl ether, extracted with 2M aqueous sodium hydroxide (2 x 350 ml), and the basic aqueous layer back extracted using diethyl ether (2 x 400 ml). The aqueous layer was adjusted to pH 2, extracted with diethyl ether (3 x 200 ml) and the combined organic layers dried (MgSO<sub>4</sub>) and concentrated to afford 4-(4-bromophenoxy)thiophenol (45.6 g, 81%). <sup>1</sup>HNMR (CDCl<sub>3</sub>) δ 3.43 (s, 1H), 6.86 (d, *J* = 8.9 Hz, 2H), 6.89 (d, *J* = 8.6 Hz, 2H), 7.28 (d, *J* = 8.6 Hz, 2H), 7.43 (d, *J* = 8.9 Hz, 2H).

The corresponding 4-chloro and 4-fluoro analogues were obtained in similar fashion from the corresponding commercially available 4-halodiphenylethers, respectively.

4-(4-chlorophenoxy)thiophenol: <sup>1</sup>HNMR (CDCl<sub>3</sub>) δ 3.43 (s, 1H), 6.90 (m<sub>c</sub>, 4H), 7.27 (m<sub>c</sub>, 4H).

4-(4-fluorophenoxy)thiophenol: <sup>1</sup>HNMR (CDCl<sub>3</sub>) δ 3.41 (s, 1H), 6.85 (d, *J* = 8.7 Hz, 2H), 7.00 (m<sub>c</sub>, 4H), 7.26 (d, *J* = 8.7 Hz, 2H).

4-(4-pyridyloxy)thiophenol: <sup>1</sup>HNMR (CDCl<sub>3</sub>) δ 7.05 (d, *J* = 9.0 Hz, 2H), 7.29 (d, *J* = 7.3 Hz, 2H), 7.44 (d, *J* = 8.8 Hz, 2H), 8.70 (d, *J* = 7.3 Hz, 2H); EIMS (M<sup>+</sup>): 203.

4-(5-chloro-2-pyridyloxy)thiophenol: <sup>1</sup>HNMR (CDCl<sub>3</sub>) δ 6.87 (d, *J* = 8.5 Hz, 1H), 7.01 (d, *J* = 8.7 Hz, 2H), 7.32 (d, *J* = 8.7 Hz, 2H), 7.63 (d, *J* = 8.6 Hz, 1H), 8.15 (d, *J* = 2.8 Hz, 1H).

## EXAMPLE 5

### Preparation of Compounds of Formula (10)

#### 5A. Preparation of a Compound of Formula (8) where R<sup>1</sup> and R<sup>2</sup> taken together with the Carbon to which they are attached represent Tetrahydropyran, a Compound of Formula (8a)

A solution of 1.5M diisobutylaluminum hydride (DIBAL-H) (419 ml, 629 mmol) in toluene was added to a 3-L Morton flask equipped with a nitrogen gas inlet, mechanical stirrer, low temperature thermometer, 500 ml pressure equalizing funnel, and containing tetrahydropyran-4,4-dicarboxylic acid diethyl ester (70.78 g, 307.4 mmol) in toluene (600 ml) at -40°C, at a rate to maintain an internal temperature no higher than -25°C. The mixture was stirred an additional 10 minutes and anhydrous ethanol (595 ml) was added dropwise over 20 minutes maintaining an internal temperature no higher than -15°C. Solid sodium borohydride (11.6 g, 307.4 mmol) was added in three portions over a 15 minute period, the cooling bath was removed, the mixture allowed to warm to room temperature over 1 hour, and saturated aqueous sodium sulfate (325 ml) added over 15 minutes. The mixture was cooled to -15°C, ethyl acetate (250 ml) was added, and the flocculent white precipitate filtered over a pad of celite. The celite pad was washed with ethyl acetate (7 x 450 ml), the filtrate washed with brine (200 ml), dried over magnesium sulfate, and concentrated *in vacuo*. The residue was dissolved in the minimum amount of ethyl acetate, filtered through a sintered glass funnel containing silica gel (40 g), eluting with ethyl acetate, and the filtrate concentrated *in vacuo* to afford the hydroxyester, 4-(hydroxymethyl)tetrahydropyran-4-carboxylic acid ethyl ester, as a pale yellow oil (48.5 g, 84%).

#### 5B. Alternative Preparation of a Compound of Formula (8) where R<sup>1</sup> and R<sup>2</sup> taken together with the Carbon to which they are attached represent Tetrahydropyran

1. To a solution of tetrahydropyran-4,4-dicarboxylic acid diethyl ester (400 mg, 1.74 mmol) in *N,N*-dimethylformamide (4 ml), was added lithium iodide (1.16 g, 8.66 mmol), followed by sodium cyanide (94 mg, 1.91 mmol). The mixture was heated at 130°C for 7 hours, 140°C for 25 hours, after which GC analysis indicated the reaction to be >95% complete. The mixture was partitioned between 33% diethyl ether/hexanes (100 ml) and brine (25 ml). The organic layer was washed with additional brine (25 ml), dried (MgSO<sub>4</sub>) and concentrated *in vacuo* to afford the tetrahydropyran-4-carboxylic acid ethyl ester (253 mg, 92%). Note: Substitution of 2 equivalents of sodium acetate for 1.1 equivalents of sodium cyanide in this reaction and heating 12 hours longer provides identical results.

2. Lithium diisopropylamide was prepared by the addition of 2.5M *N*-butyl lithium (30.3 ml, 75.6 mmol) in hexanes to a solution of diisopropylamine (10.6 ml, 75.6 mmol) in tetrahydrofuran (244 ml) at 0°C and stirring for 20 minutes. Then a solution of tetrahydropyran-4-carboxylic acid ethyl ester (10 g, 63.2 mmol) in tetrahydrofuran (50 ml) was added to the solution of lithium diisopropylamide over 15 minutes at -78°C. The resulting solution was stirred an additional 50 minutes, and solid paraformaldehyde (10 g) was added in one portion. The mixture was slowly allowed to warm to room temperature over 9 hours, diluted with 2M aqueous hydrochloric acid (100 ml), and filtered over a pad of celite pad which was washed with diethyl ether (2 x 200 ml). The aqueous layer of the filtrate was washed with additional portions of diethyl ether (2 x 200 ml). The combined organic layers were washed once with 2M aqueous hydrochloric acid (100 ml), saturated aqueous sodium bicarbonate (100 ml), dried over magnesium sulfate, and concentrated *in vacuo* to afford a slightly impure product 4-(hydroxymethyl)tetrahydropyran-4-carbox-

ylic acid ethyl ester (11.5 g, 97%), which was taken into the next reaction without further purification. IR (neat) 3433 (br), 1726  $\text{cm}^{-1}$ ;  $^1\text{H NMR}$  ( $\text{CDCl}_3$ )  $\delta$  1.30 (t,  $J = 7.1$  Hz, 3H), 1.57 (ddd,  $J = 13.8, 10.1, 4.4$  Hz, 2H), 2.07 (dm,  $J = 13.8$  Hz, 2H), 2.30-2.45 (br s, 1H), 3.56 (ddd,  $J = 11.9, 10.3, 2.7$  Hz, 2H), 3.66 (s, 2H), 3.82 (dt,  $J = 11.9, 4.2$  Hz, 2H), 4.24 (q,  $J = 7.2$  Hz, 2H);  $^{13}\text{CNMR}$  ( $\text{CDCl}_3$ )  $\delta$  14.25 (q), 30.54 (t), 46.63 (s), 61.04 (t), 64.79 (t), 69.02 (t), 175.24 (s); HRMS Calcd for  $\text{C}_9\text{H}_{16}\text{O}_4$ : 188.1049. Found: 188.1053.

5C. Preparation of a Compound of Formula (8) where  $\text{R}^1$  and  $\text{R}^2$  taken together with the Carbon to which they are attached represent Piperidine. a Compound of Formula (8)

Lithium diisopropylamide was prepared by the addition of 1.6M *N*-butyl lithium (29.1 ml, 46.6 mmol) in hexanes to a solution diisopropylamine (6.5 ml, 46.6 mmol) in tetrahydrofuran (150 ml) at  $0^\circ\text{C}$  with stirring for 20 minutes at  $-78^\circ\text{C}$ . Then a solution of neat *N*-(*tert*-butoxycarbonyl)-piperidine-4-carboxylic acid ethyl ester (10 g, 38.9 mmol) was added over 5 minutes, and the resulting solution was stirred an additional 50 minutes. Solid paraformaldehyde (13.5 g, 155.4 mmol) was added in one portion, and the mixture slowly allowed to warm to room temperature over 9 hours. The mixture was diluted with 2M aqueous hydrochloric acid (100 ml), filtered over a pad of celite, washed with diethyl ether (2 x 200 ml). The combined organic layers were washed once with 2M aqueous hydrochloric acid (100 ml), saturated aqueous sodium bicarbonate (100 ml), dried over magnesium sulfate, and concentrated *in vacuo*. Chromatography on silica gel, and eluting with 50% ethyl acetate/hexanes, yielded slightly impure *N*-(*tert*-butoxycarbonyl)-4-(hydroxymethyl)piperidine-4-carboxylic acid ethyl ester (10.57 g, 95%) as a pale yellow oil which was taken immediately into the hydrolysis reaction ( $\text{LiOH}$ ):  $^1\text{H NMR}$  ( $\text{CDCl}_3$ )  $\delta$  1.26 (t,  $J = 7.4$  Hz, 3H), 1.40-1.53 (m, 2H), 1.46 (s, 9H), 2.00-2.12 (m, 2H), 3.05-3.16 (m, 2H), 3.65 (s, 2H), 3.70-3.83 (m, 2H), 4.23 (q,  $J = 7.2$  Hz, 2H).

5D. Preparation of a Compound of Formula (9) where  $\text{R}^1$  and  $\text{R}^2$  taken together with the Carbon to which they are attached represent Tetrahydropyran, a Compound of Formula (9a)

Lithium hydroxide monohydrate (16.7 g, 398.5 mmol) was added to a solution of 4-(hydroxymethyl)tetrahydropyran-4-carboxylic acid ethyl ester (25.0 g, 132.8 mmol) in 4.5:1 methanol/water (220 ml). The mixture was heated to reflux for 40 minutes and the methanol removed *in vacuo* by concentration using a bath temperature no higher than  $45^\circ\text{C}$ . The aqueous layer was then extracted into diethyl ether (4 x 100 ml) and the combined ether layers washed twice with 2M sodium hydroxide (15 ml). The combined aqueous base layers were cooled to  $0^\circ\text{C}$ , acidified to pH 3.0 with 8M aqueous hydrochloric acid, saturated with solid sodium chloride and extracted with ethyl acetate (8 x 250 ml). The combined organic layers were dried over magnesium sulfate, concentrated *in vacuo*. The white fluffy powder residue was recrystallized from the minimum amount of methylene chloride/hexanes to afford pure 4-(hydroxymethyl)tetrahydropyran-4-carboxylic acid (17.05 g, 80%).

5E. Alternative Preparation of a Compound of Formula (9) where  $\text{R}^1$  and  $\text{R}^2$  taken together with the Carbon to which they are attached represent Tetrahydropyran

Lithium diisopropylamide was prepared by the addition of 2.45M *N*-butyl lithium (16.5 ml) in hexanes to a solution diisopropylamine (5.80 ml, 41.4 mmol) in tetrahydrofuran (40 ml) at  $0^\circ\text{C}$  with stirring for 20 minutes. Then a solution of tetrahydropyran-4-carboxylic acid (2.5 g, 19.2 mmol) in tetrahydrofuran (10 ml) was added to the solution of lithium diisopropylamide over 15 minutes to form a slurry, followed by hexamethylphosphoramide (2 ml). The resulting solution was stirred for 25 minutes, then immediately warmed to room temperature after a stream of gaseous formaldehyde (prepared by heating 4 g of paraformaldehyde at  $175$ - $200^\circ\text{C}$  over 5-10 minutes) was passed through the solution. The slurry was carefully concentrated at ambient temperature, acidified to pH 3 with 8M hydrochloric acid, saturated with solid sodium chloride, and extracted with ethyl acetate (8 x 100 ml). The combined organic layers were dried over magnesium sulfate, concentrated *in vacuo*. Chromatography over silica gel (80 g), and eluting with 10% methanol/methylene chloride, yielded 4-(hydroxymethyl)tetrahydropyran-4-carboxylic acid as a white solid (1.80 g, 58%). mp  $113.7$ - $115^\circ\text{C}$ ; IR (KBr) 3420 (br), 1724  $\text{cm}^{-1}$ ,  $^1\text{H NMR}$  ( $\text{DMSO-}d_6$ )  $\delta$  1.43 (ddd,  $J = 13.5, 11.0, 4.4$  Hz, 2H), 1.85 (dm,  $J = 13.4$  Hz, 2H), 3.37 (td,  $J = 11.3, 3.0$  Hz, 2H), 3.43 (s, 2H), 3.71 (dt,  $J = 11.6, 3.9$  Hz, 2H), 4.81 (br, s, 1H); 12.24 (s, 1H);  $^{13}\text{CNMR}$  ( $\text{DMSO-}d_6$ )  $\delta$  30.42 (t), 46.38 (s), 64.35 (t), 68.15 (t), 69.02 (t), 176.08 (s); HRMS Calcd. for  $\text{C}_7\text{H}_{12}\text{O}_3$ : 160.0735. Found: 160.0731. Anal. Calcd. for  $\text{C}_7\text{H}_{12}\text{O}_3$ : C, 52.49; H, 7.55. Found: C, 52.50; H, 7.62.

5F. Preparation of a Compound of Formula (9) where  $\text{R}^1$  and  $\text{R}^2$  taken together with the Carbon to which they are attached represent Piperidine. a Compound of Formula (9b)

Lithium hydroxide monohydrate (6.95 g, 165.6 mmol) was added to solution of *N*-(*tert*-butoxycarbonyl)-4-(hydroxymethyl)piperidine-4-carboxylic acid ethyl ester (9.52 g, 33.1 mmol) in 2:1 methanol/water (100 ml). The mixture was heated to reflux for 30 minutes, the methanol removed *in vacuo* by concentration using a bath temperature no

higher than 45°C. The aqueous layer was cooled to 0°C, acidified to pH 3.0 using 6M aqueous hydrochloric acid, and extracted with ethyl acetate (4 x 75 ml). The combined organic layers were dried over magnesium sulfate, and concentrated *in vacuo*, and recrystallized from dichloromethane/hexanes to afford *N*-(*tert*-butoxycarbonyl)-4-(hydroxymethyl)piperidine-4-carboxylic acid (8.59 g, 100%).

5

5G. Alternative Preparation of a Compound of Formula (9) where R<sup>1</sup> and R<sup>2</sup> taken together with the Carbon to which they are attached represent Piperidine

10

Lithium diisopropylamide was prepared by the addition of 2.45M *N*-butyllithium (69 ml, 168.8 mmol) in hexanes to a solution diisopropylamine (24 ml, 171.2 mmol) in tetrahydrofuran (40 ml) at 0°C with stirring for 20 minutes. Then a solution of *N*-(*tert*-butoxycarbonyl)-piperidine-4-carboxylic acid (18 g, 78.5 mmol) in tetrahydrofuran (35 ml) was added to the solution of lithium diisopropylamide over 15 minutes to form a slurry, followed by hexamethylphosphoramide (2 ml). The resulting solution was stirred for 25 minutes, then stream of gaseous formaldehyde (prepared by heating paraformaldehyde (16.4 g, 189 mmol) at 175-200°C over 5-10 minutes) was passed through the solution, which was allowed to immediately warm to room temperature. The slurry was concentrated at ambient temperature, acidified to pH 4 with 6M hydrochloric acid, saturated with solid sodium chloride, and extracted with ethyl acetate (8 x 100 ml). The combined organic layers were dried over magnesium sulfate, concentrated *in vacuo*. Chromatography over silica gel, and eluting with 1% methanol/ methylene chloride, afforded *N*-(*tert*-butoxycarbonyl)-4-(hydroxymethyl)piperidine-4-carboxylic acid as a white solid (4 g, 20%). mp 156.6-157.3 °C; <sup>1</sup>HNMR (DMSO-d<sub>6</sub>) δ 1.25-1.37 (m, 2H), 1.38 (s, 9H), 1.85 (dm, *J* = 13.7 Hz, 2H), 2.78-2.94 (br m, 2H), 3.41 (s, 1H), 3.70 (dm, *J* = 12.8 Hz, 2H), 4.87 (br s, 1H), 12.34 (s, 1H); Anal. Calcd. for C<sub>12</sub>H<sub>21</sub>NO<sub>5</sub>: C, 55.58; H, 8.16; N, 5.40. Found: C, 55.72; H, 8.10; N, 5.53.

15

20

5H. Preparation of (10) where R<sup>1</sup> and R<sup>2</sup> taken together with the Carbon to which they are attached represent Tetrahydropyran a Compound of Formula (10a)

25

Trifluoromethanesulfonic anhydride (11.1 ml, 66.2 mmol), followed by triethylamine (17.8 ml, 127.4 mmol) was added to a slurry of 4-(hydroxymethyl)tetrahydropyran-4-carboxylic acid (10.20 g, 63.68 mmol) in anhydrous diethyl ether cooled to 0°C (115 ml). The biphasic solution was stirred for 20 hours, warmed to room temperature, stirred an additional 2 hours. The layers were separated by decantation, and the lower layer diluted with 2% aqueous sodium bicarbonate solution (50 ml) and extracted with methylene chloride (4 x 200 ml). The combined organic extracts were washed with additional 2% aqueous sodium bicarbonate (100 ml), dried over magnesium sulfate, and concentrated *in vacuo* to afford 2,7-dioxa-spiro[3.5]nonane-1-one as a pale yellow oil (10.8 g). IR (KBr) 1821 cm<sup>-1</sup>; <sup>1</sup>HNMR (CD<sub>3</sub>Cl<sub>3</sub>) δ 1.92 (ddd, *J* = 13.4, 8.1, 4.0 Hz, 2H), 2.10 (dddd, *J* = 13.4, 6.1, 3.4, 0.8 Hz, 2H), 3.70 (ddd, *J* = 11.8, 6.3, 3.9 Hz, 2H), 3.92 (ddd, *J* = 11.8, 7.9, 3.4 Hz, 2H), 4.15 (s, 2H); <sup>13</sup>CNMR (CD<sub>3</sub>Cl<sub>3</sub>) δ 30.78 (t), 55.78 (s), 64.46 (t), 71.50 (t), 173.42 (s), MS(EI) *m/e*=142. MS(CI) *M+* = H *m/e*=143, *M+* +HNH<sub>4</sub> *m/e*=160.

30

35

5I. Preparation of a Compound of Formula (10) where R<sup>1</sup> and R<sup>2</sup> taken together with the Carbon to which they are attached represent Piperidine, a Compound of Formula (10b)

40

Trifluoromethanesulfonic anhydride (2.60 ml, 15.39 mmol), followed by triethylamine (4.30 ml, 30.78 mmol) was added to a slurry of *N*-(*tert*-butoxycarbonyl)-4-hydroxymethylpiperidine-4-carboxylic acid (3.80 g, 14.65 mmol) in anhydrous diethyl ether (27 ml) cooled to 0°C. The biphasic solution was stirred for 23 hours, warmed to room temperature, stirred an addition 1 hour, and the upper diethyl ether layer separated by decantation. The lower was extracted with additional portions of diethyl ether (2 x 100 ml), and the combined organic extracts washed with aqueous sodium bicarbonate solution (2 x 50 ml), dried over magnesium sulfate, and concentrated *in vacuo* to afford 7-(*tert*-butoxycarbonyl)-2-oxa-7-azaspiro[3.5]nonan-1-one as a pale yellow oil (2.88 g, 82%). <sup>1</sup>HNMR (CDCl<sub>3</sub>) δ 1.48 (s, 9H), 1.79-1.89 (m, 2H), 2.02-2.10 (m, 2H), 3.48-3.66 (m, 4H), 4.13 (s, 2H).

45

## EXAMPLE 6

50

Preparation of a Compound of Formula (13)

6A. Preparation of (13) where R<sup>1</sup> and R<sup>2</sup> taken together with the Carbon to which they are attached represent Tetrahydropyran, and X is Iodo

55

Lithium diisopropylamide was prepared by the addition of 2.5M *N*-butyl lithium (5.6 ml, 13.9 mmol) in hexanes to a solution of diisopropylamine (1.95 ml, 13.9 mmol) in tetrahydrofuran (30 ml) at 0°C with stirring for 20 minutes. Then a solution of tetrahydropyran-4-carboxylic acid ethyl ester (2 g, 12.7 mmol) in tetrahydrofuran (8 ml) was added to the solution of lithium diisopropylamide at a temperature of -78°C over 15 minutes. The resulting solution was stirred an

additional 50 minutes, and diiodomethane (1.14ml, 14.2 mmol) was added. The resulting mixture was stirred an additional 50 minutes, warmed to room temperature over 30 minutes, then recooled to 0°C. The mixture was diluted with 1M aqueous hydrochloric acid (25 ml), extracted with diethyl ether (2 x 100 ml), and washed with additional portions of diethyl ether (2 x 50 ml). The combined organic layers were washed once with 1M aqueous hydrochloric acid (100 ml), saturated aqueous sodium bisulfite (100 ml), saturated aqueous sodium bicarbonate (100 ml), and dried over magnesium sulfate, and concentrated *in vacuo*. The residue was filtered over a plug of silica gel, eluting successively with hexanes and ethyl acetate, removing excess alkylating agent with the hexane wash, to afford pure 4-(iodomethyl)tetrahydropyran-4-carboxylic acid ethyl ester as a pale yellow oil which was taken directly into the next reaction without further purification (3.20 g, 85%). IR (KBr) 1732 cm<sup>-1</sup>; <sup>1</sup>HNMR (CDCl<sub>3</sub>) 1.31 (q, *J* = 7.3 Hz, 3H), 1.56 (ddd, *J* = 14.6, 10.9, 4.5, 2H), 2.17 (ddd, *J* = 14.6, 5.7, 3.3, 2H), 3.31 (s, 2H), 3.51 (ddd, *J* = 11.7, 11.1, 2.5 Hz, 2H), 3.51 (td, *J* = 11.7, 4.3 Hz, 2H), 4.24 (q, *J* = 7.1 Hz, 2H); <sup>13</sup>CNMR (CDCl<sub>3</sub>) δ 14.33 (q), 15.04 (t), 34.70 (t), 45.26 (s), 61.34 (t), 65.22 (t), 172.89 (s); EIHRMS Calcd. for C<sub>9</sub>H<sub>15</sub>IO<sub>3</sub> (M<sup>+</sup>): 298.0066. Found: 298.0066. Anal. Calcd. for C<sub>9</sub>H<sub>15</sub>IO<sub>3</sub>: C, 36.26; H, 5.07. Found: C, 36.56; H, 5.09.

6B. Preparation of (13) where R<sup>1</sup> and R<sup>2</sup> taken together with the Carbon to which they are attached represent Tetrahydropyran, and Varying X

Similarly, replacing diiodomethane with dibromomethane or bromochloromethane, the following compounds of Formula (13) were prepared:

4-(bromomethyl)tetrahydropyran-4-carboxylic acid ethyl ester: IR (neat) 1732 cm<sup>-1</sup>; <sup>1</sup>HNMR (CDCl<sub>3</sub>) 1.30 (q, *J* = 7.1 Hz, 3H), 1.59 (ddd, *J* = 14.6, 10.9, 4.5, 2H), 2.17 (dm, *J* = 14.7, 2H), 3.48 (s, 2H), 3.53 (dt, *J* = 11.9, 4.5 Hz, 2H), 3.84 (dt, *J* = 11.9, 4.5 Hz, 2H), 4.23 (q, *J* = 7.1 Hz, 2H); <sup>13</sup>CNMR (CDCl<sub>3</sub>) δ 14.27 (q), 33.17 (t), 40.16 (t), 46.05 (s), 61.29 (t), 64.97 (t), 172.91 (s); CIMS (M<sup>+</sup> + H): 251, (M<sup>+</sup> + NH<sub>4</sub><sup>+</sup>) 268.

4-(chloromethyl)tetrahydropyran-4-carboxylic acid ethyl ester: IR (neat) 1734 cm<sup>-1</sup>; <sup>1</sup>HNMR (CDCl<sub>3</sub>) 1.30 (q, *J* = 7.1 Hz, 3H), 1.59 (ddd, *J* = 14.6, 10.9, 4.5, 2H), 2.16 (dm, *J* = 14.7, 2H), 3.53 (dt, *J* = 11.9, 4.5 Hz, 2H), 3.61 (s, 2H), 3.84 (dt, *J* = 11.7, 4.3 Hz, 2H), 4.24 (q, *J* = 7.1 Hz, 2H); <sup>13</sup>CNMR (CDCl<sub>3</sub>) δ 14.24 (q), 32.14 (t), 46.69 (s), 51.40 (t), 61.29 (t), 64.85 (t), 173.01 (s); CIMS (M<sup>+</sup> + H): 207. Anal. Calcd. for C<sub>9</sub>H<sub>15</sub>ClO<sub>3</sub>: C, 52.31; H, 7.32. Found: C, 52.51; H, 7.30.

6C. Alternative Preparation of a Compound of Formula (13) where R<sup>1</sup> and R<sup>2</sup> taken together with the Carbon to which they are attached represent Tetrahydropyran, and X is *p*-Tosyl

To a solution of tetrahydropyran-4-carboxylic acid ethyl ester (820 mg, 4.356 mmol) in pyridine (10 ml) at 0°C, was added *p*-toluenesulfonyl chloride (997 mg, 5.23 mmol), and the mixture allowed to warm to room temperature over 1 hour period. The mixture was stirred 36 hours and partitioned between methylene chloride (150 ml) and 3N aqueous hydrochloric acid (50 ml). The organic layer was washed with 25 ml of saturated aqueous sodium bicarbonate, dried (MgSO<sub>4</sub>), concentrated and the residue chromatographed over 45 g of silica gel, eluting with 30% ethyl acetate/hexanes, to afford the tosylate as a white solid (1.03 g, 69%). mp 87.7-88.6 °C; IR (KBr) 1717 cm<sup>-1</sup>; <sup>1</sup>H NMR (CDCl<sub>3</sub>) δ 1.21 (q, *J* = 17.1 Hz, 3H), 1.52 (ddd, *J* = 13.4, 10.6, 4.1 Hz, 2H), 2.00 (dm, *J* = 13.4 Hz, 2H), 2.46 (s, 3H), 3.49 (ddd, *J* = 11.7, 10.6, 2.5 Hz, 2H), 3.76 (dt, *J* = 11.9, 4.1 Hz, 2H), 4.03 (s, 2H), 4.13 (q, *J* = 7.1 Hz, 2H), 7.35; <sup>13</sup>C NMR (CDCl<sub>3</sub>) δ 14.10 (q), 21.67 (q), 30.43 (t), 44.93 (s), 61.37 (t), 64.43 (t), 74.65 (t), 127.95 (d), 129.89 (d), 132.67 (s), 145.05 (s), 172.57 (s); HRMS Calcd for C<sub>16</sub>H<sub>22</sub>O<sub>6</sub>: 343.1215. Found: 343.1217. Anal. Calcd. for C<sub>16</sub>H<sub>22</sub>O<sub>6</sub>: C, 56.12; H, 6.48. Found: C, 56.22; H, 6.46.

EXAMPLE 7

Preparation of Compounds of Formula Ia

7A. Preparation of Ia where R<sup>1</sup> and R<sup>2</sup> are Hydrogen, R<sup>3</sup> and R<sup>4</sup> when taken together with the Carbon to which they are attached represent Piperidine, and R<sup>5</sup> is Diphenylether, from a Compound of Formula (4)

1. 4-Phenoxythiophenol (7.4 g, 36.3 mmol), 4-carboxymethylene-*N*-CBZ-piperidine (10 g, 36.3 mmol) and piperidine (1.8 ml, 36.3 mmol) were stirred overnight at 100-110°C in a sealed flask. After cooling, the crude reaction mixture was partitioned between ethyl acetate and 1N hydrochloric acid, the organic layer was washed with brine, dried over magnesium sulfate, filtered, and concentrated *in vacuo* to give a yellow solid. The solid was triturated in 1:1 (v/v) ethyl ether/hexane (500 ml) to give 2-[4-(4-phenoxyphenylthio)-*N*-CBZ-piperidin-4-yl]-acetic acid as a white solid.

2. A solution of 2-[4-(4-phenoxyphenylthio)-*N*-CBZ-piperidin-4-yl]-acetic acid (150 mg, 0.29 mmole) in dry 1,2-dichloroethane (3 ml) under nitrogen was cooled to -10°C and saturated with hydrochloric acid gas for 15 minutes. The reaction vessel was then sealed and the solution stirred for two days at 25°C. The tube was cooled to -10°C prior to opening to release gaseous hydrochloric acid, and then allowed to warm to 25°C. The solvent was removed *in vacuo* and the product triturated with ethyl acetate to give 2-[4-(4-phenoxyphenylthio)-piperidin-4-yl]-acetic acid hydrochloride as a white powder. <sup>1</sup>HNMR (CD<sub>3</sub>OD): 7.93 (d,2H); 7.45 (t,2H); 7.27 (t,1H), 7.14 (t,4H); 3.52 (m,2H); 3.25 (m,2H); 2.70 (s,2H), 2.35 (m,4H).

7B. Preparation of Ia where R<sup>1</sup> and R<sup>2</sup> are Hydrogen, R<sup>3</sup> and R<sup>4</sup> when taken together with the Carbon to which they are attached represent Cyclopentyl, and R<sup>5</sup> is Diphenylether, from a Compound of Formula (4)

A mixture of cyclopentylideneacetic acid (2 mmol) and *p*-(phenoxy)-thiophenol (2 mmol) was heated at 110°C under nitrogen in the presence of piperidine (100 μL) for 24 hours. The residue was dissolved in ethyl acetate and washed with dilute hydrochloric acid. The organic layer was separated, dried and evaporated under reduced pressure to give crude 2-[1-(4-phenoxyphenylthio)-cyclopent-1-yl]-acetic acid, which can be used in the next reaction without further purification.

7C. Preparation of Ia where R<sup>1</sup>, R<sup>2</sup> and R<sup>3</sup> are Hydrogen, R<sup>4</sup> is Benzyl, and R<sup>5</sup> is 4-Bromophenyl

A mixture of *E*-2-benzylacrylic acid (1 g) and *p*-bromothiophenol (1.12 g) were stirred overnight at 110°C in the presence of piperidine (300 μL). The residue was partitioned between ethyl acetate and dilute hydrochloric acid. The organic layer was separated, dried and evaporated under reduced pressure to give 3-benzyl-3-(4-bromophenylthio)-propionic acid (Iaa), which was used in the next reaction with no further purification.

7D. Preparation of Ia where R<sup>1</sup> and R<sup>2</sup> when taken together with the Carbon to which they are attached represent Tetrahydropyran, R<sup>3</sup> and R<sup>4</sup> are Hydrogen, and R<sup>5</sup> is 4-(4-Chlorophenoxy)phenyl, from a Compound of Formula (10)

2,7-dioxa-spiro[3.5]nonane-1-one (10.8 g), obtained as described in Example 5H, was immediately dissolved in *N,N*-dimethylformamide (95 ml) and slowly added to a solution containing the sodium salt of 4-(4-chlorophenoxy)thiophenol (generated by the addition of sodium hydride powder (2.14 g, 89.2 mmol) to a solution of 4-(4-chlorophenoxy)thiophenol (15.83 g, 66.8 mmol) in *N,N*-dimethylformamide (19 ml) at 0°C and stirring for 30 minutes) over a 10-15 minute period, and then stirred an additional 15 minutes. The resulting slurry was heated to 40°C, stirred for 5 minutes, *tert*-butanol (2 ml) was added, and the mixture cooled to room temperature over 20 minutes. The majority of the *N,N*-dimethylformamide was removed *in vacuo*, the pH adjusted to 9.2, the resultant slurry diluted with 30% diethyl ether-hexanes (120 ml) and filtered. The filter cake was washed with additional portions of ether (3 x 70 ml), acidified to pH 3.5 with 2N aqueous hydrochloric acid, and extracted into methylene chloride (4 x 350 ml). The combined organic layers were dried over magnesium sulfate, concentrated *in vacuo*. The solid residue was recrystallized from the minimum amount of methylene chloridehexanes to afford pure 4-[4-(4-chlorophenoxy)phenylthiomethyl]-tetrahydropyran-4-carboxylic acid as a white crystalline solid (19.50 g). mp 140.6-141.9°C; IR (KBr) 3429 (br), 1732 cm<sup>-1</sup>; <sup>1</sup>HNMR (DMSO-d<sub>6</sub>) δ 1.54 (ddd, *J* = 14.2, 10.0, 4.2 Hz, 2H), 1.95 (dm, *J* = 14.2 Hz, 2H), 3.19 (s, 2H), 3.56 (ddd, *J* = 11.8, 10.0, 4.2 Hz, 2H), 3.70 (dt, *J* = 11.8, 4.2 Hz, 2H), 6.98 (d, *J* = 8.8 Hz, 2H), 7.02 (d, *J* = 8.9 Hz, 2H), 7.02 (d, *J* = 8.9 Hz, 2H), 7.42 (d, *J* = 9.0 Hz, 4H), 12.66 (s, 1H); <sup>13</sup>CNMR (DMSO-d<sub>6</sub>) δ 33.06 (t), 43.56 (t), 45.03 (s), 64.13 (t), 119.43 (d), 120.11 (d), 110.43 (d), 127.35 (s), 129.80 (d), 131.09 (s), 131.59 (d), 154.90 (s), 155.50 (s), 175.25 (s); HRMS Calcd. for C<sub>19</sub>H<sub>19</sub>SO<sub>4</sub>Cl: 378.0693. Found: 378.0685. Anal. Calcd. for C<sub>19</sub>H<sub>19</sub>SO<sub>4</sub>Cl.0.25 H<sub>2</sub>O: C, 59.53; H, 5.13. Found: C, 59.53; H, 5.07.

Similarly, replacing 4-(4-chlorophenoxy)thiophenol with 4-(4-bromophenoxy)thiophenol and 4-(4-fluorophenoxy)thiophenol, the following compounds were prepared:

4-[4-(4-bromophenoxy)phenylthiomethyl]tetrahydropyran-4-carboxylic acid: mp 143.7-144.5 °C; IR (KBr) 3434 (br), 1732 cm<sup>-1</sup>; <sup>1</sup>H NMR (DMSO-d<sub>6</sub>) δ 1.54 (ddd, *J* = 13.8, 10.1, 4.3 Hz, 2H), 1.94 (dm, *J* = 13.5 Hz, 2H), 3.19 (s, 2H), 3.37 (ddd, *J* = 11.8, 10.1, 2.5 Hz, 2H), 3.70 (dt, *J* = 11.8 Hz, 4.0 Hz, 2H), 6.96 (d, *J* = 9.2 Hz, 2H), 6.98 (d, *J* = 8.8 Hz, 2H), 7.41 (d, *J* = 8.8 Hz, 2H), 7.55 (d, *J* = 9.0 Hz, 2H), 12.68 (s, 1H); <sup>13</sup>C NMR (DMSO-d<sub>6</sub>) δ 33.04 (t), 43.34 (t), 45.00 (s), 64.10 (t), 115.14 (s), 119.59 (d), 120.53 (d), 131.15 (s), 131.51 (d), 132.77 (s), 154.71 (s), 156.06 (s), 175.28 (s); EIMS (M<sup>+</sup>): 424. Anal. Calcd. for C<sub>19</sub>H<sub>19</sub>SO<sub>4</sub>Br: C, 53.91; H, 4.52. Found: C, 53.53; H, 4.54;

4-[4-(4-fluorophenoxy)phenylthiomethyl]tetrahydropyran-4-carboxylic acid: mp 143.0-143.4 °C; IR (KBr) 3436 (br), 1721 cm<sup>-1</sup>; <sup>1</sup>H NMR (DMSO-d<sub>6</sub>) δ 1.54 (ddd, *J* = 13.5, 10.1, 4.0 Hz, 2H), 1.94 (dm, *J* = 13.5 Hz, 2H), 3.17 (s, 2H), 3.38 (td, *J* = 11.8, 2.5 Hz, 2H), 3.70 (dt, *J* = 11.8 Hz, 4.0 Hz, 2H), 6.93 (d, *J* = 8.8 Hz, 2H), 7.05 (dd, *J* = 9.2, 4.6 Hz, 2H), 7.21 (dd, *J* = 9.1, 8.4 Hz, 2H), 7.40 (d, *J* = 8.8 Hz, 2H), 12.65 (s, 1H); <sup>13</sup>C NMR (CDCl<sub>3</sub>) δ 33.05 (t), 43.65 (t),

## EP 0 780 386 A1

45.49 (s), 64.12 (t), 116.53 (dd,  $J_{C-F} = 23.2$  Hz), 118.71 (d), 120.63 (dd,  $J_{C-F} = 8.5$  Hz), 130.31 (s), 131.69 (d), 152.38 (s), 155.85 (s), 158.29 (d,  $J_{C-F} = 239.9$  Hz), 175.28 (s); EIMS ( $M^+$ ): 362. Anal. Calcd. for  $C_{19}H_{19}SO_4F$ : C, 62.97; H, 5.28. Found: C, 62.79; H, 5.26.

5 7E. Alternative Preparation of Ia where  $R^1$  and  $R^2$  are both Methyl,  $R^3$  and  $R^4$  are Hydrogen, and  $R^5$  is 4-(4-Chlorophenoxy)phenyl

Sodium hydride powder (0.86 g, 35.8 mmol) was added to a mixture of 4-(4-chlorophenoxy)thiophenol (3.55 g, 15 mmol) in *N,N*-dimethylformamide (12 ml) at 0°C. The mixture was warmed to room temperature over 5 minutes, stirred for an additional 20 minutes, and solid chloropivalic acid (1.64 g, 12.0 mmol) was added in one portion. This mixture was heated to 80°C for 18 hours, cooled to room temperature, and water (1 ml) added. The residue was partitioned between methylene chloride (50 ml) and 2N hydrochloric acid (25 ml). The aqueous layer was separated and washed with additional methylene chloride (2 x 25 ml). The combined organic extracts were dried over magnesium sulfate, concentrated *in vacuo*. Chromatography over silica gel, and eluting with 5% methanol/methylene chloride, gave slightly impure 3-[4-(4-chlorophenoxy)-phenylthio]-2,2-dimethyl propionic acid (4 g, 99%). This material was recrystallized from the minimum amount of diethyl ether/hexanes to afford analytically pure acid as a white solid (3.20 g, 80%). mp 84.4-84.9°C; IR (KBr) 3433 (br), 1732  $cm^{-1}$ ;  $^1H$ NMR (DMSO- $d_6$ )  $\delta$  1.19 (s, 6H), 3.14 (s, 2H), 6.97 (d,  $J = 8.7$  Hz, 2H), 7.01 (d,  $J = 8.9$ , 2H), 7.40 (d,  $J = 8.8$  Hz, 2H), 12.36 (br s, 1H). EIMS( $M^+$ ): 378. Anal. Calcd. for  $C_{17}H_{17}SO_3Cl$ : C, 60.62; H, 5.09. Found: C, 60.31; H, 4.96.

20 7F. Preparation of Ia where  $R^1$  and  $R^2$  when taken together with the Carbon to which they are attached represent *N*-BOC-Piperidine,  $R^3$  and  $R^4$  are Hydrogen, and  $R^5$  is 4-(4-Chlorophenoxy)phenyl, from a Compound of Formula (10b)

7-(*tert*-Butoxycarbonyl)-2-oxa-7-azaspiro[3.5]nonan-1-one obtained in Example 51 above, was immediately dissolved in *N,N*-dimethylformamide (4 ml), slowly added to a solution containing the sodium salt of 4-(4-chlorophenoxy)thiophenol (generated by the addition of sodium hydride powder (340 mg, 14.17 mmol) to a solution of 4-(4-chlorophenoxy)thiophenol (3.00 g, 12.7 mmol) in *N,N*-dimethylformamide (19 ml), at 0°C and stirred for 30 minutes) over a 10-15 minute period, and was stirred an additional 15 minutes. The resulting slurry was heated to 80°C, stirred for 5 minutes, *tert*-butanol (2 ml) added, and the mixture cooled to room temperature over 20 minutes. The majority of the *N,N*-dimethylformamide was removed *in vacuo*, the pH adjusted to 3.5 using 2M aqueous hydrochloric acid and extracted into ethyl acetate (4 x 150 ml). The combined organic layers were dried over magnesium sulfate, concentrated *in vacuo* and the residue chromatographed over silica gel, eluting with 1% to 10% methanol/methylene chloride, to afford the piperidine acid, 4-[4-(4-chlorophenoxy)phenylthiomethyl]-*N*-(*tert*-butoxycarbonyl)-piperidin-4-yl carboxylic acid as a pale yellow oil (5 g, 89%).  $^1H$ NMR (OH not observed;  $CDCl_3$ )  $\delta$  1.37 (s, 9H), 1.55 ( $m_c$ , 2H), 2.10 ( $m_c$ , 2H), 3.05 ( $m_c$ , 2H), 3.06 (s, 2H), 3.72 ( $m_c$ , 2H), 6.81 (d,  $J = 8.8$  Hz, 2H), 6.85 (d,  $J = 8.9$  Hz, 2H), 7.21 (d,  $J = 8.9$  Hz, 2H), 7.30 (d,  $J = 8.7$  Hz, 4H).

40 7G. Preparation of Ia where  $R^1$  and  $R^2$  when taken together with the Carbon to which they are attached represent Tetrahydropyran,  $R^3$  and  $R^4$  are Hydrogen,  $R^5$  is 4-(4-Chlorophenoxy)phenyl, from a Compound of Formula Ia where R is Ethyl

To a solution of 4-[4-(4-chlorophenoxy)phenylthiomethyl]-tetrahydropyran-4-carboxylic acid ethyl ester (70 mg, 0.17 mmol) in ethanol (2 ml) containing two drops of water, was added potassium hydroxide (58.3 mg, 1.04 mmol). The mixture was refluxed for 13 hours, cooled to room temperature, acidified to pH 4, and extracted with ethyl acetate (4 x 50 ml). The combined organic layers were dried over magnesium sulfate, and concentrated to afford 4-[4-(4-chlorophenoxy)-phenylthiomethyl]-tetrahydropyran-4-carboxylic acid (66 mg, 100%), which is spectroscopically identical to that isolated from the prior procedure of Example 7D.

50 7H. Preparation of Ia where  $R^1$  and  $R^2$  when taken together with the Carbon to which they are attached represent Tetrahydropyran,  $R^3$  and  $R^4$  are Hydrogen,  $R^5$  is 4-(4-Bromophenoxy)phenyl, from a Compound of Formula Ia where R is Ethyl

Similarly, following the procedure of Example 7G above, 4-[4-(4-bromophenoxy)phenylthiomethyl]-tetrahydropyran-4-carboxylic acid and 4-[4-(4-fluorophenoxy)phenylthiomethyl]-tetrahydropyran-4-carboxylic acid were prepared.

7I. Preparation of Ia where R<sup>1</sup> and R<sup>2</sup> when taken together with the Carbon to which they are attached represent Tetrahydropyran, R<sup>3</sup> and R<sup>4</sup> are Hydrogen, R<sup>5</sup> is 4-(4-Chlorophenoxy)phenyl, and R is Methyl, from the Corresponding Carboxylic Acid

5 To a solution of 4-[4-(4-chlorophenoxy)phenylthiomethyl]-tetrahydropyran-4-carboxylic acid (580 mg, 1.53 mmol) and *N,N*-dimethylformamide catalyst (22  $\mu$ L) in methylene chloride (15 ml) at 0°C was added oxalyl chloride (0.33 ml, 3.83 mmol) dropwise over 10 minutes. The mixture was warmed to room temperature over 1 hour, the partial slurry stirred an additional 12 hours, and concentrated *in vacuo* until the theoretical mass of the acid chloride was obtained. The residue was suspended in tetrahydrofuran (7.5 ml), and methanol (0.19 ml, 4.59 mmol), followed by triethylamine  
10 (0.64 ml, 4.59 mmol) was added. The mixture was heated to reflux for 14 hours, concentrated, and the resulting residue partitioned between methylene chloride (150 ml) and 1M aqueous hydrochloric acid (50 ml). The aqueous layer was back extracted with additional portions of methylene chloride (2 x 30 ml), the combined extracts dried over magnesium sulfate, and concentrated to afford crude 4-[4-(4-chlorophenoxy)phenylthiomethyl]-tetrahydropyran-4-carboxylic acid methyl ester, which was taken directly into the next reaction without further purification. <sup>1</sup>HNMR (CDCl<sub>3</sub>)  $\delta$  1.62 (m, 2H), 2.15 (dm, *J* = 13.6 Hz, 2H), 3.13 (s, 2H), 3.47 (td, *J* = 11.9, 2.4 Hz, 2H), 3.59 (s, 3H), 3.81 (dt, *J* = 12.0, 4.1 Hz, 2H), 6.92 (d, *J* = 8.9 Hz, 2H), 7.29 (d, *J* = 8.8 Hz, 2H), 7.36 (d, *J* = 8.8 Hz, 2H).

7J. Preparation of Ia where R<sup>1</sup> and R<sup>2</sup> taken together with the Carbon to which they are attached represent Tetrahydropyran, R<sup>3</sup> and R<sup>4</sup> are Hydrogen, R<sup>5</sup> is 4-(4-Chlorophenoxy)phenyl, and R is Ethyl, from a Compound of Formula (13)

20 4-(Iodomethyl)tetrahydropyran-4-carboxylic acid ethyl ester (300 mg, 1 mmol) was added to a solution containing the sodium salt of 4-(4-chlorophenoxy)thiophenol (generated by the addition of sodium hydride powder (36 mg, 1.5 mmol) to a solution of 4-(4-chlorophenoxy)thiophenol (262 mg, 1.1 mmol) in *N,N*-dimethylformamide (2 ml) at 0°C and stirring for 30 minutes). The mixture was warmed to room temperature over 5 minutes, stirred for an additional 20 minutes, cooled to room temperature, and 1M aqueous hydrochloric acid (5 ml) added. The mixture was then partitioned  
25 between ethyl acetate (100 ml) and 2M hydrochloric acid (25 ml). The aqueous layer was separated and washed with additional ethyl acetate (2 x 50 ml). The organic extracts were combined, washed with 1M sodium hydroxide (2 x 30 ml), dried over magnesium sulfate, concentrated *in vacuo*. Chromatography over silica gel, and eluting with 20% ethylacetate/hexanes, yielded pure 4-[4-(4-chlorophenoxy)phenylthiomethyl]-tetrahydropyran-4-carboxylic acid ethyl ester (370 mg, 91%), followed by impure 4-[4-(4-chlorophenoxy)phenylthiomethyl]tetrahydropyran-4-carboxylic acid ethyl ester (40 mg). IR (KBr) 1728 cm<sup>-1</sup>; <sup>1</sup>HNMR (CDCl<sub>3</sub>) 1.23 (q, *J* = 7.1 Hz, 3H), 1.56 (ddd, *J* = 14.6, 10.9, 4.4, 2H), 1.63 (ddd, *J* = 14.6, 5.7, 3.3, 2H), 3.13 (s, 2H), 3.51 (ddd, *J* = 11.8, 11.1, 2.4 Hz, 2H), 3.80 (dt, *J* = 11.8, 4.1 Hz, 2H), 4.07 (q, *J* = 7.1 Hz, 2H), 6.91 (d, *J* = 8.9 Hz, 2H), 6.92 (d, *J* = 8.9 Hz, 2H), 7.29 (d, *J* = 9.0 Hz, 2H), 7.39 (d, *J* = 8.9 Hz, 2H); <sup>13</sup>C NMR (CDCl<sub>3</sub>)  $\delta$  14.20 (q), 33.72 (t), 45.72 (t), 46.07 (s), 60.92 (t), 65.06 (t), 119.29 (d), 120.20 (d), 128.43 (s), 129.85  
35 (d), 130.57 (s), 133.05 (s), 155.40 (s), 156.21 (s), 174.02 (s); EIHRMS Calcd. for C<sub>21</sub>H<sub>23</sub>SO<sub>4</sub>Cl (M<sup>+</sup>): 406.1006. Found: 406.1008. Anal. Calcd. for C<sub>21</sub>H<sub>23</sub>SO<sub>4</sub>Cl: C, 61.98; H, 5.70. Found: C, 61.86; H, 5.68.

7K. Preparation of Ia where R<sup>1</sup> and R<sup>2</sup> when taken together with the Carbon to which they are attached represent Tetrahydropyran, R<sup>3</sup> and R<sup>4</sup> are Hydrogen, R<sup>5</sup> is 4-(4-Bromophenoxy)phenyl, and R is Ethyl, from a Compound of Formula (13)

40 Similarly, replacing 4-(4-chlorophenoxy)thiophenol with 4-(4-bromophenoxy)thiophenol, and following the procedures of Example 7J above, 4-[4-(4-bromophenoxy)phenylthiomethyl]-tetrahydropyran-4-carboxylic acid ethyl ester was prepared (2.10 g, 93%). IR (KBr) 1728 cm<sup>-1</sup>; <sup>1</sup>HNMR (CDCl<sub>3</sub>)  $\delta$  1.22 (q, *J* = 7.1 Hz, 3H), 1.60 (ddd, *J* = 14.6, 10.9, 4.5, 2H), 2.14 (ddd, *J* = 14.6, 5.7, 3.3, 2H), 3.13 (s, 2H), 3.81 (ddd, *J* = 11.8, 11.1, 2.4 Hz, 2H), 4.07 (q, *J* = 7.1 Hz, 2H), 6.87  
45 (d, *J* = 9.0 Hz, 2H), 6.92 (d, *J* = 8.8 Hz, 2H), 7.37 (d, *J* = 8.8 Hz, 2H), 7.43 (d, *J* = 9.0 Hz, 2H); <sup>13</sup>CNMR (CDCl<sub>3</sub>)  $\delta$  14.20 (q), 33.71 (t), 45.69 (t), 46.05 (s), 60.92 (t), 65.05 (t), 116.06 (s), 119.40 (d), 120.59 (d), 130.69 (s), 132.81 (d), 133.03 (s), 156.04 (s), 156.16 (s), 174.01 (s); EIHRMS Calcd. for C<sub>21</sub>H<sub>23</sub>SO<sub>4</sub>Br (M<sup>+</sup>): 450.0500. Found: 450.0505. Anal. Calcd. for C<sub>21</sub>H<sub>23</sub>SO<sub>4</sub>Cl: C, 55.88; H, 5.14. Found: C, 55.52; H, 5.09.

50 Similar reactions were carried out, starting from compounds of Formula (13) where X is iodo, bromo, and chloro, and moderate to good yields were obtained in all cases.

7L. Preparation of Ia, varying R<sup>1</sup>, R<sup>2</sup>, R<sup>3</sup>, R<sup>4</sup>, and R<sup>5</sup>

55 Similarly, optionally replacing 4-carboxymethylene-*N*-CBZ-piperidine with other *N*-protected compounds of Formula (4) and following the procedures of Example 7A (1) and (2) above, or optionally replacing cyclopentylideneacetic acid with other compounds of Formula (4) and following the procedures of Example 7B above, and optionally replacing *p*-phenoxythiophenol with other compounds of Formula (5), the following compounds of Formula Ia were prepared:

2-[4-(4-methoxyphenylthio)-*N*-CBZ-piperidin-4-yl]-acetic acid;  
 2-[4-(4-methoxyphenylthio)-piperidin-4-yl]-acetic acid;  
 2-benzyl-3-(3-methoxyphenylthio)-propionic acid;  
 2-benzyl-3-(4-methoxyphenylthio)-propionic acid;  
 5 3-benzyl-3-(4-methoxyphenylthio)-propionic acid;  
 3,3-dimethyl-3-[(4-chlorophenoxy)phenylthio]-propionic acid;  
 2-[4-[4-(4-fluorophenoxy)phenylthio]-piperidin-4-yl]-acetic acid;  
 2-[4-[4-(4-fluorophenoxy)phenylthio]-*N*-CBZ-piperidin-4-yl]-acetic acid;  
 3-benzyl-3-[(4-phenylthiophenyl)thio]-propionic acid;  
 10 3-benzyl-3-(phenylthio)-propionic acid;  
 3-benzyl-3-(4-phenoxyphenylthio)-propionic acid;  
 3-benzyl-3-[(4-biphenyl)thio]-propionic acid;  
 3-benzyl-3-(2-naphthylthio)-propionic acid;  
 3-benzyl-3-(4-methoxystyrylphenylthio)-propionic acid;  
 15 3-cyclopentylmethyl-3-(4-methoxyphenylthio)-propionic acid;  
 3-cyclopentylmethyl-2-isopropyl-3-(4-methoxyphenylthio)-propionic acid;  
 3-ethyl-2-methyl-3-(4-methoxyphenylthio)-propionic acid;  
 3,3-dimethyl-(4-methoxyphenylthio)-propionic acid;  
 2-[1-(4-methoxyphenylthio)-cyclopent-1-yl]-acetic acid;  
 20 2-[4-(4-methoxyphenylthio)-cyclohexanone-4-yl]-acetic acid ethylene ketal;  
 2-[1-(4-methoxyphenylthio)-(4-methylcyclohex-1-yl)-acetic acid;  
 2-[1-(4-phenoxyphenylthio)-cyclohex-1-yl]-acetic acid;  
 2-[4-(4-phenoxyphenylthio)-tetrahydropyran-4-yl]-acetic acid;  
 {4-[4-(4-benzo[*b*]thiophen-2-yl-phenoxy)phenylthio]-tetrahydropyran-4-yl]-acetic acid;  
 25 2-[4-[4-(phenylmethyl)phenylthio]-tetrahydropyran-4-yl]-acetic acid;  
 2-[4-[4-(4-fluorophenoxy)phenylthio]-tetrahydropyran-4-yl]-acetic acid;  
 2-[4-[4-(4-chlorophenoxy)phenylthio]-tetrahydropyran-4-yl]-acetic acid: mp 138.5-138.8 °C; <sup>1</sup>HNMR (CDCl<sub>3</sub>, OH not seen) δ 1.73 (d, *J* = 14.7, 2H), 1.91 (ddd, *J* = 14.7, 10.1, 4.3 Hz, 2H), 2.58 (s, 2H), 3.76 (dt, *J* = 11.8, 4.1 Hz, 2H), 4.02 (dt, *J* = 11.8, 2.6 Hz, 2H), 6.94 (d, *J* = 8.8 Hz, 2H), 6.98 (d, *J* = 8.9 Hz, 2H), 7.33 (d, *J* = 8.9 Hz, 2H), 7.53 (d, *J* = 8.8 Hz, 4H); FABMS (*M*<sup>+</sup>): 379.2. Anal. Calcd. for C<sub>19</sub>H<sub>19</sub>SO<sub>4</sub>Cl: C, 60.23; H, 5.05. Found: C, 60.39; H, 5.01;  
 30 2-[4-[4-(4-chlorophenoxy)phenylthio]-tetrahydropyran-4-yl]-acetic acid;  
 2-[4-[4-(4-bromophenoxy)phenylthio]-tetrahydropyran-4-yl]-acetic acid;  
 2-[4-(4-phenoxyphenylthio)-tetrahydrothiopyran-1,1-dioxide-4-yl]-acetic acid;  
*trans*-2-(4-methoxyphenylthio)-cyclopentanecarboxylic acid; and  
 35 2-(4-methoxyphenylthio)-cyclohexanecarboxylic acid.

#### 7M. Preparation of Ia, varying R<sup>1</sup>, R<sup>2</sup>, R<sup>3</sup>, R<sup>4</sup>, and R<sup>5</sup>

Similarly, optionally replacing 2,7-dioxaspiro[3.5]nonane-1-one with other compounds of Formula (10) and following the procedures of Example 7D above, and optionally replacing 4-(4-chlorophenoxy)-thiophenol with other compounds of Formula (5), the following compounds of Formula Ia were prepared:

4-[4-(4-fluorophenoxy)phenylthiomethyl]tetrahydropyran-4-carboxylic acid;  
 4-[4-(4-bromophenoxy)phenylthiomethyl]tetrahydropyran-4-carboxylic acid;  
 45 3-(4-benzoylphenylthio)-2,2-dimethyl propionic acid;  
 3-[4-(4-chlorophenoxy)phenylthio]-2,2-dimethyl propionic acid;  
 4-[(4-phenoxy)pyrid-4-yl]thiomethyl]tetrahydropyran-4-carboxylic acid: <sup>1</sup>HNMR (OH not observed; CDCl<sub>3</sub>) δ 1.65 (m, 2H), 2.16 (dm, *J* = 14.2 Hz, 2H), 3.20 (s, 2H), 3.57 (tm, *J* = 11.4 Hz, 2H), 3.84 (dm, *J* = 12.0 Hz, 2H), 6.87 (d, *J* = 6.2 Hz, 2H), 7.00 (d, *J* = 8.6 Hz, 2H), 7.47 (d, *J* = 8.9 Hz, 2H), 8.43 (d, *J* = 6.0 Hz, 2H).

#### 7N. Preparation of Ia, varying R<sup>1</sup>, R<sup>2</sup>, R<sup>3</sup>, R<sup>4</sup>, and R<sup>5</sup>

Similarly, following the procedures of Example 7 above, other compounds of Formula Ia are prepared.

55



## EXAMPLE 8

## Preparation of Compounds of Formula Iba

- 5 8A. Preparation of Iba where R<sup>1</sup> and R<sup>2</sup> when taken together with the Carbon to which they are attached represent Tetrahydropyran, R<sup>3</sup> and R<sup>4</sup> are Hydrogen, and R<sup>5</sup> is 4-(4-Chlorophenoxy)phenyl

Oxalyl chloride (37.5 ml, 429.5 mmol) was added dropwise over 10 minutes to a suspension of 4-[4-(4-chlorophenoxy)phenylthiomethyl]-tetrahydropyran-4-carboxylic acid (65.1 g, 171.8 mmol) and *N,N*-dimethylformamide catalyst (2 ml) in methylene chloride (1 litre) at 0°C. The mixture was warmed to room temperature over 1 hour and the resultant partial slurry stirred an additional 20 hours, concentrated under reduced pressure until the theoretical mass of the acid chloride was obtained. This mixture was dissolved in methylene chloride (600 ml), cooled to 0°C, and *N,O*-bis(trimethylsilyl)hydroxylamine (109.1 ml, 510.45 mmol) added dropwise over 10 minutes. The mixture was immediately warmed to room temperature, stirred 3 hours, and re-cooled to 0°C. Aqueous 2.4M hydrochloric acid solution (400 ml, 960 mmol) was added to the solution, causing precipitation of the hydroxamic acid product within several minutes after the addition. The slurry was stirred an additional 30 minutes and filtered. The filter cake was washed with water (3 x 30 ml) and 50% diethyl ether-hexanes (2 x 25 ml) and dried at 70°C to afford 4-[4-(4-chlorophenoxy)phenylthiomethyl]-tetrahydropyran-4-(*N*-hydroxycarboxamide) (61.8 g, 92%). mp 146.6-148.0 °C; IR (KBr) 3426 (br), 1636 cm<sup>-1</sup>; <sup>1</sup>HNMR (DMSO-d<sub>6</sub>) δ 1.54 (ddd, *J* = 13.8, 10.2, 4.0 Hz, 2H), 2.00 (dm, *J* = 13.8 Hz, 2H), 3.16 (s, 2H), 3.39 (m, 2H), 3.66 (dt, *J* = 11.7, 3.8 Hz, 2H), 6.98 (d, *J* = 8.8 Hz, 2H), 7.02 (d, *J* = 9.0 Hz, 2H), 7.40 (d, *J* = 8.8 Hz, 2H), 7.41 (d, *J* = 8.9 Hz, 2H), 8.78 (s, 1H), 10.63 (s, 1H); <sup>13</sup>CNMR (CDCl<sub>3</sub>) δ 32.79 (t), 43.60 (s), 43.70 (t), 63.93 (t), 119.56 (d), 120.07 (d), 127.19 (s), 129.85 (d), 131.24 (d), 131.34 (s), 154.62 (s), 155.59 (s), 169.69 (s); FABHRMS Calcd. for C<sub>19</sub>H<sub>21</sub>NSO<sub>4</sub>Cl (M<sup>+</sup> + H): 394.0880. Found: 378.0872. Anal. Calcd. for C<sub>19</sub>H<sub>20</sub>NSO<sub>4</sub>Cl: C, 57.94; H, 5.12; N, 3.56. Found: C, 57.98; H, 5.04; N, 3.68.

- 25 8B. Alternative Preparation of Iba where R<sup>1</sup> and R<sup>2</sup> when taken together with the Carbon to which they are attached represent Tetrahydropyran, R<sup>3</sup> and R<sup>4</sup> are Hydrogen, and R<sup>5</sup> is 4-(4-Chlorophenoxy)phenyl

Oxalyl chloride (37.5 ml, 429.5 mmol) was added dropwise over 10 minutes to a solution of 4-[4-(4-chlorophenoxy)phenylthiomethyl]-tetrahydropyran-4-carboxylic acid (65.1 g, 171.8 mmol) and *N,N*-dimethylformamide catalyst (2 ml) in methylene chloride (1 litre) at 0°C. The mixture was warmed to room temperature over 1 hour, and the resultant partial slurry stirred an additional 20 hours and concentrated *in vacuo* until the theoretical mass of the acid chloride was obtained. A solution of the acid chloride mixture (650 mg, 1.68 mmol) in methylene chloride (3.4 ml) was added dropwise over 2 minutes to a solution of 50% aqueous hydroxylamine (556 mg) in 2:1 tetrahydrofuran/*tert*-butanol (5.1 ml). The mixture was stirred 1.5 hours and concentrated until approximately 1 ml of aqueous solution was remaining. The slurry was filtered, washed with 1:1 diethyl ether-hexanes (3 X 15 ml) and the solid dried overnight at 70°C in a vacuum oven, to afford 4-[4-(4-chlorophenoxy)phenylthiomethyl]-tetrahydropyran-4-(*N*-hydroxycarboxamide) (584 mg, 91%). mp 146.6-148.0 °C; IR (KBr) 3426 (br), 1636 cm<sup>-1</sup>; <sup>1</sup>HNMR (DMSO-d<sub>6</sub>) δ 1.54 (ddd, *J* = 13.8, 10.2, 4.0 Hz, 2H), 2.00 (dm, *J* = 13.8 Hz, 2H), 3.16 (s, 2H), 3.39 (m, 2H), 3.66 (dt, *J* = 11.7, 3.8 Hz, 2H), 6.98 (d, *J* = 8.8 Hz, 2H), 7.02 (d, *J* = 9.0 Hz, 2H), 7.40 (d, *J* = 8.8 Hz, 2H), 7.41 (d, *J* = 8.9 Hz, 2H), 8.78 (s, 1H), 10.63 (s, 1H); <sup>13</sup>C NMR (CDCl<sub>3</sub>) δ 32.79 (t), 43.60 (s), 43.70 (t), 63.93 (t), 119.56 (d), 120.07 (d), 127.19 (s), 129.85 (d), 131.24 (d), 131.34 (s), 154.62 (s), 155.59 (s), 169.69 (s); FABHRMS Calcd. for C<sub>19</sub>H<sub>21</sub>NSO<sub>4</sub>Cl (M<sup>+</sup> + H): 394.0880. Found: 378.0872. Anal. Calcd. for C<sub>19</sub>H<sub>20</sub>NSO<sub>4</sub>Cl: C, 57.94; H, 5.12; N, 3.56. Found: C, 57.98; H, 5.04; N, 3.68.

- 45 8C. Preparation of Iba, varying R<sup>1</sup>, R<sup>2</sup>, R<sup>3</sup>, R<sup>4</sup>, and R<sup>5</sup>

Similarly, replacing 4-[4-(4-chlorophenoxy)phenylthiomethyl]-tetrahydropyran-4-carboxylic acid with other compounds of Formula Ia and following the procedures of Example 8A above, the following compounds of Formula Iba were prepared:

50 4-[4-(4-fluorophenoxy)phenylthiomethyl]tetrahydropyran-4-(*N*-hydroxycarboxamide): mp 146.2-146.5 °C; IR (KBr) 3431 (br), 1628 cm<sup>-1</sup>; <sup>1</sup>HNMR (CDCl<sub>3</sub>; NH and OH not observed) δ 1.35 (ddd, *J* = 13.8, 10.2, 4.0 Hz, 2H), 1.83 (dm, *J* = 13.8 Hz, 2H), 2.85 (s, 2H), 3.23 (m, 2H), 3.46 (dt, *J* = 11.9, 3.9 Hz, 2H), 6.58 (d, *J* = 8.8 Hz, 2H), 6.57 (d, *J* = 8.8 Hz, 2H), 6.65-6.78 (m, 4H), 7.06 (d, *J* = 8.8 Hz, 2H); <sup>13</sup>C NMR (CDCl<sub>3</sub>) δ 32.99 (t), 44.27 (s), 45.49 (t), 64.63 (t), 116.28 (dd, *J*<sub>C-F</sub> = 23.2 Hz), 118.64 (d), 120.49 (dd, *J*<sub>C-F</sub> = 8.5 Hz), 130.41 (s), 132.49 (d), 152.46 (s), 156.49 (s), 160.29 (d, *J*<sub>C-F</sub> = 241.9 Hz), 170.23 (s); FABMS (M<sup>+</sup> + H): 378. Anal. Calcd. for C<sub>19</sub>H<sub>20</sub>NSO<sub>4</sub>F: C, 60.46; H, 5.34; N, 3.71. Found: C, 60.08; H, 5.29; N, 3.65.

55 4-[4-(4-bromophenoxy)phenylthiomethyl]tetrahydropyran-4-*N*-hydroxycarboxamide: mp 153.1-154.0 °C; IR (KBr) 3434 (br), 1634 cm<sup>-1</sup>; <sup>1</sup>HNMR (CDCl<sub>3</sub>; NH and OH not observed) δ 1.68 (ddd, *J* = 14.0, 10.0, 4.0 Hz, 2H), 2.13 (dm, *J* = 14.0 Hz, 2H), 3.15 (s, 2H), 3.55 (ddd, *J* = 12.0, 10.2, 2.5 Hz, 2H), 3.76 (dt, *J* = 12.0 Hz, 4.1 Hz, 2H), 6.87

(d,  $J = 9.0$  Hz, 2H), 6.90 (d,  $J = 8.8$  Hz, 2H), 7.37 (d,  $J = 8.8$  Hz, 2H), 7.43 (d,  $J = 9.0$  Hz, 2H);  $^{13}\text{C}$ NMR ( $\text{CDCl}_3$ )  $\delta$  33.01 (t), 44.32 (s), 45.40 (t), 64.65 (t), 115.95 (s), 119.50 (d), 120.53 (d), 130.67 (s), 132.76 (d), 132.80 (d), 155.92 (s), 156.16 (s), 170.60 (s); FABMS ( $\text{M}^+ + \text{H}$ ): 438. Anal. Calcd. for  $\text{C}_{19}\text{H}_{20}\text{NSO}_4\text{Br}$ : C, 52.06; H, 4.60; N, 3.20. Found: C, 51.84; H, 4.52; N, 3.54.

5 3-(4-benzoylphenylthio)-2,2-dimethyl-*N*-hydroxypropionamide;  
 3-[4-(4-chlorophenoxy)phenylthio]-2,2-dimethyl-*N*-hydroxypropionamide: mp 114.7-115.3 °C;  $^1\text{H}$ NMR ( $\text{CDCl}_3$ )  $\delta$  1.30 (s, 6H), 3.14 (s, 2H), 6.90 (d,  $J = 8.8$  Hz, 2H), 6.92 (d,  $J = 8.8$  Hz, 2H), 7.29 (d,  $J = 8.9$  Hz, 2H), 7.37 (d,  $J = 8.8$  Hz, 1H); FABHRMS Calcd. for  $\text{C}_{17}\text{H}_{18}\text{NSO}_3\text{Cl}$  ( $\text{M}^+ + \text{H}$ ): 352.0772. Found: 352.0774. Anal. Calcd. for  $\text{C}_{17}\text{H}_{18}\text{NSO}_3\text{Cl}$ : C, 58.03; H, 5.16; N, 3.98. Found: C, 57.85; H, 5.10; N, 4.12.

10 3,3-dimethyl-3-[(4-chlorophenoxy)phenylthio]-*N*-hydroxypropionamide;  
 {4-[4-(4-benzo[*b*]thiophen-2-yl-phenoxy)phenylthio]-tetrahydropyran-4-yl]-*N*-hydroxyacetamide;  
 2-[4-(4-(phenylmethyl)phenylthio)-tetrahydropyran-4-yl]-*N*-hydroxyacetamide;  
 2-[4-(4-(4-chlorophenoxy)phenylthio)-tetrahydropyran-4-yl]-*N*-hydroxyacetamide; and  
 2-[4-(4-(4-bromophenoxy)phenylthio)-tetrahydropyran-4-yl]-*N*-hydroxyacetamide.

#### 15 8D. Preparation of Iba, varying $\text{R}^1$ , $\text{R}^2$ , $\text{R}^3$ , $\text{R}^4$ , and $\text{R}^5$

Similarly, replacing 4-[4-(4-chlorophenoxy)phenylthiomethyl]-tetrahydropyran-4-carboxylic acid with other compounds of Formula Ia and following the procedures of Example 8A above, other compounds of Formula Iba are prepared, for example:

4-(4-phenoxyphenylthiomethyl)tetrahydropyran-4-(*N*-hydroxycarboxamide);  
 4-[4-(4-fluorophenoxy)phenylthiomethyl]tetrahydropyran-4-(*N*-hydroxycarboxamide);  
 4-[4-(4-chlorophenoxy)phenylthiomethyl]piperidine-4-(*N*-hydroxycarboxamide);  
 25 4-[4-(4-chlorophenoxy)phenylthiomethyl]-1-methylpiperidine-4-(*N*-hydroxycarboxamide);  
 4-[4-(4-chlorophenoxy)phenylthiomethyl]-1-(cyclopropyl-methyl)piperidine-4-(*N*-hydroxycarboxamide);  
 4-[4-(4-chlorophenoxy)phenylthiomethyl]-1-acetyl-piperidine-4-(*N*-hydroxycarboxamide);  
 4-[4-(4-chlorophenoxy)phenylthiomethyl]-1-(3-pyridyl)-piperidine-4-(*N*-hydroxycarboxamide);  
 4-[4-(4-chlorophenoxy)phenylthiomethyl]-1-(3-pyridoyl)-piperidine-4-(*N*-hydroxycarboxamide);  
 30 2-[4-(4-methoxyphenylthio)-*N*-CBZ-piperidin-4-yl]-*N*-hydroxyacetamide;  
 2-[4-(4-methoxyphenylthio)-piperidin-4-yl]-*N*-hydroxyacetamide;  
 2-benzyl-3-(3-methoxyphenylthio)-*N*-hydroxypropionamide;  
 2-benzyl-3-(4-methoxyphenylthio)-*N*-hydroxypropionamide;  
 3-benzyl-3-(4-methoxyphenylthio)-*N*-hydroxypropionamide;  
 35 2-[4-(4-(4-fluorophenoxy)phenylthio)-piperidin-4-yl]-*N*-hydroxyacetamide;  
 2-[4-(4-(4-fluorophenoxy)phenylthio)-*N*-CBZ-piperidin-4-yl]-*N*-hydroxyacetamide;  
 3-benzyl-3-[(4-phenylthiophenyl)thio]-*N*-hydroxypropionamide;  
 3-benzyl-3-(phenylthio)-*N*-hydroxypropionamide;  
 3-benzyl-3-(4-phenoxyphenylthio)-*N*-hydroxypropionamide;  
 40 3-benzyl-3-[(4-biphenyl)thio]-*N*-hydroxypropionamide;  
 3-benzyl-3-(2-naphthylthio)-*N*-hydroxypropionamide;  
 3-benzyl-3-(4-methoxystyrylphenylthio)-*N*-hydroxypropionamide;  
 3-cyclopentylmethyl-3-(4-methoxyphenylthio)-*N*-hydroxypropionamide;  
 3-cyclopentylmethyl-2-isopropyl-3-(4-methoxyphenylthio)-*N*-hydroxypropionamide;  
 45 3-ethyl-2-methyl-3-(4-methoxyphenylthio)-*N*-hydroxypropionamide;  
 3,3-dimethyl-(4-methoxyphenylthio)-*N*-hydroxypropionamide;  
 2-[1-(4-methoxyphenylthio)-cyclopent-1-yl]-*N*-hydroxyacetamide;  
 2-[4-(4-methoxyphenylthio)-cyclohexanone-4-yl]-*N*-hydroxyacetamide ethylene ketal;  
 2-[1-(4-methoxyphenylthio)-(4-methylcyclohex-1-yl)-*N*-hydroxyacetamide;  
 50 2-[1-(4-phenoxyphenylthio)-cyclohex-1-yl]-*N*-hydroxyacetamide;  
 2-[4-(4-phenoxyphenylthio)-tetrahydropyran-4-yl]-*N*-hydroxyacetamide;  
 2-[4-(4-(4-fluorophenoxy)phenylthio)-tetrahydropyran-4-yl]-*N*-hydroxyacetamide;  
 2-[4-(4-phenoxyphenylthio)-tetrahydrothiopyran-1,1-dioxide-4-yl]-*N*-hydroxyacetamide;  
*trans*-2-(4-methoxyphenylthio)-cyclopentanecarboxylic acid; and  
 55 2-(4-methoxyphenylthio)-cyclohexanecarboxylic acid.

## EXAMPLE 9

Preparation of Compounds of Formula Ib

- 5 9A. Preparation of Ib where R<sup>1</sup> and R<sup>2</sup> are Hydrogen, R<sup>3</sup> and R<sup>4</sup> when taken together with the Carbon to which they are attached are Cyclopentyl, and R<sup>5</sup> is 4-Phenoxyphenyl

The 2-[1-(4-phenoxyphenyl)thio]-cyclopent-1-yl]-acetic acid obtained in Example 5 was dissolved in methylene chloride (8 ml) and treated with 4-dimethylaminopyridine (180 mg), *O*-(*tert*-butyl)-hydroxylamine hydrochloride (360 mg), triethylamine (540 μL), pyridine (400 μL), and 1-(3-dimethylaminopropyl)-3-ethylcarbodiimide hydrochloride (750 mg). After stirring overnight the reaction mixture was partitioned between ethyl acetate and water, the organic layer separated, and the solvent removed under reduced pressure. Preparative TLC of the residue and elution with 2:1 hexane/ethyl acetate gave *N*-(*tert*-butoxy)-2-[1-(4-phenoxyphenylthio)-cyclopent-1-yl]-acetamide (270 mg) as a white foam, which can be used in the next reaction without further purification.

- 15 9B. Preparation of Ib where R<sup>1</sup> and R<sup>2</sup> are Hydrogen, R<sup>3</sup> and R<sup>4</sup> when taken together with the Carbon to which they are attached are Tetrahydropyran, and R<sup>5</sup> is 4-Phenoxyphenyl

*O*-(*tert*-Butyl)hydroxylamine hydrochloride (9.57 g), 4-methylmorpholine (15.64 ml), hydroxybenzotriazole (6.87 g), and 1-(3-dimethylaminopropyl)-3-ethylcarbodiimide hydrochloride (19.5 g) was added to a solution of 2-[4-(4-phenoxyphenylthio)-tetrahydropyran-4-yl]-acetic acid (17.5 g) in methylene chloride (200 ml). After stirring for 3 hours at room temperature, 0.5 M hydrochloric acid (200 ml) was added to the mixture, and the mixture extracted with methylene chloride. The solvent was removed from the combined extracts under reduced pressure. Silica gel chromatography of the residue and elution with 35%-80% ethyl acetate/hexane gave *N*-(*tert*-butoxy)-2-[4-(4-phenoxyphenylthio)-tetrahydropyran-4-yl]-acetamide (15.3 g) as an oil, which can be used in the next reaction without further purification.

- 25 9C. Preparation of Ib where R<sup>3</sup> and R<sup>4</sup> are Hydrogen, R<sup>1</sup> and R<sup>2</sup> when taken together with the Carbon to which they are attached are *N*-BOC-Piperidine, and R<sup>5</sup> is 4-(4-Chlorophenoxy)phenyl

4-Methylmorpholine (2.60 ml, 23.68 mmol) was added dropwise to a solution of 2-[4-[4-(4-chlorophenoxy)phenylthiomethyl]-*N*-BOC-piperidin-4-yl]-carboxylic acid obtained in Example 6 (2.83 g, 5.92 mmol), *O*-(*tert*-butyl)hydroxylamine hydrochloride (2.23 g, 17.76 mmol), and 1-(3-dimethylaminopropyl)-3-ethylcarbodiimide hydrochloride (2.27 g, 11.84 mmol) in anhydrous methylene chloride (25 ml) cooled to 0°C. After the resulting mixture was allowed to warm to room temperature over 1 hour and stirred for an additional 12 hours, the mixture was partitioned between diethyl ether/1 N aqueous hydrochloric acid (300 ml). The acid layer was back extracted using diethyl ether (2 x 100 ml), and the combined ether extracts dried over magnesium sulfate and concentrated. Chromatography over silica gel, and eluting with 25% ethyl acetate/hexanes, gave *N*-(*tert*-butoxy)-2-[4-[4-(4-chlorophenoxy)phenylthiomethyl]-*N*-BOC-piperidin-4-yl]-carboxamide (2.88 g, 89%). <sup>1</sup>HNMR (CDCl<sub>3</sub>) δ 1.31 (s, 9H), 1.45 (s, 9H), 1.58 (m<sub>c</sub>, 2H), 2.10 (br d, *J* = 14.2 Hz, 2H), 3.13 (s, 2H), 3.19 (m<sub>c</sub>, 2H), 3.73 (m<sub>c</sub>, 2H), 6.93 (d, *J* = 8.8 Hz, 2H), 6.95 (d, *J* = 8.9 Hz, 2H), 7.30 (d, *J* = 8.9 Hz, 2H), 7.38 (d, *J* = 8.7 Hz, 2H), 8.15 (br s, 1H).

- 40 9D. Preparation of Ib, varying R<sup>1</sup>, R<sup>2</sup>, R<sup>3</sup>, R<sup>4</sup>, and R<sup>5</sup>

Similarly, following the procedures of Example 9A above, but replacing 2-[1-(4-phenoxyphenylthio)-cyclopent-1-yl]-acetic acid with other compounds of Formula Ia, the following compounds of Formula Ib were prepared:

- N*-(*tert*-butoxy)-2-[4-(4-phenoxyphenylthio)-*N*-CBZ-piperidin-4-yl]-acetamide;  
*N*-(*tert*-butoxy)-2-[4-(4-methoxyphenylthio)-*N*-CBZ-piperidin-4-yl]-acetamide;  
*N*-(*tert*-butoxy)-2-[4-[4-(4-fluorophenoxy)phenylthio]-*N*-CBZ-piperidin-4-yl]-acetamide;  
50 *N*-(*tert*-butoxy)-2-[4-[4-(4-fluorophenoxy)phenylthio]-piperidin-4-yl]-acetamide;  
*N*-(*tert*-butoxy)-2-[4-(4-phenoxyphenylthio)-piperidin-4-yl]-acetamide;  
*N*-(*tert*-butoxy)-2-[4-(3-methoxyphenylthio)-piperidin-4-yl]-acetamide;  
*N*-(*tert*-butoxy)-2-[4-(4-methoxyphenylthio)-piperidin-4-yl]-acetamide;  
*N*-(*tert*-butoxy)-2-benzyl-3-(phenylthio)-propionamide;  
55 *N*-(*tert*-butoxy)-3-benzyl-3-(phenylthio)-propionamide;  
*N*-(*tert*-butoxy)-3-benzyl-3-(4-methoxyphenylthio)-propionamide;  
*N*-(*tert*-butoxy)-3-benzyl-3-[(4-phenylthiophenyl)thio]-propionamide;  
*N*-(*tert*-butoxy)-3-benzyl-3-(4-phenoxyphenylthio)-propionamide;  
*N*-(*tert*-butoxy)-3-benzyl-3-[(4-biphenyl)thio]-propionamide;

*N-tert*-butoxy-3-benzyl-3-(2-naphthylthio)-propionamide;

*N-tert*-butoxy-3-benzyl-3-(4-methoxystyrylphenylthio)-propionamide;

*N-tert*-butoxy-3-cyclopentylmethyl-3-(4-methoxyphenylthio)-propionamide;

*N-tert*-butoxy-3-cyclopentylmethyl-2-isopropyl-3-(4-methoxyphenylthio)-propionamide;

5 *N-tert*-butoxy-3-ethyl-2-methyl-3-(4-methoxyphenylthio)-propionamide;

*N-tert*-butoxy-3,3-dimethyl-(4-methoxyphenylthio)-propionamide;

*N-tert*-butoxy-2-[1-(4-methoxyphenylthio)-cyclopent-1-yl]-acetamide;

*N-tert*-butoxy-2-[1-(4-methoxyphenylthio)-(4-methylcyclohex-1-yl)]-acetamide;

*N-tert*-butoxy-2-[4-(4-phenoxyphenylthio)-cyclohexanone-4-yl]-acetamide ethylene ketal;

10 *N-tert*-butoxy-2-[1-(4-phenoxyphenylthio)-cyclohex-1-yl]-acetamide;

*N-tert*-butoxy-2-[4-(4-methoxyphenylthio)-*N*-CBZ-piperidin-4-yl]-acetamide;

*N-tert*-butoxy-2-[4-(4-methoxyphenylthio)-piperidin-4-yl]-acetamide.

*N-tert*-butoxy-2-[4-(4-(4-fluorophenoxy)phenylthio)-tetrahydropyran-4-yl]-acetamide;

*N-tert*-butoxy-2-[4-(4-(4-chlorophenoxy)phenylthio)-tetrahydropyran-4-yl]-acetamide;

15 *N-tert*-butoxy-2-[4-(4-phenoxyphenylthio)-tetrahydrothiopyran-1,1-dioxide-4-yl]-acetamide;

*N-tert*-butoxy-4-[4-(4-pyridyloxy)phenylthiomethyl]-tetrahydropyran-carboxamide:  $^1\text{H NMR}$  ( $\text{CDCl}_3$ )  $\delta$  1.31 (s, 9H), 1.70 (m, 2H), 2.14 (dm,  $J = 11.8$  Hz, 2H), 3.21 (s, 2H), 3.63 (m, 2H), 3.82 (m, 2H), 6.84 (d,  $J = 6.4$  Hz, 2H), 7.03 (d,  $J = 8.6$  Hz, 2H), 7.44 (d,  $J = 8.4$  Hz, 2H), 8.20 (s, 1H), 8.48 (d,  $J = 5.8$  Hz, 2H).

*N-tert*-butoxy-4-[4-(5-chloro-2-pyridyloxy)phenylthiomethyl]-tetrahydropyran-carboxamide: mp 100.5-102.7 °C; IR (KBr) 3438 (br), 1657  $\text{cm}^{-1}$ ;  $^1\text{H NMR}$  ( $\text{DMSO-}d_6$ ) 1.19 (s, 9H), 1.57 (ddd,  $J = 13.5, 10.1, 4.0$  Hz, 2H), 2.05 (dm,  $J = 13.5$  Hz, 2H), 3.34 (s, 2H), 3.42 (m, 2H), 3.65 (dm,  $J = 11.6$  Hz, 2H), 7.09 (d,  $J = 8.8$  Hz, 2H), 7.10 (d,  $J = 8.8$  Hz, 2H), 7.41 (d,  $J = 8.7$  Hz, 2H), 7.95 (dd,  $J = 8.8, 2.7$  Hz, 1H), 8.19 (d,  $J = 2.7$  Hz, 1H), 10.37 (s, 1H);  $^{13}\text{C NMR}$  ( $\text{DMSO-}d_6$ )  $\delta$  26.66 (q), 33.03 (t), 43.20 (t), 44.25 (s), 64.10 (t), 80.78 (s), 113.00 (d), 121.88 (d), 124.88 (s), 130.43 (d), 132.67 (s), 139.93 (d), 145.51 (d), 151.89 (s), 161.58 (s), 171.64 (s); FABHRMS Calcd. for  $\text{C}_{22}\text{H}_{28}\text{N}_2\text{SO}_4\text{Cl}$  ( $\text{M}^+ + \text{H}$ ): 451.1458. Found: 451.1461. Anal. Calcd. for  $\text{C}_{22}\text{H}_{27}\text{N}_2\text{SO}_4\text{Cl}$ : C, 58.59; H, 6.03; N, 6.21. Found: C, 58.70; H, 6.05; N, 6.43.

*N-tert*-butoxy-3-[4-(5-chloro-2-pyridyloxy)phenylthio]-2,2-dimethyl-*N*-hydroxypropionamide: mp 90.8-91.9°C; IR (KBr) 3438 (br), 1651  $\text{cm}^{-1}$ ;  $^1\text{H NMR}$  ( $\text{DMSO-}d_6$ )  $\delta$  1.18 (s, 9H), 1.21 (s, 6H), 3.20 (s, 2H), 7.08 (m, 3H), 7.40 (d,  $J = 8.7$  Hz, 2H), 7.93 (dd,  $J = 8.7, 2.7$  Hz, 1H), 8.17 (d,  $J = 2.7$  Hz, 1H), 10.17 (s, 1H);  $^{13}\text{C NMR}$  ( $\text{DMSO-}d_6$ )  $\delta$  24.67 (q), 26.48 (q), 42.54 (s), 44.31 (t), 80.62 (s), 112.95 (d), 121.79 (d), 125.28 (s), 130.32 (d), 133.31 (s), 139.86 (d), 145.48 (d), 151.77 (s), 161.58 (s), 173.77 (s); FABHRMS Calcd. for  $\text{C}_{20}\text{H}_{26}\text{N}_2\text{SO}_3\text{Cl}$  ( $\text{M}^+ + \text{H}$ ): 409.1353. Found: 409.1354. Anal. Calcd. for  $\text{C}_{20}\text{H}_{25}\text{N}_2\text{SO}_3\text{Cl}$ : C, 58.74; H, 6.16; N, 6.85. Found: C, 58.91; H, 6.13; N, 7.07.

*N-tert*-butoxy-2-(4-methoxyphenylmercapto)-cyclohexane-carboxamide; and

*N-tert*-butoxy-*trans*-2-(4-methoxyphenylmercapto)-cyclopentanecarboxamide.

35

#### 9E. Preparation of **1b**, varying $\text{R}^2$ , $\text{R}^3$ , $\text{R}^4$ , and $\text{R}^5$

Similarly, following the procedures of Example 9A above, but replacing 2-[1-(4-phenoxyphenylthio)-cyclopent-1-yl]-acetic acid with other compounds of Formula 1a, other compounds of Formula 1b are prepared.

40

#### EXAMPLE 10

##### Preparation of Compounds of Formula 1d

45 10A. Preparation of 1d where n is 0,  $\text{R}^1$  and  $\text{R}^2$  are Hydrogen,  $\text{R}^3$  and  $\text{R}^4$  when taken together with the Carbon to which they are attached are Cyclopentyl, and  $\text{R}^5$  is 4-Phenoxyphenyl

The *N-tert*-butoxy-2-[1-(4-phenoxyphenylthio)-cyclopent-1-yl]-acetamide was dissolved in trifluoroacetic acid (6 ml) and allowed to stand for 24 hours. The acid was evaporated off under reduced pressure and the product purified by preparative TLC, eluting with 6.5% methanol/methylene chloride gave *N*-hydroxy-2-[1-(4-phenoxyphenylthio)-cyclopent-1-yl]-acetamide (100 mg).

50

10B. Preparation of 1d where n is 0, varying  $\text{R}^1$ ,  $\text{R}^2$ ,  $\text{R}^3$ ,  $\text{R}^4$ , and  $\text{R}^5$

55 Similarly, following the procedures of Example 10A above, but replacing *N-tert*-butoxy-2-[1-(4-phenoxyphenylthio)-cyclopent-1-yl]-acetamide with other compounds of Formula 1b, the following compounds of Formula 1d where n is 0 are prepared:

*N*-hydroxy-2-[4-(4-phenoxyphenylthio)-*N*-CBZ-piperidin-4-yl]-acetamide;

N-hydroxy-2-[4-(4-methoxyphenylthio)-N-CBZ-piperidin-4-yl]-acetamide;  
 2-[4-[4-(4-fluorophenoxy)phenylthio]-N-CBZ-piperidin-4-yl]-N-hydroxy-acetamide;  
 2-[4-[4-(4-fluorophenoxy)phenylthio]-piperidin-4-yl]-N-hydroxy-acetamide;  
 3-benzyl-N-hydroxy-3-(3-methoxyphenylthio)-propionamide;  
 5 N-hydroxy-2-[4-(4-phenoxyphenylthio)-piperidin-4-yl]-acetamide;  
 N-hydroxy-2-[4-(4-methoxyphenylthio)-piperidin-4-yl]-acetamide;  
 2-benzyl-N-hydroxy-3-(phenylthio)-propionamide;  
 3-benzyl-N-hydroxy-3-(phenylthio)-propionamide;  
 3-benzyl-N-hydroxy-3-(4-methoxyphenylthio)-propionamide;  
 10 3-benzyl-N-hydroxy-3-[(4-phenylthiophenyl)thio]-propionamide;  
 3-benzyl-N-hydroxy-3-(4-phenoxyphenylthio)-propionamide;  
 3-benzyl-N-hydroxy-3-[(4-biphenyl)thio]-propionamide;  
 3-benzyl-N-hydroxy-3-(2-naphthylthio)-propionamide;  
 3-benzyl-N-hydroxy-3-(4-methoxystyrylphenylthio)-propionamide;  
 15 3-cyclopentylmethyl-N-hydroxy-3-(4-methoxyphenylthio)-propionamide;  
 3-cyclopentylmethyl-N-hydroxy-2-isopropyl-3-(4-methoxyphenylthio)-propionamide;  
 3-ethyl-N-hydroxy-2-methyl-3-(4-methoxyphenylthio)-propionamide;  
 3,3-dimethyl-N-hydroxy-(4-methoxyphenylthio)-propionamide;  
 N-hydroxy-2-[1-(4-methoxyphenylthio)-cyclopent-1-yl]-acetamide;  
 20 N-hydroxy-2-[1-(4-methoxyphenylthio)-(4-methylcyclohex-1-yl)]-acetamide;  
 N-hydroxy-2-[1-(4-phenoxyphenylthio)-cyclohex-1-yl]-acetamide;  
 N-hydroxy-2-[4-(4-methoxyphenylthio)-N-CBZ-piperidin-4-yl]-acetamide;  
 N-hydroxy-2-[4-(4-methoxyphenylthio)-piperidin-4-yl]-acetamide;  
 N-hydroxy-2-[4-(4-phenoxyphenylthio)-tetrahydropyran-4-yl]-acetamide; 2-[4-[4-(4-chlorophenoxy)-phenylthio]-tetrahydropyran-4-yl]-N-hydroxy-acetamide;  
 25 2-[4-[4-(4-fluorophenoxy)phenylthio]-tetrahydropyran-4-yl]-N-hydroxy-acetamide, m.p. 50-55°C; and  
 N-hydroxy-2-[4-(4-phenoxyphenylthio)-tetrahydrothiopyran-1,1-dioxide-4-yl]-acetamide.

10C. Preparation of Id where n is 0, varying R<sup>1</sup>, R<sup>2</sup>, R<sup>3</sup>, R<sup>4</sup>, and R<sup>5</sup>

Similarly, following the procedures of Example 10A above, but replacing *N-tert*-butoxy-2-[1-(4-phenoxyphenylthio)cyclopent-1-yl]-acetamide with other compounds of Formula Ib, other compounds of Formula Id where n is 0 are prepared.

EXAMPLE 11

Preparation of Compounds of Formula Id

11A. Preparation of Id where n is 1, R<sup>1</sup> and R<sup>2</sup> are Hydrogen, R<sup>3</sup> and R<sup>4</sup> when taken together with the Carbon to which they are attached are Cyclopentyl, and R<sup>5</sup> is 4-Phenoxyphenyl

A solution of *N*-hydroxy-2-[1-(4-phenoxyphenylthio)-cyclopent-1-yl]-acetamide (45 mg) in acetone (4 ml) was treated with sodium periodate (260 mg) in water (2 ml). Over the course of 24 hours, two additional portions of sodium periodate (260 mg) were added. After complete disappearance of starting material the solution was diluted with methylene chloride, filtered, dried, and the solvent evaporated under reduced pressure. Preparative TLC on silica gel and elution with 10% methanol/methylene chloride gave *N*-hydroxy-2-[1-(4-phenoxyphenylsulfanyl)-cyclopent-1-yl]-acetamide (15 mg), <sup>1</sup>H NMR (CDCl<sub>3</sub>) 7.64 (d,2H), 7.44 (t,2H), 7.30-7.05 (m,5H), 2.97 (d,1H), 2.53 (d,1H), 2.15-1.65 (m,8H).

11B. Preparation of Id where n is 1, R<sup>1</sup> and R<sup>2</sup> are Hydrogen, R<sup>3</sup> and R<sup>4</sup> when taken together with the Carbon to which they are attached are Tetrahydropyran-4-yl, and R<sup>5</sup> is 4-(4-Fluorophenoxy)-phenyl

2-[4-[4-(4-Fluorophenoxy)phenylthio]-tetrahydropyran-4-yl]-*N*-hydroxyacetamide (500 mg) was dissolved in methanol (25 ml). OXONE (400 mg) in water (5 ml) was added. After stirring for 30 minutes, the mixture was partitioned between methylene chloride and water. Preparative TLC on silica gel and elution with 10% methanol/methylene chloride gave 2-[4-[4-(4-fluorophenoxy)phenyl-sulfanyl]-tetrahydropyran-4-yl]-*N*-hydroxyacetamide (402 mg, m.p. 120°C).

11C. Preparation of Id where n is 1, varying R<sup>1</sup>, R<sup>2</sup>, R<sup>3</sup>, R<sup>4</sup>, and R<sup>5</sup>

Similarly, following the procedures of Example 11A or 11B above, but replacing *N*-hydroxy-2-[1-(4-phenoxyphe-

nylthio)-cyclopent-1-yl]-acetamide with other compounds of Formula Id where n is 0, other compounds of Formula Id where n is 1 are prepared, for example;

5 *N*-hydroxy-2-[4-(4-phenoxyphenylsulfinyl)-*N*-CBZ-piperidin-4-yl]-acetamide;  
*N*-hydroxy-2-[4-(4-phenoxyphenylsulfinyl)-piperidin-4-yl]-acetamide;  
*N*-hydroxy-2-[4-(4-methoxyphenylsulfinyl)-*N*-CBZ-piperidin-4-yl]-acetamide;  
2-[4-[4-(4-fluorophenoxy)phenylsulfinyl]-piperidin-4-yl]-*N*-hydroxyacetamide;  
*N*-hydroxy-2-[4-(4-methoxyphenylsulfinyl)-piperidin-4-yl]-acetamide;  
10 2-benzyl-*N*-hydroxy-3-(4-methoxyphenylsulfinyl)-propionamide;  
3-benzyl-*N*-hydroxy-3-(3-methoxyphenylsulfinyl)-propionamide;  
3-benzyl-*N*-hydroxy-3-(4-methoxyphenylsulfinyl)-propionamide;  
3-benzyl-*N*-hydroxy-3-[(4-phenylthiophenyl)sulfinyl]-propionamide;  
3-benzyl-*N*-hydroxy-3-(4-phenoxyphenylsulfinyl)-propionamide;  
3-benzyl-*N*-hydroxy-3-[(4-biphenyl)sulfinyl]-propionamide;  
15 3-benzyl-*N*-hydroxy-3-(2-naphthylsulfinyl)-propionamide;  
3-benzyl-*N*-hydroxy-3-(4-methoxystyrylphenylsulfinyl)-propionamide;  
3-cyclopentylmethyl-*N*-hydroxy-3-(4-methoxyphenylsulfinyl)-propionamide;  
3-cyclopentylmethyl-*N*-hydroxy-2-isopropyl-3-(4-methoxyphenylsulfinyl)-propionamide;  
3-ethyl-*N*-hydroxy-2-methyl-3-(4-methoxyphenylsulfinyl)-propionamide;  
20 3,3-dimethyl-*N*-hydroxy-(4-methoxyphenylsulfinyl)-propionamide;  
*N*-hydroxy-2-[1-(4-methoxyphenylsulfinyl)-cyclopent-1-yl]-acetamide;  
*N*-hydroxy-2-[1-(4-methoxyphenylsulfinyl)-(4-methylcyclohex-1-yl)]-acetamide;  
*N*-hydroxy-2-[1-(4-phenoxyphenylsulfinyl)-cyclohex-1-yl]-acetamide;  
*N*-hydroxy-2-[4-(4-methoxyphenylsulfinyl)-*N*-CBZ-piperidin-4-yl]-acetamide; and  
25 *N*-hydroxy-2-[4-(4-methoxyphenylsulfinyl)-piperidin-4-yl]-acetamide.  
*N*-hydroxy-2-[4-(4-phenoxyphenylsulfinyl)-tetrahydropyran-4-yl]-acetamide;  
4-[4-(4-chlorophenoxy)phenylsulfinylmethyl]-tetrahydropyran-4-(*N*-hydroxycarboxamide): mp 141.3-142.1 °C; IR  
(KBr) 3436 (br), 1649 cm<sup>-1</sup>; <sup>1</sup>H NMR (DMSO-d<sub>6</sub>) δ 1.67 (dm, *J* = 13.9 Hz, 1H), 1.79 (dm, *J* = 13.9 Hz, 1H), 1.97  
(dm, *J* = 13.9 Hz, 1H), 2.24 (dm, *J* = 13.9 Hz, 1H), 2.97 (d, *J* = 13.7 Hz, 1H), 3.07 (d, *J* = 13.7 Hz, 1H), 3.33-3.54  
(m<sub>c</sub>, 2H), 3.69 (m<sub>c</sub>, 2H), 7.12 (d, *J* = 8.9 Hz, 2H), 7.21 (d, *J* = 8.8 Hz, 2H), 7.48 (d, *J* = 8.9 Hz, 2H), 7.66 (d, *J* = 8.8  
30 Hz, 2H), 8.87 (br s, 1H), 10.76 (s, 1H), <sup>13</sup>CNMR (DMSO-d<sub>6</sub>) δ 32.43 (t), 33.71 (t), 42.69 (s), 63.65 (t), 67.12 (t),  
118.90 (d), 121.07 (d), 126.11 (d), 128.19 (s), 130.07 (d), 139.51 (s), 154.62 (s), 158.72 (s), 169.68 (s); FABHRMS  
Calcd. for C<sub>19</sub>H<sub>21</sub>NSO<sub>5</sub>Cl (M<sup>+</sup> + H): 410.0829 Found: 426.0825. Anal. Calcd. for C<sub>19</sub>H<sub>20</sub>NSO<sub>5</sub>Cl: C, 55.68; H, 4.92;  
N, 3.42. Found: C, 55.70; H, 4.93; N, 3.64.  
35 2-[4-[4-(4-chlorophenoxy)-phenylsulfinyl]-tetrahydropyran-4-yl] -*N*-hydroxyacetamide; and  
*N*-hydroxy-2-[4-(4-phenoxyphenylsulfinyl)-tetrahydrothiopyran-1,1-dioxide-4-yl]-acetamide.

#### EXAMPLE 12

#### 40 Preparation of Compounds of Formula Id

12A. Preparation of Id where n is 2, R<sup>1</sup> and R<sup>2</sup> are Hydrogen, R<sup>3</sup> and R<sup>4</sup> when taken together with the Carbon to which they are attached are Cyclopentyl, and R<sup>5</sup> is 4-Phenoxyphenyl

45 A solution of *N*-hydroxy-2-[1-(4-phenoxyphenylthio)-cyclopent-1-yl]-acetamide (45 mg) in methanol (4 ml) was treated with a solution of OXONE (260 mg) in water (2 ml). The mixture was stirred for 1 hour, then partitioned between methylene chloride and water. The organic layer was separated, and the solvent removed under reduced pressure. Preparative TLC on silica gel and elution with 10% methanol/methylene chloride gave *N*-hydroxy-2-[1-(4-phenoxyphenylsulfonyl)cyclopent-1-yl]-acetamide (20 mg), m/e = 393 (MNH<sub>4</sub><sup>+</sup>, CIMS).

50 12B. Preparation of Id where n is 2, R<sup>1</sup> and R<sup>2</sup> when taken together with the Carbon to which they are attached represent Tetrahydropyran, R<sup>3</sup> and R<sup>4</sup> are Hydrogen, and R<sup>5</sup> is 4-(4-Chlorophenoxy)phenyl

55 To a mechanically stirred suspension of 4-[4-(4-chlorophenoxy)-phenylthiomethyl]tetrahydropyran-4-(*N*-hydroxycarboxamide) (59.8 g, 151.8 mmol) in 20% tetrahydrofuran-methanol (1570 ml) cooled to 5°C was added dropwise a solution of OXONE (152 g, 247 mmol) in water (1 litre), maintaining an internal temperature of 15-20°C. The mixture was stirred for 5.5 hours, and the mixture then partitioned between 30% ethyl acetate/water (3 litres). The aqueous layer was washed with ethyl acetate (2 x 300 ml), the combined ethyl acetate layers dried over magnesium sulfate, concentrated under reduced pressure, and the residue crystallized from the minimum amount of methylene chloride/hexanes,

to afford analytically pure 4-[4-(4-chlorophenoxy)phenylsulfonylmethyl]-tetrahydropyran-4-(*N*-hydroxycarboxamide) as a white powder (54.2 g, 84%). mp 147.7-148.9 °C; IR (KBr) 3429 (br), 1636 cm<sup>-1</sup>; <sup>1</sup>H NMR (DMSO-d<sub>6</sub>) δ 1.70 (dm, *J* = 13.9, 2H), 1.96 (dm, *J* = 13.9 Hz, 2H), 3.38-3.48 (m, 2H), 3.58-3.68 (m, 2H), 3.58-3.68 (m, 2H), 3.66 (s, 2H), 7.19 (d, *J* = 8.9 Hz, 2H), 7.19 (d, *J* = 8.9 Hz, 2H), 7.52 (d, *J* = 8.9 Hz, 2H), 7.85 (d, *J* = 8.9 Hz, 2H), 8.68 (d, *J* = 2.0 Hz, 1H), 10.54 (d, *J* = 2.0 Hz, 1H), <sup>13</sup>C NMR (DMSO-d<sub>6</sub>) δ 32.83 (t), 41.70 (s), 61.02 (t), 63.19 (t), 118.01 (d), 121.71 (d), 128.73 (s), 130.08 (d), 130.19 (d), 135.20 (s), 153.83 (s), 160.86 (s), 168.96 (s); FABHRMS Calcd. for C<sub>19</sub>H<sub>20</sub>NSO<sub>6</sub>Cl: 426.0778. Found: 426.0774. Anal. Calcd. for C<sub>19</sub>H<sub>20</sub>NSO<sub>6</sub>Cl: C, 53.59; H, 4.73; N, 3.29. Found: C, 53.58; H, 4.70; N, 3.40.

12C. Preparation of Id where n is 2, R<sup>1</sup> and R<sup>2</sup> when taken together with the Carbon to which they are attached represent Tetrahydropyran, R<sup>3</sup> is hydrogen, R<sup>4</sup> is Benzyl, and R<sup>5</sup> is 4-(4-Chlorophenoxy)phenyl

To a solution of 3-benzyl-4-[4-(4-chlorophenoxy)-phenylsulfonylmethyl]-tetrahydropyran-4-carboxylic acid (316 mg, 0.63 mmol) and *N,N*-dimethylformamide catalyst (10 μL) in methylene chloride (6 ml) at 0°C was added oxalyl chloride (200 μL, 2.20 mmol) dropwise over 10 minutes. The mixture was warmed to room temperature over 1 hour, the partial slurry stirred an additional 8 hours, and concentrated *in vacuo* until the theoretical mass of the acid chloride was obtained. This mixture was dissolved in methylene chloride (8 ml), cooled to 0°C, and a neat solution of *N,O*-bis(trimethylsilyl)hydroxylamine (0.56 g, 3.15 mmol) added dropwise over 5 minutes. The mixture was immediately warmed to room temperature, stirred for 48 hours, and recooled to 0°C. To this solution was added aqueous 1M hydrochloric acid (5 ml, 150 mmol), and the solution stirred for an additional 30 minutes, partitioned between ethyl acetate (150 ml) and brine (50 ml). The organic layer was dried over magnesium sulfate, concentrated *in vacuo*, chromatographed over silica gel, eluted with 4% methanol/methylene chloride) to afford 280 mg (86%) of 3-benzyl-4-[4-(4-chlorophenoxy)-phenylsulfonylmethyl]-tetrahydropyran-4-(*N*-hydroxycarbamide) hydroxamic acid. mp 108-113°C; IR (KBr) 3422 (br), 1653 cm<sup>-1</sup>; <sup>1</sup>H NMR (CDCl<sub>3</sub>) δ 1.76-1.86 (m, 1H), 2.08-2.27 (m, 2H), 2.34 (dm, *J* = 13.8 Hz, 1H), 2.91 (dd, *J* = 16.5, 7.2 Hz, 1H), 3.17 (dd, *J* = 16.4, 4.0 Hz, 1H), 3.19-3.23 (tm, *J* = 9.0 Hz, 1H), 3.43 (td, *J* = 11.9, 2.4 Hz, 2H), 6.65-6.72 (m, 2H), 6.76 (d, *J* = 8.9 Hz, 2H), 6.88 (d, *J* = 8.8 Hz, 2H), 6.98-7.04 (m, 3H), 7.30 (d, *J* = 8.9 Hz, 2H), 7.49 (d, *J* = 8.8 Hz, 2H); <sup>13</sup>C NMR (CDCl<sub>3</sub>) δ 31.76 (t), 34.23 (t), 47.30 (s), 64.07 (t), 64.66 (t), 72.68 (d), 117.50 (d), 121.64 (d), 126.47 (d), 127.96 (d), 128.53 (d), 130.31 (d), 130.69 (d), 132.91 (s), 137.83 (s), 153.34 (s), 162.12 (s), 171.30 (s); FABMS (M<sup>+</sup> + H): 516; Anal. Calcd. for C<sub>26</sub>H<sub>26</sub>NSO<sub>6</sub>Cl: C, 60.52; H, 5.08; N, 2.71. Found: C, 60.45; H, 5.10; N, 2.55.

12D. Preparation of Id where n is 2, varying R<sup>1</sup>, R<sup>2</sup>, R<sup>3</sup>, R<sup>4</sup>, and R<sup>5</sup>

Similarly, following the procedures of Example 12C above, but replacing 4-[4-(4-chlorophenoxy)phenylthiomethyl]-tetrahydropyran-4-(*N*-hydroxycarboxamide) with other compounds of Formula Iba, the following compounds of Formula Id where n is 2 were prepared:

4-[4-(4-fluorophenoxy)phenylsulfonylmethyl]tetrahydropyran-4-(*N*-hydroxycarboxamide): mp 153.1-153.9 °C; IR (KBr) 3434 (br), 1636 cm<sup>-1</sup>; <sup>1</sup>H NMR (CDCl<sub>3</sub>) δ 1.87 (ddd, *J* = 13.6, 8.8, 4.0 Hz, 2H), 2.22 (dm, *J* = 13.6 Hz, 2H), 3.52-3.78 (m, 4H), 7.00-7.16 (m, 6H), 7.84 (d, *J* = 8.9 Hz, 2H); <sup>13</sup>C NMR (CDCl<sub>3</sub>) δ 33.12 (t), 42.19 (s), 62.52 (t), 63.96 (t), 116.88 (dd, *J*<sub>C-F</sub> = 21.3 Hz), 117.30 (d), 121.97 (dd, *J*<sub>C-F</sub> = 8.4 Hz), 130.18 (s), 134.21 (d), 150.66 (d, *J*<sub>C-F</sub> = 2.6 Hz), 159.73 (d, *J*<sub>C-F</sub> = 243.8 Hz), 162.61 (s), 169.73 (s); FABMS (M<sup>+</sup> + H): 410. Anal. Calcd. for C<sub>19</sub>H<sub>20</sub>NSO<sub>6</sub>F: C, 55.74; H, 4.92; N, 3.42. Found: C, 55.45; H, 4.91; N, 3.38.

4-[4-(4-bromophenoxy)phenylsulfonylmethyl]tetrahydropyran-4-(*N*-hydroxycarboxamide): mp 150.1-151.0 °C; IR (KBr) 3432 (br), 1636 cm<sup>-1</sup>; <sup>1</sup>H NMR (CDCl<sub>3</sub>; NH and OH not observed) δ 1.87 (ddd, *J* = 13.6, 8.7, 3.9 Hz, 2H), 2.12 (dm, *J* = 13.6 Hz, 2H), 3.52 (s, 2H), 3.62-3.80 (m, 4H), 6.97 (d, *J* = 8.8 Hz, 2H), 7.06 (d, *J* = 8.8 Hz, 2H), 7.52 (d, *J* = 8.8 Hz, 2H), 7.85 (d, *J* = 8.8 Hz, 2H); <sup>13</sup>C NMR (CDCl<sub>3</sub>) δ 33.10 (t), 42.16 (s), 62.49 (t), 63.93 (t), 117.66 (s), 117.83 (d), 121.93 (d), 130.20 (d), 133.17 (d), 134.61 (s), 154.13 (s), 161.79 (s), 169.53 (s); FABHRMS Calcd. for C<sub>19</sub>H<sub>20</sub>NSO<sub>6</sub>Br (M<sup>+</sup> + H): 470.0273. Found: 470.0268. Anal. Calcd. for C<sub>19</sub>H<sub>20</sub>NSO<sub>6</sub>Br: C, 48.51; H, 4.28; N, 2.98. Found: C, 48.29; H, 4.02; N, 2.94.

3-(4-benzoylphenylsulfonyl)-2,2-dimethyl-*N*-hydroxypropionamide;

3-[4-(4-chlorophenoxy)phenylsulfonyl]-2,2-dimethyl-*N*-hydroxypropionamide: mp 154.9-156.1 °C; <sup>1</sup>H NMR (CDCl<sub>3</sub>) δ 1.45 (s, 6H), 3.48 (s, 2H), 7.02 (d, *J* = 8.9 Hz, 2H), 7.04 (d, *J* = 8.9 Hz, 2H), 7.38 (d, *J* = 8.9 Hz, 2H), 7.85 (d, *J* = 8.9 Hz, 2H); FABMS (M<sup>+</sup> + H): 384.0. Anal. Calcd. for C<sub>17</sub>H<sub>18</sub>NSO<sub>5</sub>Cl: C, 53.19; H, 4.73; N, 3.65. Found: C, 52.98; H, 4.69; N, 3.73.

4-(4-phenoxyphenylsulfonylmethyl)-tetrahydropyran-4-(*N*-hydroxycarboxamide): mp 141.8-142.9 °C; IR (KBr) 3432 (br), 1636 cm<sup>-1</sup>; <sup>1</sup>H NMR (DMSO-d<sub>6</sub>) δ 1.74 (ddd, *J* = 13.8, 10.0, 3.9 Hz, 2H), 1.98 (dm, *J* = 13.8 Hz, 2H), 3.45 (m, 2H), 3.64 (m, 2H), 3.65 (s, 2H), 7.15 (d, *J* = 8.8 Hz, 2H), 7.26 (d, *J* = 7.5 Hz, 2H), 7.47 (t, *J* = 7.5 Hz, 1H), 7.85 (d, *J* = 8.8 Hz, 2H), 8.68 (s, 1H), 10.52 (s, 1H); <sup>13</sup>C NMR (DMSO-d<sub>6</sub>) δ 32.87 (t), 41.76 (s), 61.19 (t), 63.28 (t), 117.71 (d), 119.99 (d), 124.91 (d), 130.04 (d), 130.34 (d), 134.85 (s), 154.85 (s), 161.39 (s), 168.97 (s); FABHRMS Calcd. for C<sub>19</sub>H<sub>22</sub>NSO<sub>6</sub> (M<sup>+</sup> + H): 392.1168. Found: 392.1162. Anal. Calcd. for C<sub>19</sub>H<sub>21</sub>NSO<sub>6</sub>.0.5H<sub>2</sub>O: C,

56.99; H, 5.54; N, 3.50. Found: C, 57.06; H, 5.35; N, 3.93.

4-[4-(4-thiophen-2-yl)phenoxyphenylsulfonylmethyl]-tetrahydropyran-4-(*N*-hydroxycarboxamide): mp 172.2-176.5 °C; IR (KBr) 3428 (br), 1636 cm<sup>-1</sup>; <sup>1</sup>H NMR (DMSO-d<sub>6</sub>) δ 1.72 (dm, *J* = 14.5 Hz, 2H), 1.99 (dm, *J* = 14.5 Hz, 2H), 3.46 (m<sub>c</sub>, 2H), 3.65 (m<sub>c</sub>, 2H), 3.66 (s, 2H), 7.14 (dd, *J* = 4.9, 3.6 Hz, 1H), 7.19 (d, *J* = 8.7 Hz, 2H), 7.20 (d, *J* = 8.9 Hz, 2H), 7.48 (dd, *J* = 3.6, 1.2 Hz, 1H), 7.52 (dd, *J* = 4.9, 1.2 Hz, 1H), 7.73 (d, *J* = 8.8 Hz, 2H), 7.86 (d, *J* = 8.8 Hz, 2H), 8.68 (s, 1H), 12.58 (s, 1H); <sup>13</sup>C NMR (DMSO-d<sub>6</sub>) δ 32.89 (t), 41.78 (s), 61.20 (t), 63.28 (t), 117.88 (d), 120.55 (d), 123.66 (d), 125.56 (d), 127.34 (d), 128.45 (d), 130.07 (d), 130.62 (s), 135.04 (s), 142.45 (s), 154.30 (s), 161.16 (s), 169.03 (s); FABHRMS Calcd. for C<sub>23</sub>H<sub>24</sub>NS<sub>2</sub>O<sub>6</sub> (M<sup>+</sup> + H): 474.1045. Found: 474.1050. Anal. Calcd. for C<sub>23</sub>H<sub>23</sub>NS<sub>2</sub>O<sub>6</sub>: C, 58.33; H, 4.90; N, 3.00. Found: C, 58.18; H, 4.84; N, 3.19.

4-[4-(4-thiophen-3-yl)phenoxyphenylsulfonylmethyl]-tetrahydropyran-4-(*N*-hydroxycarboxamide): mp 183.5-184.4 °C; IR (KBr) 3432 (br), 1636 cm<sup>-1</sup>; <sup>1</sup>H NMR (DMSO-d<sub>6</sub>) δ 1.72 (m<sub>c</sub>, 2H), 1.98 (m<sub>c</sub>, 2H), 3.48 (m<sub>c</sub>, 2H), 3.65 (m<sub>c</sub>, 4H), 7.18 (m<sub>c</sub>, 4H), 7.55 (dd, *J* = 5.1 Hz, 1H), 7.62 (d, *J* = 4.9, 3.7 Hz, 2H), 7.80 (d, *J* = 8.6 Hz, 2H), 7.86 (m<sub>c</sub>, 3H), 8.69 (s, 1H), 10.58 (s, 1H); <sup>13</sup>C NMR (DMSO-d<sub>6</sub>) δ 32.88 (t), 41.79 (s), 61.19 (t), 63.28 (t), 117.71 (d), 120.42 (d), 120.81 (d), 126.09 (d), 127.10 (d), 127.97 (d), 130.06 (d), 132.10 (s), 134.89 (s), 140.54 (s), 153.86 (s), 168.85 (s); FABHRMS Calcd. for C<sub>23</sub>H<sub>24</sub>NS<sub>2</sub>O<sub>6</sub> (M<sup>+</sup> + H): 474.1045. Found: 474.1049. Anal. Calcd. for C<sub>23</sub>H<sub>23</sub>NS<sub>2</sub>O<sub>6</sub>·0.75H<sub>2</sub>O: C, 56.72; H, 5.07; N, 2.88. Found: C, 56.74; H, 4.78; N, 3.22.

3,3-dimethyl-3-[(4-chlorophenoxy)phenylsulfonyl]-*N*-hydroxypropionamide;  
 {4-[4-(4-benzo[*b*]thiophen-2-yl-phenoxy)phenylsulfonyl]-tetrahydropyran-4-yl]-*N*-hydroxyacetamide;  
 2-{4-[4-(phenylmethyl)phenylsulfonyl]-tetrahydropyran-4-yl]-*N*-hydroxyacetamide;  
 2-{4-[4-(4-chlorophenoxy)phenylsulfonyl]tetrahydropyran-4-yl]-*N*-hydroxyacetamide; and  
 2-{4-[4-(4-bromophenoxy)phenylsulfonyl]tetrahydropyran-4-yl]-*N*-hydroxyacetamide.

## 12E. Preparation of Id where n is 2, varying R<sup>1</sup>, R<sup>2</sup>, R<sup>3</sup>, R<sup>4</sup>, and R<sup>5</sup>

Similarly, following the procedures of Example 12A or 12B above, but replacing *N*-hydroxy-2-[1-(4-phenoxyphenylthio)-cyclopent-1-yl]-acetamide with other compounds of Formula Id where n is 0, the following compounds of Formula Id where n is 2 are prepared, for example;

4-(4-phenoxyphenylsulfonylmethyl)tetrahydropyran-4-(*N*-hydroxycarboxamide);  
 4-[4-(4-fluorophenoxy)phenylsulfonylmethyl]tetrahydropyran-4-(*N*-hydroxycarboxamide);  
 4-[4-(4-chlorophenoxy)phenylsulfonylmethyl]piperidine-4-(*N*-hydroxycarboxamide);  
 4-[4-(4-chlorophenoxy)phenylsulfonylmethyl]-1-methylpiperidine-4-(*N*-hydroxycarboxamide);  
 4-[4-(4-chlorophenoxy)phenylsulfonylmethyl]-1-cyclopropylmethylpiperidine-4-(*N*-hydroxycarboxamide);  
 4-[4-(4-chlorophenoxy)phenylsulfonylmethyl]-1-acetyl piperidine-4-(*N*-hydroxycarboxamide);  
 4-[4-(4-chlorophenoxy)phenylsulfonylmethyl]-1-(3-pyridyl)-piperidine-4-(*N*-hydroxycarboxamide);  
 4-[4-(4-chlorophenoxy)phenylsulfonylmethyl]-1-(3-pyridoyl)-piperidine-4-(*N*-hydroxycarboxamide);  
*N*-hydroxy-2-[4-(4-phenoxyphenylsulfonyl)-*N*-CBZ-piperidin-4-yl]-acetamide;  
*N*-hydroxy-2-[4-(4-methoxyphenylsulfonyl)-*N*-CBZ-piperidin-4-yl]-acetamide;  
 2-{4-[4-(4-fluorophenoxy)phenylsulfonyl]-*N*-CBZ-piperidin-4-yl]-*N*-hydroxyacetamide;  
 2-{4-[4-(4-fluorophenoxy)phenylsulfonyl]-piperidin-4-yl]-*N*-hydroxyacetamide;  
*N*-hydroxy-2-[4-(4-methoxyphenylsulfonyl)-piperidin-4-yl]-acetamide;  
*N*-hydroxy-2-[4-(4-phenoxyphenylsulfonyl)-piperidin-4-yl]-acetamide;  
 2-benzyl-*N*-hydroxy-3-(4-methoxyphenylsulfonyl)-propionamide;  
 3-benzyl-*N*-hydroxy-3-(3-methoxyphenylsulfonyl)-propionamide;  
 3-benzyl-*N*-hydroxy-3-(4-methoxyphenylsulfonyl)-propionamide;  
 3-benzyl-*N*-hydroxy-3-[(4-phenylthiophenyl)sulfonyl]-propionamide;  
 3-benzyl-*N*-hydroxy-3-(phenylsulfonyl)-propionamide;  
 3-benzyl-*N*-hydroxy-3-(4-phenoxyphenylsulfonyl)-propionamide;  
 3-benzyl-3-[(4-biphenyl)sulfonyl]-*N*-hydroxypropionamide;  
 3-benzyl-*N*-hydroxy-3-(2-naphthylsulfonyl)-propionamide;  
 3-benzyl-*N*-hydroxy-3-(4-methoxystyrylphenylsulfonyl)-propionamide;  
 3-(cyclopentylmethyl)-*N*-hydroxy-3-(4-methoxyphenylsulfonyl)-propionamide;  
 3-(cyclopentylmethyl)-*N*-hydroxy-2-isopropyl-3-(4-methoxyphenylsulfonyl)-propionamide;  
 3-ethyl-*N*-hydroxy-3-(4-methoxyphenylsulfonyl)-2-methylpropionamide;  
 3,3-dimethyl-*N*-hydroxy-(4-methoxyphenylsulfonyl)-propionamide;  
*N*-hydroxy-2-[1-(4-methoxyphenylsulfonyl)-cyclopent-1-yl]-acetamide;  
*N*-hydroxy-2-[1-(4-methoxyphenylsulfonyl)-(4-methylcyclohex-1-yl)]-acetamide;  
*N*-hydroxy-2-[1-(4-phenoxyphenylsulfonyl)-cyclohex-1-yl]-acetamide;  
*N*-hydroxy-2-[4-(4-phenoxyphenylsulfonyl)-tetrahydropyran-4-yl]-acetamide;



2-[4-[4-(4-chlorophenoxy)phenylsulfonyl]-tetrahydropyran-4-yl]-*N*-hydroxyacetamide;  
 2-[4-[4-(4-fluorophenoxy)phenylsulfonyl]-tetrahydropyran-4-yl]-*N*-hydroxyacetamide; and  
*N*-hydroxy-2-[4-(4-phenoxyphenylsulfonyl)-tetrahydrothiopyran-1,1-dioxide-4-yl]-acetamide.

5 12F. Preparation of Id where n is 2, varying R<sup>1</sup>, R<sup>2</sup>, R<sup>3</sup>, R<sup>4</sup>, and R<sup>5</sup>

Similarly, following the procedures of Example 12A above, but replacing *N*-hydroxy-2-[1-(4-phenoxyphenylthio)-cyclopent-1-yl]-acetamide with other compounds of Formula Id where n is 0, other compounds of Formula Id where n is 2 are prepared.

10

### EXAMPLE 13

Preparation of Compounds of Formula I where Y is *tert*-BuONH-

15 13A. Preparation of Ic where n is 2, R<sup>1</sup> and R<sup>2</sup> are Hydrogen, R<sup>3</sup> and R<sup>4</sup> when taken together with the Carbon to which they are attached are Tetrahydropyran, and R<sup>5</sup> is 4-Phenoxyphenyl

To a cooled solution of *N*-*tert*-butoxy-2-[4-(4-phenoxyphenylthio)-tetrahydropyran-4-yl]-acetamide (14.1 g, 33.9 mmol) in methanol (340 ml) was added a solution of OXONE (33.9 g) in water (170 ml). The reaction mixture was stirred for 5 hours at room temperature, concentrated to half the original volume under reduced pressure, and the residue then partitioned between ethyl acetate and water. The solvent was removed from the ethyl acetate extracts under reduced pressure. The residue chromatographed on silica gel, eluting with 10% methanol/methylene chloride, to give *N*-*tert*-butoxy-2-[4-(4-phenoxyphenylsulfonyl)-tetrahydropyran-4-yl]-acetamide as a white foam.

25 13B. Preparation of Ic where n is 2, R<sup>3</sup> and R<sup>4</sup> are Hydrogen, R<sup>1</sup> and R<sup>2</sup> when taken together with the Carbon to which they are attached are *N*-BOC-Piperidine, and R<sup>5</sup> is 4-(4-Chlorophenoxy)phenyl

To a solution of *N*-*tert*-butoxy-2-[4-(4-phenoxyphenylthiomethyl)-*N*-BOC-piperidin-4-yl]-carboxamide (4.96 g, 9.03 mmol) in anhydrous methylene chloride (70 ml) cooled to 0°C, was added 60% 3-chloroperoxybenzoic acid (4.96 g). After the resulting mixture was allowed to warm to room temperature over 30 minutes and stirred for 5 minutes, 13.6M aqueous methyl sulfide (1 ml, 13.62 mmol) was added in one portion. The mixture was stirred 10 minutes, partitioned with saturated aqueous sodium bicarbonate (2 x 50 ml), dried over magnesium sulfate, and concentrated *in vacuo*. Chromatography over silica gel, and eluting with 25% ethyl acetate/hexanes, gave *N*-*tert*-butoxy-2-[4-(4-phenoxyphenylsulfonylmethyl)-*N*-BOC-piperidin-4-yl]-carboxamide as a white foam (4.70 g, 90%). <sup>1</sup>HNMR (CDCl<sub>3</sub>) δ 1.31 (s, 9H), 1.46 (s, 9H), 1.59 (m<sub>c</sub>, 2H), 2.18 (m<sub>c</sub>, 2H), 3.42 (m<sub>c</sub>, 2H), 3.45 (s, 2H), 3.62 (m<sub>c</sub>, 2H), 7.01 (d, *J* = 8.9 Hz, 2H), 7.04 (d, *J* = 8.8 Hz, 2H), 7.38 (d, *J* = 8.8 Hz, 2H), 7.84 (d, *J* = 8.8 Hz, 2H), 8.44 (br s, 1H).

35 13C. Preparation of Ic where n is 2 and Y is *tert*-BuONH-, varying R<sup>1</sup>, R<sup>2</sup>, R<sup>3</sup>, R<sup>4</sup>, and R<sup>5</sup>

40 Similarly, following the procedures of Example 13B above, but replacing *N*-*tert*-butoxy-2-[4-(4-phenoxyphenylthiomethyl)-*N*-BOC-piperidin-4-yl]-carboxamide with other compounds of Formula Ib, the following compound of Formula Ic where n is 2 and Y is *tert*-BuONH- was prepared:

45 *N*-*tert*-butoxy-4-[4-(4-pyridyloxy)phenylsulfonylmethyl]-tetrahydropyran-carboxamide: IR (KBr) 3434, 1684 cm<sup>-1</sup>; <sup>1</sup>HNMR (CDCl<sub>3</sub>) δ 1.33 (s, 9H), 2.01 (m<sub>c</sub>, 2H), 2.24 (m<sub>c</sub>, 2H), 3.55 (s, 2H), 3.79 (m<sub>c</sub>, 4H), 6.93 (d, *J* = 6.3 Hz, 2H), 7.22 (d, *J* = 8.8 Hz, 2H), 7.96 (d, *J* = 8.8 Hz, 2H), 8.38 (s, 1H), 8.57 (d, *J* = 6.3 Hz, 2H); FABHRMS Calcd. for C<sub>22</sub>H<sub>28</sub>N<sub>2</sub>SO<sub>6</sub> (M<sup>+</sup> + H) 449.1746. Found: 449.1757.

50 *N*-*tert*-butoxy-4-[4-(5-chloro-2-pyridyloxy)phenylsulfonylmethyl]-tetrahydropyran-carboxamide: mp (broad) 100.8-135.8 °C; IR (KBr) 3436 (br), 1684 cm<sup>-1</sup>; <sup>1</sup>HNMR (DMSO-d<sub>6</sub>) δ 1.20 (s, 9H), 1.72 (m<sub>c</sub>, 2H), 2.03 (m<sub>c</sub>, 2H), 3.48 (m<sub>c</sub>, 2H), 3.67 (m<sub>c</sub>, 2H), 3.76 (s, 2H), 7.23 (dd, *J* = 8.8, 0.5 Hz, 1H), 7.41 (d, *J* = 8.8 Hz, 2H), 7.91 (d, *J* = 8.8 Hz, 2H), 8.03 (dd, *J* = 8.8, 2.7 Hz, 1H), 8.25 (dd, *J* = 2.7, 0.5 Hz, 1H), 8.30 (s, 1H), 10.32 (s, 1H); <sup>13</sup>CNMR (DMSO-d<sub>6</sub>) δ 26.66 (q), 33.09 (t), 42.37 (s), 61.03 (t), 63.36 (t), 80.64 (s), 113.89 (d), 121.38 (d), 126.33 (s), 129.53 (d), 137.00 (s), 140.34 (d), 145.74 (d), 157.87 (s), 160.66 (s), 171.25 (s); FABHRMS Calcd. for C<sub>22</sub>H<sub>28</sub>N<sub>2</sub>SO<sub>6</sub>Cl (M<sup>+</sup> + H): 483.1357. Found: 483.1354. Anal. Calcd. for C<sub>22</sub>H<sub>27</sub>N<sub>2</sub>SO<sub>6</sub>Cl: C, 54.71; H, 5.63; N, 5.80. Found: C, 54.46; H, 5.60; N, 5.98.

55 *N*-*tert*-butoxy-3-[4-(5-chloro-2-pyridyloxy)phenylsulfonyl]-2,2-dimethyl-propionamide: mp (broad) 64.5-70.5 °C; <sup>1</sup>HNMR (DMSO-d<sub>6</sub>) δ 1.19 (s, 9H), 1.29 (s, 6H), 3.65 (s, 2H), 7.24 (d, *J* = 8.7 Hz, 1H), 7.41 (d, *J* = 8.8 Hz, 2H), 7.91 (d, *J* = 8.8 Hz, 2H), 8.04 (dd, *J* = 8.8, 2.7 Hz, 1H), 8.26 (d, *J* = 2.7 Hz, 1H), 10.17 (s, 1H); <sup>13</sup>C NMR (DMSO-d<sub>6</sub>) δ 25.01 (q), 26.47 (q), 40.74 (s), 63.03 (t), 80.79 (s), 113.91 (d), 121.38 (d), 126.32 (s), 129.35 (d), 130.66 (s), 140.36

(d), 145.75 (d), 157.72 (s), 160.68 (s), 173.14 (s); FABHRMS Calcd. for  $C_{20}H_{26}N_2SO_5Cl$  ( $M^+ + H$ ): 441.1251. Found: 441.1248. Anal. Calcd. for  $C_{20}H_{25}N_2SO_5Cl$ : C, 54.48; H, 5.71; N, 6.35. Found: C, 54.37; H, 5.69; N, 6.57.

13D. Preparation of Ic where n is 2 and Y is *tert*-BuONH-, varying  $R^1$ ,  $R^2$ ,  $R^3$ ,  $R^4$ , and  $R^5$

Similarly, following the procedures of Example 13A above, but replacing *N-tert*-butoxy-2-[4-(4-phenoxyphenylthio)-tetrahydropyran-4-yl]-acetamide with other compounds of Formula Ib, the following compounds of Formula Ic where n is 2 and Y is *tert*-BuONH- were prepared;

*N-tert*-butoxy-2-[4-(4-phenoxyphenylsulfonyl)-*N*-CBZ-piperidin-4-yl]-acetamide;  
*N-tert*-butoxy-2-[4-(4-methoxyphenylsulfonyl)-*N*-CBZ-piperidin-4-yl]-acetamide;  
*N-tert*-butoxy-2-[4-[4-(4-fluorophenoxy)phenylsulfonyl]-piperidin-4-yl]-acetamide;  
*N-tert*-butoxy-2-[4-(4-methoxyphenylsulfonyl)-piperidin-4-yl]-acetamide;  
*N-tert*-butoxy-2-[4-(4-phenoxyphenylsulfonyl)-piperidin-4-yl]-acetamide;  
2-benzyl-*N-tert*-butoxy-3-(4-methoxyphenylsulfonyl)-propionamide;  
3-benzyl-*N-tert*-butoxy-3-(3-methoxyphenylsulfonyl)-propionamide;  
3-benzyl-*N-tert*-butoxy-3-(4-methoxyphenylsulfonyl)-propionamide;  
3-benzyl-*N-tert*-butoxy-3-[(4-phenylthiophenyl)sulfonyl]-propionamide;  
3-benzyl-*N-tert*-butoxy-3-(phenylsulfonyl)-propionamide;  
3-benzyl-*N-tert*-butoxy-3-(4-phenoxyphenylsulfonyl)-propionamide;  
3-benzyl-*N-tert*-butoxy-3-[(4-biphenyl)sulfonyl]-propionamide;  
3-benzyl-*N-tert*-butoxy-3-(2-naphthylsulfonyl)-propionamide;  
3-benzyl-*N-tert*-butoxy-3-(4-methoxystyrylphenylsulfonyl)-propionamide;  
*N-tert*-butoxy-3-(cyclopentylmethyl)-3-(4-methoxyphenylsulfonyl)-propionamide;  
*N-tert*-butoxy-3-(cyclopentylmethyl)-2-isopropyl-3-(4-methoxyphenylsulfonyl)-propionamide;  
*N-tert*-butoxy-3-ethyl-2-methyl-3-(4-methoxyphenylsulfonyl)-propionamide;  
*N-tert*-butoxy-3,3-dimethyl-(4-methoxyphenylsulfonyl)-propionamide;  
*N-tert*-butoxy-2-[1-(4-methoxyphenylsulfonyl)-cyclopent-1-yl]-acetamide;  
*N-tert*-butoxy-2-[1-(4-methoxyphenylsulfonyl)-(4-methylcyclohex-1-yl)]-acetamide;  
*N-tert*-butoxy-2-[4-(4-phenoxyphenylsulfonyl)-cyclohexanone-4-yl]-acetamide ethylene ketal;  
*N-tert*-butoxy-2-[1-(4-phenoxyphenylsulfonyl)-cyclohex-1-yl]-acetamide;  
*N-tert*-butoxy-2-[4-(4-phenoxyphenylsulfonyl)-tetrahydropyran-4-yl]-acetamide;  
*N-tert*-butoxy-2-[4-[4-(4-chlorophenoxy)phenylsulfonyl]-tetrahydropyran-4-yl]-acetamide;  
*N-tert*-butoxy-2-[4-[4-(4-fluorophenoxy)phenylsulfonyl]-tetrahydropyran-4-yl]-acetamide;  
*N-tert*-butoxy-2-[4-(4-phenoxyphenylsulfonyl)-tetrahydrothiopyran-1,1-dioxide-4-yl]-acetamide;  
*N-tert*-butoxy-2-(4-methoxyphenylsulfonyl)-cyclohexanecarboxamide; and  
*N-tert*-butoxy-*trans*-2-(4-methoxyphenylsulfonyl)-cyclopentanecarboxamide.

13E. Preparation of Ic where n is 2, varying  $R^1$ ,  $R^2$ ,  $R^3$ ,  $R^4$ , and  $R^5$

Similarly, following the procedures of Example 13A above, but replacing *N-tert*-butoxy-2-[4-(4-phenoxyphenylthio)-*N*-CBZ-piperidin-4-yl]-acetamide with other compounds of Formula Ib, other compounds of Formula Ic where n is 2 and Y is *tert*-BuONH- are prepared.

**EXAMPLE 14**

Preparation of Compounds of Formula Ic where Y is *tert*-BuONH-

14A. Preparation of Ic where n is 2,  $R^1$  and  $R^2$  are Hydrogen,  $R^3$  and  $R^4$  when taken together with the Carbon to which they are attached are Piperidine and  $R^5$  is 4-Phenoxyphenyl

To a solution of *N-tert*-butoxy-2-[4-(4-phenoxyphenylsulfonyl)-*N*-CBZ-piperidin-4-yl]-acetamide (1.2 g, 2.1 mmol) in ethanol (21 ml) was added 10% palladium on carbon (1 g) and ammonium formate (6.7 g), and the mixture refluxed for 1 hour. The mixture was filtered through Celite, the filter cake washed with ethanol (150 ml) followed by 10% methanol in methylene chloride (150 ml). Solvent was removed from the filtrate under reduced pressure and the residue was dissolved in hot ethyl acetate. Filtration, concentration of the filtrate, followed by silica gel chromatography and elution with 10% methanol/methylene chloride gave *N-tert*-butoxy-2-[4-(4-phenoxyphenylsulfonyl)-piperidin-4-yl]-acetamide as a colorless oil.

14B. Preparation of 1c where n is 2, varying R<sup>1</sup>, R<sup>2</sup>, R<sup>3</sup>, R<sup>4</sup>, and R<sup>5</sup>

Similarly, following the procedures of Example 14A above, but replacing *N*-*tert*-butoxy-2-[4-(4-phenoxyphenylsulfonyl)-*N*-CBZ-piperidin-4-yl]]-acetamide with other *N*-CBZ protected compounds of Formula I, other compounds of Formula I where n is 2 and Y is *tert*-BuONH- are prepared.

## EXAMPLE 15

## Preparation of Compounds of Formula 1d where Y is HONH-

15A. Preparation of 1d where n is 2, R<sup>1</sup> and R<sup>2</sup> are Hydrogen, R<sup>3</sup> and R<sup>4</sup> when taken together with the Carbon to which they are attached are Piperidine, and R<sup>5</sup> is 4-Phenoxyphenyl

A solution of *N*-*tert*-butoxy-2-[4-(4-phenoxyphenylsulfonyl)-piperid-4-yl]]-acetamide (27 mg, 0.05 mmol) in dichloroethane (2 ml) was cooled to -20°C, and saturated with hydrochloric acid gas for 30 minutes. The reaction vessel was then sealed and the solution stirred for two days at 25°C. Solvent was removed from the reaction mixture under reduced pressure, and the residue dissolved in 50% methanol in methylene chloride. Addition of hexane precipitated *N*-hydroxy-2-[4-(4-phenoxyphenylsulfonyl)-piperidin-4-yl]]-acetamide, m/e = 391 (MH<sup>+</sup>, FAB).

15B. Preparation of 1d where n is 2, varying R<sup>1</sup>, R<sup>2</sup>, R<sup>3</sup>, R<sup>4</sup>, and R<sup>5</sup>

Similarly, following the procedures of Example 15A above, but replacing *N*-*tert*-butoxy-2-[4-(4-phenoxyphenylsulfonyl)-piperidin-4-yl]]-acetamide with other compounds of Formula 1c where Y is *tert*-BuONH-, the following compounds of Formula 1d where n is 2 and Y is HONH- were prepared:

*N*-hydroxy-2-[4-(4-phenoxyphenylsulfonyl)-*N*-CBZ-piperidin-4-yl]]-acetamide, m/e = 525 (MH<sup>+</sup>);  
*N*-hydroxy-2-[4-(4-methoxyphenylsulfonyl)-*N*-CBZ-piperidin-4-yl]]-acetamide, m/e = 463 (MH<sup>+</sup>, FAB);  
 2-[4-[4-(4-fluorophenoxy)phenylsulfonyl]-piperidin-4-yl]-*N*-hydroxyacetamide, m.p. 196-197°C;  
 2-[4-[4-(4-chlorophenoxy)phenylsulfonyl]-piperidin-4-yl]-*N*-hydroxyacetamide, m.p. 200-201°C;  
 2-[4-[4-(4-chlorophenoxy)phenylsulfonyl]-tetrahydropyran-4-yl]-*N*-hydroxyacetamide: mp 135.7-136.1 °C; <sup>1</sup>HNMR (CDCl<sub>3</sub>) δ 1.60 (m<sub>c</sub>, 2H), 1.83 (m<sub>c</sub>, 2H), 3.00 (s, 2H), 3.66 (m<sub>c</sub>, 2H), 3.88 (m<sub>c</sub>, 2H), 7.06 (d, *J* = 8.8 Hz, 2H), 7.09 (d, *J* = 8.8 Hz, 2H), 7.42 (d, *J* = 8.9 Hz, 2H), 7.79 (d, *J* = 8.9 Hz, 2H), 7.25 (s, 1H), 9.49 (s, 1H); FABHRMS Calcd. for C<sub>19</sub>H<sub>20</sub>NSO<sub>6</sub>Cl (M<sup>+</sup> + H): 426.0778. Found: 426.0775. Anal. Calcd. for C<sub>19</sub>H<sub>20</sub>NSO<sub>6</sub>Cl: C, 53.59; H, 4.73; N, 3.29. Found: C, 53.30; H, 4.67; N, 3.35.  
 2-[4-(4-cyclohexyloxyphenylsulfonyl)-tetrahydropyran-4-yl]-*N*-hydroxyacetamide: m.p. 77-78°C;  
*N*-hydroxy-2-[4-(4-methoxyphenylsulfonyl)-piperidin-4-yl]]-acetamide, m/e = 329 (MH<sup>+</sup>);  
*N*-hydroxy-2-[4-(4-phenoxyphenylsulfonyl)-piperidin-4-yl]]-acetamide, m/e = 391 (MH<sup>+</sup>);  
 2-benzyl-*N*-hydroxy-3-(4-methoxyphenylsulfonyl)-propionamide, m/e = 350.2 (MH<sup>+</sup>);  
 3-benzyl-*N*-hydroxy-3-(3-methoxyphenylsulfonyl)-propionamide, m/e = 350.2 (MH<sup>+</sup>);  
 3-benzyl-*N*-hydroxy-3-(4-methoxyphenylsulfonyl)-propionamide, m/e = 350.2 (MH<sup>+</sup>);  
 3-benzyl-*N*-hydroxy-3-[(4-phenylthiophenyl)sulfonyl]-propionamide, m/e = 427 (MH<sup>+</sup>);  
 3-benzyl-*N*-hydroxy-3-(phenylsulfonyl)-propionamide, m/e = 320 (MH<sup>+</sup>);  
 3-benzyl-*N*-hydroxy-3-(4-phenoxyphenylsulfonyl)-propionamide, m/e = 412.2 (MH<sup>+</sup>);  
 3-benzyl-*N*-hydroxy-3-[(4-biphenyl)sulfonyl]-propionamide; m/e = 395 (MH<sup>+</sup>);  
 3-benzyl-*N*-hydroxy-3-(2-naphthylsulfonyl)-propionamide, m/e = 370.1 (MH<sup>+</sup>);  
 3-benzyl-*N*-hydroxy-3-[(4-methoxystyryl)phenylsulfonyl]-propionamide, m/e = 452.2 (MH<sup>+</sup>);  
 3-(cyclopentylmethyl)-*N*-hydroxy-3-(4-methoxyphenylsulfonyl)-propionamide, m/e = 342 (MH<sup>+</sup>);  
 3-(cyclopentylmethyl)-*N*-hydroxy-2-isopropyl-3-(4-methoxyphenylsulfonyl)-propionamide;  
 3-ethyl-*N*-hydroxy-2-methyl-3-(4-methoxyphenylsulfonyl)-propionamide, m/e = 301 (MH<sup>+</sup>);  
 3,3-dimethyl-3-(4-methoxyphenylsulfonyl)-*N*-hydroxypropionamide, elemental analysis: C<sub>1</sub>H<sub>1</sub>N;  
*N*-hydroxy-2-[4-(4-methoxyphenylsulfonyl)-cyclopent-1-yl]]-acetamide, m/e = 313 (MH<sup>+</sup>);  
*N*-hydroxy-2-[4-(4-methoxyphenylsulfonyl)-(4-methylcyclohex-1-yl)]-acetamide, m/e = 341 (MH<sup>+</sup>);  
*N*-hydroxy-2-[4-(4-phenoxyphenylsulfonyl)cyclohex-1-yl]]-acetamide, m/e = 389 (MH<sup>+</sup>);  
*N*-hydroxy-2-[4-(4-phenoxyphenylsulfonyl)-tetrahydropyran-4-yl]]-acetamide, m.p. 88.5-90°C, m/e = 391 (MH<sup>+</sup>);  
 2-[4-[4-(4-chlorophenoxy)phenylsulfonyl]-tetrahydropyran-4-yl]-*N*-hydroxyacetamide;  
 2-[4-[4-(4-fluorophenoxy)phenylsulfonyl]-tetrahydropyran-4-yl]-*N*-hydroxyacetamide, m.p. 91-95°C;  
*N*-hydroxy-2-[4-(4-phenoxyphenylsulfonyl)tetrahydrothiopyran-1,1-dioxide-4-yl]]-acetamide, m/e = 440.1 (MH<sup>+</sup>);  
*N*-hydroxy-*trans*-2-(4-methoxyphenylsulfonyl)-cyclopentanecarboxamide, m/e = 313 (MH<sup>+</sup>);  
*N*-hydroxy-*trans*-2-(4-methoxyphenylsulfonyl)-cyclohexanecarboxamide, m/e = 327 (MH<sup>+</sup>); and

2-benzyl-*N*-hydroxy-*trans*-2-(4-methoxyphenylsulfonyl)-cyclopentane-carboxamide, *m/e* = 390 (MH<sup>+</sup>, FABMS).

15C. Preparation of Id where n is 2, varying R<sup>1</sup>, R<sup>2</sup>, R<sup>3</sup>, R<sup>4</sup>, and R<sup>5</sup>

5 Similarly, following the procedures of Example 15A above, but replacing *N*-*tert*-butoxy-2-[4-(4-phenoxyphenylsulfonyl)-piperidin-4-yl]-acetamide with other compounds of Formula Ic where Y is *tert*-BuONH-, other compounds of Formula Id where n is 2 and Y is HONH- are prepared, for example:

10 2-[4-[4-(4-fluorophenoxy)phenylsulfonyl]-*N*-CBZ-piperidin-4-yl]-*N*-hydroxyacetamide;  
2-[1-methyl-4-[4-(4-chlorophenoxy)-phenylsulfonyl]-piperidin-4-yl]-*N*-hydroxyacetamide;  
*N*-hydroxy-2-[1-methyl-4-[4-(4-fluorophenoxy)-phenylsulfonyl]-piperidin-4-yl]-acetamide; and  
2-[4-[4-(4-bromophenoxy)-phenylsulfonyl]-tetrahydropyran-4-yl]-*N*-hydroxyacetamide.

15D. Preparation of Id where n is 2, R<sup>1</sup> and R<sup>2</sup> are Hydrogen, R<sup>3</sup> and R<sup>4</sup> when taken together with the Carbon to which they are attached are Cyclohexanone, and R<sup>5</sup> is 4-Phenoxyphenyl

10 Following the procedure outlined in Example 15A, *N*-hydroxy-2-[4-(4-phenoxyphenylsulfonyl)-cyclohexanone-4-yl]-acetamide ethylene ketal (400 mg) was prepared from the corresponding *N*-*tert*-butoxy precursor. The above product was dissolved in a 1:1 mixture of acetone and 1M hydrochloric acid (40 ml) and stirred at room temperature for 18  
20 hours. The reaction was concentrated under reduced pressure and extracted with ethyl acetate. Silica gel chromatography using 10% methanol/methylene chloride gave 2-[4-(4-phenoxyphenylsulfonyl)cyclohexanone-4-yl]-*N*-hydroxyacetamide as a white solid: *m.p.* 106°C (dec), *m/e* = 404 (MH<sup>+</sup>, FABMS).

15E. Preparation of Id where n is 2, R<sup>3</sup> and R<sup>4</sup> are Hydrogen, R<sup>1</sup> and R<sup>2</sup> when taken together with the Carbon to which they are attached are Piperidine, and R<sup>5</sup> is 4-(4-Chlorophenoxy)phenyl

30 To a sealed tube containing the free base *N*-*tert*-butoxy-2-[4-[4-(4-phenoxy)phenylsulfonylmethyl]-piperidin-4-yl]-carboxamide (780 mg, 1.62 mmol) in 1,2-dichloroethane (35 ml) at -30°C, was bubbled in gaseous hydrochloric acid until the saturation point was reached. The reaction vessel was then sealed and the solution stirred for two days. After  
30 the vessel was recooled to -30°C and opened, a stream of nitrogen gas bubbled through the solution, which was then warmed to room temperature. The mixture was concentrated to afford 2-[4-[4-(4-chlorophenoxy)phenylsulfonylmethyl]-piperidin-4-yl]-*N*-hydroxycarboxamide (747 mg, 100%). *mp* 166.7-176.2°C; <sup>1</sup>HNMR (CD<sub>3</sub>OD) δ 2.39 (m<sub>c</sub>, 2H), 3.12 (m<sub>c</sub>, 2H), 3.36 (m<sub>c</sub>, 2H), 3.63 (s, 2H), 7.12 (d, *J* = 8.9 Hz, 2H), 7.15 (d, *J* = 8.9 Hz, 2H), 7.44 (d, *J* = 9.0 Hz, 2H), 7.89 (d, *J* = 8.9 Hz, 2H); FABMS (M<sup>+</sup> +H): 425.0; Anal. Calcd. for C<sub>19</sub>H<sub>21</sub>N<sub>2</sub>SO<sub>5</sub>Cl.HCl.1.5 H<sub>2</sub>O: C, 46.73; H, 4.33; N, 5.74. Found:  
35 C, 46.83; H, 4.66; N, 5.71.

15F. Preparation of Id where n is 2, varying R<sup>1</sup>, R<sup>2</sup>, R<sup>3</sup>, R<sup>4</sup>, and R<sup>5</sup>

40 Similarly, following the procedures of Example 15E above, but replacing *N*-*tert*-butoxy-2-[4-[4-(4-chlorophenoxy)phenylsulfonylmethyl]-piperidin-4-yl]-carboxamide with other compounds of Formula Ic where Y is *tert*-BuONH-, other compounds of Formula Id where n is 2 and Y is HONH- were prepared, for example:

45 2-[4-[4-(4-chlorophenoxy)phenylsulfonylmethyl]-1-(cyclopropylmethyl)piperidin-4-yl]-*N*-hydroxycarboxamide hydrochloride (1.30 g, 84%). *mp* 120.5-124.0 °C; IR (KBr) 3429 (br), 1582 cm<sup>-1</sup>; <sup>1</sup>HNMR (CD<sub>3</sub>OD) δ 0.40-0.50 (m, 2H), 0.73-0.81 (m, 2H), 1.12 (m<sub>c</sub>, 1H), 2.18 (m<sub>c</sub>, 2H), 2.41 (d, *J* = 14.8 Hz, 2H), 2.63 (d, *J* = 14.3 Hz, 2H), 3.03 (m<sub>c</sub>, 2H), 3.10 (m<sub>c</sub>, 2H), 3.60 (m<sub>c</sub>, 3H), 7.13 (m<sub>c</sub>, 4H), 7.43 (d, *J* = 8.7 Hz, 2H), 7.89 (d, *J* = 8.8 Hz, 2H), 7.93 (d, *J* = 8.8 Hz, 2H); FABMS (M<sup>+</sup> +H): 479.1. Anal. Calcd. for C<sub>23</sub>H<sub>27</sub>N<sub>2</sub>SO<sub>5</sub>Cl.HCl.H<sub>2</sub>O: C, 51.77; H, 5.09; N, 5.25. Found: C, 51.90; H, 5.53; N, 5.26.

50 2-[4-[4-(4-chlorophenoxy)phenylsulfonylmethyl]-*N*-hydroxy-1-nicotinoylmethylpiperidin-4-yl]-carboxamide hydrochloride (590 mg, 89%). *mp* 160.5 °C (effervescence); IR (KBr) 3426 (br), 1638 cm<sup>-1</sup>; <sup>1</sup>HNMR (CD<sub>3</sub>OD) δ 1.97 (m<sub>c</sub>, 2H), 2.25 (m<sub>c</sub>, 2H), 3.55 (m<sub>c</sub>, 4H), 3.64 (s, 2H), 7.10 (d, *J* = 8.9 Hz, 2H), 7.13 (d, *J* = 8.7 Hz, 2H), 7.43 (d, *J* = 8.6 Hz, 2H), 8.12 (m<sub>c</sub>, 1H), 8.61 (d, *J* = 7.9 Hz, 2H), 8.92 (d, *J* = 5.5 Hz, 2H), 8.98 (br s, 1H); FABMS (M<sup>+</sup> +H): 530.0. Anal. Calcd. for C<sub>25</sub>H<sub>29</sub>N<sub>3</sub>SO<sub>5</sub>Cl.HCl.0.5H<sub>2</sub>O: C, 51.38; H, 4.14; N, 7.19. Found: C, 51.80; H, 4.46; N, 7.25.

55 2-[4-[4-(4-chlorophenoxy)phenylsulfonylmethyl]-*N*-hydroxy-1-methansulfonylpiperidin-4-yl]-carboxamide hydrochloride (682 mg, 69%). *mp* 107.3-112.3 °C; <sup>1</sup>HNMR (CDCl<sub>3</sub>) δ 1.95 (m<sub>c</sub>, 2H), 2.40 (m<sub>c</sub>, 2H), 2.79 (s, 3H), 3.12 (m<sub>c</sub>, 2H), 3.42 (s, 2H), 3.51 (m<sub>c</sub>, 2H), 7.01 (d, *J* = 8.9 Hz, 2H), 7.07 (d, *J* = 8.9 Hz, 2H), 7.39 (d, *J* = 8.9 Hz, 2H), 7.83 (d, *J* = 8.9 Hz, 2H); FABMS (M<sup>+</sup> +H): 503.2. Anal. Calcd. for C<sub>20</sub>H<sub>23</sub>N<sub>2</sub>S<sub>2</sub>O<sub>7</sub>Cl: C, 47.76; H, 4.61; N, 5.57. Found: C, 47.32; H, 4.56; N, 5.52.

4-[4-(4-pyridyloxy)phenylsulfonylmethyl]-tetrahydropyran-4-(*N*-hydroxycarboxamide) hydrochloride: *mp* 188-

197°C; IR (KBr) 3431, 1638  $\text{cm}^{-1}$ ;  $^1\text{H}$ NMR (DMSO- $d_6$ )  $\delta$  1.73 (m, 2H), 2.01 (dm,  $J = 14.7$  Hz, 2H), 3.43 (m, 2H), 3.65 (m, 2H), 3.78 (s, 2H), 7.56 (m, 4H), 8.02 (d,  $J = 8.7$  Hz, 2H), 8.82 (d,  $J = 6.6$  Hz, 2H), 10.64 (s, 1H);  $^{13}\text{C}$ NMR (DMSO- $d_6$ )  $\delta$  33.01 (t), 39.78 (t), 61.13 (s), 63.26 (t), 114.48 (d), 121.81 (d), 130.87 (d), 138.41 (s), 144.92 (d), 156.14 (s), 168.4 (s), 168.8 (s); Anal. Calcd. for  $\text{C}_{18}\text{H}_{21}\text{N}_2\text{SO}_6\text{Cl}\cdot\text{HCl}\cdot 0.6 \text{H}_2\text{O}$ : C, 49.17; H, 5.09; N, 6.37. Found: C, 49.16; H, 5.03; N, 6.27.

4-[4-(5-chloro-2-pyridyloxy)phenylsulfonylmethyl]-tetrahydropyran-4-(*N*-hydroxycarboxamide): mp 141.9-142.7°C; IR (KBr) 3432, 1636  $\text{cm}^{-1}$ ;  $^1\text{H}$ NMR (DMSO- $d_6$ )  $\delta$  1.73 (m, 2H), 2.01 (dm,  $J = 14.7$  Hz, 2H), 3.33 (s, 2H), 3.46 (m, 2H), 3.64 (m, 2H), 7.23 (dd,  $J = 8.7, 0.4$  Hz, 2H), 7.40 (d,  $J = 8.8$  Hz, 2H), 7.92 (d,  $J = 8.8$  Hz, 2H), 8.03 (d,  $J = 8.7, 2.7$  Hz, 2H), 8.26 (dd,  $J = 2.7, 0.4$  Hz, 1H), 8.69 (s, 1H), 10.62 (s, 1H);  $^{13}\text{C}$ NMR (DMSO- $d_6$ )  $\delta$  32.89 (t), 41.81 (s), 60.96 (t), 63.26 (t), 113.88 (d), 121.32 (d), 126.31 (s), 129.58 (d), 136.93 (s), 140.33 (s), 145.74 (d), 157.82 (s), 160.69 (s), 169.02 (s); FABHRMS Calcd. for  $\text{C}_{18}\text{H}_{19}\text{N}_2\text{SO}_6\text{Cl}$  ( $\text{M}^+ + \text{H}$ ): 427.0731. Found: 427.0726. Anal. Calcd. for  $\text{C}_{18}\text{H}_{19}\text{N}_2\text{SO}_6\text{Cl}\cdot 1.05\text{H}_2\text{O}$ : C, 49.49; H, 4.61; N, 6.41. Found: C, 49.54; H, 4.35; N, 6.47.

3-[4-(5-chloro-2-pyridyloxy)phenylsulfonyl]-2,2-dimethyl-*N*-hydroxypropionamide: mp 115.8-116.6 °C; IR (KBr) 3412 (br), 1644  $\text{cm}^{-1}$ ;  $^1\text{H}$ NMR ( $\text{CD}_3\text{OD}$ )  $\delta$  1.38 (s, 6H), 3.58 (s, 2H), 7.13 (d,  $J = 8.7$  Hz, 1H), 7.34 (d,  $J = 8.8$  Hz, 2H), 7.89 (dd,  $J = 8.7, 2.7$  Hz, 2H), 7.95 (d,  $J = 8.8$  Hz, 1H), 8.15 (d,  $J = 2.5$  Hz, 1H);  $^{13}\text{C}$  NMR ( $\text{CD}_3\text{OD}$ )  $\delta$  25.55 (q), 41.76 (s), 65.06 (t), 114.91 (d), 122.35 (d), 128.40 (s), 130.98 (d), 138.21 (s), 141.44 (d), 146.88 (d), 159.89 (s), 162.32 (s), 174.51 (s); FABHRMS Calcd. for  $\text{C}_{16}\text{H}_{18}\text{N}_2\text{SO}_5\text{Cl}$  ( $\text{M}^+ + \text{H}$ ): 385.0625. Found: 383.0625. Anal. Calcd. for  $\text{C}_{16}\text{H}_{17}\text{N}_2\text{SO}_5\text{Cl}$ : C, 49.94; H, 4.48; N, 7.28. Found: C, 49.58; H, 4.42; N, 7.30.

15G. Preparation of 1d where n is 2, R<sup>3</sup> and R<sup>4</sup> are Hydrogen, R<sup>1</sup> and R<sup>2</sup> when taken together with the Carbon to which they are attached are 1-Picolylpiperidine, and R<sup>5</sup> is 4-(4-Chlorophenoxy)-phenyl

A solution containing *N*-*tert*-butoxy-2-[4-[4-(4-chlorophenoxy)-phenylsulfonylmethyl]-1-picolylpiperidin-4-yl]-carboxamide (324 mg, 0.566 mmol) in trifluoroacetic acid (5 ml) was heated to 30°C for 1.5 hours, cooled to room temperature, and concentrated *in vacuo*. The residue was dissolved in ethyl acetate (100 ml), washed with saturated sodium bicarbonate (2 x 30 ml), dried over magnesium sulfate, and concentrated *in vacuo*. Chromatography over silica gel, eluting with 6% methanol/methylene chloride, yielded 2-[4-[4-(4-chlorophenoxy)-phenylsulfonylmethyl]-1-picolylpiperidin-4-yl]-*N*-hydroxycarboxamide hydrochloride: mp 222.5-223.9°C; IR (KBr) 3436 (br), 1645  $\text{cm}^{-1}$ ;  $^1\text{H}$ NMR (DMSO- $d_6$ )  $\delta$  2.15 (m, 3H), 2.40 (m, 2H), 3.32 (m, 2H), 3.57 (m, 2H), 3.97 (m, 2H), 4.44 (m, 2H), 4.51 (m, 2H), 7.19 (m, 4H), 7.50 (d,  $J = 8.8$  Hz, 2H), 7.87 (m, 3H), 8.49 (m, 1H), 8.85 (m, 1H), 8.99 (br s, 1H); FABMS ( $\text{M}^+ + \text{H}$ ): 516.1. Anal. Calcd. for  $\text{C}_{29}\text{H}_{34}\text{N}_3\text{SO}_5\text{Cl}\cdot 2\text{HCl}\cdot 0.5 \text{H}_2\text{O}$ : C, 50.22; H, 4.89; N, 7.03. Found: C, 50.17; H, 4.65; N, 7.00.

#### EXAMPLE 16

##### Preparation of Compounds of Formula 1h

16A. Preparation of 1e where R<sup>1</sup>, R<sup>2</sup> and R<sup>3</sup> are Hydrogen, and R<sup>4</sup> is Benzyl

To a cooled solution of 3-benzyl-3-(4-bromophenylthio)-propionic acid in methanol (50 ml) was added a solution of OXONE (8 g) in water (50 ml). The reaction mixture was stirred for 2 hours at room temperature, and then partitioned between methylene chloride and water. The solvent was removed from the organic layer under reduced pressure, to give 3-benzyl-3-(4-bromophenylsulfonyl)-propionic acid, as a crystalline solid.

16B. Preparation of 1f where R<sup>1</sup>, R<sup>2</sup> and R<sup>3</sup> are Hydrogen, and R<sup>4</sup> is Benzyl

1. A solution of 3-(4-bromophenyl)sulfonyl-4-benzylpropionic acid (200 mg, 0.52 mmol), phenylboronic acid (127 mg, 1.04 mmol), and tetrakis(triphenylphosphine)palladium(0) (24 mg, 0.021 mmol) in a 1:1 mixture of ethanol and benzene (5 ml) was heated to reflux temperature with stirring. A solution of 2M sodium carbonate (1 ml) was added to the reaction mixture, and stirring continued at reflux for approximately 2 hours. The mixture was cooled and then partitioned between ethyl acetate and water. The solvent layer was washed with brine, dried over magnesium sulfate, filtered, and solvent removed under reduced pressure. The residue was chromatographed, eluting with 7% methanol/methylene chloride, to yield 3-(4-biphenyl)-sulfonyl-4-benzylpropionic acid.  $^1\text{H}$ NMR ( $\text{CDCl}_3$ ): 7.75 ppm (m, 14H); 3.42 ppm (dd, 1H); 2.82 ppm (dd, 1H); 2.77 ppm (dd, 1H); 2.51 ppm (dd, 1H).

16C. Preparation of 1h where R<sup>1</sup>, R<sup>2</sup>, and R<sup>3</sup> are Hydrogen and R<sup>4</sup> is Benzyl

The 3-(4-biphenyl)sulfonyl-4-benzylpropionic acid, prepared as shown above, was then converted to 3-(4-biphenyl)sulfonyl-4-benzyl-*N*-hydroxypropionamide, m.p. 65°C (shrinks with decomposition) as described in Examples 10A.

16D. Preparation of lfb where R<sup>1</sup> and R<sup>2</sup> Together with the Carbon to which they are attached represent Tetrahydropyran-4-yl, R<sup>3</sup> and R<sup>4</sup> are Hydrogen, R<sup>5</sup> is 4-(Thiophen-2-yl)phenoxyphenyl

1. To a mechanically stirred suspension of 4-[4-(4-bromophenoxy)phenylthiomethyl]-tetrahydropyran-4-carboxylic acid (5.50 g, 13.0 mmol) in 20% tetrahydrofuran/methanol (135 ml) cooled to 15°C, was added a solution of OXONE (13.0 g, 21.2 mmol) in water (86 ml) dropwise, maintaining an internal temperature of 15-20°C. The mixture was stirred for 12 hours and dissolved in 40% ethyl acetate/water (1200 ml). The layers were partitioned, and the water layer back extracted using ethyl acetate (2 x 300 ml). The combined ethyl acetate layers were dried (MgSO<sub>4</sub>), concentrated, and the residue crystallized from the minimum amount of methylene chloride/hexanes to afford 4-[4-(4-bromophenoxy)-phenylsulfonylmethyl]-tetrahydropyran-4-carboxylic acid as a white powder, which was used without further purification (5.00 g, 84%).

2. To a solution of 4-[4-(4-bromophenoxy)phenylsulfonylmethyl]-tetrahydropyran-4-carboxylic acid (1.10 g, 2.42 mmol) of *N, N*-dimethylformamide (15 ml) was added tetrakis(triphenylphosphine)-palladium(0) (108 mg), 2-thiophene boronic acid (857 mg, 6.70 mmol), followed by 2M aqueous sodium carbonate (2.7 ml, 5.4 mmol). The reaction was heated to reflux for 10 hours, cooled to room temperature, and the mixture partitioned between methylene chloride (100 ml) and 1N aqueous hydrochloric acid (20 ml). The aqueous layer was back extracted with methylene chloride (100 ml), and the combined organic layers dried (MgSO<sub>4</sub>), the residue chromatographed over 100 g of silica gel (eluted with methylene chloride to 10% methanol/methylene chloride), and the resulting foam crystallized from the minimum amount of methylene chloride/hexanes to afford 4-[4-(4-(thiophen-2-yl)phenoxy)phenylsulfonylmethyl]-tetrahydropyran-4-carboxylic acid (1.04 g, 94%). mp 181.2-193.3°C; IR (KBr) 3432 (br), 1718.9 cm<sup>-1</sup>; <sup>1</sup>H NMR (DMSO-d<sub>6</sub>) δ 1.67 (ddd, *J* = 13.8, 9.4, 4.0 Hz, 2H), 1.95 (dm, *J* = 13.8 Hz, 2H), 3.47 (m<sub>c</sub>, 2H), 3.67 (m<sub>c</sub>, 2H), 3.68 (s, 2H), 7.14 (dd, *J* = 4.9, 3.6 Hz, 1H), 7.20 (d, *J* = 8.8 Hz, 2H), 7.22 (d, *J* = 8.9 Hz, 2H), 7.50 (dd, *J* = 3.6, 1.2 Hz, 1H), 7.54 (dd, *J* = 4.9, 1.2 Hz, 1H), 7.74 (d, *J* = 8.8 Hz, 2H), 7.87 (d, *J* = 8.8 Hz, 2H), 12.80 (s, 1H); <sup>13</sup>C NMR (DMSO-d<sub>6</sub>) δ 32.92 (t), 42.25 (s), 61.73 (t), 63.26 (t), 117.82 (d), 123.75 (d), 125.66 (d), 127.39 (d), 128.50 (d), 130.08 (d), 130.74 (s), 134.90 (s), 142.42 (s), 154.13 (s), 161.33 (s), 174.39 (s); FABHRMS Calcd. for C<sub>23</sub>H<sub>24</sub>S<sub>2</sub>O<sub>6</sub> (M<sup>+</sup> + H): 459.0936. Found: 459.0936. Anal. Calcd. for C<sub>23</sub>H<sub>23</sub>S<sub>2</sub>O<sub>6</sub>: C, 60.24; H, 4.83. Found: C, 60.57; H, 4.90.

16E. Preparation of lfb where R<sup>1</sup> and R<sup>2</sup> Together with the Carbon to which they are attached represent Tetrahydropyran-4-yl, R<sup>3</sup> and R<sup>4</sup> are Hydrogen, R<sup>5</sup> is 4-(Thiophen-3-yl)phenoxyphenyl

Similarly, following the above procedure, other compounds of Formula lfb, were prepared, for example replacing 2-thiophene boronic acid with 3-thiophene boronic acid, 4-[4-(4-(thiophen-3-yl)phenoxy)-phenylsulfonylmethyl]-tetrahydropyran-4-carboxylic acid was prepared: mp 206.6-212.4 °C; IR (KBr) 3430 (br), 1719 cm<sup>-1</sup>; <sup>1</sup>H NMR (DMSO-d<sub>6</sub>) δ 1.67 (m<sub>c</sub>, 2H), 1.95 (m<sub>c</sub>, 2H), 3.47 (m<sub>c</sub>, 2H), 3.66 (m<sub>c</sub>, 2H), 3.67 (s, 2H), 7.20 (m<sub>c</sub>, 4H), 7.56 (dd, *J* = 5.0, 1.4 Hz, 1H), 7.64 (d, *J* = 5.0, 2.9 Hz, 2H), 7.81 (d, *J* = 8.7 Hz, 2H), 7.87 (m<sub>c</sub>, 2H), 7.96 (s, 1H), 12.77 (s, 1H); <sup>13</sup>C NMR (DMSO-d<sub>6</sub>) δ 32.92 (t), 40.38 (s), 61.19 (t), 63.26 (t), 117.66 (d), 120.54 (d), 120.87 (d), 126.04 (d), 127.07 (d), 127.96 (d), 130.02 (d), 132.00 (s), 134.66 (s), 140.45 (s), 160.80 (s), 174.32 (s); FABHRMS Calcd. for C<sub>23</sub>H<sub>23</sub>S<sub>2</sub>O<sub>6</sub> (M<sup>+</sup> + H): 459.0936. Found: 459.0934. Anal. Calcd. for C<sub>23</sub>H<sub>22</sub>S<sub>2</sub>O<sub>6</sub>.0.5H<sub>2</sub>O: C, 59.08; H, 4.96. Found: C, 58.82; H, 4.69.

16F. Catalytic Reduction of 4-[4-(4-bromophenoxy)-phenylsulfonylmethyl]-tetrahydropyran-4-carboxylic acid

A solution of 660 mg (1.45 mmol) of 4-[4-(4-bromophenoxy)-phenylsulfonylmethyl]-tetrahydropyran-4-carboxylic acid in 80% ethanol/tetrahydropyran (40 ml) was hydrogenated at atmospheric pressure for 14 hours using palladium on carbon catalyst, filtered over a celite pad washing with methylene chloride and concentrated *in vacuo* to afford 4-[4-phenoxyphenylsulfonylmethyl]-tetrahydropyran-4-carboxylic acid as a light orange solid (546 mg, 100%), which was taken directly into the next reaction without further purification: mp 162.5-165.3°C; IR (KBr) 3431 (br), 1727 cm<sup>-1</sup>; <sup>1</sup>H NMR (DMSO-d<sub>6</sub>) δ 1.67 (ddd, *J* = 14.1, 10.0, 4.0 Hz, 2H), 1.95 (dm, *J* = 14.1 Hz, 2H), 3.47 (m<sub>c</sub>, 2H), 3.65 (m<sub>c</sub>, 2H), 3.66 (s, 2H), 7.15 (d, *J* = 8.8 Hz, 2H), 7.27 (t, *J* = 7.4 Hz, 1H), 7.45 (t, *J* = 7.5 Hz, 2H), 7.86 (d, *J* = 7.9 Hz, 2H), 12.74 (s, 1H); <sup>13</sup>C NMR (DMSO-d<sub>6</sub>) δ 32.88 (t), 42.26 (s), 61.75 (t), 63.26 (t), 117.64 (d), 120.11 (d), 125.03 (d), 130.04 (d), 130.39 (s), 134.69 (s), 154.69 (s), 161.53 (s), 174.39 (s); FABHRMS Calcd for C<sub>19</sub>H<sub>21</sub>SO<sub>6</sub> (M<sup>+</sup> + H): 377.1059. Found: 378.1064. Anal. Calcd. for C<sub>19</sub>H<sub>20</sub>SO<sub>6</sub>.0.75H<sub>2</sub>O: C, 58.52; H, 5.56. Found: C, 58.54; H, 5.19.

EXAMPLE 17Preparation of Compounds of Formula lj5 17A. Preparation of lj where R<sup>1</sup>, R<sup>2</sup> and R<sup>3</sup> are Hydrogen, and R<sup>4</sup> is Benzyl

Thiophenol (80 mg) was stirred for 45 min with potassium hydride (40 mg) in *N,N*-dimethylformamide (1 ml) to produce a homogeneous solution of potassium thiophenolate. To this mixture was added 3-benzyl-3-(4-bromophenylsulfonyl)-propionic acid (100 mg) dissolved in *N,N*-dimethylformamide (1 ml) at room temperature. After stirring for 16 hours at 75°C the mixture was partitioned between aqueous citric acid and water, giving a product which was purified by preparative TLC to afford 3-benzyl-3-(4-phenylthiophenylsulfonyl)-propionic acid (30 mg).

17B. Preparation of lj where R<sup>1</sup>, R<sup>2</sup> and R<sup>3</sup> are Hydrogen, and R<sup>4</sup> is Benzyl

15 The 3-benzyl-3-(4-phenylthiophenylsulfonyl)-propionic acid, prepared as shown above, was then converted to 3-benzyl-3-(4-phenylthiophenylsulfonyl)-*N*-hydroxypropionamide as described in Example 10A.

EXAMPLE 1820 Preparation of Compounds of Formula lk18A. Preparation of lk where R<sup>1</sup>, R<sup>2</sup> and R<sup>3</sup> are Hydrogen, and R<sup>4</sup> is Benzyl

A mixture of 3-benzyl-3-(4-bromophenylsulfonyl)-propionic acid (250 mg), *p*-methoxystyrene (0.1 ml), diisopropylethylamine (0.25 ml), palladium acetate (5 mg) and tri(*o*-methylphenyl)phosphine (16 mg) was stirred overnight at 80°C. The reaction mixture was dissolved in methylene chloride and washed with aqueous citric acid. Solvent was removed from the methylene chloride solution, and the residue chromatographed on silica gel (preparative TLC, eluting with 10% methanol/methylene chloride), to afford 3-benzyl-3-(4-styrylphenylsulfonyl)-propionic acid (21 mg).

30 18B. Preparation of lk where R<sup>1</sup>, R<sup>2</sup> and R<sup>3</sup> are Hydrogen, and R<sup>4</sup> is Benzyl

The 3-benzyl-3-(4-styrylphenylsulfonyl)-propionic acid, prepared as shown above, was then converted to 3-benzyl-3-(4-styrylphenylsulfonyl)-*N*-hydroxypropionamide, LSIMS *m/e*=452.2 (M+H)<sup>+</sup>, as described in Example 10A.

35 EXAMPLE 19Preparation of Compounds of Formula ll40 Preparation of ll where n is 2, R<sup>1</sup> and R<sup>2</sup> together with the Carbon to which they are attached are Piperidine, R<sup>2</sup> and R<sup>3</sup> are Hydrogen, and R<sup>5</sup> is 4-(4-Chlorophenoxy)phenyl

Trifluoroacetic acid (4 ml) was added to a solution of *N*-*tert*-butoxy-2-[4-(4-phenoxyphenylsulfonylmethyl)-*N*-BOC-piperidin-4-yl]-carboxamide (2 g, 3.64 mmol) dissolved in methylene chloride (4 ml). The reaction mixture was stirred for 1.3 hours and concentrated *in vacuo*. The crude salt residue was dissolved in ethyl acetate (150 ml), washed with saturated aqueous sodium bicarbonate (2 x 50 ml), dried over magnesium sulfate, concentrated *in vacuo*, to afford the free base, *N*-*tert*-butoxy-2-[4-(4-phenoxyphenylsulfonylmethyl)-piperidin-4-yl]-carboxamide (1.57 g, 90%). <sup>1</sup>HNMR (CDCl<sub>3</sub>) δ 1.28 (s, 9H), 2.23 (m<sub>c</sub>, 2H), 2.56 (m<sub>c</sub>, 2H), 3.30 (m<sub>c</sub>, 2H), 3.44 (m<sub>c</sub>, 2H), 3.53 (m<sub>c</sub>, 2H), 7.00 (d, *J* = 8.9 Hz, 2H), 7.05 (d, *J* = 8.8 Hz, 2H), 7.38 (d, *J* = 8.8 Hz, 2H), 7.82 (d, *J* = 8.8 Hz, 2H), 8.25 (br s, 1H), 8.48 (br s, 1H).

50 EXAMPLE 20Preparation of Compounds of Formula lm55 20A. Preparation of lm where n is 2, R is Ethoxycarbonylmethyl, R<sup>1</sup> and R<sup>2</sup> are Hydrogen, and R<sup>5</sup> is 4-Phenoxyphenyl

A solution of *N*-*tert*-butoxy-2-[4-(4-phenoxyphenylsulfonyl)-piperidin-4-yl]-acetamide (750 mg) in *N,N*-dimethylformamide (10 ml) was treated with ethyl bromoacetate (0.2 ml) and potassium carbonate (600 mg). The mixture was stirred overnight at room temperature, and then partitioned between ethyl acetate and water. After drying, solvent was removed from the organic layer under reduced pressure to yield *N*-*tert*-butoxy-2-[4-(4-phenoxyphenylsulfonyl)-1-

(ethoxycarbonylmethyl)piperidin-4-yl]-acetamide, which was used in the next step without further purification.

20B. Preparation of Im where n is 2, R is Isopropyl, R<sup>1</sup> and R<sup>2</sup> are Hydrogen, and R<sup>5</sup> is 4-Phenoxyphenyl

5 To a solution of *N*-*tert*-butoxy-2-[4-(4-phenoxyphenylsulfonyl)-piperidin-4-yl]-acetamide (500 mg) in acetone (20 ml) was added 10% palladium on carbon (100 mg), and the mixture stirred under hydrogen for three days. The catalyst was filtered off, and solvent removed from the filtrate under reduced pressure. The residue was chromatographed on silica gel, eluting with 10% methanol/methylene chloride, to give *N*-*tert*-butoxy-2-[4-(4-phenoxyphenylsulfonyl)-1-(isopropyl)piperidin-4-yl]-acetamide (300 mg).

10

20C. Preparation of Im where n is 2, varying R

Similarly, following the procedures of Example 20A above, but replacing ethyl bromoacetate with 3-picolyl chloride, *N*-*tert*-butoxy-2-[4-(4-phenoxyphenylsulfonyl)-1-(3-picolyl)piperidin-4-yl]-acetamide was prepared.

15

Similarly, following the procedures of Example 20A above, but replacing *N*-*tert*-butoxy-2-[4-(4-phenoxyphenylsulfonyl)piperidin-4-yl]-acetamide with *N*-*tert*-butoxy-2-[4-[4-(4-fluorophenoxy)-phenylsulfonyl]-piperidin-4-yl]-acetamide, and replacing ethyl bromoacetate with cyclopropylmethyl bromide, *N*-*tert*-butoxy-2-[4-[4-(4-fluorophenoxy)-phenylsulfonyl]-1-(cyclopropylmethyl)-piperidin-4-yl]-acetamide was prepared.

20

Similarly, *N*-*tert*-butoxy-2-[4-(4-phenoxyphenylsulfonyl)-1-(acetamidocarbonylmethyl)piperidin-4-yl]-acetamide was prepared.

20

20D. Preparation of Im where n is 2, varying R

25 Similarly, following the procedures of Example 20A above, but optionally replacing *N*-*tert*-butoxy-2-[4-(4-phenoxyphenylsulfonyl)-piperidin-4-yl]-acetamide with other compounds of Formula Iy, and optionally replacing ethyl bromoacetate with other compounds of formula RX, where R is lower alkyl, cycloalkylalkyl, acyl, alkoxyalkylalkyl, picoline, -SO<sub>2</sub>R<sup>a</sup>, where R<sup>a</sup> is lower alkyl or -NR<sup>b</sup>R<sup>c</sup>, where R<sup>b</sup> and R<sup>c</sup> are independently hydrogen or lower alkyl; and the like, and X is chloro, bromo or iodo, other compounds of Formula Im were prepared:

30

*N*-*tert*-butoxy-2-[1-ethyl-4-(4-phenoxyphenylsulfonyl)-piperidin-4-yl]-acetamide;  
*N*-*tert*-butoxy-2-[1-methyl-4-(4-phenoxyphenylsulfonyl)-piperidin-4-yl]-acetamide, m.p. 152-155°C;  
*N*-*tert*-butoxy-2-[1-(2-methylpropyl)-4-(4-phenoxyphenylsulfonyl)-piperidin-4-yl]-acetamide;  
*N*-*tert*-butoxy-2-[1-cyclopropylmethyl-4-(4-phenoxyphenylsulfonyl)-piperidin-4-yl]-acetamide;  
*N*-*tert*-butoxy-2-[1-cyclopropylmethyl-4-[4-(4-chlorophenoxy)-phenylsulfonyl]-piperidin-4-yl]-acetamide; and  
35 *N*-*tert*-butoxy-2-[1-acetyl-4-[4-(4-fluorophenoxy)phenylsulfonyl]-piperidin-4-yl]-acetamide.

35

20E. Preparation of Ic where n is 2, R<sup>3</sup> and R<sup>4</sup> are Hydrogen, R<sup>1</sup> and R<sup>2</sup> when taken together with the Carbon to which they are attached is 1-CyclopropylmethylPiperidine, and R<sup>5</sup> is 4-(4-Chlorophenoxy)phenyl

40

To a solution of the free base *N*-*tert*-butoxy-2-[4-(4-phenoxyphenylsulfonylmethyl)-piperidin-4-yl]-carboxamide (1.28 g, 2.66 mmol) dissolved in *N,N*-dimethylformamide (17 ml), was added cyclopropylmethyl bromide (0.26 ml, 2.66 mmol), followed by potassium carbonate (1.84 g, 13.3 mmol). After the reaction mixture was stirred for 20 hours, water was added (100 ml), and the aqueous solution extracted with ethyl acetate (3 x 100 ml). The combined organic extracts were washed with brine (2 x 50 ml), dried over magnesium sulfate, concentrated *in vacuo*. Chromatography over silica gel, and eluting with 25% ethyl acetate/hexanes, gave *N*-*tert*-butoxy-2-[4-(4-phenoxyphenylsulfonylmethyl)-1-(cyclopropyl)piperidin-4-yl]-carboxamide (1.30 g, 92%). <sup>1</sup>HNMR (CDCl<sub>3</sub>) δ 0.10 (ddd, *J* = 5.6, 4.7, 4.6 Hz, 2H), 0.53 (ddd, *J* = 8.7, 4.7, 4.5 Hz, 2H), 0.85 (m<sub>c</sub>, 1H), 1.31 (s, 3H), 1.64 (m<sub>c</sub>, 2H), 2.06 (m<sub>c</sub>, 2H), 2.24 (m<sub>c</sub>, 2H), 2.28 (d, *J* = 6.5 Hz, 2H), 2.67 (m<sub>c</sub>, 4H), 3.50 (m<sub>c</sub>, 2H), 7.01 (d, *J* = 8.8 Hz, 2H), 7.04 (d, *J* = 8.8 Hz, 2H), 7.37 (d, *J* = 8.8 Hz, 2H), 7.85 (d, *J* = 8.8 Hz, 2H), 8.33 (br s, 2H); FABMS (M<sup>+</sup> +H): 535.2.

45

50

20F. Preparation of Ic where n is 2, R<sup>3</sup> and R<sup>4</sup> are Hydrogen, R<sup>1</sup> and R<sup>2</sup> when taken together with the Carbon to which they are attached is 1-(3-Picolyl)piperidine, and R<sup>5</sup> is 4-(4-Chlorophenoxy)-phenyl

55

Similarly, following the procedures of Example 20E above, but replacing cyclopropylmethyl bromide with 1.25 equivalents of 3-picolylol chloride hydrochloride, *N*-*tert*-butoxy-2-[4-(4-phenoxyphenylsulfonylmethyl)-1-(3-picolyl)piperidin-4-yl]-carboxamide was prepared: mp 83.3-93.8°C; IR (KBr) 3436, 1661 cm<sup>-1</sup>; <sup>1</sup>HNMR (CDCl<sub>3</sub>) δ 1.31 (s, 9H), 2.00 (m<sub>c</sub>, 2H), 2.24 (m<sub>c</sub>, 2H), 2.55 (m<sub>c</sub>, 4H), 3.48 (s, 2H), 3.53 (s, 2H), 7.01 (d, *J* = 8.9 Hz, 2H), 7.04 (d, *J* = 8.9 Hz, 2H), 7.25 (dd, *J* = 7.6, 4.6 Hz, 2H), 7.38 (d, *J* = 8.8 Hz, 2H), 7.64 (brd, *J* = 7.8 Hz, 2H), 7.85 (d, *J* = 8.9 Hz, 2H), 8.36 (br s, 1H), 8.52 (m, 2H); FABMS (M<sup>+</sup> +H): 572.0. Anal. Calcd. for C<sub>29</sub>H<sub>34</sub>N<sub>3</sub>SO<sub>5</sub>Cl.0.5 H<sub>2</sub>O: C, 59.03; H, 5.81; N, 7.12. Found: C,



59.37; H, 6.15; N, 7.98.

20G. Preparation of Ic where n is 2, R<sup>3</sup> and R<sup>4</sup> are Hydrogen, R<sup>1</sup> and R<sup>2</sup> when taken together with the Carbon to which they are attached is 1-(Nicotinoyl)Piperidine, and R<sup>5</sup> is 4-(4-Chlorophenoxy)-phenyl

To a solution of the free base *N-tert*-butoxy-2-[4-(4-phenoxyphenylsulfonylmethyl)-piperidin-4-yl]-carboxamide (491 mg, 1.02 mmol) and *N,N*-diisopropylethylamine (444 mg, 2.55 mmol) in methylene chloride (2 ml) cooled to 0°C, was added nicotinyl chloride hydrochloride (219 mg, 1.27 mmol) in one portion. After the reaction mixture was stirred for 3 hours, water (30 ml) was added, and the aqueous solution extracted with ethyl acetate (2 x 60 ml). The combined organic extracts were washed with brine (2 x 50 ml), dried over magnesium sulfate, concentrated *in vacuo*. Chromatography over silica gel, and eluting with 6% methanol/methylene chloride, afforded *N-tert*-butoxy-2-[4-(4-phenoxyphenylsulfonylmethyl)-1-(nicotinoyl)piperidin-4-yl]-carboxamide (233 mg, 39%). <sup>1</sup>HNMR (CDCl<sub>3</sub>) δ 1.33 (s, 9H), 1.95 (m<sub>c</sub>, 2H), 2.35 (m<sub>c</sub>, 2H), 3.45 (m<sub>c</sub>, 2H), 3.49 (s, 2H), 3.55 (m<sub>c</sub>, 4H), 7.01 (d, *J* = 8.8 Hz, 2H), 7.06 (d, *J* = 8.8 Hz, 2H), 7.39 (d, *J* = 8.8 Hz, 2H), 7.41 (m<sub>c</sub>, 2H), 7.79 (m<sub>c</sub>, 2H), 7.83 (d, *J* = 8.8 Hz, 2H), 8.69 (br s, 1H), 8.52 (m<sub>c</sub>, 2H).

20H. Preparation of Ic where n is 2, R<sup>3</sup> and R<sup>4</sup> are Hydrogen, R<sup>1</sup> and R<sup>2</sup> when taken together with the Carbon to which they are attached is 1-(Methanesulfonyl)Piperidine, and R<sup>5</sup> is 4-(4-Chlorophenoxy)phenyl

To a solution of the free base *N-tert*-butoxy-2-[4-(4-phenoxyphenylsulfonylmethyl)-piperidin-4-yl]-carboxamide (1.57 g, 3.26 mmol) in 67% methylene chloride/pyridine (16.5 ml) cooled to -78°C, was added a solution of methanesulfonyl chloride (0.51 ml, 6.53 mmol) in methylene chloride (2 ml). After the reaction mixture was stirred for 4 hours, 3N aqueous hydrochloric acid (25 ml) was added, and the aqueous solution extracted with ethyl acetate (2 x 60 ml). The combined organic extracts were washed with brine (2 x 50 ml), dried over magnesium sulfate, concentrated *in vacuo*. Chromatography over silica gel, and eluting with 45% ethyl acetate/hexanes, afforded *N-tert*-butoxy-2-[4-(4-phenoxyphenylsulfonylmethyl)-1-(methanesulfonyl)piperidin-4-yl]-carboxamide (1.16 g, 64%). <sup>1</sup>HNMR (CDCl<sub>3</sub>) δ 1.33 (s, 9H), 2.05 (m<sub>c</sub>, 2H), 2.37 (m<sub>c</sub>, 2H), 2.79 (s, 3H), 3.23 (m<sub>c</sub>, 2H), 3.43 (s, 2H), 3.47 (m<sub>c</sub>, 2H), 7.01 (d, *J* = 8.9 Hz, 2H), 7.06 (d, *J* = 8.9 Hz, 2H), 7.39 (d, *J* = 8.9 Hz, 2H), 7.85 (d, *J* = 8.9 Hz, 2H); FABMS (M<sup>+</sup> +H): 559.1.

#### EXAMPLE 21

##### Preparation of Compounds of Formula In

21A. Preparation of In where n is 2, R is Ethoxycarbonylmethyl, R<sup>1</sup> and R<sup>2</sup> are Hydrogen, and R<sup>5</sup> is 4-Phenoxyphenyl

The product from Example 20A, *N-tert*-butoxy-2-[4-(4-phenoxyphenylsulfonyl)-1-(ethoxycarbonylmethyl)piperidin-4-yl]-acetamide, was dissolved in dichloroethane (10 ml), cooled to 0°C, and saturated with hydrochloric acid gas. The reaction vessel was then sealed and the solution stirred for two days at 25°C. Solvent was removed from the reaction mixture under reduced pressure, and the residue purified by preparative TLC, eluting with 10% methanol/ methylene chloride, to give *N*-hydroxy-2-[4-(4-phenoxyphenylsulfonyl)-1-(ethoxycarbonylmethyl)piperidin-4-yl]-acetamide (420 mg), *m/e* = 477.1 (MH<sup>+</sup>, FABMS).

21B. Preparation of In where n is 2, R is Isopropyl, R<sup>1</sup> and R<sup>2</sup> are Hydrogen, and R<sup>5</sup> is 4-Phenoxyphenyl

The product from Example 20B, *N-t*-butoxy-2-[4-(4-phenoxyphenylsulfonyl)-1-(isopropyl)piperidin-4-yl]acetamide, was reacted with hydrochloric acid gas as described above, to yield *N*-hydroxy-2-[4-(4-phenoxyphenylsulfonyl)-1-(isopropyl)piperidin-4-yl]-acetamide (155 mg), *m.p.* 128°C, *m/e* = 432 (MH<sup>+</sup>, EIMS).

21C. Preparation of In where n is 2, varying R

Similarly, following the procedures of Example 21A above, but replacing ethyl bromoacetate with 3-picolyl chloride, *N*-hydroxy-2-[4-(4-phenoxyphenylsulfonyl)-1-(3-picolyl)piperidin-4-yl]-acetamide was prepared, *m.p.* 185-192°C (dec).

Similarly, following the procedures of Example 19A above, but replacing *N-tert*-butoxy-2-[4-(4-phenoxyphenylsulfonyl)-piperidin-4-yl]-acetamide with *N-tert*-butoxy-2-[4-[4-(4-fluorophenoxy)-phenylsulfonyl]-piperidin-4-yl]-acetamide, and replacing ethyl bromoacetate with cyclopropylmethyl bromide, *N*-hydroxy-2-[4-[4-(4-fluorophenoxy)phenylsulfonyl]-1-cyclopropylmethylpiperidin-4-yl]-acetamide was prepared, *m.p.* 104-105°C.

Similarly, *N*-hydroxy-2-[4-(4-phenoxyphenylsulfonyl)-1-acetamidocarbonylmethylpiperidin-4-yl]-acetamide was prepared.

21D. Preparation of In where n is 2, varying R

Similarly, following the procedures of Example 21A above, but optionally replacing *N-tert*-butoxy-2-[4-(4-phenoxyphenylsulfonyl)-piperid-4-yl]-acetamide with other compounds of Formula Iy, and optionally replacing ethyl bromoacetate with other compounds of formula RX, where R is lower alkyl, cycloalkylalkyl, acyl, alkoxyalkylalkyl, picoline, -SO<sub>2</sub>R<sup>a</sup>, where R<sup>a</sup> is lower alkyl or -NR<sup>b</sup>R<sup>c</sup>, where R<sup>b</sup> and R<sup>c</sup> are independently hydrogen or lower alkyl; and the like, and X is chloro, bromo or iodo, other compounds of Formula In were prepared:

- 2-[1-ethyl-4-(4-phenoxyphenylsulfonyl)-piperidin-4-yl]-*N*-hydroxyacetamide, m.p. 182-183°C;  
*N*-hydroxy-2-[1-methyl-4-(4-phenoxyphenylsulfonyl)-piperidin-4-yl]-acetamide, m.p. 152-155°C;  
*N*-hydroxy-2-[1-(2-methylpropyl)-4-(4-phenoxyphenylsulfonyl)-piperid-4-yl]-acetamide, m.p. 226-227°C;  
 2-[1-cyclopropylmethyl-4-(4-phenoxyphenylsulfonyl)-piperidin-4-yl]-acetamide, m.p. 210-211°C;  
 2-[1-cyclopropylmethyl-4-[4-(4-chlorophenoxy)-phenylsulfonyl]-piperidin-4-yl]-*N*-hydroxyacetamide, m.p. 110-112°C; and  
 2-[1-acetyl-4-[4-(4-fluorophenoxy)phenylsulfonyl]-piperidin-4-yl]-*N*-hydroxyacetamide, m/e = 450 (MH<sup>+</sup>).

EXAMPLE 22Preparation of Compounds of Formula IabPreparation of Iab where R<sup>5</sup> is 4-phenoxyphenyl

4-Phenoxythiophenol (4.8 g) was stirred for 45 min with potassium hydride (0.98 g) in *N,N*-dimethylformamide (100 ml) to produce a homogeneous solution of potassium 4-phenoxythiophenolate. The lactone, (*S*)-3-carbobenzyl-oxyamino-2-oxetanone (5.3 g) (Arnold, L.D. *et al.*, *J. Am. Chem. Soc.*, **107**, 7105 (1985)), dissolved in *N,N*-dimethylformamide (50 ml) was then added at room temperature. After stirring for 30 minutes the mixture was poured into water and extracted with ethyl acetate. The combined extracts were dried over magnesium sulfate, and solvent removed under reduced pressure to give (*R*)-2-(benzyloxycarbonylamino)-3-(4-phenoxyphenylthio)-propionic acid (9.2 g). It can be used directly in the next step.

EXAMPLE 23Preparation of Compounds of Formula IoPreparation of Io where R<sup>5</sup> is 4-phenoxyphenyl

The above-prepared (*R*)-2-(benzyloxycarbonylamino)-3-(4-phenoxyphenylthio)-propionic acid was dissolved in methylene chloride (175 ml), cooled to 0°C, and treated with *O*-(*tert*-butyl)hydroxylamine hydrochloride (7.7 g), 4-methylmorpholine (9.4 ml), 1-hydroxybenzotriazole (2.8 g), and *N*-ethyl-*N'*-(3-dimethylaminopropyl)-carbodiimide (7.9 g). The mixture was allowed to warm to room temperature, stirred for 1.5 hours, then partitioned between methylene chloride and water. Solvent was removed from the organic phase under reduced pressure, and the residue purified by flash chromatography on silica gel, eluting with 0 to 50% ethyl acetate/hexane, to provide (*R*)-2-(benzyloxycarbonylamino)-*N-tert*-butoxy-3-(4-phenoxyphenylthio)-propionamide (7.4 g) as a white foam.

EXAMPLE 24Preparation of Compounds of Formula IpPreparation of Ip where n is 2 and R<sup>5</sup> is 4-phenoxyphenyl

(*R*)-*N-tert*-butoxy-2-(benzyloxycarbonylamino)-3-(4-phenoxyphenylthio)-propionamide (1.5 mmol) was dissolved in methanol (140 ml), and a solution of OXONE (15 g) in water (50 ml) was added with vigorous stirring. The oxidation is usually complete within 2 hours. The mixture is then partitioned between methylene chloride and water. Solvent was removed from the dried organic phase under reduced pressure, to afford (*R*)-2-(benzyloxycarbonylamino)-*N-tert*-butoxy-3-(4-phenoxyphenylsulfonyl)-propionamide (8.3 g) in near-quantitative yield.

EXAMPLE 25Preparation of Compounds of Formula Iq

5 Preparation of Iq where n is 2, R<sup>1</sup> is Hydrogen, R<sup>2</sup> is -NR<sup>6</sup>R<sup>7</sup>, in which R<sup>6</sup> is Hydrogen and R<sup>7</sup> is Benzyloxycarbonylamino, and R<sup>5</sup> is 4-phenoxyphenyl

10 A solution of (*R*)-2-(benzyloxycarbonylamino)-*N*-*tert*-butoxy-3-(4-phenoxyphenylsulfonyl)-propionamide (1.2 g) obtained from Example 16 in methylene chloride (5 ml) was diluted with trifluoroacetic acid (30 ml). The solution was allowed to stand overnight, and solvent was removed under reduced pressure. This residue was chromatographed on silica gel, eluting with 10% methanol/methylene chloride to give (*R*)-2-(benzyloxycarbonylamino)-*N*-hydroxy-3-(4-phenoxyphenylsulfonyl)-propionamide (400 mg), m.p. 195-202°C.

EXAMPLE 26

15

Preparation of Compounds of Formula Ir

Preparation of Ir where n is 2 and R<sup>5</sup> is 4-phenoxyphenyl

20 (*R*)-2-(benzyloxycarbonylamino)-*N*-*tert*-butoxy-3-(4-phenoxyphenylsulfonyl)-propionamide (6.0 g) obtained from Example 17 was dissolved in ethanol (100 ml) and hydrogenated at 1 atmosphere in the presence of 10% palladium on carbon (6 g) for a period of 18 hours. The catalyst was filtered off and the solvent removed from the filtrate under reduced pressure to give (*R*)-2-amino-*N*-*tert*-butoxy-3-(4-phenoxyphenylsulfonyl)-propionamide as a glass.

EXAMPLE 27Preparation of Compounds of Formula Is

30 Preparation of Is where n is 2, R<sup>1</sup> is Hydrogen, R<sup>2</sup> is -NR<sup>6</sup>R<sup>7</sup>, in which R<sup>6</sup> and R<sup>7</sup> are both Hydrogen, and R<sup>5</sup> is 4-phenoxyphenyl

35 Similarly as in Example 25, (*R*)-2-amino-*N*-*tert*-butoxy-3-(4-phenoxyphenylsulfonyl)-propionamide (6.0 g) was dissolved in 1,2-dichloroethane (5 ml) and cooled to -20°C and bubbled for 20 minutes with hydrochloric acid gas in a pressure tube. The flask was then sealed and the mixture stirred overnight. The tube was cooled, vented, and allowed to warm. The solution was rinsed with methanol, the solvent removed from the filtrate under reduced pressure, triturated with 1:1 hexane/ethyl acetate (4 ml). The residue was filtered and dried to give (*R*)-2-amino-*N*-hydroxy-3-(4-phenoxyphenylsulfonyl)-propionamide hydrochloride, m.p. 178-180°C (dec).

EXAMPLE 28

40

Preparation of Compounds of Formula It

Preparation of It where n is 2, R<sup>1</sup> is Hydrogen, R<sup>2</sup> is -NR<sup>6</sup>R<sup>7</sup>, in which R<sup>6</sup> is Hydrogen and R<sup>7</sup> is CBZ-(*S*)-Valinamido, and R<sup>5</sup> is 4-phenoxyphenyl

45

50 To a solution of (*R*)-2-amino-*N*-*tert*-butoxy-3-(4-phenoxyphenylsulfonyl)-propionamide (1.9 g) in methylene chloride (30 ml) was added CBZ-(*S*)-valine (1.6 g), 1-hydroxybenzotriazole (0.9 g), triethylamine (1 ml), and *N*'-ethyl-*N*'-(3-dimethylaminopropyl)-carbodiimide (1.3 g). After stirring overnight at room temperature, the solution was partitioned between methylene chloride and water, and after the organic layer was dried over magnesium sulfate, solvent was removed under reduced pressure to give (*R*)-*N*-*tert*-butoxy-2-(CBZ-valinamido)-3-(4-phenoxyphenylsulfonyl)-propionamide, which was used without further purification.

55

## EXAMPLE 29

Preparation of Compounds of Formula Iu

5 Preparation of Iu where n is 2, R<sup>1</sup> is Hydrogen, R<sup>2</sup> is -NR<sup>6</sup>R<sup>7</sup>, in which R<sup>6</sup> is Hydrogen and R<sup>7</sup> is (S)-Valinamido, and R<sup>5</sup> is 4-phenoxyphenyl

10 A solution of (R)-N-tert-butoxy-2-(CBZ-valinamido)-3-(4-phenoxyphenylsulfonyl)-propionamide (prepared above) in a mixture of methanol (300 ml) and ethanol (100 ml) was stirred under hydrogen at 1 atmosphere with palladium on carbon catalyst (10% Pd, 4 g) for 3 hours. The mixture was filtered, and the filtrate evaporated under reduced pressure. The residue was chromatographed on silica gel, eluting with 0-3% methanol in methylene chloride, to give (R)-N-tert-butoxy-2-valinamido-3-(4-phenoxyphenylsulfonyl)-propionamide (1.6 g).

## EXAMPLE 30

Preparation of Compounds of Formula Iv

15 Preparation of Iv where n is 2, R<sup>1</sup> is Hydrogen, R<sup>2</sup> is -NR<sup>6</sup>R<sup>7</sup>, in which R<sup>6</sup> is Hydrogen and R<sup>7</sup> is (S)-Valinamido, and R<sup>5</sup> is 4-phenoxyphenyl

20 A solution of (R)-N-tert-butoxy-2-valinamido-3-(4-phenoxyphenylsulfonyl)-propionamide (1.6 g) in 1,2-dichloroethane (50 ml) was cooled to -20°C and bubbled for 15-20 minutes with hydrochloric acid gas in a pressure tube. The flask was then sealed and the mixture stirred for 24 hours. After cooling the tube was cautiously vented and its contents evaporated to yield a gum, which upon trituration with ethyl acetate gave a crude product as a white powder. This product was stirred overnight with 10% methanol/methylene chloride (20 ml) and filtered to remove impurities. This was repeated three times to give (R)-N-hydroxy-2-valinamido-3-(4-phenoxyphenylsulfonyl)-propionamide hydrochloride (760 mg), m.p. 214-217°C.

## EXAMPLE 31

Preparation of Compounds of Formula Iw

30 Preparation of Iw where n is 2, Y is hydroxy or lower alkoxy, R<sup>1</sup> and R<sup>2</sup> when taken together with the carbon to which they are attached are Tetrahydropyran-4-yl, R<sup>3</sup> is hydrogen, and R<sup>4</sup> is Benzyl, and R<sup>5</sup> is 4-(4-Chlorophenoxy)phenyl

35 1. To a solution of 4-[4-(4-chlorophenoxy)phenylthiomethyl]-tetrahydropyran-4-carboxylic acid methyl ester in 20% tetrahydrofuran-methanol (9.5 ml) was added dropwise a solution of OXONE (1.53 g, 2.49 mmol) in water (8 ml) while maintaining an internal temperature of 15-20°C. The mixture was stirred 2 hours and the mixture dissolved in 40% ethyl acetate/water (200 ml). The layers were partitioned, and the water layer back extracted using ethyl acetate (2 x 50 ml). The combined organic layers were dried over magnesium sulfate, concentrated, and the residue purified by preparative chromatography (20 x 40-1000 um plates), eluting with 50% ethyl acetate/hexanes) to afford 4-[4-(4-chlorophenoxy)phenyl-sulfonylmethyl]-tetrahydropyran-4-carboxylic acid methyl ester (460 mg, 71%). <sup>1</sup>HNMR (CDCl<sub>3</sub>) δ 1.71-1.82 (m, 2H), 2.23 (dm, J = 13.6 Hz, 2H), 3.47 (s, 2H), 3.58-3.67 (m, 2H), 3.59 (s, 3H), 3.73-3.81 (m, 2H), 6.97-7.10 (m, 4H), 7.39 (d, J = 8.7 Hz, 2H), 7.84 (d, J = 8.7 Hz, 2H).

45 2. Lithium diisopropylamide was prepared by the addition of 2.5M N-butyl lithium (610 μL, 1.53 mmol) in hexanes to a solution of diisopropylamine (200 μL, 1.53 mmol) in tetrahydrofuran (3 ml) at 0°C and stirring for 20 minutes. Then a solution of 4-[4-(4-chlorophenoxy)-phenylsulfonylmethyl]-tetrahydropyran-4-carboxylic acid methyl ester (540 mg, 1.27 mmol) in tetrahydrofuran (1 ml) was added to the solution of lithium diisopropylamide at -78°C, and stirred for an additional 60 minutes. Benzyl bromide (181 μL, 1.53 mmol) of was added to the mixture, stirred for an additional 3 hours, warmed to room temperature over 30 minutes, and stirred for an additional 3 hours. The mixture was then diluted with 0.1M aqueous hydrochloric acid (25 ml) and extracted with methylene chloride (2 x 50 ml). The combined organic layers were dried over magnesium sulfate, concentrated *in vacuo*, chromatographed over silica gel, eluted with 20% ethyl acetate/hexanes, to afford 3-benzyl-4-[4-(4-chlorophenoxy)phenylsulfonylmethyl]-tetrahydropyran-4-carboxylic acid methyl ester (440 mg, 67%). IR (KBr) 1736 cm<sup>-1</sup>; <sup>1</sup>HNMR (CDCl<sub>3</sub>) δ 1.78 (dm, J = 13.5 Hz, 1H), 2.02-2.17 (m, 2H), 2.39 (dm, J = 13.5 Hz, 1H), 3.19-3.23 (m, 2H), 3.37-3.45 (td, J = 11.9, 2.4 Hz, 2H), 3.77-3.85 (m, 1H), 3.84 (s, 3H), 3.88-3.98 (m, 2H), 4.07-4.17 (m, 2H), 6.83-6.90 (m, 4H), 6.94 (d, J = 8.7 Hz, 2H), 7.08-7.15 (m, 3H), 7.37 (d, J = 8.7 Hz, 2H), 7.62 (d, J = 8.7 Hz, 2H); FABMS (M<sup>+</sup> +H): 515.

EXAMPLE 32Preparation of Compounds of Formula Ix

- 5 Preparation of Ix where n is 2, Y is hydroxy, R<sup>1</sup> and R<sup>2</sup> when taken together with the carbon to which they are attached are Tetrahydropyran-4-yl, R<sup>3</sup> is hydrogen, and R<sup>4</sup> is Benzyl, and R<sup>5</sup> is 4-(4-Chlorophenoxy)phenyl

To a solution of 3-benzyl-4-[4-(4-chlorophenoxy)-phenylsulfonylmethyl]-tetrahydropyran-4-carboxylic acid methyl ester (410 mg, 0.80 mmol) in *N,N*-dimethylformamide (4 ml) was added lithium iodide (1.06 g, 7.96 mmol), followed by sodium cyanide (78 mg, 1.59 mmol). The mixture was heated to 120°C for 8 hours, cooled to room temperature, the *N,N*-dimethylformamide solvent removed by heating under reduced pressure, and the residue partitioned between ethyl acetate (150 ml) and saturated aqueous sodium bisulfite (50 ml). The ethyl acetate layer was dried over magnesium sulfate, concentrated *in vacuo*, purified by preparative chromatography (20 x 40-1000 um plates), eluted with 8% methanol/methylene chloride) to afford 317 mg (80%) of 3-benzyl-4-[4-(4-chlorophenoxy)-phenylsulfonylmethyl]-tetrahydropyran-4-carboxylic acid <sup>1</sup>H NMR (*N,N*-dimethylformamide contaminant, CDCl<sub>3</sub>) δ 1.74 (dm, *J* = 13.5 Hz, 1H), 2.05-2.18 (m, 2H), 2.42 (dm, *J* = 13.5 Hz, 1H), 3.22-3.26 (m, 2H), 3.48-3.58 (m, 2H), 3.78-4.18 (m, 5H), 6.83-6.88 (m, 4H), 6.93 (d, *J* = 8.5 Hz, 2H), 7.08-7.13 (m, 3H), 7.36 (d, *J* = 8.7 Hz, 2H), 7.62 (d, *J* = 8.7 Hz, 2H); CIMS (NH<sub>3</sub>, M<sup>+</sup> + NH<sub>4</sub><sup>+</sup>): 518.

EXAMPLE 33

20

Preparation of Compounds of Formula I

Preparation of I where n is 2, R<sup>2</sup> is -NR<sup>6</sup>R<sup>7</sup>, in which R<sup>6</sup> and R<sup>7</sup> are both Methyl, and R<sup>5</sup> is 4-phenoxyphenyl

25 To a solution of (*R*)-2-amino-*N*-*tert*-butoxy-3-(4-phenoxyphenylsulfonyl)-propionamide (1.6 g) in *N,N*-dimethylformamide (5 ml) was added potassium carbonate (0.5 g) and methyl iodide (550 μl). After stirring for 2.5 hours, the mixture was partitioned between ethyl acetate and water, and after the organic layer was dried over magnesium sulfate, solvent was removed under reduced pressure. The residue was chromatographed on silica gel, eluting with 50% ethyl acetate/hexane to give (*R*)-*N*-*tert*-butoxy-2-dimethylamino-3-(4-phenoxyphenylsulfonyl)-propionamide (0.6 g).

30 This compound, (*R*)-*N*-*tert*-butoxy-2-dimethylamino-3-(4-phenoxyphenylsulfonyl)-propionamide, was dissolved in 1,2-dichloroethane (50 ml), cooled to -30°C and bubbled for 15-20 minutes with hydrochloric acid gas in a pressure tube. The flask was then sealed and the mixture stirred overnight. After cooling the tube was cautiously vented and its contents evaporated, to yield a gum, which upon trituration with 2:1 hexane/ethyl acetate gave a white powder, (*R*)-2-dimethylamino-*N*-hydroxy-3-(4-phenoxyphenylsulfonyl)-propionamide hydrochloride (0.43 g), m.p. 65-70°C.

35

EXAMPLE 34Preparation of Compounds of Formula I

- 40 Preparation of I where n is 2, R<sup>2</sup> is -NR<sup>6</sup>R<sup>7</sup>, in which R<sup>6</sup> is Hydrogen and R<sup>7</sup> is Dimethylaminosulfonyl, and R<sup>5</sup> is 4-phenoxyphenyl

45 To a solution of (*R*)-2-amino-*N*-*tert*-butoxy-3-(4-phenoxyphenylsulfonyl)-propionamide (1.5 g) in methylene chloride (20 ml) and pyridine (1.2 ml) was added dimethylsulfonyl chloride (1 ml), and the mixture stirred overnight at room temperature. The mixture was partitioned between methylene chloride and water, and after the organic layer was dried over magnesium sulfate, solvent was removed under reduced pressure. The residue was chromatographed on silica gel, eluting with 0-45% ethyl acetate/hexane, to give (*R*)-*N*-*tert*-butoxy-2-dimethylaminosulfonamido-3-(4-phenoxyphenylsulfonyl)-propionamide (1.6 g).

50 This compound, (*R*)-*N*-*tert*-butoxy-2-dimethylaminosulfonamido-3-(4-phenoxyphenylsulfonyl)-propionamide, was dissolved in trifluoroacetic acid (30 ml) and the mixture stirred overnight at room temperature. The trifluoroacetic acid was removed under reduced pressure, and the residue chromatographed on silica gel, eluting with 10% methanol/methylene chloride, to give (*R*)-2-dimethylaminosulfonamido-3-(4-phenoxyphenylsulfonyl)-*N*-hydroxypropionamide hydrochloride (550 mg). <sup>1</sup>H NMR (d<sub>6</sub>-DMSO) 7.90 (d,2H), 7.47 (d,2H), 7.25 (t,1H), 7.13 (m,4H), 3.95 (m,1H), 3.55 (m,2H), 2.6 (s,6H).

55

EXAMPLE 35Example of Preparation of Compounds of Formula I on a Large Scale

5 Preparation of I where n is 2, R<sup>1</sup> and R<sup>2</sup> when taken together with the Carbon to which they are attached represent Tetrahydropyran, R<sup>3</sup> and R<sup>4</sup> are Hydrogen, and R<sup>5</sup> is 4-(4-Chlorophenoxy)phenyl

1. Preparation of a Compound of Formula (7a)

10 To a mixture of *N,N*-dimethylformamide (56 Kg) and diethyl malonate (22 Kg) was added a 21% solution of sodium ethoxide in ethanol (45 Kg), followed by 2-chloroethyl ether (19 Kg). The mixture was heated to 85°C, causing ethanol to distil from the mixture. The temperature was raised to 120°C until all the ethanol formed was removed (3 hours), and then the mixture was allowed to cool to 25°C. The mixture was then rewarmed to 120°C and a further 45 Kg of a 21%  
15 solution of sodium ethoxide in ethanol added at such a rate as to cause the ethanol formed to distil off. When the distillation was complete, the mixture was cooled to 100°C, and after it was determined that the reaction was complete then cooled to 25°C. The mixture was partitioned between toluene (80 Kg) and water (216 Kg) and solvent removed from the organic layer by distillation. The product was used in the next step with no further purification.

20 2. Preparation of a Compound of Formula (8a) where R<sup>1</sup> and R<sup>2</sup> when taken together with the Carbon Atom to which they are attached represent Tetrahydropyran

A solution of diethyl tetrahydro-4H-pyran-4,4-dicarboxylate, the compound of Formula (7a), (12 Kg) in toluene (104 Kg) was cooled to between -30°C to -35°C, and diisobutylaluminum hydride (69 Kg) was added at such a rate so as to maintain a reaction temperature of -25°C. After the addition was complete, the temperature was raised to 15°C over 3  
25 hours, and the reaction stirred until all starting material was consumed. The mixture was then recooled to -15°C and allowed to stand overnight. The product was partitioned between ethyl acetate (54 Kg), ethanol (48 Kg), and saturated sodium sulfate solution (60 litres), and the mixture stirred overnight at 25°C. The precipitated salts were filtered off, washed with tetrahydrofuran, and the filtrate washed with brine and separated. The organic layer was dried over magnesium sulfate and solvent removed under reduced pressure, to give ethyl 4-hydroxymethyltetrahydropyran-4-carboxy-  
30 late (3.8 Kg), the compound of Formula (8a).

3. Preparation of a Compound of Formula (9a) where R<sup>1</sup> and R<sup>2</sup> when taken together with the Carbon Atom to which they are attached represent Tetrahydropyran

35 To a solution of lithium hydroxide monohydrate (4.46 Kg) in methanol (44 litres) and water (11 Kg) was added ethyl 4-hydroxymethyl-tetrahydropyran-4-carboxylate (8.0 Kg). The mixture was refluxed for 30 minutes, then solvent removed under reduced pressure. The mixture was cooled to 20°C, methyl *tert*-butyl ether (14.8 Kg) added, stirred for 10 minutes, and allowed to settle. The top organic layer was separated. This was repeated twice more, then the remaining mixture cooled to -10°C, and a solution of 31% hydrochloric acid (13 Kg) in water (3 Kg) added, maintaining the tem-  
40 perature below 5°C. The mixture was extracted several times with tetrahydrofuran, and the combined organic phases dried over magnesium sulfate. Approximately 90% of the tetrahydrofuran was removed, and the remaining solution added to a mixture of hexane (64.5 Kg) and methyl *tert*-butylether (23.7 Kg) with stirring. The precipitated solid material was filtered off and dried under reduced pressure at 60°C, to give 4-hydroxymethyl-tetrahydropyran-4-carboxylic acid (3.7 Kg), the compound of Formula (9a).

45 4. Preparation of a Compound of Formula Ia where R<sup>1</sup> and R<sup>2</sup> when taken together with the Carbon Atom to which they are attached represent Tetrahydropyran

To a mixture of 4-hydroxymethyl-tetrahydropyran-4-carboxylic acid (3.84 Kg), 4-dimethylaminopyridine (0.6 Kg) in dichloromethane (32 litres) was added triethylamine (4.88 Kg). The mixture was cooled to -20°C, and a solution of benzenesulfonyl chloride (4.66 Kg) in dichloromethane (5 litres) was added over a period of 35 minutes, maintaining the temperature below -10°C. The mixture was stirred at -10°C for 30 minutes, then 3N hydrochloric acid (10 litres) and water (10 litres) were added with stirring, then the layers allowed to separate. The organic layer was separated, the aqueous layer washed with dichloromethane (16 litres), the combined organics washed with aqueous 5% sodium bicar-  
50 bonate solution (12 litres), then with water (12 litres), and solvent removed under reduced pressure, to give 2,7-dioxaspiro[3,5]nonane-1-one, a compound of Formula (10a)

To a mixture of 60% sodium hydride (0.92 Kg) in tetrahydrofuran (26 litres) at 0°C was added a solution of 4-(4-chlorophenoxy)thiophenol (4.37 Kg) in tetrahydrofuran (15 litres), maintaining the temperature below 10°C. The mixture was allowed to warm to room temperature for 30 minutes, then recooled to 0°C. The concentrated solution of 2,7-dioxas-

piro[3,5]nonane-1-one obtained above was then added slowly to this mixture, maintaining the temperature below 10°C. The mixture was allowed to warm to room temperature, and stirred for 30 minutes. The mixture was then treated with 3N hydrochloric acid (16 litres) and dichloromethane (30 litres). The organic layer was separated and the aqueous layer extracted twice with dichloromethane (20 litres). The combined organics were washed with water (20 litres), filtered, and 100 litres of solvent removed under atmospheric pressure. To the remaining reaction product was added acetonitrile (60 litres) and after a further 60 litres of solvent were removed by distillation, acetonitrile (40 litres) was added and the total volume of the remainder reduced to 30 litres by distillation. This mixture was then heated to mild reflux (80°C), and then slowly cooled to 0°C. The product was filtered off, washed with hexane, and dried to about 60°C under reduced pressure, to yield 4-[4-(4-chlorophenoxy)phenylthiomethyl]tetrahydropyran-4-carboxylic acid (5.61 Kg).

5. Preparation of a Compound of Formula Iba where R<sup>1</sup> and R<sup>2</sup> when taken together with the Carbon Atom to which they are attached represent Tetrahydropyran

A solution of 4-[4-(4-chlorophenoxy)phenylthiomethyl]tetrahydropyran-4-carboxylic acid (5.5 Kg) and *N,N*-dimethylformamide (27 ml) in dichloromethane (27.5 litres) was cooled to 5°C, and oxalyl chloride (1.4 litres) added slowly with stirring. After addition was complete, the mixture was allowed to warm to room temperature and stirred for 2 hours, thus forming a compound of Formula (12). The solution was then recooled to 10°C, and a mixture of 50% aqueous hydroxylamine (5.4 litres), *tert*-butanol (12.1 litres) and tetrahydrofuran (30.5 litres) was added slowly, maintaining the temperature below 21°C. The mixture was then allowed to warm to room temperature until the reaction was complete. The solvent was then evaporated under reduced pressure until 90% had been removed, at which point acetonitrile (42.5 litres) was added and the remaining dichloromethane removed by distillation under reduced pressure. The remaining solution was heated under reflux, and water (126 Kg) added at such a rate so as to maintain reflux. The solution was then cooled to 5°C for 12 hours, and the solid thus obtained filtered off. This product was washed with water and dried under vacuum at 50°C to yield 4-[4-(4-chlorophenoxy)phenylthiomethyl]-tetrahydropyran-4-(*N*-hydroxycarboxamide) (5.06 Kg), a compound of Formula Iba.

6. Preparation of a Compound of Formula Id where R<sup>1</sup> and R<sup>2</sup> when taken together with the Carbon Atom to which they are attached represent Tetrahydropyran

To a solution of 4-[4-(4-chlorophenoxy)phenylthiomethyl]-tetrahydropyran-4-(*N*-hydroxycarboxamide) (5.06 Kg) in tetrahydrofuran (28 litres) and methanol (112 litres) at 15°C was added a solution of OXONE (14.23 Kg) in water (72 litres) with stirring, ensuring that the temperature did not exceed 16°C. After the addition was complete, the temperature was raised to 20°C and the mixture stirred for 3 hours, then poured into a cold mixture (5°C) of toluene (60 litres) and ethyl acetate (98 litres) with stirring. The resultant mixture was filtered, the organic and aqueous layers thus obtained separated, and the aqueous layer washed with a mixture of ethyl acetate (25 litres) and toluene (10 litres). This wash was repeated twice more. The combined extracts and organic layer was washed twice with water (25 litres), and solvent removed under reduced pressure to a volume of 30 litres. The solution was cooled to 5°C, and the solid filtered off, washed with ethyl acetate/water and dried under vacuum at 50°C, to yield 4-[4-(4-chlorophenoxy)phenylsulfonyl]methyl]-tetrahydropyran-4-(*N*-hydroxycarboxamide) (4.3 Kg).

7. Similarly other Compounds of Formula I may be prepared.

EXAMPLE 36

This example illustrates the preparation of representative pharmaceutical compositions for oral administration containing a compound of Formula I, or a pharmaceutically acceptable salt thereof, e.g., *N*-hydroxy-2-[4-(4-phenoxyphenylsulfonyl)-piperidin-4-yl]-acetamide:

A.	
Ingredients	% wt./wt.
Compound of Formula I	20.0%
Lactose	79.5%
Magnesium stearate	0.5%

**EP 0 780 386 A1**

The above ingredients are mixed and dispensed into hard-shell gelatin capsules containing 100 mg each, one capsule would approximate a total daily dosage.

5  
10  
15

B.	
Ingredients	% wt./wt.
Compound of Formula I	20.0%
Magnesium stearate	0.9%
Starch	8.6%
Lactose	79.6%
PVP (polyvinylpyrrolidone)	0.9%

The above ingredients with the exception of the magnesium stearate are combined and granulated using water as a granulating liquid. The formulation is then dried, mixed with the magnesium stearate and formed into tablets with an appropriate tablet machine.

25  
30  
35

C.	
Ingredients	
Compound of Formula I	0.1 g
Propylene glycol	20.0 g
Polyethylene glycol 400	20.0 g
Polysorbate 80	1.0 g
Water	q.s. 100 ml

The compound of Formula I is dissolved in propylene glycol, polyethylene glycol 400 and polysorbate 80. A sufficient quantity of water is then added with stirring to provide 100 ml of the solution which is filtered and bottled.

40  
45  
50

D.	
Ingredients	% wt./wt.
Compound of Formula I	20.0%
Peanut Oil	78.0%
Span 60	2.0%

The above ingredients are melted, mixed and filled into soft elastic capsules.

**EXAMPLE 37**

This example illustrates the preparation of a representative pharmaceutical formulation for parenteral administration containing a compound of Formula I, or a pharmaceutically acceptable salt thereof, *e.g.*, *N*-hydroxy-2-[4-(4-phenoxyphenylsulfonyl)-piperidin-4-yl]-acetamide:



Ingredients	
Compound of Formula I	0.02 g
Propylene glycol	20.0 g
Polyethylene glycol 400	20.0 g
Polysorbate 80	1.0 g
0.9% Saline solution	q.s. 100 ml

The compound of Formula I is dissolved in propylene glycol, polyethylene glycol 400 and polysorbate 80. A sufficient quantity of 0.9% saline solution is then added with stirring to provide 100 ml of the I.V. solution which is filtered through a 0.2 μ membrane filter and packaged under sterile conditions.

**EXAMPLE 38**

This example illustrates the preparation of a representative pharmaceutical composition in suppository form containing a compound of Formula I, or a pharmaceutically acceptable salt thereof, *e.g.*, *N*-hydroxy-2-[4-(4-phenoxyphenylsulfonyl)-piperidin-4-yl]]-acetamide:

Ingredients	% wt./wt.
Compound of Formula I	1.0%
Polyethylene glycol 1000	74.5%
Polyethylene glycol 4000	24.5%

The ingredients are melted together and mixed on a steam bath, and poured into molds containing 2.5 g total weight.

**EXAMPLE 39**

This example illustrates the preparation of a representative pharmaceutical formulation for insufflation containing a compound of Formula I, or a pharmaceutically acceptable salt thereof, *e.g.*, *N*-hydroxy-2-[4-(4-phenoxyphenylsulfonyl)-piperidin-4-yl]]-acetamide

Ingredients	% wt./wt.
Micronized compound of Formula I	1.0%
Micronized lactose	99.0%

The ingredients are milled, mixed, and packaged in an insufflator equipped with a dosing pump.

**EXAMPLE 40**

This example illustrates the preparation of a representative pharmaceutical formulation in nebulized form containing a compound of Formula I, or a pharmaceutically acceptable salt thereof, *e.g.*, *N*-hydroxy-2-[4-(4-phenoxyphenylsulfonyl)-piperidin-4-yl]]-acetamide:

Ingredients	% wt./wt.
Compound of Formula I	0.005%
Water	89.995%
Ethanol	10.000%

The compound of Formula I is dissolved in ethanol and blended with water. The formulation is then packaged in a nebulizer equipped with a dosing pump.

#### EXAMPLE 41

This example illustrates the preparation of a representative pharmaceutical formulation in aerosol form containing a compound of Formula I, or a pharmaceutically acceptable salt thereof, *e.g.*, *N*-hydroxy-2-[4-(4-phenoxyphenylsulfonyl)-piperidin-4-yl]-acetamide:

Ingredients	% wt./wt.
Compound of Formula I	0.10%
Propellant 11/12	98.90%
Oleic acid	1.00%

The compound of Formula I is dispersed in oleic acid and the propellants. The resulting mixture is then poured into an aerosol container fitted with a metering valve.

#### EXAMPLE 42

##### In Vitro Assay

##### 42A. Isolation of MMPs for Assays

The catalytic domain of human collagenase-1 was expressed as a fusion protein with ubiquitin in *E. Coli* (Gehring, E.R. *et al.*, *J. Biol. Chem.*, **270**, 22507, (1995)). After purification of the fusion protein, the fibroblast collagenase-1 catalytic domain was released by treatment with 1mM of aminophenylmercuric acetate (APMA) for 1 hour at 37°C and purified by zinc chelate chromatography.

Human collagenase-2 and gelatinase B were isolated in active form from buffy coats (Mookhtiar, K.A. *et al.*, *Biochemistry*, **29**, 10620, (1990)).

The propeptide and catalytic domain portion of human collagenase-3 was expressed in *E. Coli* as an *N*-terminal fusion protein with ubiquitin. After purification, the catalytic domain was obtained by treatment with 1 mM APMA for 1 hour at 37°C, and purified by zinc chelate chromatography.

Rat collagenase-3 was purified in active form from the culture media of uterine smooth muscle cells (Roswit, W.T. *et al.*, *Arch. Biochem. Biophys.*, **225**, 285-295 (1983)).

The catalytic and fibronectin-like portion of human progelatinase A was expressed as a fusion protein with ubiquitin in *E. Coli*. Assays were carried out on autolytically activated material. Rat progelatinase A was purified from the culture media of interleukin-1 stimulated keratinocytes and activated by treatment with 1 mM APMA for 1 hour at 37°C, and subsequently dialyzed to remove excess APMA.

Human prostromelysin-1 was purified from the culture medium of synovial fibroblasts by affinity chromatography using an immobilized monoclonal antibody. The zymogen was activated by treatment with trypsin (1.5 µg/ml) for 1 hour at 23°C to give a mixture of 45 and 28 kD species. The catalytic domain of human stromelysin was prepared by expression and purification of prostromelysin-1 from *E. Coli* and activated with 1 mM APMA for 1 hour at 37°C, followed by dialysis. Rat prostromelysin-1 was expressed in Chinese Hamster Ovary cells and purified from the culture media. It was activated by 1 mM APMA for 1 hour at 37°C, followed by dialysis.

Human promatrilysin was expressed and purified from Chinese Hamster Ovary cells (Barnett, J. *et al.*, *Prot.*

*Expres. Pur.*, 5, 27, (1994)). The zymogen was activated by treatment with 1 mM APMA for 1 hour at 37°C, and purified by zinc chelate chromatography.

Compounds of Formula I exhibited the ability to inhibit the collagenases when tested in this assay.

#### 5 42B. In Vitro Assay Procedure

Assays were performed in assay buffer (50 mM Tricine pH 7.5, 200 mM sodium chloride, 10 mM calcium chloride, 0.005% Brij-35) containing 2.5% methyl sulfoxide (DMSO) once the substrate and inhibitor were diluted into it. Stock solutions of inhibitors were prepared in 100% DMSO. Stock solutions of the substrate were prepared in 100% DMSO at a concentration of 2 mM.

The assay method was based on the hydrolysis of MCA-Pro-Leu-Gly-Leu-DPA-Ala-Arg-NH<sub>2</sub> (Bachem, Inc.) at 37°C (Knight, C.G. *et al.*, *FEBS*, 296, 263-266 (1992)). The fluorescence changes were monitored with a Perkin-Elmer LS-50B fluorimeter using an excitation wavelength of 328 nm and an emission wavelength of 393 nm. The substrate concentration used in the assays was 10 μmole. The inhibitor was diluted into the assays from a solution in 100% DMSO, and controls substituted an equal volume of DMSO so that the final DMSO concentration from inhibitor and substrate dilutions in all assays was 2.5%. The inhibition results are expressed as the inhibitor concentration that produced 50% inhibition (IC<sub>50</sub>) of the activity in the control (non-inhibited) reaction.

#### 20 EXAMPLE 43

##### In Vitro Assay

This assay determines the ability of the compounds of Formula I to inhibit the degradation of the collagen matrix (as judged by release of hydroxyproline), and proteoglycan (as judged by the release of <sup>35</sup>S-labelled glycosaminoglycans) from cartilage explants.

Small cartilage explants (3 mm diameter) were prepared from freshly sacrificed bovine knee joints and labeled with <sup>35</sup>SO<sub>4</sub>. <sup>35</sup>S-labelled glycosaminoglycans (GAG's) and collagen fragments are released into the culture medium in response to the addition of rhIL-1-alpha, which induces the expression of chondrocyte matrix metalloproteases (MMP's), including stromelysin and collagenase. The percent inhibition of hydroxyproline and GAG's released was corrected for spontaneous release in the absence of rhIL-1-alpha.

Compounds of Formula I, when tested in this assay, displayed the ability to inhibit the release of both collagen fragments and <sup>35</sup>S-labelled GAG's from cartilage explants.

#### 35 EXAMPLE 44

##### In Vivo Assay

The cartilage plug implantation assay measures the destruction of the collagen matrix of a cartilage plug implanted in a rat (Bishop, J. *et al.*, *J. Pharm. Tox. Methods*, 30, 19, (1993)).

Previously frozen bovine nasal cartilage plugs weighing approximately 20 mg were embedded in polyvinyl sponges impregnated with *Mycobacterium tuberculosis* and implanted subcutaneously in female Lewis rats. Dosing was begun 9 days after implantation and the plugs were harvested about one week later. The plugs were weighed, hydrolyzed, and the hydroxyproline content measured. Efficaciousness was determined by the comparison of the compound-treated groups with vehicle treated controls.

The compounds of Formula I exhibited the ability to inhibit the degradation of the cartilage plugs in this assay.

#### 50 EXAMPLE 45

##### In Vivo Assay Procedure

#### 50 45A. Determination of TNF Production Following LPS Stimulation

Female Balb/c mice, 6-8 weeks old (Jackson Labs or Harlan) were used. For each treatment group, 6-8 mice were used. Mice were injected I.P. with LPS (Sigma, 13129, 10-20 μg/mouse) after treatment with a compound of Formula I. The compound of Formula I or vehicle was administered subcutaneously (S.C.) once, 30-60 minutes prior to LPS challenge. Control animals received CMC vehicle alone or CMC + 2-5% DMSO. Animals were bled 1.5 hours after LPS injection under anesthesia with metofane from the retro-orbital plexus, using a Pasteur pipette. Blood was collected in a microtainer serum separator tube (Becton Dickinson #5960). The sera were separated and either tested the next day or they were kept at -20°C until ready to test for TNF-α.

45B. ELISA Assay for Murine TNF- $\alpha$ 

The Endogen (EM-TNFA kit) mouse tumor necrosis factor alpha (mTNF- $\alpha$ ) kit is an *in vitro* enzyme-linked immunosorbent assay for the quantitative measurement of mouse TNF- $\alpha$  (ordering code: EM-TNFA; Endogen, 30 Commerce Way, Woburn, MA 01801-1059, USA). Standards (lyophilized recombinant *E. coli*-derived mouse TNF- $\alpha$ ) or serum samples (50  $\mu$ l each) were added in duplicate to each well of the precoated anti-mTNF- $\alpha$  plate. Biotinylated antibody (50  $\mu$ l) was added, the plates were incubated for 2-3 hours at room temperature. The wells were washed five times with wash buffer and 100  $\mu$ l of diluted streptavidin HRP were added to each well and then were incubated at room temperature for 30 minutes. After washing (5X), 100  $\mu$ l premixed TMB substrate solution were added to each well and plates were developed at room temperature in the dark for 30 minutes. The reaction was stopped by adding 100  $\mu$ l of the stop solution. Absorbance at 450-575 nm was measured in a plate reader (ThermoMax, Molecular Devices). Results are calculated at pg/ml TNF- $\alpha$  by comparison to the standard curve, using Immunofit Beckman software. They are expressed as mean pg/ml of TNF- $\alpha$ , and as percentage of inhibition compared to controls (animals injected with LPS alone), considered 100% of TNF- $\alpha$ : production.

The compounds of Formula I, when tested in this assay, exhibited the ability to inhibit TNF- $\alpha$  production.

EXAMPLE 46TNF Conjugate Immunoassay

Human Monomac 6 cells were cultured at 37°C in RPMI 1640 medium supplemented with 10% fetal calf serum to a density of  $1 \times 10^5$  cells/mL. All subsequent incubations were performed at 37°C. 230  $\mu$ l of these cells were placed in each well of a 96-well tissue culture plate and the cells incubated for 15 minutes. 10  $\mu$ l of desired concentration of compounds of Formula I in the above mentioned medium were added to the appropriate wells and incubated for an additional 15 minutes. To each well was added 10  $\mu$ l of an LPS/PMA mixture which brings the final concentration of LPS to 10 ng/mL and the final PMA concentration to 30 ng/mL. The cells were then incubated for 2 hours after which the plate was centrifuged and the medium removed and analyzed for TNF content. The analysis was performed using an R & D Systems TNF Quantikine Immunoassay and following the manufacturer's protocol (R & D. Systems, 614 Mckinley Place N.E., Minneapolis, MN 55413, USA; Catalog No. DTA50). The IC<sub>50</sub> was calculated from the percent inhibition of TNF released into the medium.

The compounds of Formula I, when tested in this assay, exhibited the ability to inhibit TNF production.

EXAMPLE 47TNFR Shedding Immunoassay

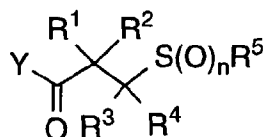
Human Monomac 6 cells are cultured to a density of  $1 \times 10^6$  cells/mL at 37°C in RPMI 1640 medium supplemented with 10% fetal calf serum. All subsequent incubations are performed at 37°C. 230  $\mu$ l of these cells are placed in each well of a 96-well tissue culture plate and the cells are incubated for 15 minutes. 10  $\mu$ l of desired concentration of compounds of Formula I in the above mentioned medium are added to the appropriate wells and incubated for an additional 15 minutes. To each well is added 10  $\mu$ l of PMA at a final concentration of 30 ng/mL. The cells are then incubated for 16 hours after which the plate is centrifuged and the medium is removed and analyzed for TNF receptor content. The analysis is performed using the R & D Systems TNF receptor Quantikine Immunoassay following the manufacturer's protocol. Measurements of each TNF receptor (receptor I and receptor II) are performed in this way. The IC<sub>50</sub> is calculated from the percent inhibition of TNF released into the medium.

The compounds of Formula I, when tested in this assay, exhibited the ability to selectively inhibit TNF production.

While the present invention has been described with respect to specific embodiments thereof, it will be understood by those skilled in the art that various changes may be made and equivalents may be substituted without departing from the scope of the invention. All such modifications are intended to be within the scope of the claims appended hereto.

**Claims**

1. A compound of the formula:



10 wherein:

n is 0, 1 or 2;

Y is hydroxy or XONH-, where X is hydrogen or lower alkyl;

R<sup>1</sup> is hydrogen or lower alkyl;

15 R<sup>2</sup> is hydrogen, lower alkyl, heteroalkyl, aryl, aralkyl, arylheteroalkyl, cycloalkyl, cycloalkylalkyl, heteroaryl, heteroaralkyl, heteroarylheteroalkyl, heterocyclo, heterocyclo-lower alkyl, heterocyclo-lower heteroalkyl or -NR<sup>6</sup>R<sup>7</sup>, wherein:

R<sup>6</sup> is hydrogen, lower alkyl, cycloalkyl or cycloalkylalkyl, aryl, heteroaryl and heteroaralkyl;

20 R<sup>7</sup> is hydrogen, lower alkyl, cycloalkyl or cycloalkylalkyl, aryl, aralkyl, heteroaryl, heteroaralkyl, -C(O)R<sup>8</sup>, -C(O)NR<sup>8</sup>R<sup>9</sup>, -SO<sub>2</sub>NR<sup>8</sup>R<sup>9</sup>, -SO<sub>2</sub>R<sup>10</sup>, aryloxy carbonyl, or alkoxycarbonyl; or

R<sup>6</sup> and R<sup>7</sup> together with the nitrogen atom to which they are attached represent a heterocyclo group; wherein

25 R<sup>8</sup> and R<sup>9</sup> are independently hydrogen, lower alkyl, cycloalkyl, cycloalkylalkyl, aryl, aralkyl, heteroaryl, heteroaralkyl or heteroalkyl; and

R<sup>10</sup> is lower alkyl, cycloalkyl, cycloalkylalkyl, aryl, aralkyl, heteroaryl, heteroaralkyl, heteroalkyl or heterocyclo; or

30 R<sup>1</sup> and R<sup>2</sup> together with the carbon atom to which they are attached represent a cycloalkyl or heterocyclo group;  
R<sup>3</sup> is hydrogen, lower alkyl, cycloalkyl, cycloalkylalkyl, aryl, aralkyl, heteroaryl, heteroaralkyl, heteroalkyl or lower alkoxy;

R<sup>4</sup> is hydrogen, lower alkyl, cycloalkyl or cycloalkylalkyl; or

35 R<sup>2</sup> and R<sup>3</sup> together with the carbons to which they are attached represent a cycloalkyl or heterocyclo group; or  
R<sup>3</sup> and R<sup>4</sup> together with the carbon to which they are attached represent a cycloalkyl or heterocyclo group; and  
R<sup>5</sup> is lower alkyl, cycloalkyl, cycloalkylalkyl, aryl, aralkyl, heteroaryl, or heteroaralkyl;

or a pharmaceutically acceptable salt or ester thereof.

40 2. The compound of Claim 1, wherein R<sup>2</sup> is -NR<sup>6</sup>R<sup>7</sup>.

3. The compound of Claim 1, wherein n is 2 and Y is XONH- in which X is hydrogen.

4. The compound of Claim 3, wherein R<sup>1</sup> is hydrogen and R<sup>5</sup> is aryl or heteroaryl.

45 5. The compound of Claim 4, wherein R<sup>2</sup> is hydrogen and R<sup>3</sup> is aralkyl and R<sup>4</sup> is hydrogen.

6. The compound of Claim 5, wherein R<sup>3</sup> is benzyl and R<sup>5</sup> is optionally substituted phenyl or naphthyl.

50 7. The compound of Claim 6, wherein R<sup>5</sup> is phenyl, 4-methoxyphenyl, 1-(4-methoxyphenyl)-2-phenylethene, phenylthiophenyl, phenoxyphenyl, or biphenyl.

8. The compound of Claim 7, wherein R<sup>5</sup> is 4-phenylthiophenyl, 4-phenoxyphenyl, or 4-biphenyl.

55 9. The compound of Claim 4, wherein R<sup>3</sup> and R<sup>4</sup> together with the carbon to which they are attached form a cycloalkyl group.

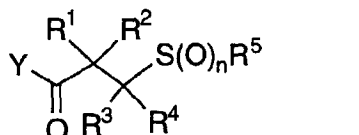
10. The compound of Claim 9, wherein R<sup>5</sup> is 4-methoxyphenyl or 4-phenoxyphenyl and the cycloalkyl group is cyclopentyl, cyclohexyl, or 4-methylcyclohexyl.

11. The compound of Claim 4, wherein R<sup>3</sup> and R<sup>4</sup> together with the carbon to which they are attached form a heterocyclo group.
12. The compound of Claim 11, wherein the heterocyclo group is optionally substituted piperidine or tetrahydropyranyl.
13. The compound of Claim 12, wherein the heterocyclo group is piperidin-4-yl and R<sup>5</sup> is 4-phenoxyphenyl, 4-(4-bromophenoxy)phenyl, 4-(4-chlorophenoxy)phenyl, or 4-(4-fluorophenoxy)phenyl.
14. The compound of Claim 12, wherein the heterocyclo group is 1-methylpiperidin-4-yl and R<sup>5</sup> is 4-phenoxyphenyl, 4-(4-bromophenoxy)phenyl, 4-(4-chlorophenoxy)phenyl, or 4-(4-fluorophenoxy)phenyl.
15. The compound of Claim 12, wherein the heterocyclo group is 1-(cyclopropylmethyl)piperidin-4-yl and R<sup>5</sup> is 4-phenoxyphenyl, 4-(4-bromophenoxy)phenyl, 4-(4-chlorophenoxy)phenyl, or 4-(4-fluorophenoxy)phenyl.
16. The compound of Claim 12, wherein the heterocyclo group is tetrahydropyran-4-yl and R<sup>5</sup> is 4-phenoxyphenyl, 4-(4-bromophenoxy)phenyl, 4-(4-chlorophenoxy)phenyl, or 4-(4-fluorophenoxy)phenyl.
17. The compound of Claim 3, wherein R<sup>2</sup> and R<sup>3</sup> together with the carbons to which they are attached form a cycloalkyl group and R<sup>5</sup> is aryl.
18. The compound of Claim 17, wherein the cycloalkyl group is cyclopentyl or cyclohexyl, R<sup>4</sup> is hydrogen, and R<sup>5</sup> is 4-methoxyphenyl.
19. The compound of Claim 3, wherein R<sup>2</sup> is -NR<sup>6</sup>R<sup>7</sup>, R<sup>1</sup>, R<sup>3</sup> and R<sup>4</sup> are hydrogen, and R<sup>5</sup> is aryl.
20. The compound of Claim 19, wherein R<sup>5</sup> is 4-phenoxyphenyl, 4-(4-chlorophenoxy)phenyl, or 4-(4-fluorophenoxy)phenyl.
21. The compound of Claim 3, wherein R<sup>1</sup> and R<sup>2</sup> together with the carbon to which they are attached form a heterocyclo group.
22. The compound of Claim 21, wherein R<sup>3</sup> and R<sup>4</sup> are both hydrogen and the heterocyclo group is optionally substituted piperidine or tetrahydropyranyl.
23. The compound of Claim 22, wherein the heterocyclo group is piperidin-4-yl and R<sup>5</sup> is 4-phenoxyphenyl, 4-(4-bromophenoxy)phenyl, 4-(4-chlorophenoxy)phenyl, or 4-(4-fluorophenoxy)phenyl.
24. The compound of Claim 22, wherein the heterocyclo group is tetrahydropyran-4-yl and R<sup>5</sup> is 4-phenoxyphenyl, 4-(4-bromophenoxy)phenyl, 4-(4-chlorophenoxy)phenyl, 4-(4-fluorophenoxy)phenyl, 4-(thiophen-2-yl)phenoxyphenyl, 4-(thiophen-3-yl)phenoxyphenyl, 4-(2-pyridyloxy)phenyl, 4-(5-chloro-2-pyridyloxy)phenyl.
25. The compound of Claim 3, wherein R<sup>1</sup> and R<sup>2</sup> are both alkyl, R<sup>3</sup> and R<sup>4</sup> are hydrogen, and R<sup>5</sup> is 4-phenoxyphenyl, 4-(4-bromophenoxy)phenyl, 4-(4-chlorophenoxy)phenyl, or 4-(4-fluorophenoxy)phenyl.
26. A compound of the group comprising
- N*-hydroxy-2-[4-(4-phenoxyphenylsulfonyl)-tetrahydropyran-4-yl]-acetamide,  
 2-[4-[4-(4-chlorophenoxy)phenylsulfonyl]tetrahydropyran-4-yl]-*N*-hydroxyacetamide,  
 2-[4-[4-(4-fluorophenoxy)phenylsulfonyl]tetrahydropyran-4-yl]-*N*-hydroxyacetamide,  
*N*-hydroxy-2-[4-(4-phenoxyphenylsulfonyl)-piperidin-4-yl]-acetamide,  
 2-[4-[4-(4-chlorophenoxy)-phenylsulfonyl]piperidin-4-yl]-*N*-hydroxyacetamide,  
 2-[4-[4-(4-fluorophenoxy)-phenylsulfonyl]piperidin-4-yl]-*N*-hydroxyacetamide,  
*N*-hydroxy-2-[1-methyl-4-(4-phenoxyphenylsulfonyl)-piperidin-4-yl]-acetamide,  
 2-[1-cyclopropylmethyl-4-(4-phenoxyphenylsulfonyl)-piperidin-4-yl]-*N*-hydroxyacetamide,  
 2-[1-cyclopropylmethyl-4-[4-(4-chlorophenoxy)-phenylsulfonyl]piperidin-4-yl]-*N*-hydroxyacetamide,  
 2-[1-cyclopropylmethyl-4-[4-(4-fluorophenoxy)-phenylsulfonyl]piperidin-4-yl]-*N*-hydroxyacetamide,  
 2-[4-[4-(4-fluorophenoxy)-phenylsulfonyl]tetrahydropyran-4-yl]-*N*-hydroxyacetamide,  
 (*R*)-2-(CBZ-valinamido)-*N*-hydroxy-3-(4-phenoxyphenylsulfonyl)-propionamide,  
 (*R*)-*N*-hydroxy-2-valinamido-3-(4-phenoxyphenylsulfonyl)propionamide,

(*R*)-2-dimethylamino-*N*-hydroxy-3-(4-phenoxyphenylsulfonyl)propionamide,  
 (*R*)-2-dimethylaminosulfonamido-*N*-hydroxy-3-(4-phenoxyphenylsulfonyl)-propionamide,  
 2-[4-(4-fluorophenoxy)-phenylthio]-tetrahydropyran-4-yl)-*N*-hydroxyacetamide,  
 4-[4-(4-chlorophenoxy)-phenylsulfonylmethyl]-tetrahydropyran-4-(*N*-hydroxycarboxamide),  
 4-[4-(4-thiophen-2-yl)phenoxyphenyl-sulfonylmethyl]tetrahydropyran-4-(*N*-hydroxycarboxamide),  
 3-[4-(4-chlorophenoxy)-phenylsulfonyl]-2,2-dimethyl-*N*-hydroxypropionamide,  
 4-[4-(4-(thiophen-3-yl)-phenoxy)phenylsulfonylmethyl]tetrahydropyran-4-(*N*-hydroxycarboxamide)

and pharmaceutically acceptable salts thereof.

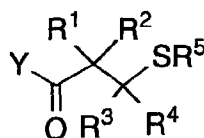
27. A process for preparing a compound of the Formula:



wherein:

n is 1 or 2;  
 Y is hydroxy or XONH-, where X is hydrogen or lower alkyl;  
 R<sup>1</sup> is hydrogen or lower alkyl;  
 R<sup>2</sup> is hydrogen, lower alkyl, aralkyl, cycloalkyl, cycloalkylalkyl, or heterocyclo; or  
 R<sup>1</sup> and R<sup>2</sup> together with the carbon atom to which they are attached represent a cycloalkyl or heterocyclo group;  
 R<sup>3</sup> is hydrogen, lower alkyl, cycloalkyl, cycloalkylalkyl, aralkyl, heteroaralkyl, or lower alkoxy;  
 R<sup>4</sup> is hydrogen or lower alkyl; or  
 R<sup>2</sup> and R<sup>3</sup> together with the carbons to which they are attached represent a cycloalkyl or heterocyclo group; or  
 R<sup>3</sup> and R<sup>4</sup> together with the carbon to which they are attached represent a cycloalkyl or heterocyclo group; and  
 R<sup>5</sup> is lower alkyl, aryl, aralkyl, heteroaryl, or heteroaralkyl;

comprising contacting a compound of the Formula:



wherein R<sup>1</sup>, R<sup>2</sup>, R<sup>3</sup>, R<sup>4</sup> and R<sup>5</sup> are as defined before,  
 with an oxidizing agent.

28. A pharmaceutical composition comprising a pharmaceutically acceptable non-toxic excipient and a therapeutically effective amount of a compound according to any one of claims 1-26.

29. Compounds according to any one of claims 1-26 for use as a therapeutically active substance.

30. Compounds according to any one of claims 1-16 for use in the treatment of a disease-state which is alleviated by treatment with a matrix metalloprotease inhibitor, especially wherein the disease state is rheumatoid arthritis, osteoarthritis, osteoporosis, periodontal disease, aberrant angiogenesis, multiple sclerosis, tumor metastasis, or corneal ulceration.

31. Compounds according to any one of claims 1-26 for use in the treatment of a disease state which is mediated by tumor necrosis factor, especially wherein the disease state is inflammation, hemorrhage, graft versus host reaction or an autoimmune disease.

32. The use of a compound according to any one of claims 1-26 in the treatment of of a disease-state which is alleviated by treatment with a matrix metalloprotease inhibitor, especially wherein the disease state is rheumatoid arthritis, osteoarthritis, osteoporosis, periodontal disease, aberrant angiogenesis, multiple sclerosis, tumor metastasis, or corneal ulceration.

5

33. The use of a compound according to any one of claims 1-26 in the treatment of a disease state which is mediated by tumor necrosis factor, especially wherein the disease state is inflammation, hemorrhage, graft versus host reaction or an autoimmune disease.

10

34. The use of a compound according to any one of claims 1-26 in the preparation of a medicament for the treatment of a disease-state which is alleviated by treatment with a matrix metalloprotease inhibitor, especially wherein the disease state is rheumatoid arthritis, osteoarthritis, osteoporosis, periodontal disease, aberrant angiogenesis, multiple sclerosis, tumor metastasis, or corneal ulceration or wherein the disease-state is mediated by tumor necrosis factor, especially wherein the disease state is inflammation, hemorrhage, graft versus host reaction or an autoimmune disease.

15

20

25

30

35

40

45

50

55





European Patent Office

**PARTIAL EUROPEAN SEARCH REPORT**

Application Number

which under Rule 45 of the European Patent Convention EP 96 11 9780 shall be considered, for the purposes of subsequent proceedings, as the European search report

DOCUMENTS CONSIDERED TO BE RELEVANT			
Category	Citation of document with indication, where appropriate, of relevant passages	Relevant to claim	CLASSIFICATION OF THE APPLICATION (Int.Cl.6)
X,P	WO 96 15096 A (BAYER AG ;KLUENDER HAROLD CLINTON EUGENE (US); BENZ GUENTER H H H) 23 May 1996 * examples 196-198 * ---	1	C07D309/08 C07D211/54 C07D213/64 C07D401/06 C07D407/12
X	WO 90 05719 A (BRITISH BIO TECHNOLOGY) 31 May 1990 * examples 1-3,8-18,20-24 * ---	1,28,29	C07D413/12 C07D405/12 A61K31/35 A61K31/445
X	WO 95 09841 A (BRITISH BIOTECH PHARM ;CRIMMIN MICHAEL JOHN (GB); BECKETT PAUL RAY) 13 April 1995 * examples 1-7 * ---	1,28,29	
X,P	WO 96 06074 A (BRITISH BIOTECH PHARM ;BECKETT RAYMOND PAUL (GB); MILLER ANDREW (G) 29 February 1996 * example 13 * ---	1	
X	WO 93 20047 A (BRITISH BIO-TECHNOLOGY LTD) * examples 1-9,11-14 * ---	1,28,29	
			TECHNICAL FIELDS SEARCHED (Int.Cl.6)
			C07D A61K C07C C25D
<b>INCOMPLETE SEARCH</b>			
<p>The Search Division considers that the present European patent application does not comply with the provisions of the European Patent Convention to such an extent that it is not possible to carry out a meaningful search into the state of the art on the basis of some of the claims.</p> <p>Claims searched completely :</p> <p>Claims searched incompletely :</p> <p>Claims not searched :</p> <p>Reason for the limitation of the search:</p> <p>see sheet C</p>			
Place of search	Date of completion of the search	Examiner	
BERLIN	10 April 1997	Frelon, D	
CATEGORY OF CITED DOCUMENTS		T : theory or principle underlying the invention E : earlier patent document, but published on, or after the filing date D : document cited in the application L : document cited for other reasons ..... & : member of the same patent family, corresponding document	
X : particularly relevant if taken alone Y : particularly relevant if combined with another document of the same category A : technological background O : non-written disclosure P : intermediate document			

EPO FORM 1500 01.82 (P4/C07)



European Patent  
Office

PARTIAL EUROPEAN SEARCH REPORT

Application Number

EP 96 11 9780

DOCUMENTS CONSIDERED TO BE RELEVANT			CLASSIFICATION OF THE APPLICATION (Int.Cl.6)
Category	Citation of document with indication, where appropriate, of relevant passages	Relevant to claim	
X	US 4 394 520 A (KALOPISSIS GREGOIRE) 19 July 1983 * examples 4,5,18; table I * ---	1	
X	US 4 268 516 A (LOMBARDINO JOSEPH G ET AL) 19 May 1981 * example 4 * ---	1	
X	FR 1 580 899 A (BRISTOL-MYERS COMPANY) 12 September 1969 * examples 4-7 * ---	1,28,29	
X	FR 2 355 095 A (M & T CHEMICALS INC) 13 January 1978 * compound page 21 * ---	1	TECHNICAL FIELDS SEARCHED (Int.Cl.6)
X	CAS REGISTRY HANDBOOK: , AMERICAN CHEMICAL SOCIETY , 1965-1971 XP002028919 * RN: 331-89-5;331-90-8;331-93-1;405-23-2;780-95-0;5463-52-5;5464-62-0;5445-04-5;5445-05-6;5460-58-2;6803-08-3;6534-37-8;21056-72-4 * ---	1	
X	TETRAHEDRON, vol. 49, no. 4, 1993, OXFORD GB, pages 939-946, XP002028918 S.E. CLAYTON ET AL.: * compound (8), page 940 * ---	1	
	-/--		

EPO FORM 1503 01.82 (P04C10)



European Patent  
Office

PARTIAL EUROPEAN SEARCH REPORT

Application Number

EP 96 11 9780

DOCUMENTS CONSIDERED TO BE RELEVANT			CLASSIFICATION OF THE APPLICATION (Int.Cl.6)
Category	Citation of document with indication, where appropriate, of relevant passages	Relevant to claim	
X,P	CHEMICAL ABSTRACTS, vol. 125, no. 13, 23 September 1996 Columbus, Ohio, US; abstract no. 167779x, XP002028920 * abstract * & JP 08 127 581 A (SANKYO CO.) 21 May 1996 * CAS Registry (STN database), RN: 13739-36-1 *	1	
X	--- CHEMICAL ABSTRACTS, vol. 93, no. 19, 10 November 1980 Columbus, Ohio, US; abstract no. 186144y, XP002028921 * abstract * & JP 55 027 116 A (HOKKO CHEMICAL INDUSTRY CO.) * CAS Registry (STN database), RN:13739-35-0 *	1	TECHNICAL FIELDS SEARCHED (Int.Cl.6)
X	--- CHEMICAL ABSTRACTS, vol. 77, no. 13, 25 September 1972 Columbus, Ohio, US; abstract no. 88024j, XP002028922 * abstract * & TETRAHEDRON LETTERS, vol. 19, 1972, OXFORD GB, pages 1937-1940, R.H. RYNBRANDT ET AL.: * CAS Registry (STN database), RN: 36603-44-8;36603-37-9;36603-36-8;35930-65 -5 *	1	
	--- -/--		

EPO FORM 1500 03.82 (P04C10)



European Patent  
Office

PARTIAL EUROPEAN SEARCH REPORT

Application Number

EP 96 11 9780

DOCUMENTS CONSIDERED TO BE RELEVANT			CLASSIFICATION OF THE APPLICATION (Int.Cl.6)
Category	Citation of document with indication, where appropriate, of relevant passages	Relevant to claim	
X	CHEMICAL ABSTRACTS, vol. 76, no. 21, 22 May 1972 Columbus, Ohio, US; abstract no. 126719d, XP002028923 * abstract * & AUST. J. CHEM., vol. 25, no. 3, 1972, pages 647-653, G.F. KATEKAR ET AL.: * compounds I *	1	TECHNICAL FIELDS SEARCHED (Int.Cl.6)
X	--- CHEMICAL ABSTRACTS, vol. 74, no. 3, 18 January 1971 Columbus, Ohio, US; abstract no. 13116v, XP002028924 * abstract * & HELV. CHIM. ACTA, vol. 53, no. 7, 1970, pages 1813-1827, P. DOSTERT ET AL.: * CAS Registry (STN database), RN: 30013-62-8;30037-18-4;30037-19-5 * ---	1	
X	--- CHEMICAL ABSTRACTS, vol. 69, no. 19, 4 November 1968 Columbus, Ohio, US; abstract no. 76817s, XP002028925 * abstract * & ANN. UNIV. MARIAE CURIE-SKLODOWSKA, SECT. AA. 1966, vol. 21, 1967, pages 49-64, M. JANCZEWSKI ET AL.: * CAS Registry (STN database), RN: 20025-59-6 * --- --- -/--	1	

EPO FORM 1500 03:82 (PMCI0)



European Patent  
Office

PARTIAL EUROPEAN SEARCH REPORT

Application Number

EP 96 11 9780

DOCUMENTS CONSIDERED TO BE RELEVANT			CLASSIFICATION OF THE APPLICATION (Int.Cl.6)
Category	Citation of document with indication, where appropriate, of relevant passages	Relevant to claim	
X	CHEMICAL ABSTRACTS, vol. 69, no. 19, 4 November 1968 Columbus, Ohio, US; abstract no. 75267a, XP002028926 * abstract * & BIOCHEM. J. , vol. 109, no. 1, 1968, pages 143-147, B. GILLHAM ET AL.: * CAS Registry (STN database), RN: 21462-48-6 *	1	
X	CHEMICAL ABSTRACTS, vol. 67, no. 15, 9 October 1967 Columbus, Ohio, US; abstract no. 73477d, XP002028927 * abstract * & J. INDIAN CHEM. SOC., vol. 43, no. 7, 1966, pages 521-525, A.B. SEN ET AL.: * CAS Registry (STN database), RN: 15773-92-9 *	1	TECHNICAL FIELDS SEARCHED (Int.Cl.6)
X	CHEMICAL ABSTRACTS, vol. 67, no. 9, 28 August 1967 Columbus, Ohio, US; abstract no. 43615e, XP002028928 * abstract * & BULL. SOC. CHIM. FR., vol. 11, 1966, pages 3674-3682, P. CAGNIANT ET AL.: * CAS Registry (STN database), RN: 6112-45-9 *	1	

EPO FORM 1503 01.82 (P04C10)



European Patent  
Office

PARTIAL EUROPEAN SEARCH REPORT

Application Number

EP 96 11 9780

DOCUMENTS CONSIDERED TO BE RELEVANT			CLASSIFICATION OF THE APPLICATION (Int.Cl.6)
Category	Citation of document with indication, where appropriate, of relevant passages	Relevant to claim	
X	CHEMICAL ABSTRACTS, vol. 66, no. 11, 13 March 1967 Columbus, Ohio, US; abstract no. 46292n, XP002028929 * abstract * & BOLL. SCI. FAC. CHIM. IND. BOLOGNA, vol. 24, no. 2-3, 1966, pages 75-91, I. DEGANI ET AL.: * CAS Registry (STN database), RN:13735-04-1;13735-02-9 * ---	1	
Y	WO 95 33731 A (HOFFMANN LA ROCHE ;BROADHURST MICHAEL JOHN (GB); BROWN PAUL ANTHON) 14 December 1995 * the whole document * ---	1,28,29	TECHNICAL FIELDS SEARCHED (Int.Cl.6)
Y	WO 95 29892 A (DU PONT MERCK PHARMA) 9 November 1995 * the whole document * ---	1,28,29	
Y	EP 0 606 046 A (CIBA GEIGY AG) 13 July 1994 * the whole document * ---	1,28,29	
Y	CHEMICAL ABSTRACTS, vol. 93, no. 7, 18 August 1980 Columbus, Ohio, US; abstract no. 61046m, XP002028930 * abstract * & ARZNEIM.-FORSCH., vol. 30, no. 4A, 1980, pages 695-702, R.G. CHILD ET AL.: ---	1,28,29	
	-/--		

EPO FORM 1503 01.82 (PMCI/0)



European Patent  
Office

**PARTIAL EUROPEAN SEARCH REPORT**

Application Number  
EP 96 11 9780

DOCUMENTS CONSIDERED TO BE RELEVANT			CLASSIFICATION OF THE APPLICATION (Int.Cl.6)
Category	Citation of document with indication, where appropriate, of relevant passages	Relevant to claim	
Y,D	J. ENZYME INHIBITION, vol. 2, 1987, pages 1-22, XP000197047 W.H. JOHNSON ET AL.: * compound (V), page 7; table III, page 9 *  -----	1,28,29	
			TECHNICAL FIELDS SEARCHED (Int.Cl.6)

EPO FORM 1503 03.82 (P04C10)

**INCOMPLETE SEARCH**

The Search Division considers that the present European patent application does not comply with the provisions of the European Patent Convention to such an extent that is not possible to carry out a meaningful search into the state of the art on the basis of some of the claims.

Claims searched completely:

Claims searched incompletely: all

Claims not searched:

Reason for the limitation of the search:

The Search Division considers that the present European patent application does not comply with the provisions of the European Patent Convention to such an extent that it is not possible to carry out a meaningful search into the state of the art on the basis of all claims.  
Reason:

The huge number of theoretically conceivable compounds resulting from the combinations of all the substituent definitions claimed in claim 1 prevents the search from being carried out comprehensively. Additionally such an uncertainty on the claimed scope may introduce contradictions and render unity questionable. Guided by the description, the search has been limited to the scope (IPC sub-divisions) which is illustrated by the compounds explicitly mentioned in the application. It is noted nevertheless that many individual compounds fall within the searched scope and therefore it is not possible to cite all of the documents found which are prejudicial to the novelty of the claimed invention. The documents cited as X-documents in the present search report are only a selection thereof.





(12) **EUROPEAN PATENT APPLICATION**

(43) Date of publication:  
**14.01.1998 Bulletin 1998/03**

(51) Int Cl.<sup>6</sup>: **C07C 317/44, C07C 323/60,  
C07D 209/48, C07D 213/64,  
A61K 31/16**

(21) Application number: **97304971.1**

(22) Date of filing: **08.07.1997**

(84) Designated Contracting States:  
**AT BE CH DE DK ES FI FR GB GR IE IT LI LU MC  
NL PT SE**

- **Rizzi, James P.**  
**Groton, Connecticut 06340 (US)**
- **Rawson, David J.**  
**Sandwich, Kent (GB)**

(30) Priority: **12.07.1996 US 21652 P**

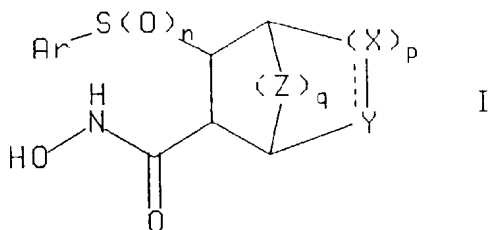
(71) Applicant: **PFIZER INC.**  
**New York, N.Y. 10017 (US)**

(74) Representative: **Hayles, James Richard**  
**Pfizer Limited,**  
**Patents Department,**  
**Ramsgate Road**  
**Sandwich Kent CT13 9NJ (GB)**

(72) Inventors:  
• **Burgess, Laurence E.**  
**Groton, Connecticut 06340 (US)**

(54) **Cyclic sulphone derivatives as inhibitors of metalloproteinases and of the production of tumour necrosis factor**

(57) A compound of the formula



wherein n, p, q, X, Y, Z and Ar are as defined herein, useful in the treatment of arthritis, cancer, tissue ulceration, restenosis, periodontal disease, epidermolysis bullosa, scleritis or other diseases characterized by matrix metalloproteinase activity, as well as AIDS, sepsis, septic shock or other diseases involving the production of TNF.

**Description**Background of the Invention

5 The present invention relates to cyclic sulfone derivatives which are inhibitors of matrix metalloproteinases or the production of tumor necrosis factor (TNF) and as such are useful in the treatment of a condition selected from the group consisting of arthritis, cancer, tissue ulceration, restenosis, periodontal disease, epidermolysis bullosa, scleritis and other diseases characterized by matrix metalloproteinase activity, as well as AIDS, sepsis, septic shock and other diseases involving the production of TNF.

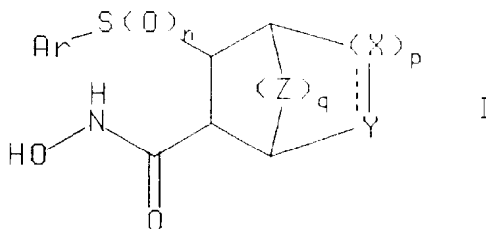
10 This invention also relates to a method of using such compounds in the treatment of the above diseases in mammals, especially humans, and to the pharmaceutical compositions useful therefor.

There are a number of enzymes which effect the breakdown of structural proteins and which are structurally related metalloproteases. Matrix-degrading metalloproteinases, such as gelatinase, stromelysin and collagenase, are involved in tissue matrix degradation (e.g. collagen collapse) and have been implicated in many pathological conditions involving abnormal connective tissue and basement membrane matrix metabolism, such as arthritis (e.g. osteoarthritis and rheumatoid arthritis), tissue ulceration (e.g. corneal, epidermal and gastric ulceration), abnormal wound healing, periodontal disease, bone disease (e.g. Paget's disease and osteoporosis), tumor metastasis or invasion, as well as HIV-infection (J. Leuk. Biol., 52 (2): 244-248, 1992).

20 Tumor necrosis factor is recognized to be involved in many infectious and autoimmune diseases (W. Friers, FEBS Letters, 1991, 285, 199). Furthermore, it has been shown that TNF is the prime mediator of the inflammatory response seen in sepsis and septic shock (C.E. Spooner et al. Clinical Immunology and Immunopathology, 1992, 62 S11).

Summary of the Invention

25 The present invention relates to a compound of the formula



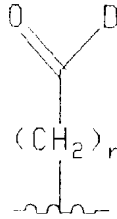
or a pharmaceutically acceptable salt thereof, wherein the broken line represents an optional double bond:

n is 0, 1 or 2.

p is 0 or 1;

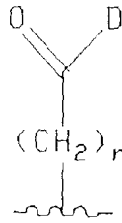
q is 0, 1 or 2;

40 X, Y and Z are each independently CR<sup>1</sup>R<sup>2</sup> wherein R<sup>1</sup> and R<sup>2</sup> are each independently hydrogen, (C<sub>1</sub>-C<sub>6</sub>)alkyl optionally substituted by (C<sub>1</sub>-C<sub>6</sub>)alkylamino, (C<sub>1</sub>-C<sub>6</sub>)alkylthio, (C<sub>1</sub>-C<sub>6</sub>)alkoxy, trifluoromethyl, (C<sub>6</sub>-C<sub>10</sub>)aryl, (C<sub>5</sub>-C<sub>9</sub>)heteroaryl, (C<sub>6</sub>-C<sub>10</sub>)arylamino, (C<sub>6</sub>-C<sub>10</sub>)arylthio, (C<sub>6</sub>-C<sub>10</sub>)aryloxy, (C<sub>5</sub>-C<sub>9</sub>)heteroarylamino, (C<sub>5</sub>-C<sub>9</sub>)heteroarylthio, (C<sub>5</sub>-C<sub>9</sub>)heteroaryloxy, (C<sub>6</sub>-C<sub>10</sub>)aryl(C<sub>6</sub>-C<sub>10</sub>)aryl, (C<sub>3</sub>-C<sub>6</sub>)cycloalkyl, hydroxy(C<sub>1</sub>-C<sub>6</sub>)alkyl, (C<sub>1</sub>-C<sub>6</sub>)alkyl(hydroxymethylene), piperazinyl, (C<sub>6</sub>-C<sub>10</sub>)aryl(C<sub>1</sub>-C<sub>6</sub>)alkoxy, (C<sub>5</sub>-C<sub>9</sub>)heteroaryl(C<sub>1</sub>-C<sub>6</sub>)alkoxy, (C<sub>1</sub>-C<sub>6</sub>)acylamino, (C<sub>1</sub>-C<sub>6</sub>)acylthio, (C<sub>1</sub>-C<sub>6</sub>)acyloxy, (C<sub>1</sub>-C<sub>6</sub>)alkylsulfinyl, (C<sub>6</sub>-C<sub>10</sub>)arylsulfinyl, (C<sub>1</sub>-C<sub>6</sub>)alkylsulfonyl, (C<sub>6</sub>-C<sub>10</sub>)arylsulfonyl, amino, (C<sub>1</sub>-C<sub>6</sub>)alkylamino or ((C<sub>1</sub>-C<sub>6</sub>)alkyl)<sub>2</sub>amino; (C<sub>2</sub>-C<sub>6</sub>)alkenyl, (C<sub>6</sub>-C<sub>10</sub>)aryl(C<sub>2</sub>-C<sub>6</sub>)alkenyl, (C<sub>5</sub>-C<sub>9</sub>)heteroaryl(C<sub>2</sub>-C<sub>6</sub>)alkenyl, (C<sub>2</sub>-C<sub>6</sub>)alkynyl, (C<sub>6</sub>-C<sub>10</sub>)aryl(C<sub>2</sub>-C<sub>6</sub>)alkynyl, (C<sub>5</sub>-C<sub>9</sub>)heteroaryl(C<sub>2</sub>-C<sub>6</sub>)alkynyl, (C<sub>1</sub>-C<sub>6</sub>)alkylamino, (C<sub>1</sub>-C<sub>6</sub>)alkylthio, (C<sub>1</sub>-C<sub>6</sub>)alkoxy, trifluoromethyl, (C<sub>1</sub>-C<sub>6</sub>)alkyl (difluoromethylene), (C<sub>1</sub>-C<sub>3</sub>)alkyl(difluoromethylene) (C<sub>1</sub>-C<sub>3</sub>)alkyl, (C<sub>6</sub>-C<sub>10</sub>)aryl, (C<sub>5</sub>-C<sub>9</sub>)heteroaryl, (C<sub>6</sub>-C<sub>10</sub>)arylamino, (C<sub>6</sub>-C<sub>10</sub>)arylthio, (C<sub>6</sub>-C<sub>10</sub>)aryloxy, (C<sub>6</sub>-C<sub>9</sub>)heteroarylamino, (C<sub>5</sub>-C<sub>9</sub>)heteroarylthio, (C<sub>5</sub>-C<sub>9</sub>)heteroaryloxy, (C<sub>3</sub>-C<sub>6</sub>)cycloalkyl, (C<sub>1</sub>-C<sub>6</sub>)alkyl(hydroxymethylene), piperidyl, (C<sub>1</sub>-C<sub>6</sub>)alkylpiperidyl, (C<sub>1</sub>-C<sub>6</sub>)acylamino, (C<sub>1</sub>-C<sub>6</sub>)acylthio, (C<sub>1</sub>-C<sub>6</sub>)acyloxy, R<sup>3</sup>(C<sub>1</sub>-C<sub>6</sub>)alkyl wherein R<sup>3</sup> is (C<sub>1</sub>-C<sub>6</sub>)acylpiperazino, (C<sub>6</sub>-C<sub>10</sub>)arylpiperazino, (C<sub>5</sub>-C<sub>9</sub>)heteroarylpiperazino, (C<sub>1</sub>-C<sub>6</sub>)alkylpiperazino, (C<sub>6</sub>-C<sub>10</sub>)aryl(C<sub>1</sub>-C<sub>6</sub>)alkylpiperazino, (C<sub>5</sub>-C<sub>9</sub>)heteroaryl(C<sub>1</sub>-C<sub>6</sub>)alkylpiperazino, morpholino, thiomorpholino, piperidino, pyrrolidino, piperidyl, (C<sub>1</sub>-C<sub>6</sub>)alkylpiperidyl, (C<sub>6</sub>-C<sub>10</sub>)arylpiperidyl, (C<sub>6</sub>-C<sub>9</sub>)heteroarylpiperidyl, (C<sub>1</sub>-C<sub>6</sub>)alkylpiperidyl(C<sub>1</sub>-C<sub>6</sub>)alkyl, (C<sub>6</sub>-C<sub>10</sub>)arylpiperidyl(C<sub>1</sub>-C<sub>6</sub>)alkyl, (C<sub>5</sub>-C<sub>9</sub>)heteroarylpiperidyl(C<sub>1</sub>-C<sub>6</sub>)alkyl, (C<sub>1</sub>-C<sub>6</sub>)acylpiperidyl, or a group of the formula



wherein r is 0 to 6;

D is hydroxy, (C<sub>1</sub>-C<sub>6</sub>)alkoxy or NR<sup>4</sup>R<sup>5</sup> wherein R<sup>4</sup> and R<sup>5</sup> are each independently selected from the group consisting of hydrogen, (C<sub>1</sub>-C<sub>6</sub>)alkyl optionally substituted by (C<sub>1</sub>-C<sub>6</sub>)alkylpiperidyl, (C<sub>6</sub>-C<sub>10</sub>)arylpiperidyl, (C<sub>5</sub>-C<sub>9</sub>)heteroarylpiperidyl, (C<sub>6</sub>-C<sub>10</sub>)aryl, (C<sub>5</sub>-C<sub>9</sub>)heteroaryl, (C<sub>6</sub>-C<sub>10</sub>)aryl(C<sub>6</sub>-C<sub>10</sub>)aryl or (C<sub>3</sub>-C<sub>6</sub>)cycloalkyl; piperidyl, (C<sub>1</sub>-C<sub>6</sub>)alkylpiperidyl, (C<sub>6</sub>-C<sub>10</sub>)arylpiperidyl, (C<sub>5</sub>-C<sub>9</sub>)heteroarylpiperidyl, (C<sub>1</sub>-C<sub>6</sub>)acylpiperidyl, (C<sub>6</sub>-C<sub>10</sub>)aryl, (C<sub>5</sub>-C<sub>9</sub>)heteroaryl, (C<sub>6</sub>-C<sub>10</sub>)aryl(C<sub>6</sub>-C<sub>10</sub>)aryl, (C<sub>3</sub>-C<sub>6</sub>)cycloalkyl, R<sup>6</sup>(C<sub>2</sub>-C<sub>6</sub>)alkyl, (C<sub>1</sub>-C<sub>9</sub>)alkyl(CHR<sup>6</sup>)(C<sub>1</sub>-C<sub>6</sub>)alkyl wherein R<sup>6</sup> is hydroxy, (C<sub>1</sub>-C<sub>6</sub>)acyloxy, (C<sub>1</sub>-C<sub>6</sub>)alkoxy, piperazino, (C<sub>1</sub>-C<sub>6</sub>)acylamino, (C<sub>1</sub>-C<sub>6</sub>)alkylthio, (C<sub>6</sub>-C<sub>10</sub>)arylthio, (C<sub>1</sub>-C<sub>6</sub>)alkylsulfanyl, (C<sub>6</sub>-C<sub>10</sub>)arylsulfanyl, (C<sub>1</sub>-C<sub>6</sub>)alkylsulfoxyl, (C<sub>6</sub>-C<sub>10</sub>)arylsulfoxyl, amino, (C<sub>1</sub>-C<sub>6</sub>)alkylamino, ((C<sub>1</sub>-C<sub>6</sub>)alkyl)<sub>2</sub>amino, (C<sub>1</sub>-C<sub>6</sub>)acylpiperazino, (C<sub>1</sub>-C<sub>6</sub>)alkylpiperazino, (C<sub>6</sub>-C<sub>10</sub>)aryl(C<sub>1</sub>-C<sub>6</sub>)alkylpiperazino, (C<sub>5</sub>-C<sub>9</sub>)heteroaryl(C<sub>1</sub>-C<sub>6</sub>)alkylpiperazino, morpholino, thiomorpholino, piperidino or pyrrolidino; R<sup>7</sup>(C<sub>1</sub>-C<sub>6</sub>)alkyl, (C<sub>1</sub>-C<sub>5</sub>)alkyl(CHR<sup>7</sup>)(C<sub>1</sub>-C<sub>6</sub>)alkyl wherein R<sup>7</sup> is piperidyl or (C<sub>1</sub>-C<sub>6</sub>)alkylpiperidyl; and CH(R<sup>8</sup>)COR<sup>9</sup> wherein R<sup>8</sup> is hydrogen, (C<sub>1</sub>-C<sub>6</sub>)alkyl, (C<sub>5</sub>-C<sub>10</sub>)aryl(C<sub>1</sub>-C<sub>6</sub>)alkyl, (C<sub>5</sub>-C<sub>9</sub>)heteroaryl(C<sub>1</sub>-C<sub>6</sub>)alkyl, (C<sub>1</sub>-C<sub>6</sub>)alkylthio(C<sub>1</sub>-C<sub>6</sub>)alkyl, (C<sub>6</sub>-C<sub>10</sub>)arylthio(C<sub>1</sub>-C<sub>6</sub>)alkyl, (C<sub>1</sub>-C<sub>6</sub>)alkylsulfanyl(C<sub>1</sub>-C<sub>6</sub>)alkyl, (C<sub>5</sub>-C<sub>10</sub>)arylsulfanyl(C<sub>1</sub>-C<sub>6</sub>)alkyl, (C<sub>1</sub>-C<sub>6</sub>)alkylsulfonyl(C<sub>1</sub>-C<sub>6</sub>)alkyl, (C<sub>6</sub>-C<sub>10</sub>)arylsulfonyl(C<sub>1</sub>-C<sub>6</sub>)alkyl, hydroxy(C<sub>1</sub>-C<sub>6</sub>)alkyl, amino(C<sub>1</sub>-C<sub>6</sub>)alkyl, (C<sub>1</sub>-C<sub>6</sub>)alkylamino(C<sub>1</sub>-C<sub>6</sub>)alkyl, ((C<sub>1</sub>-C<sub>6</sub>)alkylamino)<sub>2</sub>(C<sub>1</sub>-C<sub>6</sub>)alkyl, R<sup>10</sup>R<sup>11</sup>NCO(C<sub>1</sub>-C<sub>6</sub>)alkyl or R<sup>10</sup>OCO(C<sub>1</sub>-C<sub>6</sub>)alkyl wherein R<sup>10</sup> and R<sup>11</sup> are each independently selected from the group consisting of hydrogen, (C<sub>1</sub>-C<sub>6</sub>)alkyl, (C<sub>6</sub>-C<sub>10</sub>)aryl(C<sub>1</sub>-C<sub>6</sub>)alkyl and (C<sub>5</sub>-C<sub>9</sub>)heteroaryl(C<sub>1</sub>-C<sub>6</sub>)alkyl; and R<sup>9</sup> is R<sup>12</sup>O or R<sup>12</sup>R<sup>13</sup>N wherein R<sup>12</sup> and R<sup>13</sup> are each independently selected from the group consisting of hydrogen, (C<sub>1</sub>-C<sub>6</sub>)alkyl, (C<sub>6</sub>-C<sub>10</sub>)aryl(C<sub>1</sub>-C<sub>6</sub>)alkyl and (C<sub>5</sub>-C<sub>9</sub>)heteroaryl(C<sub>1</sub>-C<sub>6</sub>)alkyl; and Ar is (C<sub>6</sub>-C<sub>10</sub>)aryl or (C<sub>5</sub>-C<sub>9</sub>)heteroaryl, each of which may be optionally substituted by (C<sub>6</sub>-C<sub>10</sub>)aryl, (C<sub>5</sub>-C<sub>9</sub>)heteroaryl, (C<sub>6</sub>-C<sub>10</sub>)aryl(C<sub>2</sub>-C<sub>6</sub>)alkenyl, (C<sub>5</sub>-C<sub>9</sub>)heteroaryl(C<sub>2</sub>-C<sub>6</sub>)alkenyl, (C<sub>2</sub>-C<sub>6</sub>)alkynyl, (C<sub>6</sub>-C<sub>10</sub>)aryl(C<sub>2</sub>-C<sub>6</sub>)alkynyl or (C<sub>5</sub>-C<sub>9</sub>)heteroaryl(C<sub>2</sub>-C<sub>6</sub>)alkynyl optionally substituted by (C<sub>1</sub>-C<sub>6</sub>)alkyl, (C<sub>1</sub>-C<sub>6</sub>)alkylamino, (C<sub>1</sub>-C<sub>6</sub>)alkylthio (C<sub>1</sub>-C<sub>6</sub>)alkoxy, trifluoromethyl, (C<sub>6</sub>-C<sub>10</sub>)aryl, (C<sub>5</sub>-C<sub>9</sub>)heteroaryl, (C<sub>6</sub>-C<sub>10</sub>)arylamino, (C<sub>6</sub>-C<sub>10</sub>)arylthio, (C<sub>6</sub>-C<sub>10</sub>)aryloxy, (C<sub>5</sub>-C<sub>9</sub>)heteroarylamino, (C<sub>5</sub>-C<sub>9</sub>)heteroarylthio, (C<sub>5</sub>-C<sub>9</sub>)heteroaryloxy, (C<sub>6</sub>-C<sub>10</sub>)aryl(C<sub>6</sub>-C<sub>10</sub>)aryl, (C<sub>3</sub>-C<sub>6</sub>)cycloalkyl, hydroxy(C<sub>1</sub>-C<sub>6</sub>)alkyl, (C<sub>1</sub>-C<sub>6</sub>)alkyl(hydroxymethylene), piperazinyl, (C<sub>6</sub>-C<sub>10</sub>)aryl(C<sub>1</sub>-C<sub>6</sub>)alkoxy, (C<sub>5</sub>-C<sub>9</sub>)heteroaryl(C<sub>1</sub>-C<sub>6</sub>)alkoxy, (C<sub>1</sub>-C<sub>6</sub>)acylamino, (C<sub>1</sub>-C<sub>6</sub>)acylthio, (C<sub>1</sub>-C<sub>6</sub>)acyloxy, (C<sub>1</sub>-C<sub>6</sub>)alkylsulfanyl, (C<sub>6</sub>-C<sub>10</sub>)arylsulfanyl, (C<sub>1</sub>-C<sub>6</sub>)alkylsulfonyl, (C<sub>6</sub>-C<sub>10</sub>)arylsulfonyl, amino, (C<sub>1</sub>-C<sub>6</sub>)alkylamino, ((C<sub>1</sub>-C<sub>6</sub>)alkyl)<sub>2</sub>amino or R<sup>3</sup>alkyl wherein R<sup>3</sup> is defined as above; halo, hydroxy, (C<sub>1</sub>-C<sub>6</sub>)alkyl or (C<sub>1</sub>-C<sub>6</sub>)alkoxy wherein the alkyl or alkoxy groups may be optionally substituted by (C<sub>1</sub>-C<sub>6</sub>)alkylamino, (C<sub>1</sub>-C<sub>6</sub>)alkylthio, (C<sub>1</sub>-C<sub>6</sub>)alkoxy, trifluoromethyl, (C<sub>6</sub>-C<sub>10</sub>)aryl, (C<sub>5</sub>-C<sub>9</sub>)heteroaryl, (C<sub>6</sub>-C<sub>10</sub>)arylamino, (C<sub>6</sub>-C<sub>10</sub>)arylthio, (C<sub>6</sub>-C<sub>10</sub>)aryloxy, (C<sub>5</sub>-C<sub>9</sub>)heteroarylamino, (C<sub>5</sub>-C<sub>9</sub>)heteroarylthio, (C<sub>5</sub>-C<sub>9</sub>)heteroaryloxy, (C<sub>6</sub>-C<sub>10</sub>)aryl(C<sub>6</sub>-C<sub>10</sub>)aryl, (C<sub>3</sub>-C<sub>6</sub>)cycloalkyl, hydroxy(C<sub>1</sub>-C<sub>6</sub>)alkyl, (C<sub>1</sub>-C<sub>6</sub>)alkyl(hydroxymethylene), piperazinyl, (C<sub>6</sub>-C<sub>10</sub>)aryl(C<sub>1</sub>-C<sub>6</sub>)alkoxy, (C<sub>5</sub>-C<sub>9</sub>)heteroaryl(C<sub>1</sub>-C<sub>6</sub>)alkoxy, (C<sub>1</sub>-C<sub>6</sub>)acylamino, (C<sub>1</sub>-C<sub>6</sub>)acylthio, (C<sub>1</sub>-C<sub>6</sub>)acyloxy, (C<sub>1</sub>-C<sub>6</sub>)alkylsulfanyl, (C<sub>6</sub>-C<sub>10</sub>)arylsulfanyl, (C<sub>1</sub>-C<sub>6</sub>)alkylsulfonyl, (C<sub>6</sub>-C<sub>10</sub>)arylsulfonyl, amino, (C<sub>1</sub>-C<sub>6</sub>)alkylamino or ((C<sub>1</sub>-C<sub>6</sub>)alkyl)<sub>2</sub>amino; (C<sub>2</sub>-C<sub>6</sub>)alkenyl, (C<sub>6</sub>-C<sub>10</sub>)aryl(C<sub>2</sub>-C<sub>6</sub>)alkenyl, (C<sub>6</sub>-C<sub>9</sub>)heteroaryl(C<sub>2</sub>-C<sub>6</sub>)alkenyl, (C<sub>2</sub>-C<sub>6</sub>)alkynyl, (C<sub>6</sub>-C<sub>10</sub>)aryl(C<sub>2</sub>-C<sub>6</sub>)alkynyl, (C<sub>5</sub>-C<sub>9</sub>)heteroaryl(C<sub>2</sub>-C<sub>6</sub>)alkynyl, (C<sub>1</sub>-C<sub>6</sub>)alkylamino, (C<sub>1</sub>-C<sub>6</sub>)alkylthio, (C<sub>1</sub>-C<sub>6</sub>)alkoxy, trifluoromethyl, (C<sub>1</sub>-C<sub>6</sub>)alkyl (difluoromethylene), (C<sub>1</sub>-C<sub>3</sub>)alkyl(difluoromethylene)(C<sub>1</sub>-C<sub>3</sub>)alkyl, (C<sub>6</sub>-C<sub>10</sub>)aryl, (C<sub>5</sub>-C<sub>9</sub>)heteroaryl, (C<sub>6</sub>-C<sub>10</sub>)arylamino, (C<sub>6</sub>-C<sub>10</sub>)arylthio, (C<sub>6</sub>-C<sub>10</sub>)aryloxy, (C<sub>5</sub>-C<sub>9</sub>)heteroarylamino, (C<sub>5</sub>-C<sub>9</sub>)heteroarylthio, (C<sub>5</sub>-C<sub>9</sub>)heteroaryloxy, (C<sub>3</sub>-C<sub>6</sub>)cycloalkyl, (C<sub>1</sub>-C<sub>6</sub>)alkyl(hydroxymethylene), piperidyl, (C<sub>1</sub>-C<sub>6</sub>)alkylpiperidyl, (C<sub>1</sub>-C<sub>6</sub>)acylamino, (C<sub>1</sub>-C<sub>6</sub>)acylthio, (C<sub>1</sub>-C<sub>6</sub>)acyloxy, R<sup>3</sup>(C<sub>1</sub>-C<sub>6</sub>)alkyl or R<sup>3</sup>(C<sub>1</sub>-C<sub>6</sub>)alkoxy wherein R<sup>3</sup> is (C<sub>1</sub>-C<sub>6</sub>)acylpiperazino, (C<sub>6</sub>-C<sub>10</sub>)arylpiperazino, (C<sub>5</sub>-C<sub>9</sub>)heteroarylpiperazino, (C<sub>1</sub>-C<sub>6</sub>)alkylpiperazino, (C<sub>6</sub>-C<sub>10</sub>)aryl(C<sub>1</sub>-C<sub>6</sub>)alkylpiperazino, (C<sub>5</sub>-C<sub>9</sub>)heteroaryl(C<sub>1</sub>-C<sub>6</sub>)alkylpiperazino, morpholino, thiomorpholino, piperidino, pyrrolidino, piperidyl, (C<sub>1</sub>-C<sub>6</sub>)alkylpiperidyl, (C<sub>6</sub>-C<sub>10</sub>)arylpiperidyl, (C<sub>5</sub>-C<sub>9</sub>)heteroarylpiperidyl, (C<sub>1</sub>-C<sub>6</sub>)alkylpiperidyl(C<sub>1</sub>-C<sub>6</sub>)alkyl, (C<sub>6</sub>-C<sub>10</sub>)arylpiperidyl(C<sub>1</sub>-C<sub>6</sub>)alkyl, (C<sub>5</sub>-C<sub>9</sub>)heteroarylpiperidyl(C<sub>1</sub>-C<sub>6</sub>)alkyl, (C<sub>1</sub>-C<sub>6</sub>)acylpiperidyl, or a group of the formula



wherein r and D are as defined above;

15 with the proviso that when q is 1 and X and Y are both  $CR^1R^2$  wherein one of either  $R^1$  or  $R^2$  must be hydrogen, p must be 1;

with the proviso that when q is 0, the compound of formula I is not bicyclic; and

with the proviso that when the broken line of formula I represents a double bond,  $R^2$  does not exist.

20 The term "alkyl", as used herein, unless otherwise indicated, includes saturated monovalent hydrocarbon radicals having straight, branched or cyclic moieties or combinations thereof.

The term "alkoxy", as used herein, includes alkyl-O groups wherein "alkyl" is defined above.

25 The term "aryl", as used herein, unless otherwise indicated, includes an organic radical derived from an aromatic hydrocarbon by removal of one hydrogen, such as phenyl or naphthyl, optionally substituted by 1 to 3 substituents independently selected from the group consisting of fluoro, chloro, cyano, nitro, trifluoromethyl,  $(C_1-C_6)$ alkoxy,  $(C_6-C_{10})$ aryloxy, trifluoromethoxy, difluoromethoxy and  $(C_1-C_6)$ alkyl.

30 The term "heteroaryl", as used herein, unless otherwise indicated, includes an organic radical derived from an aromatic heterocyclic compound by removal of one hydrogen, such as pyridyl, furyl, pyrrolyl, thienyl, isothiazolyl, imidazolyl, benzimidazolyl, tetrazolyl, pyrazinyl, pyrimidyl, quinolyl, isoquinolyl, benzofuryl, isobenzofuryl, benzothienyl, pyrazolyl, indolyl, isoindolyl, purinyl, carbazolyl, isoxazolyl, thiazolyl, oxazolyl, benzthiazolyl or benzoxazolyl, optionally substituted by 1 to 2 substituents independently selected from the group consisting of fluoro, chloro, trifluoromethyl,  $(C_1-C_6)$ alkoxy,  $(C_6-C_{10})$ aryloxy, trifluoromethoxy, difluoromethoxy and  $(C_1-C_6)$ alkyl.

The term "acyl", as used herein, unless otherwise indicated, includes a radical of the general formula RCO wherein R is alkyl, alkoxy, aryl, arylalkyl or arylalkyloxy and the terms "alkyl" or "aryl" are as defined above.

The term "acyloxy", as used herein, includes acyl-O groups wherein "acyl" is defined above.

35 Preferred compounds of formula I include those wherein q is 0 or 2.

Other preferred compounds of formula I include those wherein q is 0 or 1

Other preferred compounds of formula I include those wherein n is 2

Other preferred compounds of formula I include those wherein X and Y are both  $CR^1R^2$  wherein  $R^1$  and  $R^2$  are hydrogen.

40 Other preferred compounds of formula I include those wherein Ar is methoxyphenyl, phenoxyphenyl, benzoxyphenyl or halophenyl

More preferred compounds of formula I include those wherein q is 0, p is 1, m is 2, X and Y are  $CR^1R^2$  are hydrogen and Ar is methoxyphenyl, phenoxyphenyl or benzoxyphenyl.

45 More preferred compounds of formula I include those wherein q is 0, p is 0, m is 2, X and Y are  $CR^1R^2$  are hydrogen and Ar is methoxyphenyl, phenoxyphenyl or benzoxyphenyl.

50 The present invention also relates to a pharmaceutical composition for (a) the treatment of a condition selected from the group consisting of arthritis, cancer, tissue ulceration, restenosis, periodontal disease, epidermolysis bullosa, scleritis and other diseases characterized by matrix metalloproteinase activity, AIDS, sepsis, septic shock and other diseases involving the production of tumor necrosis factor or (b) the inhibition of matrix metalloproteinases or the production of tumor necrosis factor in a mammal, including a human, comprising an amount of a compound of formula I or a pharmaceutically acceptable salt thereof, effective in such treatments or inhibition and a pharmaceutically acceptable carrier.

55 The present invention also relates to a method for the inhibition of (a) matrix metalloproteinases or (b) the production of tumor necrosis factor (TNF) in a mammal, including a human, comprising administering to said mammal an effective amount of a compound of formula I or a pharmaceutically acceptable salt thereof.

The present invention also relates to a method for treating a condition selected from the group consisting of arthritis, cancer, tissue ulceration, restenosis, periodontal disease, epidermolysis bullosa, scleritis and other diseases characterized by matrix metalloproteinase activity, AIDS, sepsis, septic shock and other diseases involving the production of

tumor necrosis factor (TNF) in a mammal, including a human, comprising administering to said mammal an amount of a compound of formula I or a pharmaceutically acceptable salt thereof, effective in treating such a condition.

Detailed Description of the Invention

5

The following reaction Schemes illustrate the preparation of the compounds of the present invention. Unless otherwise indicated p, q, X, Y, Z and Ar in the reaction Schemes and the discussion that follow are defined as above.

10

15

20

25

30

35

40

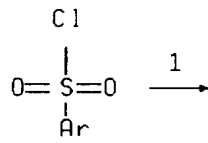
45

50

55

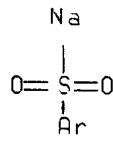
SCHEME 1

5

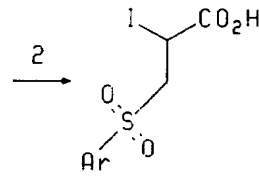


VII

10



VI

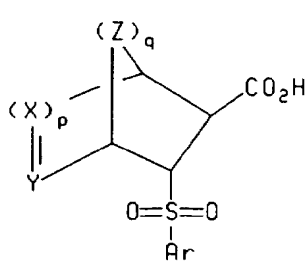


V

15

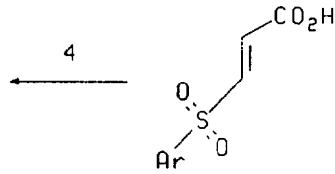


20



III

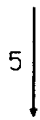
25



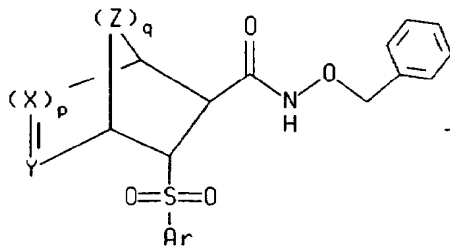
IV

30

35

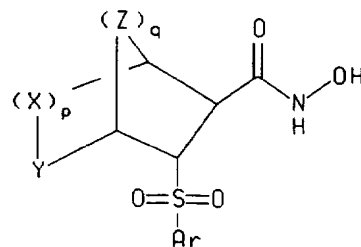


40



II

45



I

50

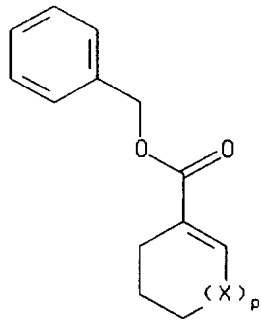
55

## SCHEME 2

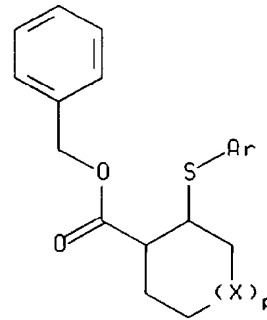
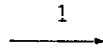
5

10

15



XII

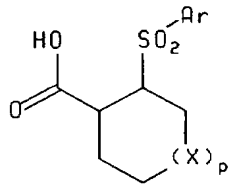


XIII

20

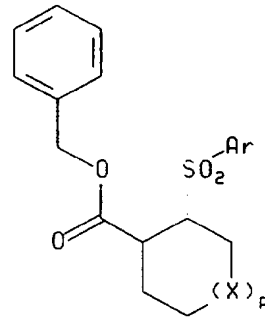
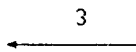
2

25



IX

30

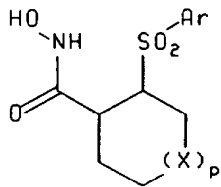


X

35

4

40



VIII

45

50

55

## SCHEME 3

5

10

15

20

25

30

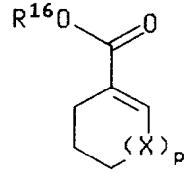
35

40

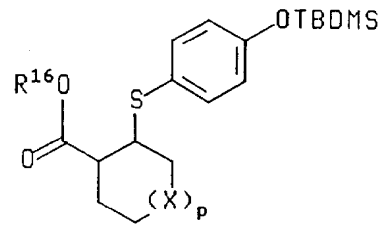
45

50

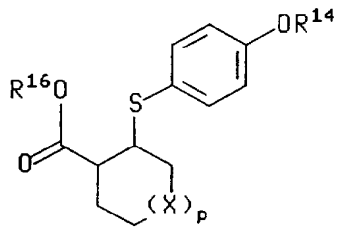
55



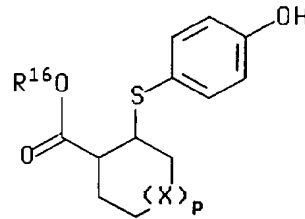
XIX



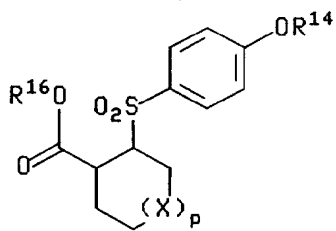
XVIII



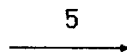
XVI



XVII



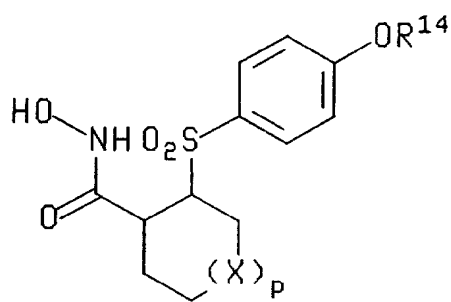
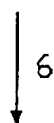
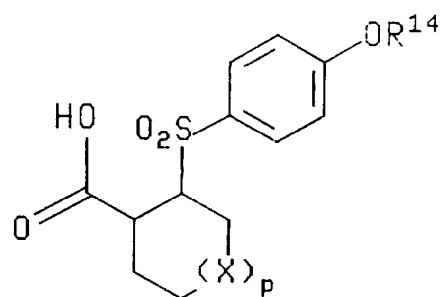
XV



XIV

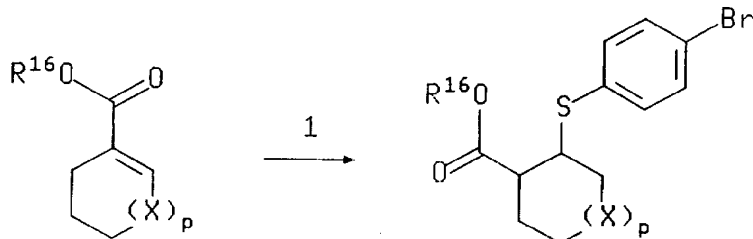


## SCHEME 3 (Continued)



## SCHEME 4

5

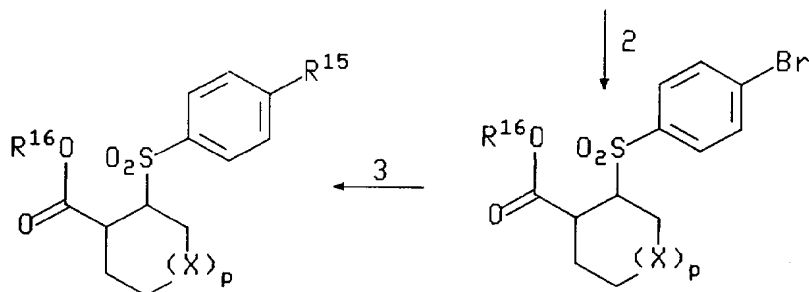


10

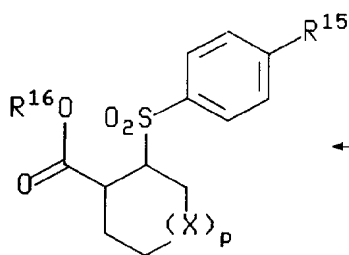
XXIV

XXIII

15



20

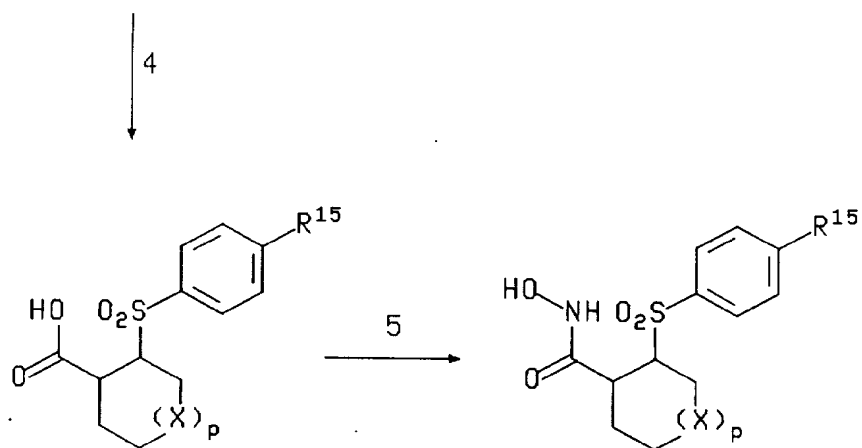


25

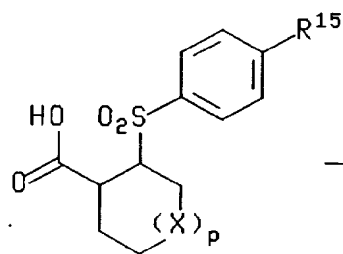
XXI

XXII

30



35



40

XX

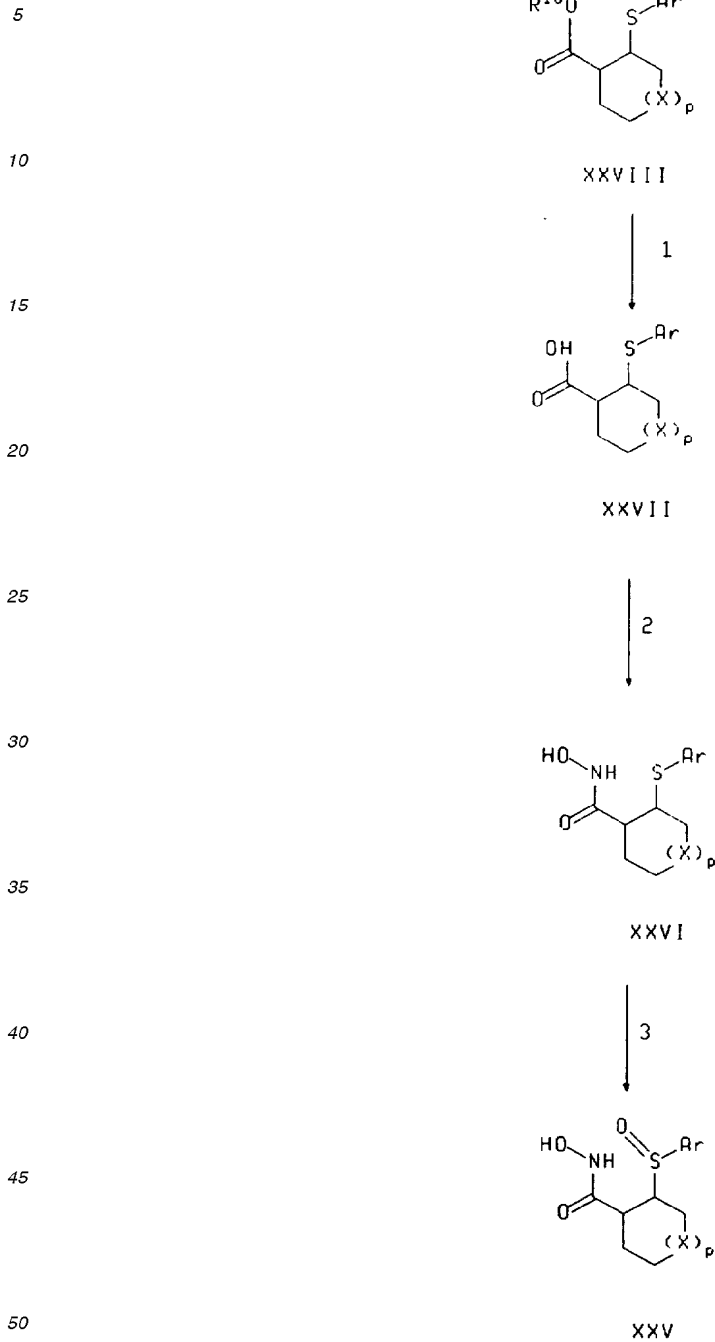
XIX

45

50

55

## SCHEME 5



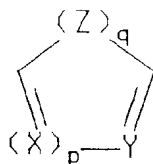
In reaction 1 of Scheme 1, the aryl sulfonyl chloride compound of formula **VII** is converted to the corresponding sodium aryl sulfinate compound of formula **VI** by reacting **VII** with sodium iodide in the presence of a polar aprotic solvent, such as acetone, under inert atmosphere. The reaction mixture is stirred, at room temperature, for a time period between about 12 hours to about 18 hours, preferably about 15 hours.

In reaction 2 of Scheme 1, the compound of formula **VI** is converted to the corresponding 2-iodo-3-(aryl) sulfonyl propionic acid compound of formula **V** by reacting **VI** with acrylic acid and iodine in the presence of a polar aprotic

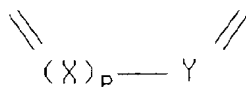
solvent, such as methylene chloride. The reaction mixture is stirred under inert atmosphere, at room temperature, for a time period between about 2.5 days to about 3.5 days, preferably about 3 days.

In reaction 3 of Scheme 1, the compound of formula V is converted to the corresponding (E)-3-(aryl)sulfonyl-prop-2-enoic acid compound of formula IV by treating V with a base, such as triethylamine, under inert atmosphere. The reaction is stirred, at room temperature, for a time period between about 10 hours to about 14 hours, preferably about 12 hours

In reaction 4 of Scheme 1, the compound of formula IV is converted to the corresponding carboxylic acid compound of formula III by heating IV with an excess amount of a compound of the formula



wherein q is 1 and p is 1, or an excess amount of the diene compound of the formula



wherein q is 0 and p is 1, to reflux in the presence of a polar aprotic solvent, such as toluene, for a time period between about 40 hours to about 56 hours, preferably about 48 hours.

In reaction 5 of Scheme 1, the compound of formula III is converted to the corresponding N-(benzyloxy)-carboxamide compound of formula III by reacting II with benzylhydroxylaminehydrochloride, dimethylaminopyridine and dicyclohexylcarbodiimide in the presence of a polar aprotic solvent, such as methylene chloride, under inert atmosphere. The reaction mixture is stirred, at room temperature, for a time period between about 15 hours to about 25 hours, preferably about 20 hours.

In reaction 6 of Scheme 1, the compound of formula II is converted to the corresponding hydroxamic acid compound of formula I by treating II with hydrogen in the presence of a catalyst, such as 5% palladium on barium sulfate, and a polar aprotic solvent, such as methanol. The reaction mixture is stirred for a time period between about 2 hours to about 4 hours, preferably about 3 hours.

In reaction 1 of Scheme 2, the cycloalkenecarboxylate compound of formula XII, wherein p is 0 or 1 and X is CH<sub>2</sub>, is converted to the corresponding arylthiocycloalkenecarboxylate compound of formula XI by adding a solution of XII in a polar aprotic solvent, such as tetrahydrofuran, to a solution of an arylthio compound of the formula ArSH and a base, such as butyl lithium, in a polar aprotic solvent, such as tetrahydrofuran, under inert atmosphere, at a temperature between about -75°C to about -85°C, preferably about -78°C. The reaction mixture is allowed to warm to ambient temperature over a time period between about 10 hours to about 14 hours, preferably about 12 hours.

In reaction 2 of Scheme 2, the compound of formula XI is oxidized to the corresponding sulfone compound of formula X by treating XI with a suitable oxidant, such as a catalytic amount of osmium tetroxide, and a reoxidant, such as N-methylmorpholine oxide, in a polar protic solvent, such as isopropanol. The reaction is carried out in a polar protic solvent, such as isopropanol, for a time period between about 4 hours to about 24 hours, preferably about 12 hours.

In reaction 3 of Scheme 2, the compound of formula X is converted to the corresponding carboxylic acid compound of formula IX by cleaving the ester moiety of X by either hydrolysis using a suitable base, such as sodium hydroxide, in a polar solvent, such as aqueous tetrahydrofuran, or hydrogenolysis using hydrogen in the presence of a polar solvent, such as methanol, and a catalyst, such as 10% palladium on carbon, under a pressure between about 40 psi to about 60 psi, preferably about 50 psi. The reaction is stirred for a time period between about 2 hours to about 12 hours, preferably about 8 hours.

In reaction 4 of Scheme 2, the carboxylic acid compound of formula IX is converted to the corresponding hydroxamic acid compound of formula VIII by treating II with 1-(3-dimethylaminopropyl)-3-ethylcarbodiimide and 1-hydroxybenzotriazole in a polar solvent, such as dimethylformamide, followed by the addition of hydroxylamine to the reaction mixture after a time period between about 15 minutes to about 1 hour, preferably about 30 minutes. The hydroxylamine is preferably generated *in situ* from a salt form, such as hydroxylamine hydrochloride, in the presence of a base, such as N-methylmorpholine. Alternatively, a protected derivative of hydroxylamine or its salt form, where the hydroxyl group

is protected as a tert-butyl, benzyl or allyl ether, may be used in the presence of (benzotriazol-1-yloxy)tris(dimethylamino) phosphonium hexafluorophosphate and a base, such as N-methylmorpholine. Removal of the hydroxylamine protecting group is carried out by hydrogenolysis for a benzyl protecting group or treatment with a strong acid, such as trifluoroacetic acid, for a tert-butyl protecting group. The allyl protecting group may be removed by treatment with tributyltinhydride and acetic acid in the presence of catalytic bis(triphenylphosphine) palladium (II) chloride. N,O-bis(4-methoxybenzyl)hydroxylamine may also be used as the protected hydroxylamine derivative where deprotection is achieved using a mixture of methanesulfonic acid and trifluoroacetic acid.

In reaction 1 of Scheme 3, the compound of formula **XIX**, wherein p is 0 or 1, X is CH<sub>2</sub> and R<sup>16</sup> is a protecting group, such as benzyl, is converted to corresponding compound of formula **XVIII**, by reacting **XIX** with a 4-tert-butylidimethylsilylarylothio compound, according to the procedure described above in reaction 1 of Scheme 2.

In reaction 2 of Scheme 3, the compound of formula **XVIII** is converted to the corresponding compound of formula **XVII** by the addition of aqueous hydrofluoric acid to a solution of **XVIII** in a polar aprotic solvent, such as acetonitrile. The reaction mixture is stirred, at room temperature, for a time period between about 2 hours to about 5 hours, preferably about 4 hours.

In reaction 3 of Scheme 3, the compound of formula **XVII** is converted to the corresponding compound of formula **XVI**, wherein R<sup>14</sup> is hydrogen or (C<sub>1</sub>-C<sub>6</sub>)alkyl optionally substituted by (C<sub>1</sub>-C<sub>6</sub>)alkylamino, (C<sub>1</sub>-C<sub>6</sub>)alkylthio, (C<sub>1</sub>-C<sub>6</sub>)alkoxy, trifluoromethyl, (C<sub>6</sub>-C<sub>10</sub>)aryl, (C<sub>5</sub>-C<sub>9</sub>)heteroaryl, (C<sub>6</sub>-C<sub>10</sub>)arylamino, (C<sub>6</sub>-C<sub>10</sub>)arylthio, (C<sub>6</sub>-C<sub>10</sub>)aryloxy, (C<sub>5</sub>-C<sub>9</sub>)heteroarylamino, (C<sub>5</sub>-C<sub>9</sub>)heteroarylthio, (C<sub>5</sub>-C<sub>9</sub>)heteroaryloxy, (C<sub>6</sub>-C<sub>10</sub>)aryl(C<sub>6</sub>-C<sub>10</sub>)aryl, (C<sub>3</sub>-C<sub>6</sub>)cycloalkyl, hydroxy(C<sub>1</sub>-C<sub>6</sub>)alkyl, (C<sub>1</sub>-C<sub>6</sub>)alkyl(hydroxymethylene), piperazinyl, (C<sub>6</sub>-C<sub>10</sub>)aryl(C<sub>1</sub>-C<sub>6</sub>)alkoxy, (C<sub>5</sub>-C<sub>9</sub>)heteroaryl(C<sub>1</sub>-C<sub>6</sub>)alkoxy, (C<sub>1</sub>-C<sub>6</sub>)acylamino, (C<sub>1</sub>-C<sub>6</sub>)acylthio, (C<sub>1</sub>-C<sub>6</sub>)acyloxy, (C<sub>1</sub>-C<sub>6</sub>)alkylsulfinyl, (C<sub>6</sub>-C<sub>10</sub>)arylsulfinyl, (C<sub>1</sub>-C<sub>6</sub>)alkylsulfonyl, (C<sub>6</sub>-C<sub>10</sub>)arylsulfonyl, amino, (C<sub>1</sub>-C<sub>6</sub>)alkylamino or ((C<sub>1</sub>-C<sub>6</sub>)alkyl)<sub>2</sub>amino; or R<sup>3</sup>alkyl wherein R<sup>3</sup> is defined as above, by stirring **XVII** and suitable primary or secondary alcohol in a polar aprotic solvent, such as tetrahydrofuran, under inert atmosphere. A azidodicarboxylate, such as diethylazidodicarboxylate, and a trialkyl or triarylphosphine, such as triphenylphosphine, are added and the resulting reaction mixture is stirred for a time period between about 10 hours to about 14 hours, preferably about 12 hours.

In reaction 4 of Scheme 3, the compound of formula **XVI** is oxidized to the corresponding sulfone compound of formula **XV** according to the procedure described above in reaction 2 of Scheme 2.

In reaction 5 of Scheme 3, the compound of formula **XV** is converted to the carboxylic acid compound of formula **XIV** according to the procedure described in reaction 3 of Scheme 2.

In reaction 6 of Scheme 3, the compound of formula **XVI** is converted to the corresponding hydroxamic acid compound of formula **XIII** according to the procedure described above in reaction 4 of Scheme 2.

In reaction 1 of Scheme 4, the compound of formula **XXIV**, wherein p is 0 or 1, X is CH<sub>2</sub> and R<sup>16</sup> is a protecting group, such as benzyl, is converted to the corresponding compound of formula **XXIII** by reacting **XXIV** with a 4-halothiophenol, such as 4-bromothiophenol, according to the procedure described above in reaction 1 of Scheme 2.

In reaction 2 of Scheme 4, the compound of formula **XXIII** is converted to the corresponding compound of formula **XXII** according to procedures described above in reaction 4 of Scheme 3.

In reaction 3 of Scheme 4, the compound of formula **XXII** is converted to the corresponding compound of formula **XXI**, wherein R<sup>15</sup> is hydrogen, (C<sub>6</sub>-C<sub>10</sub>)aryl(C<sub>2</sub>-C<sub>6</sub>)alkenyl, (C<sub>5</sub>-C<sub>9</sub>)heteroaryl(C<sub>2</sub>-C<sub>6</sub>)alkenyl, (C<sub>2</sub>-C<sub>6</sub>)alkynyl, (C<sub>6</sub>-C<sub>10</sub>)aryl(C<sub>2</sub>-C<sub>6</sub>)alkynyl, (C<sub>6</sub>-C<sub>9</sub>)heteroaryl(C<sub>2</sub>-C<sub>6</sub>)alkynyl, (C<sub>6</sub>-C<sub>10</sub>)aryl or (C<sub>5</sub>-C<sub>9</sub>)heteroaryl optionally substituted by (C<sub>1</sub>-C<sub>6</sub>)alkyl, (C<sub>1</sub>-C<sub>6</sub>)alkylamino, (C<sub>1</sub>-C<sub>6</sub>)alkylthio, (C<sub>1</sub>-C<sub>6</sub>)alkoxy, trifluoromethyl, (C<sub>6</sub>-C<sub>10</sub>)aryl, (C<sub>5</sub>-C<sub>9</sub>)heteroaryl, (C<sub>6</sub>-C<sub>10</sub>)arylamino, (C<sub>6</sub>-C<sub>10</sub>)arylthio, (C<sub>6</sub>-C<sub>10</sub>)aryloxy, (C<sub>5</sub>-C<sub>9</sub>)heteroarylamino, (C<sub>5</sub>-C<sub>9</sub>)heteroarylthio, (C<sub>5</sub>-C<sub>9</sub>)heteroaryloxy, (C<sub>6</sub>-C<sub>10</sub>)aryl(C<sub>6</sub>-C<sub>10</sub>)aryl, (C<sub>3</sub>-C<sub>6</sub>)cycloalkyl, hydroxy(C<sub>1</sub>-C<sub>6</sub>)alkyl, (C<sub>1</sub>-C<sub>6</sub>)alkyl(hydroxymethylene), piperazinyl, (C<sub>6</sub>-C<sub>10</sub>)aryl(C<sub>1</sub>-C<sub>6</sub>)alkoxy, (C<sub>5</sub>-C<sub>9</sub>)heteroaryl(C<sub>1</sub>-C<sub>6</sub>)alkoxy, (C<sub>1</sub>-C<sub>6</sub>)acylamino, (C<sub>1</sub>-C<sub>6</sub>)acylthio, (C<sub>1</sub>-C<sub>6</sub>)acyloxy, (C<sub>1</sub>-C<sub>6</sub>)alkylsulfinyl, (C<sub>6</sub>-C<sub>10</sub>)arylsulfinyl, (C<sub>1</sub>-C<sub>6</sub>)alkylsulfonyl, (C<sub>6</sub>-C<sub>10</sub>)arylsulfonyl, amino, (C<sub>1</sub>-C<sub>6</sub>)alkylamino or ((C<sub>1</sub>-C<sub>6</sub>)alkyl)<sub>2</sub>amino; or R<sup>3</sup>alkyl wherein R<sup>3</sup> is defined as above. Coupling partners could be aryl or heteroaryl boronic acids, aryl or heteroaryl stannanes or vinyl compounds.

In reaction 4 of Scheme 4, the compound of formula **XXI** is converted to the corresponding compound of formula **XX** according to the procedure described above in reaction 3 of Scheme 2.

In reaction 5 of Scheme 4, the compound of formula **XX** is converted to the corresponding compound of formula **XIX** according to the procedure described above in reaction 4 of Scheme 2.

In reaction 1 of Scheme 5, the compound of formula **XXVIII**, wherein p is 0 or 1, X is CH<sub>2</sub> and R<sup>16</sup> is a protecting group, such as benzyl, is converted to the corresponding compound of formula **XXVII** according to the procedure described above in reaction 3 of Scheme 2.

In reaction 2 of Scheme 5, the compound of formula **XXVII** is converted to the corresponding compound of formula **XXVI** according to the procedure described above in reaction 4 of Scheme 2.

In reaction 3 of Scheme 5, the thioether compound of formula **XXVI** is oxidized to the corresponding sulfoxide compound of formula **XXV** using a suitable oxidising agent, such as m-chloroperbenzoic acid, in a polar aprotic solvent, such as dichloromethane, at a temperature between about -10°C to about 10°C, preferably about 0°C, for a period of

time between about 30 minutes to about 4 hours, preferably about 2 hours.

Pharmaceutically acceptable salts of the acidic compounds of the invention are salts formed with bases, namely cationic salts such as alkali and alkaline earth metal salts, such as sodium, lithium, potassium, calcium, magnesium, as well as ammonium salts, such as ammonium, trimethyl-ammonium, diethylammonium, and tris-(hydroxymethyl)-methylammonium salts

Similarly acid addition salts, such as of mineral acids, organic carboxylic and organic sulfonic acids e.g. hydrochloric acid, methanesulfonic acid, maleic acid, are also possible provided a basic group, such as pyridyl, constitutes part of the structure.

The ability of the compounds of formula I or their pharmaceutically acceptable salts (hereinafter also referred to as the compounds of the present invention) to inhibit matrix metalloproteinases or the production of tumor necrosis factor (TNF) and, consequently, demonstrate their effectiveness for treating diseases characterized by matrix metalloproteinase or the production of tumor necrosis factor is shown by the following *in vitro* assay tests.

### Biological Assay

#### Inhibition of Human Collagenase (MMP-1)

Human recombinant collagenase is activated with trypsin using the following ratio: 10 µg trypsin per 100 µg of collagenase. The trypsin and collagenase are incubated at room temperature for 10 minutes then a five fold excess (50 µg/10 µg trypsin) of soybean trypsin inhibitor is added.

10 mM stock solutions of inhibitors are made up in dimethyl sulfoxide and then diluted using the following Scheme:

10 mM -----> 120 µM -----> 12 µM -----> 1.2 µM -----> 0.12 µM

Twenty-five microliters of each concentration is then added in triplicate to appropriate wells of a 96 well microfluor plate. The final concentration of inhibitor will be a 1:4 dilution after addition of enzyme and substrate. Positive controls (enzyme, no inhibitor) are set up in wells D1-D6 and blanks (no enzyme, no inhibitors) are set in wells D7-D12.

Collagenase is diluted to 400 ng/ml and 25 µl is then added to appropriate wells of the microfluor plate. Final concentration of collagenase in the assay is 100 ng/ml.

Substrate (DNP-Pro-Cha-Gly-Cys(Me)-His-Ala-Lys(NMA)-NH<sub>2</sub>) is made as a 5 mM stock in dimethyl sulfoxide and then diluted to 20 µM in assay buffer. The assay is initiated by the addition of 50 µl substrate per well of the microfluor plate to give a final concentration of 10 µM.

Fluorescence readings (360 nm excitation, 460 nm emission) were taken at time 0 and then at 20 minute intervals. The assay is conducted at room temperature with a typical assay time of 3 hours.

Fluorescence vs time is then plotted for both the blank and collagenase containing samples (data from triplicate determinations is averaged). A time point that provides a good signal (the blank) and that is on a linear part of the curve (usually around 120 minutes) is chosen to determine IC<sub>50</sub> values. The zero time is used as a blank for each compound at each concentration and these values are subtracted from the 120 minute data. Data is plotted as inhibitor concentration vs % control inhibitor fluorescence divided by fluorescence of collagenase alone × 100. IC<sub>50</sub>'s are determined from the concentration of inhibitor that gives a signal that is 50% of the control.

If IC<sub>50</sub>'s are reported to be <0.03 µM then the inhibitors are assayed at concentrations of 0.3 µM, 0.03 µM, 0.03 µM and 0.003 µM.

#### Inhibition of Gelatinase (MMP-2)

Inhibition of gelatinase activity is assayed using the Dnp-Pro-Cha-Gly-Cys(Me)-His-Ala-Lys(NMA)-NH<sub>2</sub> substrate (10 µM) under the same conditions as inhibition of human collagenase (MMP-1).

72kD gelatinase is activated with 1 mM APMA (p-aminophenyl mercuric acetate) for 15 hours at 4°C and is diluted to give a final concentration in the assay of 100 mg/ml. Inhibitors are diluted as for inhibition of human collagenase (MMP-1) to give final concentrations in the assay of 30 µM, 3 µM, 0.3 µM and 0.03 µM. Each concentration is done in triplicate.

Fluorescence readings (360 nm excitation, 460 nm emission) are taken at time zero and then at 20 minutes intervals for 4 hours

IC<sub>50</sub>'s are determined as per inhibition of human collagenase (MMP-1). If IC<sub>50</sub>'s are reported to be less than 0.03 µM, then the inhibitors are assayed at final concentrations of 0.3 µM, 0.03 µM, 0.003 µM and 0.003 µM.

Inhibition of Stromelysin Activity (MMP-3)

Inhibition of stromelysin activity is based on a modified spectrophotometric assay described by Weingarten and Feder (Weingarten, H. and Feder, J., Spectrophotometric Assay for Vertebrate Collagenase, Anal. Biochem. 147: 437-440 (1985)). Hydrolysis of the thio peptolide substrate [Ac-Pro-Leu-Gly-SCH[CH<sub>2</sub>CH(CH<sub>3</sub>)<sub>2</sub>]CO-Leu-Gly-OC<sub>2</sub>H<sub>5</sub>] yields a mercaptan fragment that can be monitored in the presence of Ellman's reagent.

Human recombinant prostromelysin is activated with trypsin using a ratio of 1 µl of a 10 mg/ml trypsin stock per 26 µg of stromelysin. The trypsin and stromelysin are incubated at 37°C for 15 minutes followed by 10 µl of 10 mg/ml soybean trypsin inhibitor for 10 minutes at 37°C for 10 minutes at 37°C to quench trypsin activity.

Assays are conducted in a total volume of 250 µl of assay buffer (200 mM sodium chloride, 50 mM MES, and 10 mM calcium chloride, pH 6.0) in 96-well microliter plates. Activated stromelysin is diluted in assay buffer to 25 µg/ml. Ellman's reagent (3-Carboxy-4-nitrophenyl disulfide) is made as a 1M stock in dimethyl formamide and diluted to 5 mM in assay buffer with 50 µl per well yielding at 1 mM final concentration

10 mM stock solutions of inhibitors are made in dimethyl sulfoxide and diluted serially in assay buffer such that addition of 50 µL to the appropriate wells yields final concentrations of 3 µM, 0.3 µM, 0.003 µM, and 0.0003 µM. All conditions are completed in triplicate.

A 300 mM dimethyl sulfoxide stock solution of the peptide substrate is diluted to 15 mM in assay buffer and the assay is initiated by addition of 50 µl to each well to give a final concentration of 3 mM substrate. Blanks consist of the peptide substrate and Ellman's reagent without the enzyme. Product formation was monitored at 405 nm with a Molecular Devices UVmax plate reader.

IC<sub>50</sub> values were determined in the same manner as for collagenase.

Inhibition of MMP-13

Human recombinant MMP-13 is activated with 2mM APMA (p-aminophenyl mercuric acetate) for 1.5 hours, at 37°C and is diluted to 400 mg/ml in assay buffer (50 mM Tris, pH 7.5, 200 mM sodium chloride, 5mM calcium chloride, 20µM zinc chloride, 0.02% brij). Twenty-five microliters of diluted enzyme is added per well of a 96 well microfluor plate. The enzyme is then diluted in a 1:4 ratio in the assay by the addition of inhibitor and substrate to give a final concentration in the assay of 100 mg/ml.

10 mM stock solutions of inhibitors are made up in dimethyl sulfoxide and then diluted in assay buffer as per the inhibitor dilution scheme for inhibition of human collagenase (MMP-1): Twenty-five microliters of each concentration is added in triplicate to the microfluor plate. The final concentrations in the assay are 30 µM, 3µM, 0.3 µM, and 0.03 µM.

Substrate (Dnp-Pro-Cha-Gly-Cys(Me)-His-Ala-Lys(NMA)-NH<sub>2</sub>) is prepared asfor inhibition of human collagenase (MMP-1) and 50 µl is added to each well to give a final assay concentration of 10 µM. Fluorescence readings (360 nM excitation; 450 emission) are taken at time 0 and every 5 minutes for 1 hour.

Positive controls consist of enzyme and substrate with no inhibitor and blanks consist of substrate only.

IC<sub>50</sub>'s are determined as per inhibition of human collagenase (MMP-1). If IC<sub>50</sub>'s are reported to be less than 0.03 µM, inhibitors are then assayed at final concentrations of 0.3 µM, 0.03 µM, 0.003 µM and 0.0003 µM.

Inhibition of TNF Production

The ability of the compounds or the pharmaceutically acceptable salts thereof to inhibit the production of TNF and, consequently, demonstrate their effectiveness for treating diseases involving the production of TNF is shown by the following in vitro assay:

Human mononuclear cells were isolated from anti-coagulated human blood using a one-step Ficoll-hypaque separation technique. (2) The mononuclear cells were washed three times in Hanks balanced salt solution (HBSS) with divalent cations and resuspended to a density of 2 x 10<sup>6</sup>/ml in HBSS containing 1% BSA. Differential counts determined using the Abbott Cell Dyn 3500 analyzer indicated that monocytes ranged from 17 to 24% of the total cells in these preparations.

180µ of the cell suspension was aliquoted into flate bottom 96 well plates (Costar). Additions of compounds and LPS (100ng/ml final concentration) gave a final volume of 200µl. All conditions were performed in triplicate. After a four hour incubation at 37°C in an humidified CO<sub>2</sub> incubator, plates were removed and centrifuged (10 minutes at approximately 250 x g) and the supernatants removed and assayed for TNFα using the R&D ELISA Kit.

For administration to humans for the inhibition of matrix metalloproteinases or the production of tumor necrosis factor, a variety of conventional routes may be used including orally, parenterally and topically. In general, the active compound will be administered orally or parenterally at dosages between about 0.1 and 25 mg/kg body weight of the subject to be treated per day, preferably from about 0.3 to 5 mg/kg. However, some variation in dosage will necessarily occur depending on the condition of the subject being treated. The person responsible for administration will, in any

event, determine the appropriate dose for the individual subject.

The compounds of the present invention can be administered in a wide variety of different dosage forms, in general, the compounds of this invention are present in such dosage forms at concentration levels ranging from about 5.0% to about 70% by weight.

For oral administration, tablets containing various excipients such as microcrystalline cellulose, sodium citrate, calcium carbonate, dicalcium phosphate and glycine may be employed along with various disintegrants such as starch (and preferably corn, potato or tapioca starch), alginic acid and certain complex silicates, together with granulation binders like polyvinylpyrrolidone, sucrose, gelatin and acacia. Additionally, lubricating agents such as magnesium stearate, sodium lauryl sulfate and talc are often very useful for tableting purposes. Solid compositions of a similar type may also be employed as fillers in gelatin capsules; preferred materials in this connection also include lactose or milk sugar as well as high molecular weight polyethylene glycols. When aqueous suspensions and/or elixirs are desired for oral administration, the active ingredient may be combined with various sweetening or flavoring agents, coloring matter or dyes, and emulsifying and/or suspending agents as well, together with such diluents as water, ethanol, propylene glycol, glycerin and various like combinations thereof.

For parenteral administration (intramuscular, intraperitoneal, subcutaneous and intravenous use) a sterile injectable solution of the active ingredient is usually prepared. Solutions of a therapeutic compound of the present invention in either sesame or peanut oil or in aqueous propylene glycol may be employed. The aqueous solutions should be suitably adjusted and buffered, preferably at a pH of greater than 8, if necessary and the liquid diluent first rendered isotonic. These aqueous solutions are suitable for intravenous injection purposes. The oily solutions are suitable for intraarticular, intramuscular and subcutaneous injection purposes. The preparation of all these solutions under sterile conditions is readily accomplished by standard pharmaceutical techniques well known to those skilled in the art.

Additionally, it is possible to administer the compounds of the present invention topically, e.g., when treating inflammatory conditions of the skin and this may be done by way of creams, jellies, gels, pastes, and ointments, in accordance with standard pharmaceutical practice.

The present invention is illustrated by the following examples, but is not limited to the details thereof.

#### **EXAMPLE 1**

##### **N-Hydroxy-3-(4-phenoxy-benzenesulfonyl)-bicyclo[2.2.2]octane-2-carboxamide**

A mixture of O-benzyl hydroxamate (0.17 grams; 0.36 mmol) and 5% palladium or barium sulfate (0.30 grams) in methanol (50 mL) was placed under an atmosphere of hydrogen (40 psi) and shaken vigorously for 3 hours. The reaction mixture was then filtered and concentrated in vacuo to provide a glassy solid (0.15g). Purification via flash chromatography (30:70:2.5:0.5 of ethyl acetate:hexanes:acetic acid:methanol) on silica gel produced the pure hydroxamic acid as an off-white foamy solid (96 mg; 60%). M.P. 89.9-91.8°C; <sup>1</sup>H NMR (250 MHz, D<sub>4</sub>-MeOH) δ 7.80 (d, 2H, J=8.6 Hz), 7.43 (t, 2H, J = 7.6 Hz), 7.23 (t, 1H, J = 7.3 Hz), 7.11 (t, 4H, J = 9.1 Hz), 3.88 (d, 1H, J= 7.7 Hz), 2.84 (d, 1H, J = 7.2 Hz), 2.18 (br s, 2H), 1.80-1.40 (m, 4H); <sup>13</sup>C NMR (75.5 MHz, D<sub>4</sub>-MeOH) δ 21.5, 25.9, 26.6, 27.4, 32.3, 42.4, 63.6, 118.8, 121.5, 126.2, 131.3, 132.0, 133.1, 156.6, 164.1, 171.8; IR (drifts): 3303-3230, 2943, 2870, 1665, 1582, 1488, 1247, 1143 cm<sup>-1</sup>. HRMS: calculated for C<sub>21</sub>H<sub>24</sub>NO<sub>5</sub> 402.1375; Found 402.1352.

#### **EXAMPLE 2**

##### **3-(4-phenoxy-benzenesulfonyl)-bicyclo[2.2.2]oct-5-ene-2-carboxylic acid**

A stirred solution of vinyl sulfone-carboxylate (0.34 grams; 1.1 mmol) and 1,3-cyclohexadiene (5-mL, excess) in dry toluene (10 mL) was heated to reflux (120°C) for 48 hours. The reaction was concentrated in vacuo to give a blue-green oil (0.73 grams) which was purified via flash chromatography (20% ethyl acetate, 2% acetic acid, 2% methanol in hexanes on silica gel) to give the bicyclic sulfone as a light yellow oil (0.24 grams; 56%). Major Diastereomer: <sup>1</sup>H NMR (250 MHz, CDCl<sub>3</sub>) δ 7.85-7.74 (m, 2H), 7.44-7.37 (m, 2H), 7.22 (c, 1H), 7.10-7.01 (m, 4H), 6.30 (t, 1H, J = 6.9 Hz), 6.11 (t, 1H, J = 6.9 Hz), 3.13 (d, 1H, J = 4.9 Hz), 2.89 (dd, 1H, J = 5.8, 2.1 Hz), 2.63-2.57 (m, 2H), 1.90-1.16 (m, 4H). LRMS: 385 (M + 1), 402 (M + 18).

#### **EXAMPLE 3**

##### **N-Hydroxy-2-(4-methoxybenzenesulfonyl)-cyclohexane-1-carboxamide**

N-Butyl lithium (0.56ml of a 2.5M solution in hexanes) was added to a stirred solution of 4-methoxythiophenol (1.94 grams, 13.9 mmol) in tetrahydrofuran (40ml) at -78°C under a nitrogen atmosphere. After 1 hour a solution of benzyl



1-cyclohexene-1-carboxylate (6 grams, 27.8 mmol) in tetrahydrofuran (5 ml) was added by cannula and the reaction mixture was allowed to warm to room temperature over 12 hours. The reaction was quenched with saturated sodium chloride solution and diluted with ethyl acetate. The organic layer was separated, dried over sodium sulfate and concentrated. The crude mixture was purified by silica gel chromatography (elution with 98% hexane/2% ethyl acetate) to provide benzyl-2-(4-methoxybenzenethio)-1-cyclohexane-1-carboxylate.

Osmium tetroxide (1.85ml of a 2.5% solution in 2-methyl-2-propanol) was added to a stirred solution of benzyl-2-(4-methoxybenzenethio)-1-cyclohexane-1-carboxylate (3.3 grams, 9.27 mmol) and 4-methylmorpholine N-oxide (2.71 grams, 23.2 mmol) in aqueous acetone (40ml water/80ml acetone) at room temperature. After 2 hours the solvent was removed *in vacuo* and the residue was partitioned between dilute hydrochloric acid and ethyl acetate. The ethyl acetate layer was washed with brine, dried (sodium sulfate) and concentrated. The crude mixture was purified by silica gel chromatography (elution with 90% hexane/10% ethyl acetate) to provide benzyl-2-(4-methoxybenzenesulfonyl)-1-cyclohexane-1-carboxylate.

Benzyl-2-(4-methoxybenzenesulfonyl)-1-cyclohexane-1-carboxylate (3.1 grams, 8.0 mmol) was dissolved in 300ml ethyl alcohol. 10% Palladium on carbon (0.3 grams) was added and the reaction mixture was heated at 60°C under a pressure of 50psi hydrogen for 12 hours. The mixture was cooled, the catalyst removed by filtration and the solvent concentrated. The crude mixture was purified by silica gel chromatography (elution with 95% dichloromethane/5% methanol) to provide 2-(4-methoxybenzenethio)-1-cyclohexane-1-carboxylate.

1-Hydroxybenzotriazole (0.49grams, 3.6mmol) and 1-(3-dimethylaminopropyl)-3-ethylcarbodiimide (0.69 grams, 3.6 mmol) were added to a stirred solution of 2-(4-methoxybenzenesulfonyl)-1-cyclohexane-1-carboxylate (0.9 grams, 3.0 mmol) in dimethylformamide (20ml) at room temperature. After 30 minutes hydroxylamine hydrochloride (0.83 grams, 12.0 mmol) and triethylamine (1.83 grams, 18.1 mmol) were added and the mixture was stirred for 12 hours. The reaction mixture was diluted with ethyl acetate and washed with sodium bicarbonate solution. The organic layer was washed with 2M hydrochloric acid, then brine and dried (sodium sulfate) before concentrating. The product was purified by recrystallization (ethyl acetate/methanol) to give N-hydroxy-2-(4-methoxybenzenesulfonyl)-cyclohexane-1-carboxamide as a crystalline solid. The relative stereochemistry of the two substituents at the ring junction was shown to be *cis* by X-ray crystallography. Mass spectrum (thermospray):  $m/z$  331.1 ( $MNH_4^+$ ).  $^1H$  NMR ( $CDCl_3$ , 400MHz, ppm)  $\delta$  9.00 (s, 1H), 7.80 (d, 2H), 7.05 (d, 1H), 3.90 (s, 3H), 3.15 (dt, 1H), 3.10 (m, 1H), 2.20-1.85 (m, 4H), 1.80-1.20 (m, 6H). Analysis found: C, 53.69; H, 6.15; N, 4.37.  $C_{14}H_{19}NSO_6$  requires C, 53.66; H, 6.11; N, 4.47.

#### EXAMPLE 4

##### N-Hydroxy-2-(4-(2-N-phthalimido)ethoxy-benzenesulfonyl)-cyclohexane-1-carboxamide

N-Butyl lithium (1.5ml a 2.5M solution in hexanes) was added to a stirred solution of 4-*t*-butyldimethylsilyloxythiophenol (4.8 grams, 61.7 mmol) in tetrahydrofuran (300ml) at -78°C under a nitrogen atmosphere. After 1 hour a solution of benzyl 1-cyclohexene-1-carboxylate (8 grams, 37 mmol) in tetrahydrofuran (15 ml) was added by cannula and the reaction mixture was allowed to warm to room temperature over 12 hours. The reaction was quenched with saturated sodium chloride solution and diluted with ethyl acetate. The organic layer was separated, dried (sodium sulfate) and concentrated. The crude mixture was purified by silica gel chromatography (elution with 98% hexane/2% ethyl acetate) to provide benzyl-2-(4-(1-*t*-butyldimethylsilyloxybenzenethio)-1-cyclohexane-1-carboxylate).

Hydrofluoric acid (5ml of a 40% aqueous solution) was added to a stirred solution of benzyl-2-(4-(1-*t*-butyldimethylsilyloxybenzenethio)-1-cyclohexane-1-carboxylate (5 grams, 11.3 mmol) in acetonitrile (50ml) at room temperature. After 12 hours the reaction mixture was poured into aqueous ammonium chloride and extracted with dichloromethane. The organics were dried (sodium sulfate) and concentrated. The crude mixture was purified by silica gel chromatography (elution with 97% dichloromethane/3% methanol) to provide benzyl-2-(4-hydroxybenzenethio)-1-cyclohexane-1-carboxylate.

Benzyl-2-(4-hydroxybenzenethio)-1-cyclohexane-1-carboxylate (1 gram, 2.92 mmol) and N-(2-hydroxyethyl)phthalimide (0.56 grams, 292 mmol) were dissolved in tetrahydrofuran (30ml) and stirred at 0°C under a nitrogen atmosphere. Triphenylphosphine (0.84 grams, 3.22 mmol) and diethylazodicarboxylate (0.61 grams, 3.51 mmol) were then added and the solution was stirred for 12 hours at 50°C. The mixture was concentrated and the residue partitioned between ethyl acetate and water. The organic layer was dried (sodium sulfate) and concentrated. The crude mixture was purified by silica gel chromatography (elution with 99% dichloromethane/1% methanol) to provide benzyl-2-(4-(2-N-phthalimido)ethoxybenzenethio)-1-cyclohexane-1-carboxylate.

Osmium tetroxide (0.38ml of a 2.5% solution in 2-methyl-2-propanol) was added to a stirred solution of benzyl-2-(4-(2-N-phthalimido)ethoxy-benzenethio)-1-cyclohexane-1-carboxylate (0.98 grams, 1.91 mmol) and 4-methylmorpholine N-oxide (0.56 grams, 4.77 mmol) in aqueous acetone (7ml water/14ml acetone) at room temperature. After 12 hours the solvent was removed *in vacuo* and the residue was partitioned between dilute hydrochloric acid and ethyl

acetate. The ethyl acetate layer was washed with brine, dried (sodium sulfate) and concentrated. The crude mixture was purified by silica gel chromatography (elution with 99% dichloromethane/1% methanol) to provide benzyl-2-(4-(2-N-phthalimido)ethoxy-benzenesulfonyl)-1-cyclohexane-1-carboxylate.

5 Benzyl-2-(4-(2-N-phthalimido)ethoxy-benzenesulfonyl)-1-cyclohexane-1-carboxylate (0.54 grams, 1.0 mmol) was dissolved in 60ml ethyl alcohol. 10% Palladium on carbon (60mg) was added and the reaction mixture was heated at 60°C under a pressure of 50psi hydrogen for 12 hours. The mixture was cooled, the catalyst removed by filtration and the solvent concentrated. The crude mixture was purified by silica gel chromatography (elution with 98% dichloromethane/2% methanol) to provide 2-(4-(2-N-phthalimido)ethoxy-benzenesulfonyl)-1-cyclohexane-1-carboxylate.

10 1-Hydroxybenzotriazole (78 mg, 0.58 mmol) and 1-(3-dimethylaminopropyl)-3-ethylcarbodiimide (0.11 grams, 0.58 mmol) were added to a stirred solution of 2-(4-(2-N-phthalimido)ethoxy-benzenesulfonyl)-1-cyclohexane-1-carboxylate (0.22grams,0.48 mmol) in dimethylformamide (5ml) at room temperature. After 30 minutes hydroxylamine hydrochloride (0.13 grams, 1.92 mmol) and triethylamine (0.29 grams, 2.89 mmol) were added and the mixture was stirred for 12 hours. The reaction mixture was diluted with ethyl acetate and washed with sodium bicarbonate solution. The organic layer was washed with 2M hydrochloric acid, then brine and dried (sodium sulfate) before concentrating. The product was purified by silica gel chromatography (elution with 98% dichloromethane/2% methanol) to provide N-hydroxy-2-(4-(2-N-phthalimido)ethoxy-benzenesulfonyl)-cyclohexane-1-carboxamide, Mass spectrum (thermospray): m/Z 473 (MH<sup>+</sup>). <sup>1</sup>H NMR (CDCl<sub>3</sub>, 400MHz, ppm) δ 7.90-7.80 (m, 4H), 7.75 (d, 2H), 7.10 (d, 2H), 4.40 (t, 2H), 4.10 (t, 2H), 2.80 (m, 1H), 2.40 (dt, 1H), 1.90-1.20 (m, 8H). Analysis found: C, 57.85; H, 5.30; N, 5.94. C<sub>23</sub>H<sub>24</sub>N<sub>2</sub>SO<sub>7</sub>. H<sub>2</sub>O requires C, 57.37; H, 5.23; N, 5.82.

20 The title compounds of Example 5-6 were prepared by a method analogous to that described in Example 4.

#### **EXAMPLE 5**

##### **N-Hydroxy -2-4-(benzyloxy)benzenesulfonyl)-cyclohexane-1-carboxamide**

25 Mass spectrum (thermospray): m/Z 407.1 (MNH<sub>4</sub><sup>+</sup>). <sup>1</sup>H NMR (CDCl<sub>3</sub>, 400 MHz, ppm) δ 7.80 (d, 2H), 7.50-7.30 (m, 5H), 7.20 (d, 2H), 5.20 (d, 2H), 2.80 (m, 1H), 2.40 (dt, 1H), 1.90-1.30 (m,8H). Analysis found: C, 59.90; H, 5.83; N, 3.08. C<sub>20</sub>H<sub>23</sub>NSO<sub>5</sub>. 0.5H<sub>2</sub>O requires C, 60.28; H, 6.07; N, 3.52.

#### **EXAMPLE 6**

##### **N-Hydroxy-2-4-(4-methoxyphenpropyloxy)benzenesulfonyl)-cyclohexane-1-carboxamide**

35 Mass spectrum (thermospray): m/Z 449.2 (MH<sup>+</sup>). <sup>1</sup>H NMR (CDCl<sub>3</sub>, 400MHz, ppm) δ 9.30 (1H, br s), 7.75 (2H, d), 7.10 (d, 2H), 7.00 (d, 2H), 6.85 (d, 2H), 4.60 (d, 1H), 4.00 (t, 2H), 3.85 (m, 1H), 3.80 (s, 3H), 3.10 (dt, 1H), 2.75 (t, 3H), 2.25 (d, 1H), 2.10 (m, 2H), 1.70-1.10 (m, 8H).

#### **EXAMPLE 7**

##### **N-Hydroxy-2-4-2-methoxy-5-pyridyl)-benzenesulfonyl)-cyclohexane-1-carboxamide**

45 N-Butyl lithium (0.92ml of a 2.5M solution in hexanes) was added to a stirred solution of 4-bromothiophenol (4.37 grams, 23 mmol) in tetrahydrofuran (30ml) at -78°C under a nitrogen atmosphere. After 1 hour a solution of benzyl 1-cyclohexene-1-carboxylate (5 grams, 23 mmol) in tetrahydrofuran (10ml) was added by cannula and the reaction mixture was allowed to warm to room temperature over 12 hours. The reaction was quenched with saturated sodium chloride solution and diluted with ethyl acetate. The organic layer was separated, dried (sodium sulfate) and concentrated. The crude mixture was purified by silica gel chromatography (elution with 95% hexane/5% ethyl acetate) to provide benzyl-2-(4-bromobenzenethio)-1-cyclohexane-1-carboxylate.

50 Osmium tetroxide (1.53ml of a 2.5% solution in 2-methyl-2-propanol) was added to a stirred solution of benzyl-2-(4-bromobenzenethio)-1-cyclohexane-1-carboxylate (3.1 grams, 7.65 mmol) and 4-methylmorpholine N-oxide (2.24 grams, 19 mmol) in aqueous acetone (15 ml water/30ml acetone) at room temperature. After 12 hours the solvent was removed in vacuo and the residue was partitioned between dilute hydrochloric acid and ethyl acetate. The ethyl acetate layer was washed with brine, dried (sodium sulfate) and concentrated. The crude mixture was purified by silica gel chromatography (elution with dichloromethane) to provide benzyl-2-(4-bromobenzenesulfonyl)-1-cyclohexane-1-carboxylate.

55 Tetrakis-(triphenylphosphine)palladium (65mg, 0.057 mmol) was added to a stirred solution of 2-methoxypyridyl-5-boronic acid (460mg, 2.4 mmol) and benzyl-2-(4-bromobenzenesulfonyl)-1-cyclohexane-1-carboxylate (712mg, 1.6 mmol) in a mixture of toluene (9 ml), ethanol (5ml) and saturated sodium bicarbonate solution (4 ml). The mixture was

refluxed for 3 hours after which time the organic solvent was removed by evaporation. The residue was extracted with ethyl acetate and the organics were washed with water and saturated sodium chloride solution. The organics were dried (sodium sulfate) and concentrated. The crude mixture was purified by silica gel chromatography (elution with 99% dichloromethane/1% methanol) to provide benzyl-2-(4-(2-methoxy-5-pyridyl)-benzenesulfonyl)-1-cyclohexane-1-carboxylate.

Benzyl-2-(4-(2-methoxy-5-pyridyl)-benzenesulfonyl)-1-cyclohexane-1-carboxylate (230 mg, 0.49 mmol) was dissolved in 20ml ethanol. 10% Palladium on carbon (30 mg) was added and the reaction mixture was heated at 60°C under a pressure of 50psi hydrogen for 12 hours. The mixture was cooled, the catalyst removed by filtration and the solvent concentrated. The crude mixture was purified by silica gel chromatography (elution with 95% dichloromethane/5% methanol) to provide 2-(4-(5-(2-methoxy-5-pyridyl)benzenesulfonyl)-1-cyclohexane-1-carboxylate.

1-Hydroxybenzotriazole (80 mg, 0.6 mmol) and 1-(3-dimethylaminopropyl)-3-ethylcarbodiimide (143 mg, 0.7 mmol) were added to a stirred solution of 2-(4-(2-methoxy-5-pyridyl)-benzenesulfonyl)-1-cyclohexane-1-carboxylate (200 mg, 0.5 mmol) in dichloromethane (8 ml) at room temperature. After 30 minutes tert-butyl dimethylsilylhydroxylamine (157mg, 1 mmol) and 4-methylmorpholine (0.14ml, 1 mmol) were added and the mixture was stirred for 12 hours. The solvent was removed and the reaction mixture was stirred for 2 hours in methanol/water (10ml/4 ml). The reaction mixture was concentrated and the crude mixture was purified by silica gel chromatography (elution with 98% dichloromethane/2% methanol) to provide N-hydroxy-2-(4-(2-methoxy-5-pyridyl)benzenesulfonyl)-cyclohexane-1-carboxamide. Mass spectrum (thermospray): m/Z 391 (MH<sup>+</sup>), 408 (MNH<sub>4</sub><sup>+</sup>). <sup>1</sup>H NMR (CDCl<sub>3</sub>, 400MHz, ppm) δ 8.40 (s, 1H), 7.90 (d, 2H), 7.80 (d, 1H), 7.65 (d, 2H), 6.80 (d, 1H), 4.00 (s, 3H), 3.20 (m, 1H), 3.05 (m, 1H), 2.30-1.20 (m, 8H).

### **EXAMPLE 8**

#### **N-Hydroxy-2-(4-bromobenzenesulfoxy)-cyclohexane-1-carboxamide**

N-Butyl lithium (2.86 ml of a 2.5M solution in hexanes) was added to a stirred solution of 4-bromothiophenol (14.8 grams, 78.5 mmol) in (300ml) at -78°C under a nitrogen atmosphere. After 1 hour a solution of methyl 1-cyclohexene-1-carboxylate (10 grams, 71.4 mmol) in tetrahydrofuran (20 ml) was added by cannula and the reaction mixture was allowed to warm to room temperature over 12 hours. The reaction was quenched with saturated sodium chloride solution and diluted with ethyl acetate. The organic layer was separated, dried (sodium sulfate) and concentrated. The crude mixture was dissolved in dioxane (250 ml) and water (80ml) and 2M sodium hydroxide solution (100 ml) was added. The mixture was stirred for 12 hours and then the pH was adjusted to pH 1-3 with concentrated hydrochloric acid. The dioxane was removed by evaporation and the product was extracted into dichloromethane. The organic layer was dried (sodium sulfate) and concentrated. The crude mixture was purified by silica gel chromatography (elution with 30% ethyl acetate/70% hexane) to provide 2-(4-bromobenzenethio)-1-cyclohexane-1-carboxylate (contaminated with cyclohexene-1-carboxylate).

1-Hydroxybenzotriazole (1.9 grams, 14 mmol) and 1-(3-dimethylaminopropyl)-3-ethylcarbodiimide (2.69 grams, 14 mmol) were added to a stirred solution of 2-(4-bromobenzenethio)-1-cyclohexane-1-carboxylate (3.69 grams, 11.6 mmol) in dimethylformamide (50ml) at room temperature. After 30 minutes hydroxylamine hydrochloride (3.25 grams, 47 mmol) and triethylamine (9.7ml, 70 mmol) were added and the mixture was stirred for 12 hours. The solvent was removed and the reaction mixture was extracted from water with ethyl acetate. The organics were concentrated and the crude mixture was purified by silica gel chromatograph (elution with 98% dichloromethane/2% methanol) to provide N-hydroxy-2-(4-bromobenzenethio)cyclohexane-1-carboxamide.

m-Chloroperbenzoic acid (273 mg, 0.8 mmol of 50% pure solid) was added to a stirred solution of N-hydroxy-2-(4-bromobenzenethio)-cyclohexane-1-carboxamide (290 mg, 0.88 mmol) in dichloromethane (5ml) at 0°C. After 2 hours the mixture was diluted with further dichloromethane and washed with brine. The organic layer was dried (sodium sulfate) and concentrated. The crude mixture was purified by silica gel chromatography (elution with 98% dichloromethane/2% methanol) to provide N-hydroxy-2-(4-bromobenzenesulfoxy)-cyclohexane-1-carboxamide. Mass spectrum (thermospray): m/Z 346 (MH<sup>+</sup>). <sup>1</sup>H NMR (CDCl<sub>3</sub>, 400 MHz, ppm) δ 10.50 (br s, 1H), 7.70 (d, 2H), 7.55 (d, 2H), 2.95 (m, 1H), 2.80 (m, 1H), 2.20-2.00 (m, 2H), 1.90-1.10 (m, 6H).

### **EXAMPLE 9**

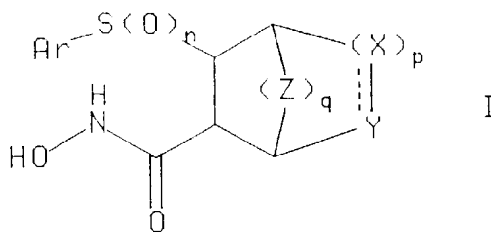
#### **N-hydroxy-2-(4-methoxybenzenesulfoxy)-cyclohexane-1-carboxamide**

The title compound of Example 9 was prepared by a method analogous to that described in Example 8.

Mass spectrum (thermospray): m/Z 298.0 (MH<sup>+</sup>). <sup>1</sup>H NMR (CDCl<sub>3</sub>, 400MHz, ppm) δ 7.60 (d, 2H), 7.10 (d, 2H), 3.90 (s, 3H), 3.00 (m, 1H), 2.90 (m, 1H), 2.25 (m, 1H), 2.10-1.40 (m, 7H).

## Claims

1. A compound of the formula



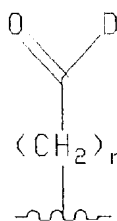
or a pharmaceutically acceptable salt thereof, wherein the broken line represents an optional double bond;

n is 0, 1 or 2;

p is 0 or 1;

q is 0, 1 or 2;

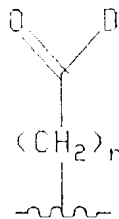
X, Y and Z are each independently CR<sup>1</sup>R<sup>2</sup> wherein R<sup>1</sup> and R<sup>2</sup> are each independently hydrogen, (C<sub>1</sub>-C<sub>6</sub>)alkyl optionally substituted by (C<sub>1</sub>-C<sub>6</sub>)alkylamino, (C<sub>1</sub>-C<sub>6</sub>)alkylthio, (C<sub>1</sub>-C<sub>6</sub>)alkoxy, trifluoromethyl, (C<sub>6</sub>-C<sub>10</sub>)aryl, (C<sub>5</sub>-C<sub>9</sub>)heteroaryl, (C<sub>6</sub>-C<sub>10</sub>)arylamino, (C<sub>6</sub>-C<sub>10</sub>)arylthio, (C<sub>6</sub>-C<sub>10</sub>)aryloxy, (C<sub>5</sub>-C<sub>9</sub>)heteroarylamino, (C<sub>5</sub>-C<sub>9</sub>)heteroarylthio, (C<sub>5</sub>-C<sub>9</sub>)heteroaryloxy, (C<sub>6</sub>-C<sub>10</sub>)aryl(C<sub>6</sub>-C<sub>10</sub>)aryl, (C<sub>3</sub>-C<sub>6</sub>)cycloalkyl, hydroxy(C<sub>1</sub>-C<sub>6</sub>)alkyl, (C<sub>1</sub>-C<sub>6</sub>)alkyl(hydroxymethylene), piperazinyl, (C<sub>6</sub>-C<sub>10</sub>)aryl(C<sub>1</sub>-C<sub>6</sub>)alkoxy, (C<sub>5</sub>-C<sub>9</sub>)heteroaryl(C<sub>1</sub>-C<sub>6</sub>)alkoxy, (C<sub>1</sub>-C<sub>6</sub>)acylamino, (C<sub>1</sub>-C<sub>6</sub>)acylthio, (C<sub>1</sub>-C<sub>6</sub>)acyloxy, (C<sub>1</sub>-C<sub>6</sub>)alkylsulfinyl, (C<sub>6</sub>-C<sub>10</sub>)arylsulfinyl, (C<sub>1</sub>-C<sub>6</sub>)alkylsulfonyl, (C<sub>6</sub>-C<sub>10</sub>)arylsulfonyl, amino, (C<sub>1</sub>-C<sub>6</sub>)alkylamino or ((C<sub>1</sub>-C<sub>6</sub>)alkyl)<sub>2</sub>amino; (C<sub>2</sub>-C<sub>6</sub>)alkenyl, (C<sub>6</sub>-C<sub>10</sub>)aryl(C<sub>2</sub>-C<sub>6</sub>)alkenyl, (C<sub>5</sub>-C<sub>9</sub>)heteroaryl(C<sub>2</sub>-C<sub>6</sub>)alkenyl, (C<sub>2</sub>-C<sub>6</sub>)alkynyl, (C<sub>6</sub>-C<sub>10</sub>)aryl(C<sub>2</sub>-C<sub>6</sub>)alkynyl, (C<sub>5</sub>-C<sub>9</sub>)heteroaryl(C<sub>2</sub>-C<sub>6</sub>)alkynyl, (C<sub>1</sub>-C<sub>6</sub>)alkylamino, (C<sub>1</sub>-C<sub>6</sub>)alkylthio, (C<sub>1</sub>-C<sub>6</sub>)alkoxy, trifluoromethyl, (C<sub>1</sub>-C<sub>6</sub>)alkyl (difluoromethylene), (C<sub>1</sub>C<sub>3</sub>)alkyl(difluoromethylene)(C<sub>1</sub>-C<sub>3</sub>)alkyl, (C<sub>6</sub>-C<sub>10</sub>)aryl, (C<sub>5</sub>-C<sub>9</sub>)heteroaryl, (C<sub>6</sub>-C<sub>10</sub>)arylamino, (C<sub>6</sub>-C<sub>10</sub>)arylthio, (C<sub>6</sub>-C<sub>10</sub>)aryloxy, (C<sub>5</sub>-C<sub>9</sub>)heteroarylamino, (C<sub>5</sub>-C<sub>9</sub>)heteroarylthio, (C<sub>5</sub>-C<sub>9</sub>)heteroaryloxy, (C<sub>3</sub>-C<sub>6</sub>)cycloalkyl, (C<sub>1</sub>-C<sub>6</sub>)alkyl(hydroxymethylene), piperidyl, (C<sub>1</sub>-C<sub>6</sub>)alkylpiperidyl, (C<sub>1</sub>-C<sub>6</sub>)acylamino, (C<sub>1</sub>-C<sub>6</sub>)acylthio, (C<sub>1</sub>-C<sub>6</sub>)acyloxy, R<sup>3</sup>(C<sub>1</sub>-C<sub>6</sub>)alkyl wherein R<sup>3</sup> is (C<sub>1</sub>-C<sub>6</sub>)acylpiperazino, (C<sub>6</sub>-C<sub>10</sub>)arylpiperazino, (C<sub>5</sub>-C<sub>9</sub>)heteroarylpiperazino, (C<sub>1</sub>-C<sub>6</sub>)alkylpiperazino, (C<sub>6</sub>-C<sub>10</sub>)aryl(C<sub>1</sub>-C<sub>6</sub>)alkylpiperazino, (C<sub>5</sub>-C<sub>9</sub>)heteroaryl(C<sub>1</sub>-C<sub>6</sub>)alkylpiperazino, morpholino, thiomorpholino, piperidino, pyrrolidino, piperidyl, (C<sub>1</sub>-C<sub>6</sub>)alkylpiperidyl, (C<sub>6</sub>-C<sub>10</sub>)aryl-piperidyl, (C<sub>5</sub>-C<sub>9</sub>)heteroarylpiperidyl, (C<sub>1</sub>-C<sub>6</sub>)alkylpiperidyl(C<sub>1</sub>-C<sub>6</sub>)alkyl, (C<sub>6</sub>-C<sub>10</sub>)arylpiperidyl(C<sub>1</sub>-C<sub>6</sub>)alkyl, (C<sub>6</sub>-C<sub>9</sub>)heteroarylpiperidyl(C<sub>1</sub>-C<sub>6</sub>)alkyl, (C<sub>1</sub>-C<sub>6</sub>)acylpiperidyl, or a group of the formula



wherein r is 0 to 6:

D is hydroxy, (C<sub>1</sub>-C<sub>6</sub>)alkoxy or NR<sup>4</sup>R<sup>5</sup> wherein R<sup>4</sup> and R<sup>5</sup> are each independently selected from the group consisting of hydrogen, (C<sub>1</sub>-C<sub>6</sub>)alkyl optionally substituted by (C<sub>1</sub>-C<sub>6</sub>)alkylpiperidyl, (C<sub>6</sub>-C<sub>10</sub>)arylpiperidyl, (C<sub>5</sub>-C<sub>9</sub>)heteroarylpiperidyl, (C<sub>6</sub>-C<sub>10</sub>)aryl, (C<sub>5</sub>-C<sub>9</sub>)heteroaryl, (C<sub>6</sub>-C<sub>10</sub>)aryl(C<sub>6</sub>-C<sub>10</sub>)aryl or (C<sub>3</sub>-C<sub>6</sub>)cycloalkyl; piperidyl, (C<sub>1</sub>-C<sub>6</sub>)alkylpiperidyl, (C<sub>6</sub>-C<sub>10</sub>)arylpiperidyl, (C<sub>5</sub>-C<sub>9</sub>)heteroarylpiperidyl, (C<sub>1</sub>-C<sub>6</sub>)acylpiperidyl, (C<sub>6</sub>-C<sub>10</sub>)aryl, (C<sub>5</sub>-C<sub>9</sub>)heteroaryl, (C<sub>6</sub>-C<sub>10</sub>)aryl(C<sub>6</sub>-C<sub>10</sub>)aryl, (C<sub>3</sub>-C<sub>6</sub>)cycloalkyl, R<sup>6</sup>(C<sub>2</sub>-C<sub>6</sub>)alkyl, (C<sub>1</sub>-C<sub>6</sub>)alkyl(CHR<sup>6</sup>)(C<sub>1</sub>-C<sub>6</sub>)alkyl wherein R<sup>6</sup> is hydroxy, (C<sub>1</sub>-C<sub>6</sub>)acyloxy, (C<sub>1</sub>-C<sub>6</sub>)alkoxy, piperazino, (C<sub>1</sub>-C<sub>6</sub>)acylamino, (C<sub>1</sub>-C<sub>6</sub>)alkylthio, (C<sub>6</sub>-C<sub>10</sub>)arylthio, (C<sub>1</sub>-C<sub>6</sub>)alkylsulfinyl, (C<sub>6</sub>-C<sub>10</sub>)arylsulfinyl, (C<sub>1</sub>-C<sub>6</sub>)alkylsulfoxyl, (C<sub>6</sub>-C<sub>10</sub>)arylsulfoxyl, amino, (C<sub>1</sub>-C<sub>6</sub>)alkylamino, ((C<sub>1</sub>-C<sub>6</sub>)alkyl)<sub>2</sub>amino, (C<sub>1</sub>-C<sub>6</sub>)acylpiperazino, (C<sub>1</sub>-C<sub>6</sub>)alkylpiperazino, (C<sub>6</sub>-C<sub>10</sub>)aryl(C<sub>1</sub>-C<sub>6</sub>)alkylpiperazino, (C<sub>6</sub>-C<sub>9</sub>)heteroaryl(C<sub>1</sub>-C<sub>6</sub>)alkylpiperazino, morpholino, thiomorpholino, piperidino or pyrrolidino; R<sup>7</sup>(C<sub>1</sub>-C<sub>6</sub>)alkyl, (C<sub>1</sub>-C<sub>5</sub>)alkyl(CHR<sup>7</sup>)(C<sub>1</sub>-C<sub>6</sub>)alkyl wherein R<sup>7</sup> is piperidyl or (C<sub>1</sub>-C<sub>6</sub>)alkylpiperidyl; and CH

(R<sup>8</sup>)COR<sup>9</sup> wherein R<sup>8</sup> is hydrogen, (C<sub>1</sub>-C<sub>6</sub>)alkyl, (C<sub>6</sub>-C<sub>10</sub>)aryl(C<sub>1</sub>-C<sub>6</sub>)alkyl, (C<sub>5</sub>-C<sub>9</sub>)heteroaryl(C<sub>1</sub>-C<sub>6</sub>)alkyl, (C<sub>1</sub>-C<sub>6</sub>)alkylthio(C<sub>1</sub>-C<sub>6</sub>)alkyl, (C<sub>6</sub>-C<sub>10</sub>)arylthio(C<sub>1</sub>-C<sub>6</sub>)alkyl, (C<sub>1</sub>-C<sub>6</sub>)alkylsulfinyl(C<sub>1</sub>-C<sub>6</sub>)alkyl, (C<sub>6</sub>-C<sub>10</sub>)arylsulfinyl(C<sub>1</sub>-C<sub>6</sub>)alkyl, (C<sub>1</sub>-C<sub>6</sub>)alkylsulfonyl(C<sub>1</sub>-C<sub>6</sub>)alkyl, (C<sub>6</sub>-C<sub>10</sub>)arylsulfonyl(C<sub>1</sub>-C<sub>6</sub>)alkyl, hydroxy(C<sub>1</sub>-C<sub>6</sub>)alkyl, amino(C<sub>1</sub>-C<sub>6</sub>)alkyl, (C<sub>1</sub>-C<sub>6</sub>)alkylamino(C<sub>1</sub>-C<sub>6</sub>)alkyl, ((C<sub>1</sub>-C<sub>6</sub>)alkylamino)<sub>2</sub>(C<sub>1</sub>-C<sub>6</sub>)alkyl, R<sup>10</sup>R<sup>11</sup>NCO(C<sub>1</sub>-C<sub>6</sub>)alkyl or R<sup>10</sup>OCO(C<sub>1</sub>-C<sub>6</sub>)alkyl wherein R<sup>10</sup> and R<sup>11</sup> are each independently selected from the group consisting of hydrogen, (C<sub>1</sub>-C<sub>6</sub>)alkyl, (C<sub>6</sub>-C<sub>10</sub>)aryl(C<sub>1</sub>-C<sub>6</sub>)alkyl and (C<sub>5</sub>-C<sub>9</sub>)heteroaryl(C<sub>1</sub>-C<sub>6</sub>)alkyl; and R<sup>9</sup> is R<sup>12</sup>O or R<sup>12</sup>R<sup>13</sup>N wherein R<sup>12</sup> and R<sup>13</sup> are each independently selected from the group consisting of hydrogen, (C<sub>1</sub>-C<sub>6</sub>)alkyl, (C<sub>6</sub>-C<sub>10</sub>)aryl(C<sub>1</sub>-C<sub>6</sub>)alkyl and (C<sub>5</sub>-C<sub>9</sub>)heteroaryl(C<sub>1</sub>-C<sub>6</sub>)alkyl; and Ar is (C<sub>6</sub>-C<sub>10</sub>)aryl or (C<sub>5</sub>-C<sub>9</sub>)heteroaryl, each of which may be optionally substituted by (C<sub>6</sub>-C<sub>10</sub>)aryl, (C<sub>5</sub>-C<sub>9</sub>)heteroaryl, (C<sub>6</sub>-C<sub>10</sub>)aryl(C<sub>2</sub>-C<sub>6</sub>)alkenyl, (C<sub>5</sub>-C<sub>9</sub>)heteroaryl(C<sub>2</sub>-C<sub>6</sub>)alkenyl, (C<sub>2</sub>-C<sub>6</sub>)alkynyl, (C<sub>6</sub>-C<sub>10</sub>)aryl(C<sub>2</sub>-C<sub>6</sub>)alkynyl or (C<sub>5</sub>-C<sub>9</sub>)heteroaryl(C<sub>7</sub>-C<sub>6</sub>)alkynyl optionally substituted by (C<sub>1</sub>-C<sub>6</sub>)alkyl, (C<sub>1</sub>-C<sub>6</sub>)alkylamino, (C<sub>1</sub>-C<sub>6</sub>)alkylthio, (C<sub>1</sub>-C<sub>6</sub>)alkoxy, trifluoromethyl, (C<sub>6</sub>-C<sub>10</sub>)aryl, (C<sub>5</sub>-C<sub>9</sub>)heteroaryl, (C<sub>6</sub>-C<sub>10</sub>)arylamino, (C<sub>6</sub>-C<sub>10</sub>)arylthio, (C<sub>6</sub>-C<sub>10</sub>)aryloxy, (C<sub>5</sub>-C<sub>9</sub>)heteroarylamino, (C<sub>5</sub>-C<sub>9</sub>)heteroarylthio, (C<sub>5</sub>-C<sub>9</sub>)heteroaryloxy, (C<sub>6</sub>-C<sub>10</sub>)aryl(C<sub>6</sub>-C<sub>10</sub>)aryl, (C<sub>3</sub>-C<sub>6</sub>)cycloalkyl, hydroxy(C<sub>1</sub>-C<sub>6</sub>)alkyl, (C<sub>1</sub>-C<sub>6</sub>)alkyl(hydroxymethylene), piperazinyl, (C<sub>6</sub>-C<sub>10</sub>)aryl(C<sub>1</sub>-C<sub>6</sub>)alkoxy, (C<sub>5</sub>-C<sub>9</sub>)heteroaryl(C<sub>1</sub>-C<sub>6</sub>)alkoxy, (C<sub>1</sub>-C<sub>6</sub>)acylamino, (C<sub>1</sub>-C<sub>6</sub>)acylthio, (C<sub>1</sub>-C<sub>6</sub>)acyloxy, (C<sub>1</sub>-C<sub>6</sub>)alkylsulfinyl, (C<sub>6</sub>-C<sub>10</sub>)arylsulfinyl, (C<sub>1</sub>-C<sub>6</sub>)alkylsulfonyl, (C<sub>6</sub>-C<sub>10</sub>)arylsulfonyl, amino, (C<sub>1</sub>-C<sub>6</sub>)alkylamino, ((C<sub>1</sub>-C<sub>6</sub>)alkyl)<sub>2</sub>amino or R<sup>3</sup>alkyl wherein R<sup>3</sup> is defined as above; halo, hydroxy, (C<sub>1</sub>-C<sub>6</sub>)alkyl or (C<sub>1</sub>-C<sub>6</sub>)alkoxy wherein the alkyl or alkoxy groups may be optionally substituted by (C<sub>1</sub>-C<sub>6</sub>)alkylamino, (C<sub>1</sub>-C<sub>6</sub>)alkylthio, (C<sub>1</sub>-C<sub>6</sub>)alkoxy, trifluoromethyl, (C<sub>6</sub>-C<sub>10</sub>)aryl, (C<sub>5</sub>-C<sub>9</sub>)heteroaryl, (C<sub>6</sub>-C<sub>10</sub>)arylamino, (C<sub>6</sub>-C<sub>10</sub>)arylthio, (C<sub>6</sub>-C<sub>10</sub>)aryloxy, (C<sub>5</sub>-C<sub>9</sub>)heteroarylamino, (C<sub>5</sub>-C<sub>9</sub>)heteroarylthio, (C<sub>5</sub>-C<sub>9</sub>)heteroaryloxy, (C<sub>6</sub>-C<sub>10</sub>)aryl(C<sub>6</sub>-C<sub>10</sub>)aryl, (C<sub>3</sub>-C<sub>6</sub>)cycloalkyl, hydroxy(C<sub>1</sub>-C<sub>6</sub>)alkyl, (C<sub>1</sub>-C<sub>6</sub>)alkyl(hydroxymethylene), piperazinyl, (C<sub>6</sub>-C<sub>10</sub>)aryl(C<sub>1</sub>-C<sub>6</sub>)alkoxy, (C<sub>5</sub>-C<sub>9</sub>)heteroaryl(C<sub>1</sub>-C<sub>6</sub>)alkoxy, (C<sub>1</sub>-C<sub>6</sub>)acylamino, (C<sub>1</sub>-C<sub>6</sub>)acylthio, (C<sub>1</sub>-C<sub>6</sub>)acyloxy, (C<sub>1</sub>-C<sub>6</sub>)alkylsulfinyl, (C<sub>6</sub>-C<sub>10</sub>)arylsulfinyl, (C<sub>1</sub>-C<sub>6</sub>)alkylsulfonyl, (C<sub>6</sub>-C<sub>10</sub>)arylsulfonyl, amino, (C<sub>1</sub>-C<sub>6</sub>)alkylamino or ((C<sub>1</sub>-C<sub>6</sub>)alkyl)<sub>2</sub>amino; (C<sub>2</sub>-C<sub>6</sub>)alkenyl, (C<sub>6</sub>-C<sub>10</sub>)aryl(C<sub>2</sub>-C<sub>6</sub>)alkenyl, (C<sub>5</sub>-C<sub>9</sub>)heteroaryl(C<sub>2</sub>-C<sub>6</sub>)alkenyl, (C<sub>2</sub>-C<sub>6</sub>)alkynyl, (C<sub>6</sub>-C<sub>10</sub>)aryl(C<sub>2</sub>-C<sub>6</sub>)alkynyl, (C<sub>5</sub>-C<sub>9</sub>)heteroaryl(C<sub>2</sub>-C<sub>6</sub>)alkynyl, (C<sub>1</sub>-C<sub>6</sub>)alkylamino, (C<sub>1</sub>-C<sub>6</sub>)alkylthio, (C<sub>1</sub>-C<sub>6</sub>)alkoxy, trifluoromethyl, (C<sub>1</sub>-C<sub>6</sub>)alkyl(difluoromethylene), (C<sub>1</sub>-C<sub>3</sub>)alkyl(difluoromethylene)(C<sub>1</sub>-C<sub>3</sub>)alkyl, (C<sub>6</sub>-C<sub>10</sub>)aryl, (C<sub>5</sub>-C<sub>9</sub>)heteroaryl, (C<sub>6</sub>-C<sub>10</sub>)arylamino, (C<sub>6</sub>-C<sub>10</sub>)arylthio, (C<sub>6</sub>-C<sub>10</sub>)aryloxy, (C<sub>5</sub>-C<sub>9</sub>)heteroarylamino, (C<sub>5</sub>-C<sub>9</sub>)heteroarylthio, (C<sub>5</sub>-C<sub>9</sub>)heteroaryloxy, (C<sub>3</sub>-C<sub>6</sub>)cycloalkyl, (C<sub>1</sub>-C<sub>6</sub>)alkyl(hydroxymethylene), piperidyl, (C<sub>1</sub>-C<sub>6</sub>)alkylpiperidyl, (C<sub>1</sub>-C<sub>6</sub>)acylamino, (C<sub>1</sub>-C<sub>6</sub>)acylthio, (C<sub>1</sub>-C<sub>6</sub>)acyloxy, R<sup>3</sup>(C<sub>1</sub>-C<sub>6</sub>)alkyl or R<sup>3</sup>(C<sub>1</sub>-C<sub>6</sub>)alkoxy wherein R<sup>3</sup> is (C<sub>1</sub>-C<sub>6</sub>)acylpiperazino, (C<sub>6</sub>-C<sub>10</sub>)arylpiperazino, (C<sub>5</sub>-C<sub>9</sub>)heteroarylpiperazino, (C<sub>1</sub>-C<sub>6</sub>)alkylpiperazino, (C<sub>6</sub>-C<sub>10</sub>)aryl(C<sub>1</sub>-C<sub>6</sub>)alkylpiperazino, (C<sub>5</sub>-C<sub>9</sub>)heteroaryl(C<sub>1</sub>-C<sub>6</sub>)alkylpiperazino, morpholino, thiomorpholino, piperidino, pyrrolidino, piperidyl, (C<sub>1</sub>-C<sub>6</sub>)alkylpiperidyl, (C<sub>6</sub>-C<sub>10</sub>)arylpiperidyl, (C<sub>5</sub>-C<sub>9</sub>)heteroarylpiperidyl, (C<sub>1</sub>-C<sub>6</sub>)alkylpiperidyl(C<sub>1</sub>-C<sub>6</sub>)alkyl, (C<sub>6</sub>-C<sub>10</sub>)arylpiperidyl(C<sub>1</sub>-C<sub>6</sub>)alkyl, (C<sub>5</sub>-C<sub>9</sub>)heteroarylpiperidyl(C<sub>1</sub>-C<sub>6</sub>)alkyl, (C<sub>1</sub>-C<sub>6</sub>)acylpiperidyl, or a group of the formula



wherein r and D are as defined above;  
with the proviso that when q is 1 and X and Y are both CR<sup>1</sup>R<sup>2</sup> wherein one of either R<sup>1</sup> or R<sup>2</sup> must be hydrogen, p must be 1;  
with the proviso that when q is 0, the compound of formula I is not bicyclic; and  
with the proviso that when the broken line of formula I represents a double bond, R<sup>2</sup> does not exist


2. A compound according to claim 1, wherein q is 0 or 2.
3. A compound according to claim 1, wherein q is 0 or 1.
4. A compound according to claim 1, wherein n is 2.
5. A compound according to claim 1, wherein X and Y are both CR<sup>1</sup>R<sup>2</sup> wherein R<sup>1</sup> and R<sup>2</sup> are hydrogen.

6. A compound according to claim 1, wherein Ar is methoxyphenyl, phenoxyphenyl, benzyloxyphenyl or halophenyl.
7. A compound according to claim 1, wherein q is 0, p is 1, m is 2, X and Y are CR<sup>1</sup>R<sup>2</sup> are hydrogen and Ar is methoxyphenyl, phenoxyphenyl or benzyloxyphenyl.
8. A compound according to claim 1, wherein q is 0, p is 0, m is 2, X and Y are CR<sup>1</sup>R<sup>2</sup> are hydrogen and Ar is methoxyphenyl, phenoxyphenyl or benzyloxyphenyl.
9. A pharmaceutical composition for (a) the treatment of a condition selected from the group consisting of arthritis, cancer, tissue ulceration, restenosis, periodontal disease, epidermolysis bullosa, scleritis and other diseases characterized by matrix metalloproteinase activity, AIDS, sepsis, septic shock and other diseases involving the production of tumor necrosis factor (TNF) or (b) the inhibition of matrix metalloproteinases or the production of tumor necrosis factor (TNF) in a mammal, including a human, comprising an amount of a compound of claim 1 or a pharmaceutically acceptable salt thereof, effective in such treatments and a pharmaceutically acceptable carrier
10. A method for the inhibition of (a) matrix metalloproteinases or (b) the production of tumor necrosis factor (TNF) in a mammal, including a human, comprising administering to said mammal an effective amount of a compound of claim 1 or a pharmaceutically acceptable salt thereof.
11. A method for treating a condition selected from the group consisting of arthritis, cancer, tissue ulceration, restenosis, periodontal disease, epidermolysis bullosa, scleritis and other diseases characterized by matrix metalloproteinase activity, AIDS, sepsis, septic shock and other diseases involving the production of tumor necrosis factor (TNF) in a mammal, including a human, comprising administering to said mammal an amount of a compound of claim 1 or a pharmaceutically acceptable salt thereof, effective in treating such a condition.

(19)



Europäisches Patentamt  
European Patent Office  
Office européen des brevets



(11)

**EP 0 945 485 A1**

(12)

**EUROPEAN PATENT APPLICATION**

(43) Date of publication:  
**29.09.1999 Bulletin 1999/39**

(51) Int Cl.<sup>6</sup>: **C08K 13/02, C08L 27/06**  
**// (C08K13/02, 3:16, 5:098,**  
**5:37)**

(21) Application number: **99302322.5**

(22) Date of filing: **25.03.1999**

(84) Designated Contracting States:  
**AT BE CH CY DE DK ES FI FR GB GR IE IT LI LU**  
**MC NL PT SE**  
Designated Extension States:  
**AL LT LV MK RO SI**

- **Adams, Paul Brian**  
Indian Springs, Ohio 45011 (US)
- **Norris, Gene Kelly**  
Cincinnati, Ohio 45249 (US)

(30) Priority: **26.03.1998 US 48492**  
**13.08.1998 US 133605**

(74) Representative:  
**Bankes, Stephen Charles Digby et al**  
**BARON & WARREN**  
**18 South End**  
**Kensington**  
**London W8 5BU (GB)**

(71) Applicant: **MORTON INTERNATIONAL, INC.**  
**Chicago, Illinois 60606 (US)**

(72) Inventors:  
• **Duvall, Tod Charles**  
**West Chester, Ohio 45069 (US)**

(54) **A latent mercaptan as a heat stabilizer**

(57) Flexible, semi-rigid, and rigid vinyl chloride polymer compositions comprising a latent mercaptan-containing heat stabilizer are substantially free from the offensive odour typically associated with mercaptans and are protected during processing by the degradation products of the latent (i.e., blocked) mercaptan which include a free mercaptan. The free mercaptan thus released enhances the activity of metallic-based heat sta-

bilizers such as zinc carboxylates and organotin carboxylates and mercaptides in the polymer composition. Other products of the degradation are believed to include carbocations of the blocking moiety which are stabilized by a molecular structure in which the electron deficiency is shared by several groups. The latent mercaptan is selected from a 2-S-(tetrahydropyranyl)-thioalkanol, a carboxylic acid ester thereof, a 2-S-(tetrahydropyranyl)-thioglycolic acid, and an ester thereof.

**EP 0 945 485 A1**

**Description**

## FIELD OF THE INVENTION

5 **[0001]** This invention relates to a heat stabilized halogen-containing polymer composition normally susceptible to heat-induced deterioration which comprises a halogen-containing polymer and the degradation products of a latent mercaptan present during processing of the composition at an elevated temperature, said products being formed during said processing and including a liberated mercaptan. The free mercaptan enhances the activity of metal-based heat stabilizers such as organotin carboxylates and mercaptides in the polymer composition. It particularly relates to the  
10 stabilization against heat of vinyl chloride polymer compositions and articles made thereof by a latent mercaptan selected from the group consisting of 2-S-(hydroxyalkylthio)tetrahydropyran, 5-S-(hydroxyalkylthio) tetrahydrofuran, and the carboxylic acid esters thereof in combination with very low levels of a metal-based heat stabilizer or certain Lewis acids. Said latent mercaptans are also referred to hereinafter as 2-S-(tetrahydropyranyl)-thioalkanol, 2-S-(tetrahydro-  
15 pyranyl)thioalkyl carboxylate, and their furanyl homologs, i.e., 5-S-(tetrahydrofuranlyl)-thioalkanol and 5-S-(tetrahydrofuranlyl)thioalkyl carboxylate.

**[0002]** This invention also relates to articles of manufacture such as rigid pipe and window profile, flexible film, and semi-rigid tubing that are prepared from such heat-stabilized vinyl chloride polymer compositions.

## BACKGROUND OF THE INVENTION

20 **[0003]** It is well known that the physical properties of various organic polymers deteriorate and color changes take place during processing of the polymer and during exposure of formed polymer products to certain environments. Halogen-containing polymers are normally susceptible to heat-induced deterioration through autoxidation. The prime  
25 examples of such polymers are the vinyl and vinylidene polymers in which the halogen is attached directly to carbon atoms. Poly(vinyl chloride), copolymers of vinyl chloride and vinyl acetate, and poly(vinylidene chloride), the principal resin in self-clinging transparent food wraps, are the most familiar polymers which require stabilization for their survival during fabrication into pipe, window casings, siding, bottles, wall covering, packaging film, and the like. When such  
30 polymers are processed at elevated temperatures, undesirable color changes often occur within the first 5 to 10 minutes as well as during later stages of the processing. Hazziness, which sometimes accompanies the color changes, is particularly undesirable where clear products are needed. The addition of heat stabilizers to such polymers has been absolutely essential to the wide-spread utility of the polymers. From a great deal of work in the development of more  
35 and more effective heat stabilizers there has emerged two principal classes: organotin compounds and mixed metal combinations. Organotin-based heat stabilizers are the most efficient and widely used stabilizers for rigid PVC. Synergistic combinations of alkyltin mercaptides and free mercaptans are particularly efficient heat stabilizers for rigid PVC during extrusion. They have not been entirely satisfactory, however, because of several failings on the part of the  
40 mercaptan synergist and are not used in flexible PVC. Many mercaptans give off an offensive odor even at room temperature and the odor grows worse at PVC processing temperatures. The oxidative stability of the mercaptans is very often very poor. Oxidation of the free mercaptans diminishes the synergism. A combination having an enhanced synergism would be welcomed especially by the flexible PVC industry. Also, because of the end-use of articles made from some polymers, many polymeric compositions require the presence of both biocides and heat stabilizers but the  
45 use of the organotin mercaptide/mercaptan combination in such a composition is often frustrated by the tendency of the free mercaptan to deactivate a biocide such as the much used OBPA (10, 10'-oxybisphenoxarsine).

**[0004]** Zinc salts in general have long been believed to be less satisfactory as heat stabilizers for halogen-containing polymers than the organotin-based stabilizers and, indeed, have lent their name to the catastrophic degradation known  
50 as zinc burn. In U.S. Patent No. 3,660,331, Ludwig teaches the stabilization of vinyl halide resins by certain thioethers and thioesters of tetrahydropyran. Better heat stabilizer compositions are still needed, however. The thioether/low level metallic stabilizer combinations of this invention satisfy that need.

## SUMMARY OF THE INVENTION

50 **[0005]** It has now been found that the activity of the 2-S-(tetrahydropyranyl)thioalkanol, the carboxylates thereof, and their furanyl homologs as heat stabilizers in halogen-containing polymer compositions is unexpectedly higher than that predicted on the basis of sulfur content when used in conjunction with very low levels of a metal-based stabilizer or a Lewis acid. Zinc salts are particularly valuable as synergists of latent mercaptans in their function as heat stabilizers  
55 for halogen-containing polymers. Zinc chloride, a Lewis acid, is of particular interest as such a synergist.

**[0006]** It is an object of this invention, therefore, to provide a heat stabilizer composition having the synergy of a mercaptan plus improved oxidative stability.

**[0007]** It is another object of this invention to provide a halogen-containing polymer composition stabilized against



heat by 2-S-(tetrahydropyranyl)thioalkanols, carboxylates thereof, and their furanyl homologs in combination with a synergistic amount of a metal-based stabilizer or a Lewis acid.

**[0008]** It is another object of this invention to provide a PVC composition and article stabilized against heat by 2-S-(tetrahydropyranyl) thioalkanols, carboxylates thereof, and their furanyl homologs in combination with a synergistic amount of a metal-based stabilizer or a Lewis acid.

**[0009]** It is a related object of this invention to stabilize rigid, semi-rigid, and flexible PVC resin compositions with a heat stabilizer composition of this invention.

**[0010]** It is another object of this invention to provide a latent mercaptan-containing heat stabilizer composition which is substantially free from the offensive odor typically associated with mercaptans.

**[0011]** It is still another object of this invention to provide a flexible PVC composition and article stabilized against heat by a 2-S-(tetrahydropyranyl)thioalkyl carboxylate, its furanyl homolog, or a mixture thereof, in combination with a synergistic amount of a zinc salt.

**[0012]** These and other objects of the invention which will become apparent from the following description are achieved by adding a 2-S-(tetrahydropyranyl)thioalkanol, a carboxylate thereof, a furanyl homolog of either or both, or a mixture of two or more of said alkanols and esters, and a synergistic amount of a metal-based heat stabilizer or Lewis acid or a mixture of said metal-based heat stabilizer and Lewis acid to a halogen-containing polymer composition and processing the composition at an elevated temperature at which the latent mercaptan degrades to liberate a free mercaptan. The terms "latent mercaptan" and "blocked mercaptan" are used interchangeably herein.

**[0013]** Other products of the degradation of the blocked mercaptan are believed to include carbocations of the blocking moiety which are stabilized by a molecular structure in which the electron deficiency is shared by several groups. Resonance stabilization and neighboring group stabilization are two of the possible mechanisms by which the carbocations may be stabilized. The carbocations act as intermediates in the formation of stable compounds early in the hot processing of halogen-containing polymers. Although such mechanisms and the resultant carbocations are believed to be an impetus for the liberation of the active free mercaptan, this invention is in no way limited by the foregoing attempt to explain the working of the invention. Those skilled in the art will see the resonance stabilization and neighboring group stabilization that are possible in the following structures of the blocked mercaptan; other mechanisms may be at work in other blocked mercaptans represented by these structures that also liberate an active free mercaptan upon thermal and/or chemical degradation during processing of polymeric compositions containing such blocked mercaptans. For the purposes of this invention, the terms "blocked mercaptan" and "latent mercaptan" are used interchangeably to mean a thioether which degrades during processing of the composition at an elevated temperature to liberate a free mercaptan.

#### DETAILED DESCRIPTION OF THE INVENTION

**[0014]** The term halogen-containing organic polymers as used herein means halogen-containing polymers or resins in which the halogen is attached directly to the carbon atoms. The halogen-containing polymers which can be stabilized according to this invention include chlorinated polyethylene having 14 to 75%, e.g. 27%, chlorine by weight, chlorinated natural and synthetic rubber, rubber hydrochloride, chlorinated polystyrene, chlorinated polyvinyl chloride, polyvinyl bromide, polyvinyl fluoride, and vinyl chloride polymers. The vinyl chloride polymers are made from monomers consisting of vinyl chloride alone or a mixture of monomers comprising, preferably, at least about 70% by weight of vinyl chloride, based on the total monomer weight. Examples of the copolymers include those made from vinyl chloride and from about 1 to about 30% of a copolymerizable ethylenically unsaturated material such as vinyl acetate, vinyl butyrate, vinyl benzoate, vinylidene chloride, diethyl fumarate, diethyl maleate, other alkyl fumarates and maleates, vinyl propionate, methyl acrylate, 2-ethylhexyl acrylate, butyl acrylate and other alkyl acrylates, methyl methacrylate, ethyl methacrylate, butyl methacrylate and other alkyl methacrylates, methyl alpha-chloroacrylate, styrene, trichloroethylene, vinyl ketones such as vinyl methyl ketone and vinyl phenyl ketone, 1-fluoro-2-chloroethylene, acrylonitrile, chloroacrylonitrile, allylidene diacetate, chloroallylidene diacetate, and vinyl ethers such as vinyl ethyl ether, vinyl chloroethyl ether, vinyl phenyl ether, and the vinyl ether prepared by the reaction of one mole of acrolein with one mole of ethylene glycol divinyl ether. Typical copolymers include vinyl chloride-vinyl acetate (96:4 sold commercially as VYNW), vinyl chloride-vinyl acetate (87:13), vinyl chloride-vinyl acetate-maleic anhydride (86:13:1), vinyl chloride-vinylidene chloride (95:5); vinyl chloride-diethyl fumarate (95:5), and vinyl chloride 2-ethylhexyl acrylate (80:20).

**[0015]** As used herein, the term PVC composition means a composition comprising a halogen-containing vinyl polymer in which the halogen is attached directly to a carbon atom. A rigid PVC composition is one which does not contain a plasticizer. A semi-rigid PVC composition is one which contains from 1 to about 25 parts of a plasticizer per 100 parts by weight of the halogen-containing vinyl polymer. A flexible PVC composition contains from about 25 to about 100 parts per 100 parts by weight of the halogen-containing vinyl polymer. Alkyl esters of carboxylic acids in which there are from 1 to 3 alkyl groups having from 8 to 12 carbon atoms are representative of the plasticizers. The alkyl group may be n-octyl, 2-ethylhexyl, nonyl, decyl, or dodecyl. Suitable esters include phthalates, trimellitates, benzoates,

adipates, glutarates, and sebacates. The plasticizer may also be a pentaerythritol or such an ester thereof. A polymeric plasticizer is also suitable.

**[0016]** As used herein, a hydrocarbyl radical contains from 1 to 20 carbon atoms and may be an alkyl, cycloalkyl, aryl, arylene, alkaryl, aralkyl, or an aralkenyl or alkenyl radical having up to 3 ethylene double bonds; likewise, said radicals constitute the hydrocarbyl portion of a hydroxyhydrocarbyl radical. As used herein: a mono-valent radical has but one valence available for combining with another radical whereas a di-valent radical may combine with two other radicals; the term alkyl represents monovalent straight or branched chain hydrocarbon radicals; the term alkylenyl represents divalent, trivalent, and tetravalent straight or branched chain hydrocarbon radicals; the term oxyalkylenyl represents a divalent radical of a polyalkylene ether molecule having a polyalkoxy chain of from 2 to 4 of such radicals, wherein the alkylene moiety has 2 or 3 carbon atoms.

**[0017]** Also, as used herein: an acyloxyalkyl radical originates from a carboxylic acid ester of an alkyl alcohol; the R<sup>1</sup> radical in Formula 1 below, therefore, in the stearic acid ester of mercaptopropanol is the stearyloxypropyl radical; likewise, the R<sup>1</sup> radical of the oleic acid ester of mercaptopropanol, which is one of the tallate esters of that alcohol, is the oleoyloxypropyl radical. The R<sup>1</sup> radical of lauryl-3-mercaptopropionate, on the other hand, is dodecyloxypropyl.

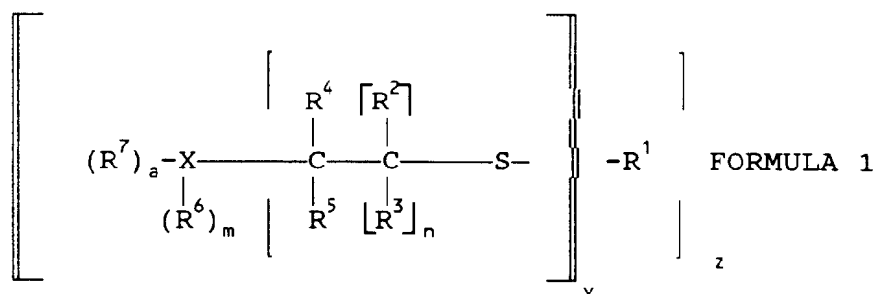
**[0018]** Substantially means largely if not wholly that which is specified but so close that the difference is insignificant.

**[0019]** The stabilizer compositions of this invention consist essentially of from about 87.5 % to about 98.5%, preferably from about 93.5 % to about 97.5 %, by weight of a 2-S-(tetrahydropyranyl)thioalkanol, a 2-S-(tetrahydrofuranlyl)thioalkanol, a carboxylate of either or both, or a mixture of two or more of said alkanols and esters, based on the total weight of the stabilizer composition, the balance comprising the metal-based stabilizer or Lewis acid. They are particularly suited to impart superior stabilization against the deteriorative effects of heat and ultra-violet light on both rigid and flexible PVC resins in comparison with stabilizer compositions previously known in the art. They may be prepared by blending the components thereof in any convenient manner which produces a homogeneous mixture, such as by shaking or stirring in a container. Likewise, the stabilizer compositions of this invention can be incorporated in a halogen-containing polymer by admixing the components of the stabilizer composition and of the polymer composition, such as, for example, in an appropriate mill or mixer or by any other of the well-known methods which provide uniform distribution of the stabilizer throughout the polymer composition.

**[0020]** One of the advantages of this invention is that the offensive odor of mercaptans is masked by a blocking group so that the latent mercaptan thus created may be put into a PVC composition or the like with little or no offense to the operator with the knowledge that the free mercaptan will be released as a degradation product when the treated composition is heated during the usual processing, e.g. extrusion.

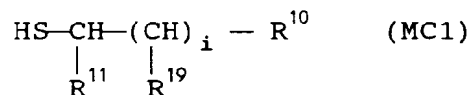
**[0021]** The blocking compounds are preferably those which are capable of furnishing a stabilized carbocation having a molecular structure in which the electron deficiency is shared by several groups. Resonance stabilization and neighboring group stabilization are two of the possible mechanisms by which the carbocations may be stabilized.

**[0022]** The blocked mercaptans suitable for the purposes of this invention are represented by FORMULA 1:

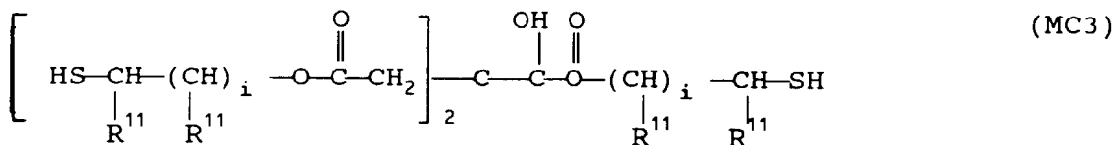


wherein a is 1, m is 0, n is 0 or 1; y is 1 or 2, and z is 1; R<sup>1</sup> is a hydroxyalkyl group, a hydroxy(polyalkoxy)alkyl group, an acyloxyalkyl group, an acyloxy(hydroxyalkyl) group, acyloxy(alkoxyalkyl) group, an alkylene bis-(acyloxyalkyl) group, a hydroxy(polyalkoxy)acylalkyl group, an acyloxy(polyalkoxy)alkyl group, an oxy[bis(alkoxyacylalkyl)] group, an oxy[bis(polyalkoxyacylalkyl)] group, a benzoyloxy(polyalkoxy)alkyl group, or a benzoyloxy(polyalkoxy)acylalkyl group, in which the alkyl moieties have from 2 to 20 carbon atoms, and the acyloxy moiety has from 2 to 22 carbon atoms; R<sup>2</sup>, R<sup>3</sup>, R<sup>4</sup>, and R<sup>5</sup> are hydrogen; and either R<sup>3</sup> or R<sup>5</sup> is joined with R<sup>7</sup> and O to form a heterocyclic moiety having 4 or 5 ring carbons with or without an alkoxy (C<sub>1</sub>-C<sub>4</sub>), aryloxy (C<sub>6</sub>-C<sub>10</sub>), alkaryloxy (C<sub>7</sub>-C<sub>14</sub>) or formyl substituent.

**[0023]** The mercaptans useful in this invention are the well-known mercaptoalkanols and mercaptocarboxylic acids and the esters of each. They include, but are not limited to, the following compounds:



5



10

15

wherein  $\text{R}^{10}$  and  $\text{R}^{19}$  are independently OH,  $-\text{O}(\text{C}=\text{O})\text{R}^{17}$ ,  
 $-(\text{C}=\text{O})\text{OR}^{17}$ , -SH, aryl,  $\text{C}_1$  to  $\text{C}_{18}$  alkyl, and -H;

$\text{R}^{11}$  is -H, aryl, or  $\text{C}_1$  to  $\text{C}_{18}$  alkyl;

20

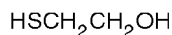
$\text{R}^{17}$  is -H, alkyl, alkenyl, aryl, aralkyl, alkaryl, cycloalkyl, or cycloalkylenyl;

wherein  $i=0$  or an integer from 1 to 6 inclusive.

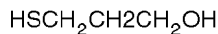
**[0024]** Mercaptan-containing organic compounds preferred as intermediates in the preparation of the latent mercaptans of this invention are those compounds according to formula (MC1) where  $\text{R}^{11}$  is -H,  $\text{R}^{19}$  is -H,  $\text{R}^{10}$  is  $-\text{O}(\text{C}=\text{O})\text{R}^{17}$  or  $-(\text{C}=\text{O})\text{OR}^{17}$ , and  $i=1$ ; and those compounds according to formula (MC3) where  $\text{R}^{11}$  is -H and  $i=1$ .

25

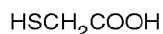
**[0025]** Examples of mercaptan-containing compounds described by the above formulas include, but are not limited to, the following compounds:



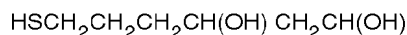
30



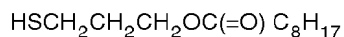
35



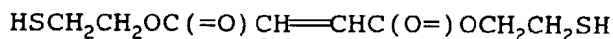
40



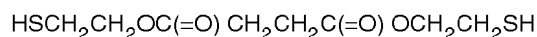
45

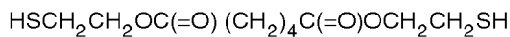


50

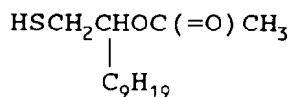


55

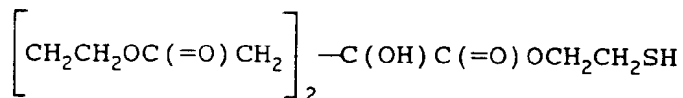




5



10



15

**[0026]** In general, the procedure for making the latent mercaptans which are useful in this invention comprises adding the mercapto group of the free mercaptan across the double bonds of polarized, unsaturated compounds is as follows:

**[0027]** To a stirred mixture, under nitrogen atmosphere, of the mercaptan, acid catalyst, and optionally, a small percentage of antioxidant to inhibit radical reactions, is added dropwise to the polarized, unsaturated compound, either neat or in solution, while maintaining the temperature between 10°-70° C. The mixture or solution is then heated for between 1 and 6 hours at 35°-70° C and conversion to product is monitored by gas chromatography and iodine titration for SH. The acid catalyst is removed by an alkaline wash and the resulting product is dried with magnesium sulfate and filtered. The solvent, if required, is removed under reduced pressure at <50° C to yield the latent mercaptan. A solid phase catalyst may be used and then filtered out of the reaction mixture and regenerated for use in a subsequent synthesis. In this way, a wash step is eliminated.

**[0028]** The polarized, unsaturated compounds are exemplified by 3,4-dihydropyran; 3,4-dihydro-2-methoxy-2H-pyran; 3,4-dihydro-2-ethoxy-2H-pyran; 3,4-dihydro-2-phenoxy-2H-pyran; 3,4-dihydro-2-formyl-2H-pyran; and 2,3-dihydrofuran. The 3,4-dihydro-2-formyl-2H-pyran is made by the Diels-Alder dimerization of acrolein at high temperatures and pressures. The 3,4-dihydro-2-alkoxy-2H-pyrans and 3,4-dihydro-2-phenoxy-2H-pyran are made by the reaction of the corresponding vinyl ether with acrolein in the presence of a catalytic amount of a zinc salt, e.g., zinc chloride. A variety of 3,4-dihydro-2H-pyrans having a substituent in the 2-position can be made by similar reactions. The products formed by the reaction of 1 and 2 moles of acrolein with the divinyl ether of an alkylene- or polyalkylene glycol are blocking agents, also. The latent mercaptans made from the di-(3,4-dihydropyranyl) ethers also have the potential of being chelating agents in the polymer compositions of this invention. In the case of the reaction of one mole of acrolein per mole of a divinyl ether, the vinyl ether group of the resulting monomer permits the product to be incorporated into a vinyl chloride copolymer followed by the addition of a mercaptan across the double bond of the pyran ring to yield a latent mercaptan that is an integral stabilizer for the polymer. The reaction of one mole of acrolein with one mole of the divinyl ether also allows for the formation of a monomeric latent mercaptan of the mercaptan/tetrahydropyran adduct type in which the vinyl ether group of the resulting monomer permits the product to be copolymerized with one or more of a wide variety of ethylenically unsaturated compounds to form polymeric latent mercaptans. The product from the reaction of acrolein with chloroethyl vinyl ether provides a substituted 3,4-dihydropyran that can be further derivatized. The addition of a mercaptan across the double bond of the pyran ring can be done in the presence of the zinc salt catalyst to yield a stabilizer composition of this invention.

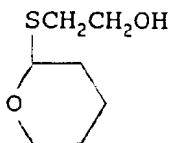
**[0029]** When 2-S-tetrahydropyranylthioethanol is prepared from 3,4-dihydropyran by said procedure, by-products having the following formulas (as each relates to FORMULA 1) are also obtained:

50

55

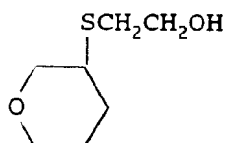
FORMULA

2.



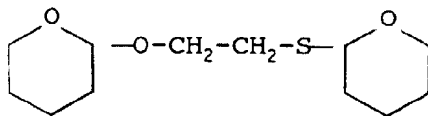
10  
 $a = 1, m = 0, n = 0, y = 1, z = 1$ ; X is oxygen,  
 $R^5$  and  $R^7$  join to form  $-\text{CH}_2-\text{CH}_2-\text{CH}_2-\text{CH}_2-$ ;  $R^4$  is  
hydrogen, and  $R^1$  is hydroxyethyl.

3.



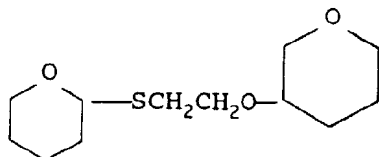
25  
 $a = 1, m = 0, n = 1, y = 1, z = 1$ ; X is oxygen,  
 $R^3$  and  $R^7$  join to form  $-\text{CH}_2-\text{CH}_2-\text{CH}_2-$ ;  $R^2, R^4$  and  $R^5$   
are hydrogen, and  $R^1$  is hydroxyethyl.

4.



35  
 $a = 1, m = 0, n = 0, y = 1, z = 1$ ; X is oxygen,  
 $R^5$  and  $R^7$  join to form  $-\text{CH}_2-\text{CH}_2-\text{CH}_2-\text{CH}_2-$ ;  $R^4$  is  
hydrogen, and  $R^1$  is 2-ethoxytetrahydropyranyl.

5.

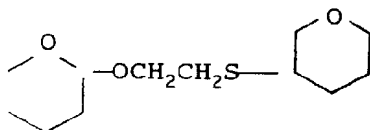


50

55

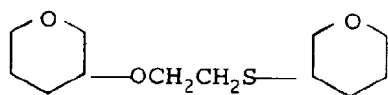
5 a = 1, m = 0, n = 0, y = 1, z = 1; X is oxygen,  
 R<sup>5</sup> and R<sup>7</sup> join to form -CH<sub>2</sub>-CH<sub>2</sub>-CH<sub>2</sub>-CH<sub>2</sub>-; R<sup>4</sup> is  
 hydrogen, and R<sup>1</sup> is 3-ethoxytetrahydropyranyl.

6.



15 a = 1, m = 0, n = 1, y = 1, z = 1; X is oxygen,  
 R<sup>3</sup> and R<sup>7</sup> join to form -CH<sub>2</sub>-CH<sub>2</sub>-CH<sub>2</sub>-; R<sup>2</sup>, R<sup>4</sup> and R<sup>5</sup>  
 are hydrogen, and R<sup>1</sup> is  
 20 2-ethoxytetrahydropyranyl.

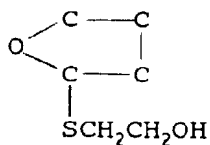
7.



30 a = 1, m = 0, n = 1, y = 1, z = 1; X is oxygen,  
 R<sup>3</sup> and R<sup>7</sup> join to form -CH<sub>2</sub>-CH<sub>2</sub>-CH<sub>2</sub>-; R<sup>2</sup>, R<sup>4</sup> and R<sup>5</sup>  
 are hydrogen, and R<sup>1</sup> is  
 35 3-ethoxytetrahydropyranyl.

[0030] The homologous by-products are expected when 2,3-dihydrofuran is reacted with mercaptoethanol but the principal product is the 5-S-tetrahydrofuranythioethanol shown by the following structure:

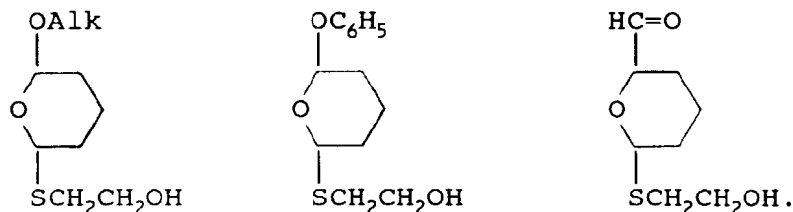
8.



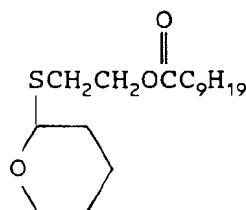
[0031] When the 3,4-dihydropyran is replaced by a 3,4-dihydro-2-alkoxy-pyran; a 3,4-dihydro-2-phenoxy-pyran; or a 3,4-dihydro-2-formyl-pyran in the above procedure, the following products are formed:

50

55



15 **[0032]** Examples of 2-S-(tetrahydropyranyl)thioalkanols that are suitable as latent mercaptans for this invention include, without limitation, 2-S-(tetrahydropyranyl)thioethanol, 2-S-(tetrahydropyranyl)thiopropanol, and 2-S-(tetrahydropyranyl)thiobutanol. The carboxylates suitable for the purposes of this invention are exemplified by 2-S-(tetrahydropyranyl)thioethyl caprate, which also may be named 2-S-(2-decanoyloxyethylthio) tetrahydropyran, made by the reaction between mercaptoethyl caprate and 3,4-dihydropyran according to the foregoing procedure and has the following formula in relation to FORMULA 1:



wherein a = 1, m = 0, n = 0; y = 1, z is 1; X is oxygen, R<sup>5</sup> and R<sup>7</sup> are joined to form -CH<sub>2</sub>-CH<sub>2</sub>-CH<sub>2</sub>-CH<sub>2</sub>-; R<sup>4</sup> is hydrogen, and R<sup>1</sup> is decanoyloxyethyl.

30 **[0033]** Homologs of the thus described compounds which are particularly useful in the stabilization of flexible PVC compositions include the 2-S-(tetrahydropyranyl)thioalkyl carboxylates and their furanyl homologs wherein the ethyl moiety is replaced by propyl, butyl, hexyl, and others in the series up to and including dodecyl and the capric acid radical of said compound is replaced by other fatty acid radicals (saturated and unsaturated) or resin acid radicals having up to and including 22 carbon atoms. The acids are exemplified by caproic, caprylic, lauric, myristic, palmitic, stearic, arachidic, behenic, and the oleic and linoleic acids, as such, or as found in tall oil acids along with abietic and pimanic acids. The mercaptoalkyl carboxylate moiety is thus exemplified by mercaptoethyl laurate, mercaptoethyl oleate, mercaptoethyl hexanoate, mercaptoethyl octanoate, mercaptoethyl myristate, mercaptoethyl palmitate, mercaptoethyl stearate, and the mercaptopropyl, mercaptobutyl, and mercaptooctyl homologs of each of the above. The esters are made by the conventional method of reacting the hydroxyl group of a mercaptoalkanol with the desired carboxylic acid in the presence of an acidic catalyst and removing water as it forms.

40 **[0034]** The 2-S-(tetrahydropyranyl)thioalkanols, the carboxylates thereof, and their furanyl homologs are employed in this invention in an amount sufficient to impart the desired resistance to heat deterioration to halogen-containing organic polymers. It will be readily apparent to one of ordinary skill in the art, that the precise amount of stabilizer composition used will depend upon several factors, including, but not limited to, the particular halogen-containing organic polymer employed, the temperature to which the polymer will be subjected, and the possible presence of other stabilizing compounds. In general, the more severe the conditions to which the halogen-containing organic polymer is subjected, and the longer the term required for resisting degradation, the greater will be the amount of stabilizer composition required. Generally, as little as about 0.20 part by weight of the latent mercaptan per hundred parts by weight of the PVC resin will be effective. While there is no critical upper limit to the amount of latent mercaptan which can be employed, amounts of about 3.0 parts or less by weight per hundred parts of the PVC resin are preferred.

50 **[0035]** A 2-S-(tetrahydropyranyl)mercaptoalkyl carboxylate is more active as a heat stabilizer in flexible PVC compositions than the tetrahydropyranyl-blocked mercaptans derived from alkylmercaptans such as dodecanethiol when activated according to this invention as manifest in the improved color hold properties and dynamic thermal stability of such stabilized PVC compositions. The higher activity may be the result of the better compatibility of the ester-containing latent mercaptans with a plasticized PVC. The compatibility of the corresponding homologous furan-based latent mercaptans is similar.

55 **[0036]** Metallic-based stabilizers are defined for the purposes of this invention as metal salt stabilizers, organometallic stabilizers. For the purposes of this invention, metal salts are defined to include oxides, hydroxides, sulfides, sulfates,

chlorides, bromides, fluorides, iodides, phosphates, phenates, perchlorates, carboxylates, and carbonates. The metal salt stabilizers are exemplified by zinc, barium, strontium, calcium, tin, magnesium, cobalt, nickel, titanium, antimony, and aluminum salts of hydrochloric acid, sulfuric acid, phenols, aromatic carboxylic acids, fatty acids, epoxidized fatty acids, oxalic acid, acetic acid, and carbonic acid. Calcium stearate, calcium 2-ethylhexanoate, calcium octoate, calcium oleate, calcium ricinoleate, calcium myristate, calcium palmitate, calcium laurate, barium laurate, barium stearate, barium di(nonylphenolate), magnesium stearate, zinc octoate (or caprylate), zinc 2-ethylhexanoate, zinc stearate, zinc laurate, zinc oxide, zinc chloride, zinc hydroxide, zinc sulfide, zinc sulfate, zinc bromide, and Group I and II metal soaps in general are examples of suitable salts along with tin stearate, aluminum stearate, and hydrotalcite. The synergistic amount of the metallic-based stabilizer is from about 0.01 to less than 0.5%, preferably 0.02-0.4%, and more preferably 0.03-0.1% by weight of the halogen containing resin. The zinc salts are much preferred because they provide not only dynamic stability to the heat processed resin but also superior color hold properties in comparison with the other metal salts, especially at very low concentrations such as from 0.03 to 0.1 %.

**[0037]** The Lewis acids are exemplified by boron trifluoride, aluminum chloride, zinc chloride and methyltin trichloride. Thus, there is some overlap between the metal salts and Lewis acids that are useful in this invention. The synergistic amounts of the Lewis acids for the purposes of this invention are from about 0.005 to less than 0.5%, preferably from about 0.01, more preferably from about 0.03, to about 0.1 % by weight of the halogen-containing resin. The Lewis acids and the metallic-based stabilizers may be used in combination.

**[0038]** Conventional organometallic stabilizers include the organotin carboxylates and mercaptides. Such materials include butyltin tris dodecyl mercaptide, dibutyltin dilaurate, dibutyltin didodecyl mercaptide, dianhydride tris dibutyltannane diol, dihydrocarbontin salts of carboxy mercaptals such as those set forth in Hechenbleikner et al.(U.S. Pat. No. 3,078,290). There can be included any of the vinyl chloride resin stabilizers set forth in Salyer (U.S. Pat. No. 2,985,617).

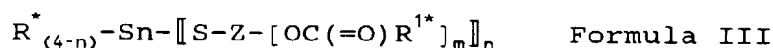
**[0039]** Monosulfides and/or polysulfides of the organotin mercaptides of carboxylates and/or mercaptoalkyl carboxylates and of alkyl thioglycolates are also suitable as metal based stabilizers in the compositions of this invention for improving the resistance of halogen-containing polymers to deterioration when heated to 350°F (177°C) during processing. The sulfides may be made by heating stoichiometric quantities of a mercaptoalkyl ester of a carboxylic acid or an alkyl mercaptocarboxylate and an organotin chloride having the formula:



wherein R' is an alkyl group having from 1 to 12 carbon atoms, Hal is a halogen having an atomic weight of from 35 to 127, preferably chlorine, and z is any number from 1 to 3; in water and ammonium hydroxide to about 30°C (86°F), slowly adding an alkali metal mono- or polysulfide, and heating the reaction mixture further to about 45°C before separating the product from said mixture.

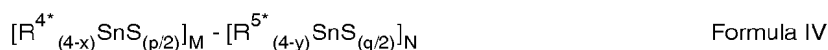
**[0040]** Alternatively, the sulfide may be made by mixing a monoalkyl- or dialkyltin sulfide with an organotin mercaptide and by other procedures well known in the stabilizer art.

**[0041]** The sulfides of a mercaptoalkyl ester of a carboxylic acid are characterized by an equilibrium mixture of one or more alkyltin halides of Formula II, one or more mercaptides of Formula III and one or more alkyltin mono- or polysulfides or oligomers thereof, the alkyltin mono- and polysulfides having the formula IV.



wherein R\* is an alkyl radical having from 1 to 12 carbon atoms; R<sup>1\*</sup> is hydrogen, a hydrocarbyl radical, a hydroxyhydrocarbyl radical, or R<sup>2\*</sup>C(=O)OR<sup>3\*</sup>, wherein R<sup>2\*</sup> is alkylene, hydroxyalkylene, phenylene, or -CH=CH-, and R<sup>3\*</sup> is hydrogen, a hydrocarbyl radical, a hydroxyhydrocarbyl radical, or an alkylcarboxyalkylene radical; Z is an alkylene or hydroxyalkylene radical of at least 2 carbon atoms up to 20 carbon atoms; m is an integer from 1 to 3, n is from 2 to 3, and the valency of Z is m + 1.

**[0042]** Formula IV is representative of linear structures as well as of cyclic trimers and adamantyl rings:



wherein R<sup>4\*</sup> and R<sup>5\*</sup> are independently alkyl radicals having from 1 to 12 carbon atoms and are bonded to Sn; x is 2 or 3; y is 2 or 3; p and q are 2 to 20, preferably 2-4; and M and N are 0-10, preferably 0-4, but M ≠ N = 0; with the proviso that when (4-x)=(4-y), p=q, and when (4-x)≠(4-y), p≠q.



**[0043]** It should be understood that the structures of the sulfides produced by the processes mentioned above are very complex. The reactions are believed to produce an equilibrium mixture composed of several different but related products. As will be appreciated by those of ordinary skill in chemistry, equilibrium mixtures inherently include the starting materials as well as the products of any reaction between them. The chemical and patent literature contain numerous examples demonstrating that members of different classes of organotin compounds may react with one another under certain conditions to yield products containing one or more tin atoms wherein at least a portion of the tin atoms are bonded to different combinations of radicals than they were before being mixed together. Accordingly, the sulfides are believed to include bis(monoorganotin)-bis (thioalkyl carboxylate)] monosulfides and polysulfides, bis [(diorganotin)-mono(thioalkyl carboxylate)] monosulfides and polysulfides, and products which arise during equilibrium reactions among said mono- and polysulfides, including monoalkyltin tris(thioalkyl carboxylates), dialkyltin bis(thioalkyl carboxylates), mono- and di-organotin mono- and polysulfides, and oligomers thereof, as well as the starting materials themselves. The sulfide of an alkyl ester of a mercaptocarboxylic acid is likewise believed to include bis(monoorganotin)-bis(alkyl mercaptocarboxylate)] monosulfides and polysulfides, bis[(diorganotin)-mono(alkyl mercaptocarboxylate)] monosulfides and polysulfides, and products which arise during equilibrium reactions among said mono- and polysulfides, including monoalkyltin tris(alkyl mercaptocarboxylates), dialkyltin bis(alkyl mercaptocarboxylates), mono- and di-organotin mono- and polysulfides, and oligomers thereof.

**[0044]** The polysulfides include mixtures of compounds having from 2 to 10 sulfur atoms linked together. Mixtures of monosulfides and polysulfides having from 2 to 4 sulfur atoms are preferred.

**[0045]** Conventional non-metallic stabilizers and antioxidants can also be included in the PVC compositions of the present invention. Thus, there can be included 0.01-0.75 %, based on the weight of the resin, of sulfur containing compounds such as dialkyl-thiodipropionate, distearyl 3,3'-thiodipropionate, dicyclohexyl-3,3'-thiodipropionate, dioleyl-3,3'-thiodipropionate, dibenzyl-3,3'-thiodipropionate, didecyl-3,3'-thiodipropionate, dibenzyl-3,3'-thiodipropionate, diethyl-3,3'-thiodipropionate, lauryl ester of 3-methylmercaptopropionic acid, lauryl ester of 3-butylmercaptopropionic acid, lauryl ester of 3-lauryl mercaptopropionic acid, and phenyl ester of 3-octyl mercaptopropionic acid.

**[0046]** In addition to the stabilizer compositions of this invention, the PVC compositions of this invention may contain plasticizers, as mentioned above in regard to flexible PVC, and conventional additives such as pigments, fillers, blowing agents, dyes, ultraviolet light absorbing agents, antioxidants, densifying agents, biocides, and the like.

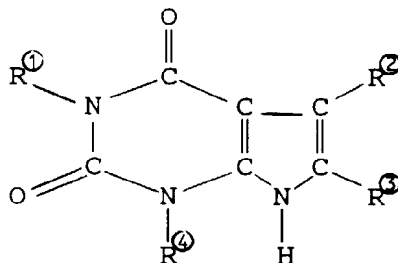
**[0047]** An antioxidant may be added in an amount of 0.01-10%, preferably 0.1-5% by weight of the PVC resin. Phenolic antioxidants are particularly suitable and are exemplified by 2,6-di-t-butyl-p-cresol, butylated hydroxyanisole, propyl gallate, 4,4'-thiobis(6-t-butyl-m-cresol), 4,4'-cyclohexylidene diphenol, 2,5-di-t-amyl hydroquinone, 4,4'-butylidene bis(6-t-butyl-m-cresol), hydroquinone monobenzyl ether, 2,2'-methylene-bis(4-methyl-6-t-butyl phenol), 2,6-butyl-4-decyloxy phenol, 2-t-butyl-4-dodecyloxy phenol, 2-t-butyl-4-dodecyloxy phenol, 2-t-butyl-4-octadecyloxy phenol, 4,4'-methylene-bis(2,6-di-t-butyl phenol), p-amino phenol, N-lauryloxy-p-amino phenol, 4,4'-thiobis(3-methyl-6-t-butyl phenol), bis [o-(1,1,3,3-tetramethyl butyl)phenol] sulfide, 4-acetyl- $\beta$ -resorcylic acid, A-stage p-t-butylphenol-formaldehyde resin, 4-dodecyloxy-2-hydroxybenzophenone, 3-hydroxy-4-(phenylcarbonyl) phenyl palmitate, n-dodecyl ester of 3-hydroxy-4-(phenyl carbonyl) phenoxyacetic acid, and t-butyl phenol.

**[0048]** From 0.01-30% by weight of an epoxy compound, based on the weight of the vinyl chloride polymer in the PVC compositions of this invention may also be used. Examples of such epoxy compounds include epoxidized soya bean oil, epoxidized lard oil, epoxidized olive oil, epoxidized linseed oil, epoxidized castor oil, epoxidized peanut oil, epoxidized corn oil, epoxidized tung oil, epoxidized cottonseed oil, epichlorhydrin/bis-phenol A resins, phenoxy-propylene oxide, butoxypropylene oxide, epoxidized neopentylene oleate, glycidyl epoxystearate, epoxidized  $\alpha$ -olefins, epoxidized glycidyl soyate, dicyclopentadiene dioxide, epoxidized butyl toluate, styrene oxide, dipentene dioxide, glycidol, vinyl cyclo-hexene dioxide, glycidyl ether of resorcinol, glycidol ether of hydroquinone, glycidyl ether of 1,5-dihydroxynaphthalene, epoxidized linseed oil fatty acids, allyl glycidyl ether, butyl glycidyl ether, cyclohexane oxide, 4-(2,3-epoxypropoxy) aceto-phenone, mesityl oxide epoxide, 2-ethyl-3-propyl glycidamide, glycidyl ethers of glycerine, pentaerythritol and sorbitol, and 3,4-epoxycyclohexane-1,1-dimethanol bis-9,10-epoxystearate. Likewise there can be used organic phosphites in an amount of 0.01 to 10%, preferably 0.1-5% by weight of the vinyl chloride polymer. The organic phosphites contain one or more, up to a total of three, aryl, alkyl, aralkyl and alkaryl groups, in any combination. The term "trialkylaryl" is inclusive of alkyl, aryl, alkaryl and aralkyl phosphites containing any assortment of alkyl, aryl, alkaryl and aralkyl groups. Exemplary are triphenyl phosphite, tricresyl phosphite, tri(dimethylphenyl) phosphite, tributyl phosphite, trioctyl phosphite, tridodecyl phosphite, octyl diphenyl phosphite, dioctyl phenyl phosphite, tri(octyl-phenyl) phosphite, tri(nonylphenyl) phosphite, tribenzyl phosphite, butyl dicresyl phosphite, octyl di(octyl-phenyl) phosphite, tri(2-ethyl-hexyl) phosphite, tritolyl phosphite, tri(2-cyclohexylphenyl) phosphite, tri-alpha-naphthyl phosphite, tri(phenyl-phenyl) phosphite, and tri(2-phenylethyl) phosphite.

**[0049]** Likewise there can be included from 0.01-10% by weight of the vinyl chloride polymer of a polyol stabilizer for vinyl chloride resins. Thus there can be included glycerol, sorbitol, pentaerythritol, mannitol and polyethers such as diethylene glycol, triethylene glycol, tetraethylene glycol, tripropylene glycol, and the like.

**[0050]** Nitrogen containing stabilizers such as dicyandiamide, melamine, urea, formoguanamine, dimethyl hydantoin,

guanidine, thiourea, 2-phenylindoles, aminocrotonates, N-substituted maleimides, uracil, the 1,3-dialkyl-6-amino-uracil derivatives described in German Offenlegungsschrift 19,741,778 by Ciba Specialty Chemicals Holding Inc., and the pyrrolodiazine diones described in published Australian Patent Application No. AU-A-48232/96 by Ciba-Geigy, and the like also can be included in amounts of 0.1-10% by weight. Of particular interest are the pyrrolodiazine diones described by the formula:



wherein,  $R^1$ ,  $R^2$ ,  $R^3$ , and  $R^4$  are independently hydrogen or  $C_1$ - $C_4$  alkyl. Examples of compounds contemplated for use in this invention include the 1H-pyrrolo[2,3-d]pyrimidine-2,4(3H,7H)-diones exemplified by Compound Nos. 103, 111, 123, 129, and 131 of said Australian Patent Application, which have the following substituents:

No. 103	1,3,6-trimethyl;
No. 111	1,3,6,7-tetramethyl;
No. 123	none;
No. 129	1,3-diethyl,6-methyl;
No. 131	1,3-di-n-butyl,6-methyl;

**[0051]** Said compounds may be prepared by the method described by S. Senda and K. Hirota, Chem. Pharm. Bull., 22(7), 1459-1467(1974) or by the reaction of the corresponding aminouracil with molar excesses of chloroacetaldehyde and ammonium acetate in water at about 65°C until a precipitate forms or with molar excesses of acetoxyacetone and ammonium acetate in water at reflux for 12 hours. The German Offenlegungsschrift 19,741,778 and the Australian Patent Application No. AU-A-48232/96 are each incorporated herein by reference.

**[0052]** Conventional lubricants for vinyl chloride resins such as low molecular weight polyethylene, i.e. polyethylene wax, fatty acid amides, e.g. lauramide and stearamide, bisamides, e.g. decamethylene, bis amide, and fatty acid esters, e.g. butyl stearate, glyceryl stearate, linseed oil, palm oil, decyloleate, corn oil, cottonseed oil, hydrogenated cottonseed oil, stearic acid, calcium stearate, mineral oil, montan wax, oxidized polyethylene and the like can also be included.

**[0053]** The following examples further illustrate the preparation of blocked mercaptans of this invention, the preparation of stabilizer compositions of this invention, and the advantages of said blocked mercaptans and stabilizer compositions.

#### EXAMPLE 1 Y

**[0054]**  $^1\text{H-NMR}$  spectroscopy was used to determine the molecular structure of 2-S-(decanoyloxyethylthio)tetrahydropyran or 2-S-(tetrahydropyranyl)thioethylcaprate which was prepared by adding 42.0 grams (0.50 mole) of 3,4-dihydropyran to 112.2 grams (0.50 equivalent) of mercaptoethylcaprate (14.7 % SH) in the presence of an acid catalyst over a period of 45 minutes while maintaining a nitrogen atmosphere and a temperature below 35 °C and then heating it to 50°C and holding that temperature for 1.5 hours. After cooling the solution, it was washed with two 200 ml portions of a 10 % sodium bicarbonate solution in water, followed by a 200 ml wash with water. The organic layer was dried with  $\text{MgSO}_4$  to yield a light yellow liquid having an SH content of less than 0.5 percent as determined by titration with a 0.100 N iodine solution in isopropanol. The  $^1\text{H-NMR}$  ( $\text{CDCl}_3$ ,  $\delta$ ) spectrum was: 2.3 (2H, t,  $-\text{C}(=\text{O})-\text{CH}_2-\text{CH}_2$ ), 2.8 (2H, m,  $-\text{S}-\text{CH}_2-\text{CH}_2-$ ), 4.2 (2H, m,  $-\text{S}-\text{CH}_2\text{CH}_2-\text{O}-$ ), 4.9 (1H, m,  $-\text{O}-\text{CH}(-\text{S}-\text{CH}_2-)-\text{CH}_2-\text{CH}_2-$ ). The total color change (dE) of a PVC composition containing 0.13 phr of the latent mercaptan of this example was measured versus a white tile standard using a Hunter colorimeter at one minute intervals. At one minute, it was 4.2; at five minutes, it was 8.4.

#### Example 2

**[0055]** 2-S-tetrahydropyranyl) thioethyltallate was prepared by adding 172.45 grams (2.05 equiv.) of 3,4-dihydro(2H)

EP 0 945 485 A1

pyran dropwise to 760.00 grams (2.00 equiv.) of 2-mercaptoethyltallate (8.70% SH by iodometric titration) containing 0.93 gram of methanesulfonic acid (70% active) over a period of 45 minutes under a nitrogen blanket and a temperature between 25-35°C and heating to 35-40°C for 2 hours. After cooling the solution, 3 grams of Norite carbon black was charged and the product was vacuum filtered to yield 932 grams of yellow liquid having a SH content of less than 0.4% as determined by titration with 0.100 N iodine solution in isopropanol. The <sup>1</sup>H-NMR(CDC13,δ) spectrum was: 2.3 (2H, t, -C(=O)-CH<sub>2</sub>-CH<sub>2</sub>-), 2.8 (2H, m, -S-CH<sub>2</sub>-CH<sub>2</sub>-), 4.3 (2H, m, (-CC(=O)-O-CH<sub>2</sub>), 4.9 (1H, m, -O-CH(-S-CH<sub>2</sub>)-CH<sub>2</sub>-CH<sub>2</sub>-). GC of the product (1% in ether) indicated one primary product peak at 26.3 minutes retention time (50-300°C; 10°C/min.; split flow injector/FID).

Examples 3-11

[0056] A general flexible PVC composition containing:

INGREDIENT	AMOUNT
PVC resin (k=70)	100.0 parts
Dioctyl phthalate	40.0 phr
Epoxidized soybean oil	5.0 phr
Stearic acid 2-S-(tetrahydropyranyl thioethyl tallate)	0.2 phr
Metal carboxylate at equal levels of metal	See Table I

was processed on a standard horizontal two-roll mill (roll speeds 30R/40R) at 350°F with chips taken at five minute intervals to a maximum of 60 minutes. The color properties of the chips were measured using a Hunter Labs Colorimeter (L, a, b) and the yellowness index was selected as the measurement for comparison in Table II. The dynamic thermal stability (DTS) of the compositions was measured on a Brabender Plasti-Corder PL-2000 at 200°C/80rpm with No.6 roller blades and an electric head. The DTS, shown in Table III was recorded as the time in minutes before a sharp upturn in the torque curve during processing was observed.

[0057] As the data in the tables shows, all of the compositions have good dynamic stability but those containing zinc carboxylates have both dynamic stability and excellent color hold.

TABLE I

Example	Metal Carboxylate	Amount (phr)
Control	None	---
3	Nickel stearate	0.10
4	Zinc stearate	0.09
5	Zinc Octoate	0.05
6	Tin (II) stearate	0.05
7	Barium stearate	0.05
8	Cadmium stearate	0.06
9	Lead (II)stearate	0.03
10	Aluminum stearate	0.30
11	Calcium stearate	0.14

TABLE II

PVC Color Hold (Yellowness Index)												
Minutes												
Time\ Ex.	5	10	15	20	25	30	35	40	45	50	55	60
Cntrl.	47.1	77.2	89.1	101.0	94.3	99.7	105.4	99.9	98.1	93.9	94.2	89.8

TABLE II (continued)

PVC Color Hold (Yellowness Index)												
Minutes												
Time\ Ex.	5	10	15	20	25	30	35	40	45	50	55	60
3	54.3	80.5	93.5	103	107.7	112.1	107.8	111.6	119.9	111.8	103.5	119.8
4	9.0	12.3	11.8	13.4	16.6	17.2	21.0	24.6	30.8	39.8	48.1	53.2
5	9.7	11.7	13.9	14.5	15.6	16.8	20.6	22.9	23.8	31.1	35.8	40.5
6	50.5	89.2	96.9	94.9	106.9	106.6	107.9	105.0	98.7	105.4	102.0	107.1
7	51.0	86.6	108.5	116.6	115.6	118.8	135.0	134.6	135.4	138.4	126.1	133.5
8	16.0	41.7	47.9	51.2	52.2	54.8	56.6	60.9	65.7	70.9	72.1	83.2
9	25.4	56.8	78.2	82.6	88.6	95.6	103.9	96.7	96.1	101.2	99.9	107.1
10	51.3	73.5	81.4	87.2	93.0	98.8	101.3	106.0	111.4	116.1	116.6	119.2
11	51.9	80.8	93.2	109.5	118.4	126.7	126.7	143.0	137.6	141.3	142.3	139.6

Table III

Dynamic Thermal Stability	
Example	Time/minutes
Control	43.9
3	43.8
4	40.4
5	45.0
6	51.4
7	53.5
8	48.2
9	50.5
10	45.9
11	61.6

Examples 12-15

[0058] In this example, the relationship between the compatibility of the mercaptoalkyl esters with the plasticized vinyl chloride resin and their stabilizing power is shown.

[0059] A general flexible PVC composition containing:

INGREDIENT	AMOUNT
PVC resin (k=70)	100.0 parts
Diocetyl phthalate	40.0 phr
Epoxidized soybean oil	5.0 phr
Stearic acid	0.2 phr
Zinc octoate (18% Zn)	0.05 phr
2-S-(tetrahydropyranyl thioethylcarboxylate)	See Table IV

was processed on a standard horizontal two-roll mill (roll speeds 30R/40R) at 350°F with chips taken at five minute intervals to a maximum of 60 minutes. The color properties of the chips were measured using a Hunter Labs Colorimeter (L, a, b) and the yellowness index was selected as the measurement for comparison in Table V.

TABLE IV

Example	Carboxylate	% sulfur	Amount (phr)
12	Hexanoate	12.4	1.6
13	Caprate	10.4	1.9
14	Tallate	7.6	2.6
15	Oleate	7.6	2.6
Control	None (alcohol)	19.8	1.0

Table V

PVC Color Hold (Yellowness Index)												
Minutes												
	5	10	15	20	25	30	35	40	45	50	55	60
12	10.5	11.1	11.8	13.5	14.7	20.5	25.5	31.0	38.1	49.8	60.5	69.5
13	10.5	11.0	10.9	13.4	14.1	16.4	20.6	24.0	30.7	32.1	44.8	57.1
14	11.2	12.4	14.1	14.9	16.5	17.9	19.0	21.8	23.9	24.5	29.5	32.1
15	10.0	11.6	12.7	13.3	14.7	14.9	16.2	19.1	22.5	25.6	33.6	40.7
Cntrl.	10.4	11.9	13.0	14.3	16.6	20.4	23.8	27.3	34.5	38.2	48.0	62.1

Examples 16-17 and Comparative Example 1

**[0060]** The general flexible PCV formulation of Examples 12-15, was modified as shown in Table VI, and the resulting compositions were processed on a standard horizontal two-roll mill (roll speeds 30R/40R) at 350°F with chips taken at five minute intervals to a maximum of 60 minutes. The color properties of the chips were measured using a Hunter Labs Colorimeter (L, a, b) and the yellowness index was selected as the measurement for comparison in Table VII. They were also processed on a Brabender Plasti-Corder PL-2000 with electric mixing heads (roller type 6) at 200°C/ 80 rpm to measure their dynamic thermal stability (DTS). The DTS, shown in Table VIII, was recorded as the time in minutes before a sharp upturn in the torque curve during processing was observed.

Table VI

Stabilizer Systems Evaluated			
Reference phr	Stabilizer	ppm Metals	Use Level,
Control 1	2-S-(tetrahydropyranyl)thioethyltallate	none	2.05
Control 2	Zinc octoate (18% as zinc)	2,506	2.05
16	2-S-(tetrahydropyranyl)thioethyltallate Zinc octoate (18% as zinc)	---	2.00
		61	0.05
			2.05
17	Mark 859	706	1.00
	2-S-(tetrahydropyranyl)thioethyltallate	----	1.05
Comp. Ex. 1	Mark 859	1,448	2.05

Table VII

PVC Color Hold (Yellowness Index) During Processing by Two-Roll Mill @ 350°F												
Minutes												
	5	10	15	20	25	30	35	40	45	50	55	60
C1	42.0	68.8	88.9	93.7	99.0	95.1	99.0	91.3	96.8	96.9	101.4	104.4
C2	12.2	15.4	22.6	19.4	burn	---	---	---	---	---	---	---
16	10.5	11.4	12.0	12.8	14.7	16.4	17.5	19.3	21.1	22.2	27.8	34.3
17	11.3	13.5	15.8	18.3	20.1	20.2	20.9	22.1	20.5	19.4	22.1	28.8
CE	10.6	11.6	11.3	11.9	13.3	15.3	18.5	23.1	30.2	35.5	49.7	49.7

C1=Control 1; C2=Control 2; CE=Comparative Example 1

Table VIII

PVC Dynamic Thermal Stability by Brabender @200°C	
Control 1	52.3 minutes
Control 2	3.7 minutes
16	38.5 minutes
17	52.3 minutes
Comparative Example 1	39.3 minutes

Example 18

[0061] This example demonstrates the use of a Lewis acid such as zinc chloride in synergy with latent mercaptans.  
 [0062] A general flexible PVC composition containing:

INGREDIENT	AMOUNT
PVC resin (k=70)	100.0 parts
Diocetyl phthalate	40.0 phr
Epoxidized soybean oil	5.0 phr
Stearic acid	0.2 phr

was modified as shown in Table IX and the resulting compositions were processed on a standard horizontal two-roll mill (roll speeds 30R/40R) at 350°F with chips taken at five minute intervals to a maximum of 60 minutes. The color properties of the chips were measured using a Hunter Labs Colorimeter (L, a, b) and the yellowness index was selected as the measurement for comparison in Table X.

Table IX

Stabilizer Systems Evaluated		
Reference	Stabilizer	Use Level, phr
Control 1	2-S-(tetrahydropyranyl)thioethyltallate	2.02
Control 2	Zinc chloride (anhydrous)	0.02
18	2-S-(tetrahydropyranyl)thioethyltallate Zinc chloride (anhydrous)	2.00 0.02

Table X

PVC Color Hold (Yellowness Index) During Processing by Two-Roll Mill @ 350°F												
min/ex	5	10	15	20	25	30	35	40	45	50	55	60
C1	48.5	90.6	106.8	115.9	121.2	132.2	127.3	122.6	113.9	110.5	98.8	84.2
C2	18.3	26.7	46.1	68.8	45.2	burn	---	---	---	---	---	---
18	14.9	16.1	18.1	19.8	20.8	22.4	23.6	26.5	26.0	26.3	28.2	28.9

Examples 19-20 and Comparative Example 2

**[0063]** Whereas the surprising effect of very low levels of metallic-based stabilizers on 2-S-(tetrahydropyranyl)thioalkyl carboxylates in flexible PVC compositions has been shown above, the role played by the better compatibility of a 2-S-(tetrahydropyranyl)thioalkanol in combination with such low levels of metallic-based stabilizers in a rigid PVC is shown in the following examples.

**[0064]** A conventional rigid PVC composition containing:

INGREDIENT	AMOUNT
PVC resin (k=65)	100.0 parts
Calcium carbonate	5.00 phr
Titanium dioxide	1.0 phr
Calcium stearate	0.6 phr
Paraffin wax	1.2 phr
Oxidized polyethylene	0.15 phr

was modified as shown in Table XI and the resulting compositions were processed on a standard horizontal two-roll mill (roll speeds 30R/40R) at 390°F with chips taken at one minute intervals to a maximum of 12 minutes. The color properties of the chips were measured using a Hunter Labs Colorimeter (L, a, b) and the yellowness index was selected as the measurement for comparison in Table XII. The DTS, measured as described above but at 190°C, is shown in Table XIII.

Table XI

Stabilizer Systems Evaluated		
Reference	Stabilizer	Use Level, phr
Comp. Ex. 2	ADVASTAB TM-694 stabilizer*	0.40
19	2-S-(tetrahydropyranyl)thioethanol**	2.50
	Zinc octoate (18% zinc)l	0.05
20	2-S-(tetrahydropyranyl)thioethylallate	2.00
	Zinc octoate (18% zinc)	0.05
	Dibenzoylmethane	0.05

\*ADVASTAB is a registered trademark of Morton International, Inc.

\*\* includes minor amounts of compounds of Formulas 3-7.

Table XII

PVC Color Hold (Yellowness Index) During Processing by Two-Roll Mill @ 390°F												
min/ex	1	2	3	4	5	6	7	8	9	10	11	12
CE 2	3.0	3.9	4.5	5.1	5.8	7.2	9.3	11.5	14.2	16.8	18.6	21.5
19	4.8	7.4	7.9	7.6	7.3	7.7	7.8	9.8	12.8	16.5	20.5	24.4
20	4.3	5.9	9.0	11.9	14.0	15.9	17.1	17.4	16.4	18.3	21.9	26.3

Table XIII

PVC Dynamic Thermal Stability by Brabender @ 190°C	
	Minutes
Comparative Example 2	6.3
19	18.0
20	6.1

Examples 21-22 and Comparative Examples 3-4

**[0065]** The activating effect of a Lewis acid and of a metallic-based stabilizer on a latent mercaptan according to this invention, when used alone and in combination, is shown in this example.

**[0066]** A conventional rigid PVC composition containing:

INGREDIENT	AMOUNT
PVC resin (k=65)	100.0 parts
Calcium carbonate	5.00 phr
Titanium dioxide	1.0 phr
Calcium stearate	0.6 phr
Paraffin wax	1.2 phr
Oxidized polyethylene	0.15 phr

was modified as shown in Table XIV and the resulting compositions were processed on a standard horizontal two-roll mill (roll speeds 30R/40R) at 390°F with chips taken at one minute intervals to a maximum of 11 minutes. The color properties of the chips were measured using a Hunter Labs Colorimeter (L, a, b) and the yellowness index was selected as the measurement for comparison in Table XV.

Table XIV

Stabilizer Systems Evaluated		
Reference	Stabilizer	Use Level, phr
Comp. Ex. 3	ADVASTAB TM-599T*	0.25
Comp. Ex. 4	ADVASTAB TM-599T* Methyltin trichloride	0.235 0.015
21	2-S-(tetrahydropyranyl)thioethanol** ADVASTAB TM-599T* Methyltin trichloride	0.05 0.235 0.015
22	2-S-(tetrahydropyranyl)thioethanol ** ADVASTAB TM-599T*	0.05 0.25

\*ADVASTAB is a registered trademark of Morton International, Inc.

\*\*includes minor amounts of compounds of Formulas 3-7

Table XV

PVC Color Hold (Yellowness Index) During Processing by Two-Roll Mill @ 390°F											
min/ex	1	2	3	4	5	6	7	8	9	10	11
CE 3	6.7	8.2	9.1	10.2	12.0	14.5	18.2	22.3	25.2	26.0	29.4
CE 4	4.6	5.6	6.8	8.8	12.2	16.0	19.8	23.4	24.6	27.3	29.5
21	4.0	4.1	4.6	5.7	7.2	11.4	14.0	17.9	20.8	23.3	26.4



Table XV (continued)

PVC Color Hold (Yellowness Index) During Processing by Two-Roll Mill @ 390°F											
min/ex	1	2	3	4	5	6	7	8	9	10	11
22	5.1	6.2	6.3	7.0	8.2	11.4	15.1	19.1	21.0	24.0	26.5

Example 23Preparation of Intermediate

[0067] A mixture of 736.16 grams (8 moles) of thioglycolic acid, 848.96 grams (8 moles) of diethyleneglycol, and 1.3 grams of p-toluene sulfonic acid was heated to 80°C at a pressure of 400 Torr in a reactor equipped with a mechanical stirrer, a thermometer, and a vacuum take-off condenser. The refluxing temperature was held for 1 hour before the pressure was reduced to 120 Torr over a period of 2.5 hours to remove water formed by the esterification. The temperature rose to 120°C as the pressure was further reduced to 20 Torr over a period of 0.5 hour. The total weight of water removed was 140.92 grams. The product has an acid value of 12 and an SH content of 16.75% by weight. The yield was 1421.12 grams. The product was a mixture of the diethyleneglycol mono- and diesters of thioglycolic acid (i. e., hydroxyethoxyethylmercaptoacetate and ethoxyethyl dimercaptoacetate) and was satisfactory.

Preparation of Adduct

[0068] To the 1421 grams (7.89 equivalents) of intermediate thus produced there was added 6.38 grams of AMBERLYST 15 ion exchange resin and then 708.21 grams (8.42 equivalents) of 3,4-dihydro(2H)pyran (DHP) was added dropwise over a period of 135 minutes under a nitrogen blanket at a temperature 40-50°C. After continued heating at 40-50°C for 2.25 hours, the %SH was 5.36. Another charge of DHP weighing 300.21 grams (about 3.5 moles) was added during a period of 0.5 hour and the reaction mixture was held at about 55°C for 0.5 hour to reduce the %SH to 3.32. After standing overnight (about 14 hours) under nitrogen, the product had an SH content of 2.68 %.

[0069] The product was a mixture containing 2-S-(tetrahydropyranyl) hydroxyethoxyethylthioglycolate, wherein R<sup>1</sup> is hydroxyethoxyethoxyacetylmethyl, and bis-[2-S-(tetrahydropyranyl)ethoxyethyl] thioglycolate, wherein y is 2 and R<sup>1</sup> is oxy[bis(ethoxyacetylmethyl)].

Example 24Preparation of intermediate

[0070] A mixture of 98.23 grams (1.07 moles) of thioglycolic acid, 160.06 grams (1.07 moles) of triethyleneglycol, and 0.2 gram of p-toluene sulfonic acid was heated to 100°C at a pressure of 250 Torr in a reactor equipped with a mechanical stirrer, a thermometer, and a vacuum take-off condenser. The refluxing temperature was held for 25 minutes before the pressure was reduced to 10 Torr over a period of 1.5 hours to remove water formed by the esterification. The product contained the triethyleneglycol monoester (about 57% of the total weight) and the triethyleneglycol diester of thioglycolic acid (about 20 %) and was satisfactory.

Preparation of Adduct

[0071] A mixture containing (2-S-tetrahydropyranyl) hydroxyethoxyethylthioglycolate and bis-(2-S-tetrahydropyranyl)ethoxyethylthioglycolate was prepared by cooling 100 grams (0.42 equivalent of SH) of the thus prepared mixture of triethyleneglycol mono- and diesters of thioglycolic acid along with 0.2 gram of AMBERLYST 15 ion exchange resin to 0°C and adding 39.18 grams (0.462 mole) of DHP dropwise over a period of 30 minutes. The mixture was held at 0°C for 1 hour and then heated gradually to room temperature (about 22°C) and held there for 2 hours. The yield of product was 139.2 grams and the SH content was 3.5%.

Example 25Preparation of Intermediate

[0072] A mixture of 92.0 grams (1 mole) of thioglycolic acid, 212.21 grams (2 moles) of diethyleneglycol, and 0.24 gram of p-toluene sulfonic acid was heated to 100°C at a pressure of 200 Torr in a reactor equipped with a mechanical

**EP 0 945 485 A1**

stirrer, a thermometer, and a vacuum take-off condenser. The temperature was held for 0.5 hour before the pressure was reduced to 10 Torr over a period of 1.9 hours and then held for 70 minutes to remove water formed by the esterification. The temperature was raised to 110°C as the pressure was further reduced to less than 1 Torr over a period and held for 3 hours. The diethyleneglycol monoester of thioglycolic acid constituted 85.9 % and the diester constituted 14.1 % of the weight of the product. The SH content of the product was 19.49% by weight, which was satisfactory.

Preparation of Adduct

**[0073]** A mixture of 70 grams (0.412 equivalent) of the intermediate thus produced and 0.15 gram of AMBERLYST 15 ion exchange resin was cooled to less than 0.5°C and then 36.52 grams (0.434 equivalent) of DHP was added dropwise over a period of about 7 minutes and after 3 hours it was warmed to room temperature (about 22°C).

Examples 26-28 and Comparative Examples 5 & 6

**[0074]** A conventional rigid PVC composition containing:

INGREDIENT	AMOUNT
PVC resin (k=65)	100.0 parts
Calcium carbonate	5.00 phr
Titanium dioxide	1.0 phr
Calcium stearate	0.6* phr
Paraffin wax	1.2 phr
Oxidized polyethylene	0.15 phr

\* 0.45 in Comp. Ex. 4 and Ex. 28

was modified as shown in Table XVI and the resulting compositions were processed on a standard horizontal two-roll mill (roll speeds 30R/40R) at 390°F with chips taken at one minute intervals to a maximum of 12 minutes. The color properties of the chips were measured using a Hunter Labs Colorimeter (L, a, b) and the dE was selected as the measurement for comparison in Table XVII. The DTS, measured as described above but at 190°C, is shown in Table XVIII.

Table XVI

Stabilizer Systems Evaluated		
Reference phr	Stabilizer	Use Level,
Comp. Ex. 5	ADVASTAB TM-599 stabilizer	0.45*
Comp. Ex. 6	ADVASTAB LS-203 lube & stabilizer **	2.40
26	Product of Example 22	0.70
	Zinc octoate (18% zinc)	0.13
27	Product of Example 23	0.70
	Zinc octoate (18% zinc)	0.13
28	Product of Example 24	0.70
	Zinc octoate (18% zinc)	0.13

\* Higher than normal amount for PVC pipe

\*\* TM-599 plus lubricant

Table XVII

PVC Color Hold (dE) During Processing by Two-Roll Mill @ 390°F												
min/ex	1	2	3	4	5	6	7	8	9	10	11	12
CE 5	15.8	15.8	16.1	15.8	16.0	15.9	16.8	17.2	17.9	18.5	20.0	21.2
26	16.7	16.2	15.7	16.1	15.8	16.9	17.5	18.6	21.4	27.0	36.2	43.2

Table XVII (continued)

PVC Color Hold (dE) During Processing by Two-Roll Mill @ 390°F												
min/ex	1	2	3	4	5	6	7	8	9	10	11	12
27	16.0	15.4	15.5	15.4	16.1	16.5	18.3	24.4	28.6	40.8	46.8	48.8
CE 6	11.5	11.7	12.3	13.0	12.1	13.2	14.5	14.7	15.4	16.7	18.8	19.9
28	12.3	11.5	12.1	12.7	12.2	14.3	15.7	20.5	28.9	35.9	41.5	42.8

Table XVIII

PVC Dynamic Thermal Stability by Brabender @ 190°C	
	Minutes
Comparative Example 5	9.6
26	9.9
27	8.6
Comparative Example 6	13.9
28	9.9

Example 29 and Comparative Example 7

**[0075]** The following examples compare the thermal stability of a semi-rigid PVC composition containing a homogeneous blend of zinc chloride and the latent mercaptan of this invention (Formula 2 along with the by-products shown by Formulas 3-7) with that of a semi-rigid PVC composition containing a commercial Cd/Ba/Zn/phosphite stabilizer.

**[0076]** The homogeneous blend of zinc chloride and the latent mercaptan was prepared by charging dropwise a solution of 16.0 grams of anhydrous zinc chloride in 50 mls of dry acetone into 333.2 grams of the latent mercaptan with stirring at 30°C under a nitrogen blanket and then removing the acetone by heating the solution at 55°C for one hour under a reduced pressure of 15 mm Hg. Filtration of the remaining liquid yielded a sparkling clear homogeneous product having a zinc content of 2.1% by weight.

**[0077]** A conventional semi-rigid PVC composition containing:

INGREDIENT	AMOUNT
PVC resin (k=70)	100.0 parts
Diisodecyl phthalate	27.0
Epoxidized soybean oil	3.0
Calcium carbonate	30.0 phr
Stearic acid	0.5 phr

was modified as shown in Table XIX and the resulting compositions were processed on a standard horizontal two-roll mill (roll speeds 30R/40R) at 350°F with chips taken at five minute intervals to a maximum of 60 minutes. The color properties of the chips were measured using a Hunter Labs Colorimeter (L, a, b) and the yellowness index was selected as the measurement for comparison in Table XX.

Table XIX

Stabilizer Systems Evaluated		
Example	Stabilizer	Use Level, phr
30	Product of Example 29	2.25
Comp. Ex. 7	Liquid Cd/Ba/Zn/phosphite	3.00
	Solid Ba/Zn booster	0.50

Table XX

PVC Color Hold (YI) During Processing by Two-Roll Mill @ 350°F												
min/ex	5	10	15	20	25	30	35	40	45	50	55	60
30	14.8	16.9	18.8	20.2	21.4	22.7	24.8	27.3	31.3	35.6	39.4	45.3
CE 7	16.7	21.1	25.2	28.5	31.7	34.0	36.4	38.6	41.4	44.2	46.0	48.3

[0078] The DTS, recorded as the point at which a sharp upturn in the torque rheometry curve occurs at 200°C on a BRABENDER PL-2000 rheometer having an electric head and No. 6 roller blades, is shown in Table XXI.

Table XXI

PVC Dynamic Thermal Stability by Brabender @200°C, 80 rpm	
30	25.4 minutes
Comparative Example 7	26.5 minutes

[0079] The preferred ratio of zinc to sulfur, as they occur in the various combinations of zinc carboxylate or zinc chloride with the latent mercaptan of this invention to make a stabilizer for certain applications of the flexible PVC compositions of this invention, is as shown in Table XXII:

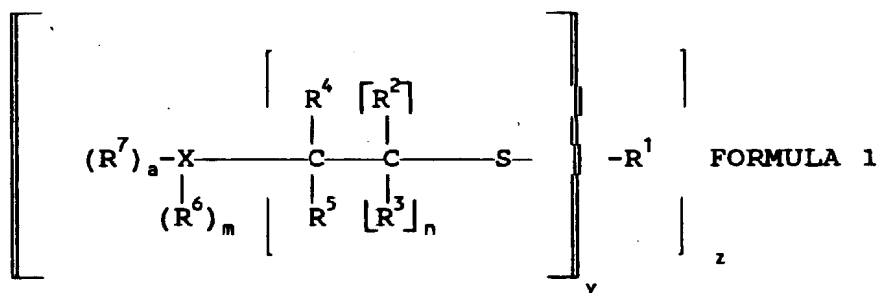
TABLE XXII

APPLICATION	% Filler	Zn:S Ratio	% Zn in stabilizer
Clear calender and extrusion	0.0	0.06:1	0.4
Low fill calender and extrusion; W+C	≤ 10	0.12:1	0.9
Mod. filled calender and extrusion; awning	10-25	0.18:1	1.3
Mbd. filled calender and extrusion	10-25	0.24:1	1.7
High filled calender and extrusion	25.0	0.32:1	2.2
Filled plastisol	N/A	0.60:1	3.6

[0080] Articles of manufacture contemplated by this invention, e.g. packaging film, tubing, rigid pipe, and window profile, are formed from the stabilized compositions of this invention by any of the well-known conventional techniques for forming polymers into shaped articles.

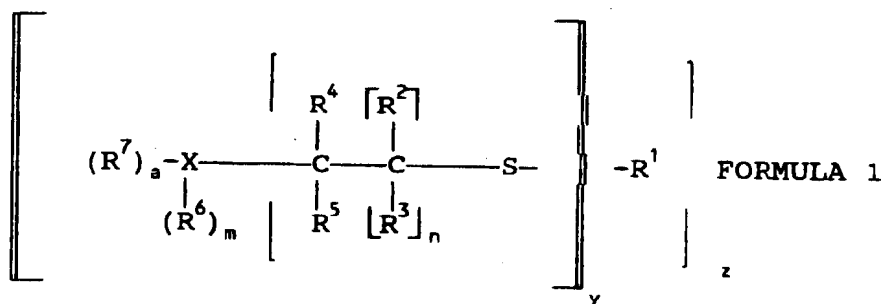
Claims

1. A polymer composition comprising a halogen-containing polymer and degradation products of a blocked mercaptan present during processing of the composition at an elevated temperature, said blocked mercaptan having the structure:



wherein a is 1, m is 0, n is 0 or 1; y is 1 or 2, and z is 1; R<sup>1</sup> is a hydroxyalkyl, hydroxy(polyalkoxy) alkyl, hydroxy (polyalkoxy)acylalkyl, acyloxyalkyl, acyloxy(hydroxyalkyl), acyloxy(alkoxyalkyl), acyloxy(polyalkoxy)alkyl, acyloxy (polyalkoxy)acylalkyl, oxy[bis(alkoxyacylalkyl)], oxy[bis(polyalkoxyacylalkyl)], benzoyloxy(polyalkoxy)alkyl, benzoyloxy(polyalkoxy)acylalkyl, or alkylene bis-(acyloxyalkyl) group in which the alkyl moieties have from 2 to 20 carbon atoms, the acyloxy moieties have from 2 to 22 carbon atoms; either R<sup>3</sup> or R<sup>5</sup> is joined with R<sup>7</sup> and O to form a heterocyclic moiety, and the rest of R<sup>2</sup>, R<sup>3</sup>, R<sup>4</sup>, and R<sup>5</sup> are hydrogen; and between 0.005% and 0.5%, based on the weight of the polymer, of a synergist comprising a metallic-based heat stabilizer, a Lewis acid or a mixture thereof.

2. A composition according to claim 1 wherein the halogen-containing polymer is a flexible PVC composition and R<sup>1</sup> is an acyloxyalkyl group.
3. A composition according to claim 1 wherein the halogen-containing polymer is a rigid PVC and R<sup>1</sup> is a hydroxy (polyalkoxy)acylalkyl group.
4. A composition according to claim 1 wherein the halogen-containing polymer is a rigid PVC and R<sup>1</sup> is a hydroxyalkyl group.
5. A composition according to any preceding claim wherein the synergist is a metallic-based stabilizer.
6. A composition according to any one of claims 1 to 4 wherein the synergist is a Lewis acid.
7. A composition according to any preceding claim wherein the metallic-based stabilizer is a zinc carboxylate.
8. A composition according to any preceding claim wherein the Lewis acid is zinc chloride.
9. A composition according to any preceding claim wherein the alkyl moieties of Formula 1 are ethyl.
10. A stabilizer composition comprising from 87.5% to 98.5%, by weight, of a blocked mercaptan having the structure:



wherein a is 1, m is 0, n is 0 or 1; y is 1 or 2, and z is 1; R<sup>1</sup> is a hydroxyalkyl, hydroxy(polyalkoxy)alkyl, hydroxy (polyalkoxy)acylalkyl, acyloxyalkyl, acyloxy(hydroxyalkyl), acyloxy(alkoxyalkyl), acyloxy(polyalkoxy)alkyl, acyloxy (polyalkoxy)acylalkyl, oxy[bis(alkoxyacylalkyl)], oxy[bis(polyalkoxyacylalkyl)], benzoyloxy(polyalkoxy)alkyl, benzoyloxy(polyalkoxy)acylalkyl, or alkylene bis-(acyloxyalkyl) group in which the alkyl moieties have from 2 to 20 carbon atoms, the acyloxy moieties have from 2 to 22 carbon atoms; R<sup>2</sup>, R<sup>3</sup>, R<sup>4</sup>, and R<sup>5</sup> are hydrogen; and either R<sup>3</sup> or R<sup>5</sup> is joined with R<sup>7</sup> and O to form a heterocyclic moiety;

the balance comprising a synergist which is a metal-based stabilizer, a Lewis acid or a mixture thereof.

11. A composition according to claim 10 wherein the metallic-based heat stabilizer is an organometal compound.
12. A composition according to claim 11 wherein the metallic-based heat stabilizer is a zinc carboxylate.
13. A composition according to any one of claims 10 to 12 wherein the synergist comprises a Lewis acid.
14. A composition according to claim 13 wherein the Lewis acid is zinc chloride.

15. A composition according to any one of claims 10 to 14 wherein the blocked mercaptan constitutes from 93.5% to 97.5% of the total weight.
- 5 16. A composition according to any one of claims 10 to 15 characterised further in that it is a clear, homogenous liquid.
17. A composition according to any one of claims 10 to 16 wherein the alkyl moieties of Formula 1 are ethyl.
- 10 18. A method for the preparation of a composition for stabilizing a halogen-containing polymer, said method comprising reacting acrolein with a vinyl ether in the presence of a catalytic amount of zinc chloride to form a 3,4-dihydro-2-substituted-2H-pyran and reacting said pyran with a mercaptan whereby the sulfhydryl group of the mercaptan adds across the double bond of the pyran to form a latent mercaptan in admixture with the zinc chloride.

15

20

25

30

35

40

45

50

55



European Patent  
Office

EUROPEAN SEARCH REPORT

Application Number  
EP 99 30 2322

DOCUMENTS CONSIDERED TO BE RELEVANT			
Category	Citation of document with indication, where appropriate, of relevant passages	Relevant to claim	CLASSIFICATION OF THE APPLICATION (Int.Cl.6)
X	EP 0 224 679 A (HUELS CHEMISCHE WERKE AG) 10 June 1987 * page 6, column 30 - page 8, column 30 *	1,2,5,7, 9-12	C08K13/02 C08L27/06
A	* page 6, column 5 - column 30 *	18	/(C08K13/02, 3:16,5:098, 5:37)
A	EP 0 260 380 A (ARGUS CHEM) 23 March 1988 * examples 13-20; tables D,E *	1-18	
			TECHNICAL FIELDS SEARCHED (Int.Cl.6)
			C08K
The present search report has been drawn up for all claims			
Place of search <b>THE HAGUE</b>		Date of completion of the search <b>29 June 1999</b>	Examiner <b>Friederich, P</b>
CATEGORY OF CITED DOCUMENTS		T : theory or principle underlying the invention E : earlier patent document, but published on, or after the filing date D : document cited in the application L : document cited for other reasons ..... & : member of the same patent family, corresponding document	
X : particularly relevant if taken alone Y : particularly relevant if combined with another document of the same category A : technological background O : non-written disclosure P : intermediate document			

EPO FORM 1503 03.92 (P04C001)

**ANNEX TO THE EUROPEAN SEARCH REPORT  
ON EUROPEAN PATENT APPLICATION NO.**

EP 99 30 2322

This annex lists the patent family members relating to the patent documents cited in the above-mentioned European search report. The members are as contained in the European Patent Office EDP file on  
The European Patent Office is in no way liable for these particulars which are merely given for the purpose of information.

29-06-1999

Patent document cited in search report	Publication date	Patent family member(s)	Publication date
EP 0224679 A	10-06-1987	DE 3542862 A	11-06-1987
		JP 62146942 A	30-06-1987
		US 4973619 A	27-11-1990
		US 4849463 A	18-07-1989
EP 0260380 A	23-03-1988	US 4782170 A	01-11-1988
		CA 1273951 A	11-09-1990
		JP 62277394 A	02-12-1987

EPO FORM P0459

For more details about this annex : see Official Journal of the European Patent Office, No. 12/82



(19)



Europäisches Patentamt  
European Patent Office  
Office européen des brevets



(11)

**EP 1 004 578 A2**

(12)

**EUROPEAN PATENT APPLICATION**

(43) Date of publication:  
**31.05.2000 Bulletin 2000/22**

(51) Int Cl.7: **C07D 207/28, A61K 31/40**

(21) Application number: **99308617.2**

(22) Date of filing: **29.10.1999**

(84) Designated Contracting States:  
**AT BE CH CY DE DK ES FI FR GB GR IE IT LI LU  
MC NL PT SE**  
Designated Extension States:  
**AL LT LV MK RO SI**

(30) Priority: **05.11.1998 US 107189 P**

(71) Applicant: **Pfizer Products Inc.  
Groton, Connecticut 06340 (US)**

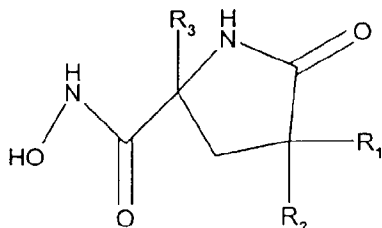
(72) Inventors:  
• **Laird, Ellen Ruth, Pfizer Inc.  
Groton, Connecticut 06340 (US)**  
• **Robinson, Jr., Ralph Pelton, Pfizer Inc.  
Groton, Connecticut 06340 (US)**

(74) Representative:  
**Simpson, Alison Elizabeth Fraser et al  
Urquhart-Dykes & Lord,  
91 Wimpole Street  
London W1M 8AH (GB)**

(54) **5-oxo-pyrrolidine-2-carboxylic acid hydroxamide derivatives**

(57) The present invention relates to a compound of the formula

wherein R<sup>1</sup>, R<sup>2</sup>, R<sup>3</sup> are as defined above, to pharmaceutical compositions and methods of treatment.



**EP 1 004 578 A2**

**Description**Background of the Invention

5 **[0001]** The present invention relates to 5-oxo-pyrrolidine-2-carboxylic acid hydroxamide derivatives, and to pharmaceutical compositions and methods of treatment.

**[0002]** The compounds of the present invention are inhibitors of zinc metalloendopeptidases, especially those belonging to the matrix metalloproteinase (also called MMP or matrixin) and reprolysin (also known as adamylsin) sub-families of the metzincins (Rawlings, *et al.*, Methods in Enzymology, 248, 183-228 (1995) and Stocker, *et al.*, Protein Science, 4, 823-840 (1995)).

10 **[0003]** The MMP subfamily of enzymes, currently contains seventeen members (MMP-1, MMP-2, MMP-3, MMP-7, MMP-8, MMP-9, MMP-10, MMP-11, MMP-12, MMP-13, MMP-14, MMP-15, MMP-16, MMP-17, MMP-18, MMP-19, MMP-20). The MMP's are most well known for their role in regulating the turn-over of extracellular matrix proteins and as such play important roles in normal physiological processes such as reproduction, development and differentiation.

15 In addition, the MMP's are expressed in many pathological situations in which abnormal connective tissue turnover is occurring. For example, MMP-13, an enzyme with potent activity at degrading type II collagen (the principal collagen in cartilage), has been demonstrated to be overexpressed in osteoarthritic cartilage (Mitchell, *et al.*, J. Clin. Invest., 97, 761 (1996)). Other MMPs (MMP-2, MMP-3, MMP-8, MMP-9, MMP-12) are also overexpressed in osteoarthritic cartilage and inhibition of some or all of these MMP's is expected to slow or block the accelerated loss of cartilage typical of joint diseases such as osteoarthritis or rheumatoid arthritis.

20 **[0004]** The mammalian reprolysin is known as ADAMs (A Disintegrin And Metalloproteinase) (Wolfberg, *et al.*, J. Cell Biol., 131, 275-278 (1995)) and contain a disintegrin domain in addition to a metalloproteinase-like domain. To date, twenty three distinct ADAM's have been identified.

25 **[0005]** ADAM-17, also known as tumor necrosis factor-alpha converting enzyme (TACE), is the most well known ADAM. ADAM-17 (TACE) is responsible for cleavage of cell bound tumor necrosis factor-alpha (TNF- $\alpha$ , also known as cachectin). TNF- $\alpha$  is recognized to be involved in many infectious and auto-immune diseases (W. Friers, FEBS Letters, 285, 199 (1991)). Furthermore, it has been shown that TNF- $\alpha$  is the prime mediator of the inflammatory response seen in sepsis and septic shock (Spooner, *et al.*, Clinical Immunology and Immunopathology, 62 S11 (1992)). There are two forms of TNF- $\alpha$ , a type II membrane protein of relative molecular mass 26,000 (26 kD) and a soluble

30 17 kD form generated from the cell bound protein by specific proteolytic cleavage. The soluble 17 kD form of TNF- $\alpha$  is released by the cell and is associated with the deleterious effects of TNF- $\alpha$ . This form of TNF- $\alpha$  is also capable of acting at sites distant from the site of synthesis. Thus, inhibitors of TACE prevent the formation of soluble TNF- $\alpha$  and prevent the deleterious effects of the soluble factor.

35 **[0006]** Select compounds of the invention are potent inhibitors of aggrecanase, an enzyme important in the degradation of cartilage aggrecan. Aggrecanase is also believed to be an ADAM. The loss of aggrecan from the cartilage matrix is an important factor in the progression of joint diseases such as osteoarthritis and rheumatoid arthritis and inhibition of aggrecanase is expected to slow or block the loss of cartilage in these diseases.

40 **[0007]** Other ADAMs that have shown expression in pathological situations include ADAM TS-1 (Kuno, *et al.*, J. Biol. Chem., 272, 556-562 (1997)), and ADAM's 10, 12 and 15 (Wu, *et al.*, Biochem. Biophys. Res. Comm., 235, 437-442, (1997)). As knowledge of the expression, physiological substrates and disease association of the ADAM's increases the full significance of the role of inhibition of this class of enzymes will be appreciated.

45 **[0008]** Diseases in which inhibition of MMP's and or ADAM's will provide therapeutic benefit include: arthritis (including osteoarthritis and rheumatoid arthritis), inflammatory bowel disease, Crohn's disease, emphysema, acute respiratory distress syndrome, asthma chronic obstructive pulmonary disease, Alzheimer's disease, organ transplant toxicity, cachexia, allergic reactions, allergic contact hypersensitivity, cancer, tissue ulceration, restenosis, periodontal disease, epidermolysis bullosa, osteoporosis, loosening of artificial joint implants, atherosclerosis (including atherosclerotic plaque rupture), aortic aneurysm (including abdominal aortic aneurysm and brain aortic aneurysm), congestive heart failure, myocardial infarction, stroke, cerebral ischemia, head trauma, spinal cord injury, neuro-degenerative disorders (acute and chronic), autoimmune disorders, Huntington's disease, Parkinson's disease, migraine, depression, peripheral neuropathy, pain, cerebral amyloid angiopathy, nootropic or cognition enhancement, amyotrophic lateral sclerosis,

50 multiple sclerosis, ocular angiogenesis, corneal injury, macular degeneration, abnormal wound healing, burns, diabetes, tumor invasion, tumor growth, tumor metastasis, corneal scarring, scleritis, AIDS, sepsis, septic shock and other diseases characterized by metalloproteinase or ADAM expression.

55 **[0009]** This invention also relates to a method of using the compounds of the invention in the treatment of the above diseases in mammals, especially humans, and to the pharmaceutical compositions useful therefore.

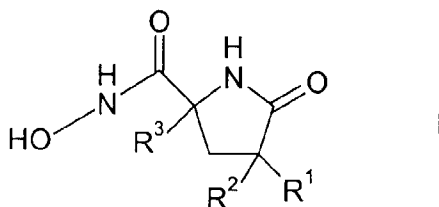
**[0010]** It is recognized that different combinations of MMP's and ADAM's are expressed in different pathological situations. As such, inhibitors with specific selectivities for individual ADAM's and/or MMP's may be preferred for individual diseases. For example, rheumatoid arthritis is an inflammatory joint disease characterized by excessive TNF

levels and the loss of joint matrix constituents. In this case, a compound that inhibits TACE and aggrecanase as well as MMP's such as MMP-13 may be the preferred therapy. In contrast, in a less inflammatory joint disease such as osteoarthritis, compounds that inhibit matrix degrading MMP's such as MMP-13 but not TACE may be preferred.

[0011] The present inventors have also discovered that it is possible to design inhibitors with differential metalloprotease activity. Specifically, for example, the inventors have been able to design molecules which selectively inhibit matrix metalloprotease-13 (MMP-13) preferentially over MMP-1.

#### Summary of the Invention

[0012] The present invention relates to compounds of the formula



wherein R<sup>1</sup> is (C<sub>1</sub>-C<sub>6</sub>)alkyl, (C<sub>6</sub>-C<sub>10</sub>)aryl, (C<sub>2</sub>-C<sub>9</sub>)heteroaryl, (C<sub>6</sub>-C<sub>10</sub>)aryl(C<sub>1</sub>-C<sub>6</sub>)alkyl, (C<sub>6</sub>-C<sub>10</sub>)aryl(C<sub>6</sub>-C<sub>10</sub>)aryl, (C<sub>6</sub>-C<sub>10</sub>)aryl(C<sub>2</sub>-C<sub>9</sub>)heteroaryl, (C<sub>2</sub>-C<sub>9</sub>)heteroaryl(C<sub>1</sub>-C<sub>6</sub>)alkyl, (C<sub>2</sub>-C<sub>9</sub>)heteroaryl(C<sub>6</sub>-C<sub>10</sub>)aryl, (C<sub>2</sub>-C<sub>9</sub>)heteroaryl(C<sub>2</sub>-C<sub>9</sub>)heteroaryl, (C<sub>6</sub>-C<sub>10</sub>)aryloxy(C<sub>1</sub>-C<sub>6</sub>)alkyl, (C<sub>6</sub>-C<sub>10</sub>)aryloxy(C<sub>6</sub>-C<sub>10</sub>)aryl, (C<sub>6</sub>-C<sub>10</sub>)aryloxy(C<sub>2</sub>-C<sub>9</sub>)heteroaryl, (C<sub>2</sub>-C<sub>9</sub>)heteroaryloxy(C<sub>1</sub>-C<sub>6</sub>)alkyl, (C<sub>2</sub>-C<sub>9</sub>)heteroaryloxy(C<sub>6</sub>-C<sub>10</sub>)aryl, (C<sub>2</sub>-C<sub>9</sub>)heteroaryloxy(C<sub>2</sub>-C<sub>9</sub>)heteroaryl, (C<sub>6</sub>-C<sub>10</sub>)aryl(C<sub>1</sub>-C<sub>6</sub>)alkyl(C<sub>6</sub>-C<sub>10</sub>)aryl, (C<sub>6</sub>-C<sub>10</sub>)aryl(C<sub>1</sub>-C<sub>6</sub>)alkyl(C<sub>2</sub>-C<sub>9</sub>)heteroaryl, (C<sub>6</sub>-C<sub>10</sub>)aryl(C<sub>1</sub>-C<sub>6</sub>)alkoxy(C<sub>6</sub>-C<sub>10</sub>)aryl, (C<sub>6</sub>-C<sub>10</sub>)aryl(C<sub>1</sub>-C<sub>6</sub>)alkoxy(C<sub>2</sub>-C<sub>9</sub>)heteroaryl, (C<sub>6</sub>-C<sub>10</sub>)aryloxy(C<sub>1</sub>-C<sub>6</sub>)alkyl(C<sub>6</sub>-C<sub>10</sub>)aryl, (C<sub>6</sub>-C<sub>10</sub>)aryloxy(C<sub>1</sub>-C<sub>6</sub>)alkyl(C<sub>2</sub>-C<sub>9</sub>)heteroaryl, (C<sub>2</sub>-C<sub>9</sub>)heteroaryl(C<sub>1</sub>-C<sub>6</sub>)alkyl(C<sub>6</sub>-C<sub>10</sub>)aryl, (C<sub>2</sub>-C<sub>9</sub>)heteroaryl(C<sub>1</sub>-C<sub>6</sub>)alkyl(C<sub>2</sub>-C<sub>9</sub>)heteroaryl, (C<sub>2</sub>-C<sub>9</sub>)heteroaryl(C<sub>1</sub>-C<sub>6</sub>)alkoxy(C<sub>6</sub>-C<sub>10</sub>)aryl, (C<sub>2</sub>-C<sub>9</sub>)heteroaryl(C<sub>1</sub>-C<sub>6</sub>)alkoxy(C<sub>2</sub>-C<sub>9</sub>)heteroaryl, (C<sub>2</sub>-C<sub>9</sub>)heteroaryloxy(C<sub>1</sub>-C<sub>6</sub>)alkyl(C<sub>6</sub>-C<sub>10</sub>)aryl, (C<sub>2</sub>-C<sub>9</sub>)heteroaryloxy(C<sub>1</sub>-C<sub>6</sub>)alkyl(C<sub>2</sub>-C<sub>9</sub>)heteroaryl, (C<sub>6</sub>-C<sub>10</sub>)aryl(C<sub>6</sub>-C<sub>10</sub>)aryl(C<sub>1</sub>-C<sub>6</sub>)alkyl or (C<sub>6</sub>-C<sub>10</sub>)aryl(C<sub>1</sub>-C<sub>6</sub>)alkoxy(C<sub>1</sub>-C<sub>6</sub>)alkyl, wherein each of said (C<sub>6</sub>-C<sub>10</sub>)aryl or (C<sub>2</sub>-C<sub>9</sub>)heteroaryl moieties is optionally substituted on any of the ring carbon atoms capable of forming an additional bond by one or more substituents per ring, independently selected from fluoro, chloro, bromo, (C<sub>1</sub>-C<sub>6</sub>)alkyl, (C<sub>1</sub>-C<sub>6</sub>)alkoxy, perfluoro(C<sub>1</sub>-C<sub>3</sub>)alkyl, perfluoro(C<sub>1</sub>-C<sub>3</sub>)alkoxy and (C<sub>6</sub>-C<sub>10</sub>)aryloxy; and

R<sup>2</sup> and R<sup>3</sup> are independently selected from H, (C<sub>1</sub>-C<sub>6</sub>)alkyl, and CH<sub>2</sub>(C<sub>6</sub>-C<sub>10</sub>)aryl;

and the pharmaceutically acceptable salts thereof.

[0013] Preferred compounds of the present invention relate to compounds wherein R<sup>1</sup> is (C<sub>6</sub>-C<sub>10</sub>)aryl, (C<sub>6</sub>-C<sub>10</sub>)aryloxy(C<sub>6</sub>-C<sub>10</sub>)aryl, (C<sub>6</sub>-C<sub>10</sub>)aryl(C<sub>6</sub>-C<sub>10</sub>)aryl, (C<sub>6</sub>-C<sub>10</sub>)aryloxy(C<sub>2</sub>-C<sub>9</sub>)heteroaryl, (C<sub>2</sub>-C<sub>9</sub>)heteroaryl, (C<sub>2</sub>-C<sub>9</sub>)heteroaryl(C<sub>2</sub>-C<sub>9</sub>)heteroaryl, (C<sub>6</sub>-C<sub>10</sub>)aryl(C<sub>1</sub>-C<sub>6</sub>)alkoxy(C<sub>6</sub>-C<sub>10</sub>)aryl, (C<sub>2</sub>-C<sub>9</sub>)heteroaryloxy(C<sub>6</sub>-C<sub>10</sub>)aryl, (C<sub>6</sub>-C<sub>10</sub>)aryl(C<sub>1</sub>-C<sub>6</sub>)alkoxy(C<sub>2</sub>-C<sub>9</sub>)heteroaryl, (C<sub>2</sub>-C<sub>9</sub>)heteroaryloxy(C<sub>2</sub>-C<sub>9</sub>)heteroaryl, (C<sub>6</sub>-C<sub>10</sub>)aryl(C<sub>2</sub>-C<sub>9</sub>)heteroaryl, (C<sub>2</sub>-C<sub>9</sub>)heteroaryl(C<sub>6</sub>-C<sub>10</sub>)aryl, (C<sub>2</sub>-C<sub>9</sub>)heteroaryl(C<sub>1</sub>-C<sub>6</sub>)alkoxy(C<sub>6</sub>-C<sub>10</sub>)aryl, or (C<sub>2</sub>-C<sub>9</sub>)heteroaryl(C<sub>1</sub>-C<sub>6</sub>)alkoxy(C<sub>2</sub>-C<sub>9</sub>)heteroaryl, wherein each (C<sub>6</sub>-C<sub>10</sub>)aryl or (C<sub>2</sub>-C<sub>9</sub>)heteroaryl moieties of said (C<sub>6</sub>-C<sub>10</sub>)aryl, (C<sub>6</sub>-C<sub>10</sub>)aryloxy(C<sub>6</sub>-C<sub>10</sub>)aryl, (C<sub>6</sub>-C<sub>10</sub>)aryl(C<sub>6</sub>-C<sub>10</sub>)aryl, (C<sub>6</sub>-C<sub>10</sub>)aryloxy(C<sub>2</sub>-C<sub>9</sub>)heteroaryl, (C<sub>2</sub>-C<sub>9</sub>)heteroaryl, (C<sub>6</sub>-C<sub>10</sub>)aryl(C<sub>1</sub>-C<sub>6</sub>)alkoxy(C<sub>6</sub>-C<sub>10</sub>)aryl, (C<sub>2</sub>-C<sub>9</sub>)heteroaryloxy(C<sub>6</sub>-C<sub>10</sub>)aryl, (C<sub>6</sub>-C<sub>10</sub>)aryl(C<sub>1</sub>-C<sub>6</sub>)alkoxy(C<sub>2</sub>-C<sub>9</sub>)heteroaryl, (C<sub>2</sub>-C<sub>9</sub>)heteroaryloxy(C<sub>2</sub>-C<sub>9</sub>)heteroaryl, (C<sub>6</sub>-C<sub>10</sub>)aryl(C<sub>2</sub>-C<sub>9</sub>)heteroaryl, (C<sub>2</sub>-C<sub>9</sub>)heteroaryl(C<sub>6</sub>-C<sub>10</sub>)aryl, (C<sub>2</sub>-C<sub>9</sub>)heteroaryl(C<sub>1</sub>-C<sub>6</sub>)alkoxy(C<sub>6</sub>-C<sub>10</sub>)aryl or (C<sub>2</sub>-C<sub>9</sub>)heteroaryl(C<sub>1</sub>-C<sub>6</sub>)alkoxy(C<sub>2</sub>-C<sub>9</sub>)heteroaryl is optionally substituted on any of the ring carbon atoms capable of forming an additional bond by one or more substituents per ring (preferably one to three substituents, most preferably 0-2 substituents) independently selected from fluoro, chloro, bromo, (C<sub>1</sub>-C<sub>6</sub>)alkyl, (C<sub>1</sub>-C<sub>6</sub>)alkoxy, perfluoro(C<sub>1</sub>-C<sub>3</sub>)alkyl, perfluoro(C<sub>1</sub>-C<sub>3</sub>)alkoxy and (C<sub>6</sub>-C<sub>10</sub>)aryloxy.

[0014] In another embodiment, R<sup>2</sup> and R<sup>3</sup> are hydrogen. In a further embodiment, one or both of R<sup>2</sup> and R<sup>3</sup> are independently selected from (C<sub>1</sub>-C<sub>6</sub>)alkyl, and CH<sub>2</sub>(C<sub>6</sub>-C<sub>10</sub>)aryl.

[0015] The term "alkyl", as used herein, unless otherwise indicated, includes saturated monovalent hydrocarbon radicals having straight, branched or cyclic moieties or combinations thereof.

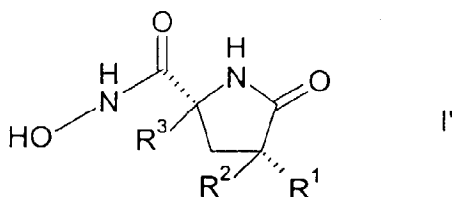
[0016] The term "alkoxy", as used herein, includes O-alkyl groups wherein "alkyl" is as defined above.

[0017] The term "aryl", as used herein, unless otherwise indicated, includes an organic radical derived from an aromatic hydrocarbon by removal of one hydrogen, such as phenyl or naphthyl, optionally substituted by 1 to 3 substituents selected from the group consisting of fluoro, chloro, bromo, perfluoro(C<sub>1</sub>-C<sub>6</sub>)alkyl (including trifluoromethyl), (C<sub>1</sub>-C<sub>6</sub>)alkoxy, (C<sub>6</sub>-C<sub>10</sub>)aryloxy, perfluoro(C<sub>1</sub>-C<sub>3</sub>)alkoxy (including trifluoromethoxy and difluoromethoxy) and (C<sub>1</sub>-C<sub>6</sub>)alkyl.

[0018] The term "heteroaryl", as used herein, unless otherwise indicated, includes an organic radical derived from an aromatic heterocyclic compound by removal of one hydrogen, such as pyridyl, furyl, pyrrolyl, thienyl, isothiazolyl, imidazolyl, benzimidazolyl, tetrazolyl, pyrazinyl, pyrimidyl, quinolyl, isoquinolyl, benzofuryl, isobenzofuryl, benzothienyl, pyrazolyl, indolyl, isoindolyl, purinyl, carbazolyl, isoxazolyl, thiazolyl, oxazolyl, benzthiazolyl or benzoxazolyl, optionally substituted by 1 to 2 substituents selected from the group consisting of fluoro, chloro, trifluoromethyl, (C<sub>1</sub>-C<sub>6</sub>)alkoxy, (C<sub>6</sub>-C<sub>10</sub>)aryloxy, trifluoromethoxy, difluoromethoxy and (C<sub>1</sub>-C<sub>6</sub>)alkyl. Preferred heteroaryls include pyridyl, furyl, thienyl, isothiazolyl, pyrazinyl, pyrimidyl, pyrazolyl, isoxazolyl, thiazolyl or oxazolyl. Most preferred heteroaryls include pyridyl, furyl or thienyl.

[0019] The compound of formula I may have chiral centers and therefore exist in different enantiomeric forms. This invention relates to all optical isomers, tautomers and stereoisomers of the compounds of formula I and mixtures thereof.

[0020] More preferred compounds of the present invention relate to a compound of formula I with the stereochemistry



[0021] More preferred compounds of the present invention relate to a compound of formula I, wherein R<sup>1</sup> is optionally substituted (C<sub>6</sub>-C<sub>10</sub>)aryl, (C<sub>6</sub>-C<sub>10</sub>)aryloxy(C<sub>6</sub>-C<sub>10</sub>)aryl, (C<sub>2</sub>-C<sub>9</sub>)heteroaryloxy(C<sub>6</sub>-C<sub>10</sub>)aryl, (C<sub>6</sub>-C<sub>10</sub>)aryl(C<sub>1</sub>-C<sub>6</sub>)alkoxy (C<sub>6</sub>-C<sub>10</sub>)aryl, preferably substituted with one to three substituents (most preferably zero or one substituent) independently selected from hydrogen, fluoro, chloro, (C<sub>1</sub>-C<sub>6</sub>)alkyl or (C<sub>1</sub>-C<sub>6</sub>)alkoxy. When the compound of formula I possesses a substituent, that substituent is most preferably in the para or ortho position of the terminal ring.

[0022] Specific preferred compounds of formula I are selected from the group consisting of:

(2*R*, 4*S*)-4-(4-methoxyphenyl)-5-oxopyrrolidine-2-carboxylic acid hydroxyamide, and  
(2*R*, 4*S*)-4-[4-(4-fluorophenoxy)phenyl]-5-oxo-pyrrolidine-2-carboxylic acid hydroxyamide.

[0023] Other compounds of formula I are selected from the group consisting of:

(2*R*, 4*S*)-5-oxo-4-(4-phenoxyphenyl)-pyrrolidine-2-carboxylic acid hydroxyamide,  
(2*R*, 4*S*)-4-[4-(4-chlorophenoxy)phenyl]-5-oxopyrrolidine-2-carboxylic acid hydroxyamide,  
(2*R*, 4*S*)-4-[3-(4-chlorophenoxy)phenyl]-5-oxopyrrolidine-2-carboxylic acid hydroxyamide,  
(2*R*, 4*S*)-4-[3-(4-fluorophenoxy)phenyl]-5-oxopyrrolidine-2-carboxylic acid hydroxyamide,  
(2*R*, 4*S*)-5-oxo-4-[4-(pyridin-4-yloxy)-phenyl]pyrrolidine-2-carboxylic acid hydroxyamide,  
(2*R*, 4*S*)-4-biphenyl-4-yl-5-oxo-pyrrolidine-2-carboxylic acid hydroxyamide,  
(2*R*, 4*S*)-4-(4'-fluorobiphenyl-4-yl)-5-oxopyrrolidine-2-carboxylic acid hydroxyamide,  
(2*R*, 4*S*)-4-(4-benzyloxyphenyl)-5-oxopyrrolidine-2-carboxylic acid hydroxyamide,  
(2*R*, 4*S*)-5-oxo-4-(4-phenethylphenyl)-pyrrolidine-2-carboxylic acid hydroxyamide,  
(2*R*, 4*S*)-4-[4-(4-fluorobenzyloxy)phenyl]-5-oxopyrrolidine-2-carboxylic acid hydroxyamide,  
(2*R*, 4*S*)-4-[4-(3,5-difluorobenzyloxy)phenyl]-5-oxopyrrolidine-2-carboxylic acid hydroxyamide,  
(2*R*, 4*S*)-4-(4-methoxybenzyl)-5-oxopyrrolidine-2-carboxylic acid hydroxyamide,  
(2*R*, 4*S*)-4-(4'-fluorobiphenyl-4-ylmethyl)-5-oxopyrrolidine-2-carboxylic acid hydroxyamide,  
(2*R*, 4*S*)-4-naphthalen-2-yl-5-oxo-pyrrolidine-2-carboxylic acid hydroxyamide,  
(2*R*, 4*S*)-4-[4-(4-fluorophenoxy)-phenyl]-2,4-dimethyl-5-oxo-pyrrolidine-2-carboxylic acid hydroxyamide,  
(2*R*, 4*S*)-4-[4-(4-fluorophenoxy)-phenyl]-4-methyl-5-oxo-pyrrolidine-2-carboxylic acid hydroxyamide,  
(2*R*, 4*R*)-4-benzyl-5-oxo-4-(4-phenoxyphenyl)-pyrrolidine-2-carboxylic acid hydroxyamide,  
(2*R*, 4*S*)-4-[4-(4-chlorophenoxy)phenyl]-4-methyl-5-oxo-pyrrolidine-2-carboxylic acid hydroxyamide, and  
(2*R*, 4*S*)-4-[4-(4-chlorophenoxy)phenyl]-2,4-dimethyl-5-oxo-pyrrolidine-2-carboxylic acid hydroxyamide.

[0024] The present invention also relates to the pharmaceutically acceptable acid addition salts of compounds of the formula I. The acids which are used to prepare the pharmaceutically acceptable acid addition salts of the aforementioned base compounds of this invention are those which form non-toxic acid addition salts, *i.e.*, salts containing pharmacologically acceptable anions, such as the hydrochloride, hydrobromide, hydroiodide, nitrate, sulfate, bisulfate,

phosphate, acid phosphate, acetate, lactate, citrate, acid citrate, tartrate, bitartrate, succinate, maleate, fumarate, gluconate, saccharate, benzoate, methanesulfonate, ethanesulfonate, benzenesulfonate, p-toluenesulfonate and pamoate [i.e., 1,1'-methylene-bis-(2-hydroxy-3-naphthoate)]salts.

5 **[0025]** The invention also relates to base addition salts of formula I. The chemical bases that may be used as reagents to prepare pharmaceutically acceptable base salts of those compounds of formula I that are acidic in nature are those that form non-toxic base salts with such compounds. Such non-toxic base salts include, but are not limited to those derived from such pharmacologically acceptable cations such as alkali metal cations (e.g., potassium and sodium) and alkaline earth metal cations (e.g., calcium and magnesium), ammonium or watersoluble amine addition salts such as N-methylglucamine-(meglumine), and the lower alkanolammonium and other base salts of pharmaceutically acceptable organic amines.

10 **[0026]** The present invention also relates to a pharmaceutical composition for the treatment of a condition selected from the group consisting of arthritis (including osteoarthritis and rheumatoid arthritis), inflammatory bowel disease, Crohn's disease, emphysema, chronic obstructive pulmonary disease, Alzheimer's disease, organ transplant toxicity, cachexia, allergic reactions, allergic contact hypersensitivity, cancer, tissue ulceration, restenosis, periodontal disease, epidermolysis bullosa, osteoporosis, loosening of artificial joint implants, atherosclerosis (including atherosclerotic plaque rupture), aortic aneurysm (including abdominal aortic aneurysm and brain aortic aneurysm), congestive heart failure, myocardial infarction, stroke, cerebral ischemia, head trauma, spinal cord injury, neuro-degenerative disorders (acute and chronic), autoimmune disorders, Huntington's disease, Parkinson's disease, migraine, depression, peripheral neuropathy, pain, cerebral amyloid angiopathy, nootropic or cognition enhancement, amyotrophic lateral sclerosis, multiple sclerosis, ocular angiogenesis, corneal injury, macular degeneration, abnormal wound healing, burns, diabetes, tumor invasion, tumor growth, tumor metastasis, corneal scarring, scleritis, AIDS, sepsis, septic shock and other diseases characterized by metalloproteinase activity and other diseases characterized by mammalian reprotolysin activity in a mammal, including a human, comprising an amount of a compound of formula I or a pharmaceutically acceptable salt thereof effective in such treatments and a pharmaceutically acceptable carrier.

20 **[0027]** The present invention also relates to a pharmaceutical composition for the inhibition of (a) matrix metalloproteinases or other metalloproteinases involved in matrix degradation, or (b) a mammalian reprotolysin (such as aggrecanase or ADAM's TS-1, 10, 12, 15 and 17, most preferably ADAM-17) in a mammal, including a human, comprising an effective amount of a compound of formula I or a pharmaceutically acceptable salt thereof.

25 **[0028]** The present invention also relates to a method for treating a condition selected from the group consisting of arthritis (including osteoarthritis and rheumatoid arthritis), inflammatory bowel disease, Crohn's disease, emphysema, chronic obstructive pulmonary disease, Alzheimer's disease, organ transplant toxicity, cachexia, allergic reactions, allergic contact hypersensitivity, cancer, tissue ulceration, restenosis, periodontal disease, epidermolysis bullosa, osteoporosis, loosening of artificial joint implants, atherosclerosis (including atherosclerotic plaque rupture), aortic aneurysm (including abdominal aortic aneurysm and brain aortic aneurysm), congestive heart failure, myocardial infarction, stroke, cerebral ischemia, head trauma, spinal cord injury, neuro-degenerative disorders (acute and chronic), autoimmune disorders, Huntington's disease, Parkinson's disease, migraine, depression, peripheral neuropathy, pain, cerebral amyloid angiopathy, nootropic or cognition enhancement, amyotrophic lateral sclerosis, multiple sclerosis, ocular angiogenesis, corneal injury, macular degeneration, abnormal wound healing, burns, diabetes, tumor invasion, tumor growth, tumor metastasis, corneal scarring, scleritis, AIDS, sepsis, septic shock and other diseases characterized by metalloproteinase activity and other diseases characterized by mammalian reprotolysin activity in a mammal, including a human, comprising administering to said mammal an amount of a compound of formula I or a pharmaceutically acceptable salt thereof effective in treating such a condition.

30 **[0029]** The present invention also relates to a method for the inhibition of (a) matrix metalloproteinases or other metalloproteinases involved in matrix degradation, or (b) a mammalian reprotolysin (such as aggrecanase or ADAM's TS-1, 10, 12, 15 and 17, preferably ADAM-17) in a mammal, including a human, comprising administering to said mammal an effective amount of a compound of formula I or a pharmaceutically acceptable salt thereof.

35 **[0030]** This invention also encompasses pharmaceutical compositions containing prodrugs of compounds of the formula I. This invention also encompasses methods of treating or preventing disorders that can be treated or prevented by the inhibition of matrix metalloproteinases or the inhibition of mammalian reprotolysin comprising administering prodrugs of compounds of the formula I. Compounds of formula I having free amino, amido, hydroxy or carboxylic groups can be converted into prodrugs. Prodrugs include compounds wherein an amino acid residue, or a polypeptide chain of two or more (e.g., two, three or four) amino acid residues which are covalently joined through peptide bonds to free amino, hydroxy or carboxylic acid groups of compounds of formula I. The amino acid residues include the 20 naturally occurring amino acids commonly designated by three letter symbols and also include, 4-hydroxyproline, hydroxylysine, demosine, isodemosine, 3-methylhistidine, norvalin, beta-alanine, gamma-aminobutyric acid, citrulline, homocysteine, homoserine, ornithine and methionine sulfone. Prodrugs also include compounds wherein carbonates, carbamates, amides and alkyl esters which are covalently bonded to the above substituents of formula I through the carbonyl carbon prodrug sidechain.

[0031] One of ordinary skill in the art will appreciate that the compounds of the invention are useful in treating a diverse array of diseases. One of ordinary skill in the art will also appreciate that when using the compounds of the invention in the treatment of a specific disease that the compounds of the invention may be combined with various existing therapeutic agents used for that disease.

5 [0032] For the treatment of rheumatoid arthritis, the compounds of the invention may be combined with agents such as TNF- $\alpha$  inhibitors such as anti-TNF monoclonal antibodies and TNF receptor immunoglobulin molecules (such as Enbrel®), low dose methotrexate, lefunimide, hydroxychloroquine, d-penicillamine, auranofin or parenteral or oral gold.

[0033] The compounds of the invention can also be used in combination with existing therapeutic agents for the treatment of osteoarthritis. Suitable agents to be used in combination include standard non-steroidal anti-inflammatory agents (hereinafter NSAID's) such as piroxicam, diclofenac, propionic acids such as naproxen, flubiprofen, fenoprofen, ketoprofen and ibuprofen, fenamates such as mefenamic acid, indomethacin, sulindac, apazone, pyrazolones such as phenylbutazone, salicylates such as aspirin, COX-2 inhibitors such as celecoxib and rofecoxib, analgesics and intraarticular therapies such as corticosteroids and hyaluronic acids such as hyalgan and synvisc.

10 [0034] The compounds of the present invention may also be used in combination with anticancer agents such as endostatin and angiostatin or cytotoxic drugs such as adriamycin, daunomycin, cis-platinum, etoposide, taxol, taxotere and alkaloids, such as vincristine, and antimetabolites such as methotrexate.

[0035] The compounds of the present invention may also be used in combination with cardiovascular agents such as calcium channel blockers, lipid lowering agents such as statins, fibrates, beta-blockers, Ace inhibitors, Angiotensin-2 receptor antagonists and platelet aggregation inhibitors.

20 [0036] The compounds of the present invention may also be used in combination with CNS agents such as antidepressants (such as sertraline), anti-Parkinsonian drugs (such as deprenyl, L-dopa, requip, miratex, MAOB inhibitors such as selegine and rasagiline, comP inhibitors such as Tasmal, A-2 inhibitors, dopamine reuptake inhibitors, NMDA antagonists, Nicotine agonists, Dopamine agonists and inhibitors of neuronal nitric oxide synthase), and anti-Alzheimer's drugs such as Aricept, tacrine, COX-2 inhibitors, propentofylline or metryfonate.

25 [0037] The compounds of the present invention may also be used in combination with osteoporosis agents such as droloxifene or fosomax and immunosuppressant agents such as FK-506 and rapamycin.

#### Detailed Description of the Invention

30 [0038] The following reaction schemes illustrate the preparation of the compounds of the present invention. Unless otherwise indicated, R<sup>1</sup>, R<sup>2</sup>, and R<sup>3</sup> in the reaction schemes and the discussion that follows are defined as above.

[0039] Reaction scheme 1 shows the synthesis of compounds where R<sup>2</sup> is hydrogen, (C<sub>1</sub>-C<sub>6</sub>) alkyl or CH<sub>2</sub>(C<sub>6</sub>-C<sub>10</sub>) aryl and R<sup>3</sup> is hydrogen.

35

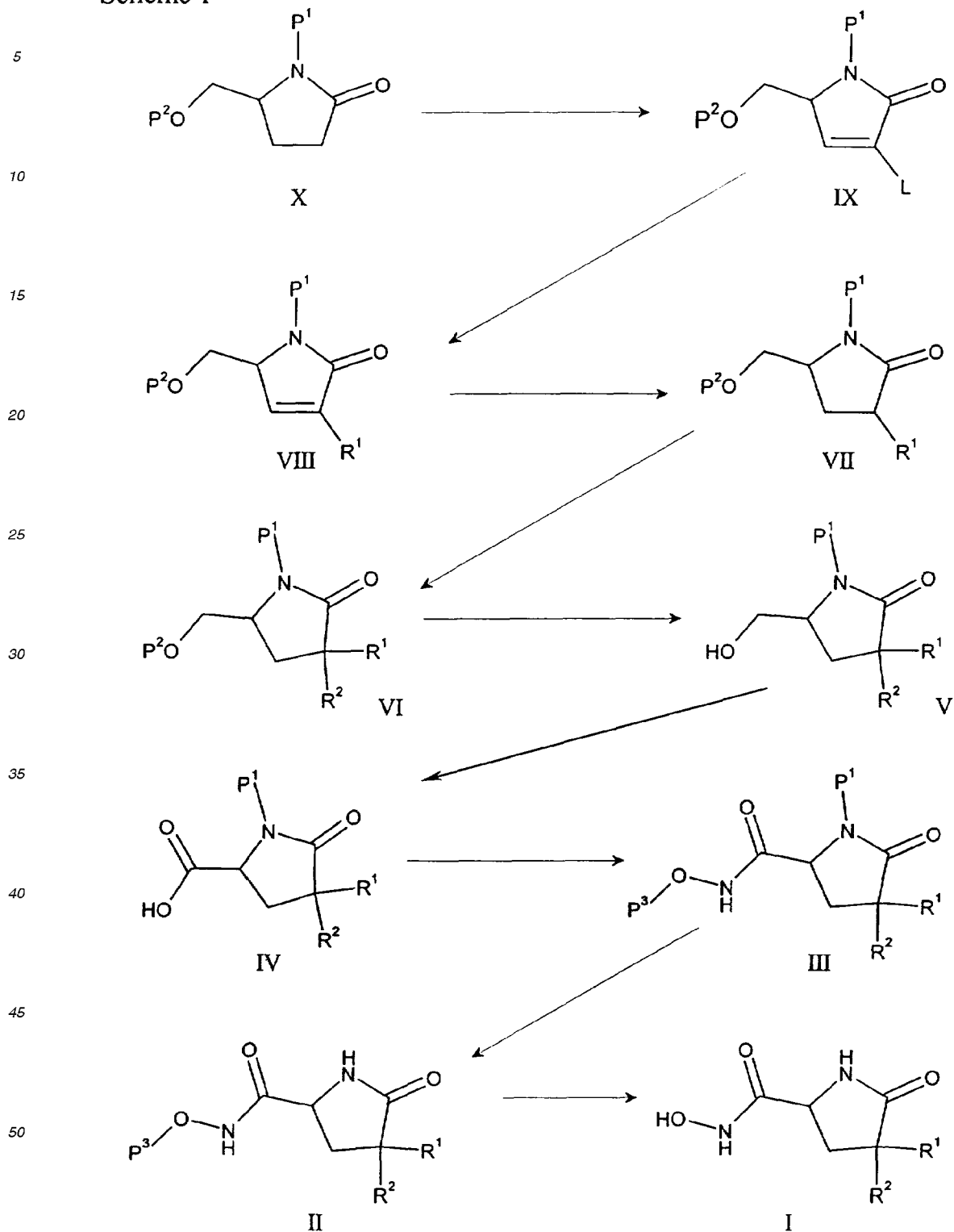
40

45

50

55

Scheme 1



[0040] Referring to Scheme 1, compounds of the formula I are prepared from hydroxamic acid derivatives of the formula II by removal of the hydroxy amide protecting group P<sup>3</sup>. When P<sup>3</sup> is benzyl, removal of the hydroxy amide

protecting group is carried out by hydrogenolysis using catalytic palladium on barium sulfate in a polar solvent at a temperature from about 20°C to about 25°C, i.e. room temperature, for a period of about 1 hour to about 5 hours, preferably about 3 hours. When P<sup>3</sup> is other than benzyl, removal is facilitated such as described in Greene and Wuts, "Protective Groups in Organic Synthesis" (Wiley Interscience, 2nd Ed.) (1991), Chapter 2.

**[0041]** The compound of formula II is prepared from a compound of formula III by removal of the P<sup>1</sup> protecting group, wherein P<sup>1</sup> is as defined below. When P<sup>1</sup> is a t-butoxy carbonyl protecting group, removal is effected by using an acid in an inert solvent. When P<sup>1</sup> is other than t-butoxy carbonyl, removal is as described in Greene and Wuts, *id.* at p. 397-405. Suitable acids include hydrochloric and trifluoroacetic acid, preferably hydrochloric acid. Suitable solvents include methylene chloride, diethyl ether, or chloroform, preferably methylene chloride. The reaction is carried out at a temperature ranging from about -25°C to 50°C; preferably the temperature may range from about 20°C to about 25°C (i.e. room temperature). The reaction is conducted over a period of about 15 minutes to about 2 hours, preferably about 30 minutes.

**[0042]** The hydroxamic acid derivative of formula III is prepared from a carboxylic acid compound of formula IV by reaction with a suitably protected hydroxylamine derivative of the formula P<sup>3</sup>-ONH<sub>2</sub>, wherein P<sup>3</sup> is as defined in Greene and Wuts, *id.*, and (benzotriazol-1-yloxy)tris(dimethylamino) phosphonium hexafluorophosphate in the presence of a base, at room temperature, in a polar solvent. Suitable bases include triethylamine, N-methylmorpholine or diisopropylethylamine, preferably diisopropylethylamine. Suitable solvents include THF, methylene chloride, N,N-dimethylformamide or N-methylpyrrolidin-2-one, preferably methylene chloride. Specific P<sup>3</sup> protecting groups include benzyl, t-butyl(dimethylsilyl), trimethylsilyl, 2-(trimethylsilyl)ethyl or allyl. The aforesaid reaction is conducted for a period of about 2 hours to about 24 hours, preferably about 16 hours. The temperature of the aforesaid reaction varies from about 0°C to about 60°C, preferably about 20°C to about 25°C (room temperature).

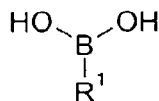
**[0043]** The carboxylic acid of formula IV is prepared by oxidation of an alcohol of formula V in the presence of periodic acid and catalytic chromium trioxide, in a polar solvent. Suitable solvents include acetonitrile or water, preferably wet acetonitrile (0.75 volume percent water). Suitable temperatures for the aforesaid reaction range from about -10°C to about 25°C, preferably the temperature is about 0°C. The reaction is complete within about 10 minutes to about 24 hours, preferably about 0.5 hours. Alternative oxidation conditions are described in Zhao, *et al.*, *Tet. Lett.*, 39, 5323-5326 (1998).

**[0044]** The alcohol of formula V is prepared from a compound of formula VI by removal of the protecting groups at P<sup>2</sup>, wherein P<sup>2</sup> is as defined below. When P<sup>2</sup> is tert-butyl dimethylsilyl, the reaction is performed by mild hydrolysis in the presence of dilute aqueous mineral acid and a solvent such as diethyl ether. Suitable aqueous mineral acids include dilute hydrochloric acid or sulfuric acid, preferably 0.5 molar hydrochloric acid. The reaction is carried out at a temperature ranging from about 0°C to 50°C; preferably the temperature may range from about 20°C to about 25°C (i.e. room temperature). The reaction is conducted over a period of about 2 hours to about 48 hours, preferably about 16 hours.

**[0045]** The compound of formula VI, where R<sup>2</sup> is (C<sub>1</sub>-C<sub>6</sub>) alkyl or CH<sub>2</sub>(C<sub>6</sub>-C<sub>10</sub>)aryl, is prepared from a compound of formula VII by reacting VII with an alkylating agent of the formula R<sup>2</sup>-Z, where Z is bromo or iodo, and strong base such as lithium diisopropylamide or lithium (bis)trimethylsilylamide (preferably lithium diisopropylamide) in an inert solvent such as diethyl ether or tetrahydrofuran (preferably tetrahydrofuran). The reaction is carried out at a temperature of from -78°C to 0°C, preferably -78°C for a period of from 1 to 24 hours, preferably about 16 hours.

**[0046]** The compound of formula VII is prepared from a compound of formula VIII by hydrogenation under an atmosphere of hydrogen in the presence of a catalyst in a reaction inert solvent. Suitable catalysts include palladium on barium sulfate, palladium on carbon, palladium hydroxide on carbon or carbon black. The preferred catalyst is palladium hydroxide on carbon. Suitable solvents include an alcohol such as ethanol, methanol or isopropanol, preferably methanol. The aforesaid reaction may be performed at a pressure from about 1 to about 5 atmospheres, preferably about 3 atmospheres. Suitable temperatures for the aforesaid reaction range from about 20°C (room temperature) to about 60°C, preferably the temperature may range from about 20°C to about 25°C (i.e. room temperature). The reaction is complete within about 0.5 hours to about 5 hours, preferably about 3 hours. Alternatively, the reduction can be performed using dissolving metal conditions or by using L-selectride.

**[0047]** The compound of formula VIII can be prepared from a compound of the formula IX by Suzuki coupling, preferably by reaction with a boronic acid of the formula



in the presence of a catalyst and a base in a suitable solvent. Suitable catalysts include palladium (II) acetate, tetrakis(triphenylphosphine)palladium and tetrakis[tris-(2-methoxyphenyl)-phosphine]palladium, preferably tetrakis(triphenyl-



phosphene)palladium. Suitable bases include aqueous sodium carbonate, aqueous potassium carbonate, or aqueous cesium carbonate, preferably aqueous sodium carbonate. Suitable solvents include ethers, toluene, and hexane, preferably toluene. Suitable temperatures for the aforesaid reaction range from about 20°C (room temperature) to about 110°C, preferably the temperature may range from about 75°C to about 110°C. The reaction is complete within about 0.5 hours to about 24 hours, preferably about 16 hours. Suzuki couplings are well known to those of ordinary skill in the art such as described in Suzuki, Pure Appl. Chem., 63, 419-422 (1991), Tetrahedron, 263 (1997) and Chem. Rev., 95, 2457-2483 (1995). Boronic acids can also be prepared by methods well known to those of ordinary skill in the art, such as those described in Caron, et al., JOC, 63, 2054-2055 (1998).

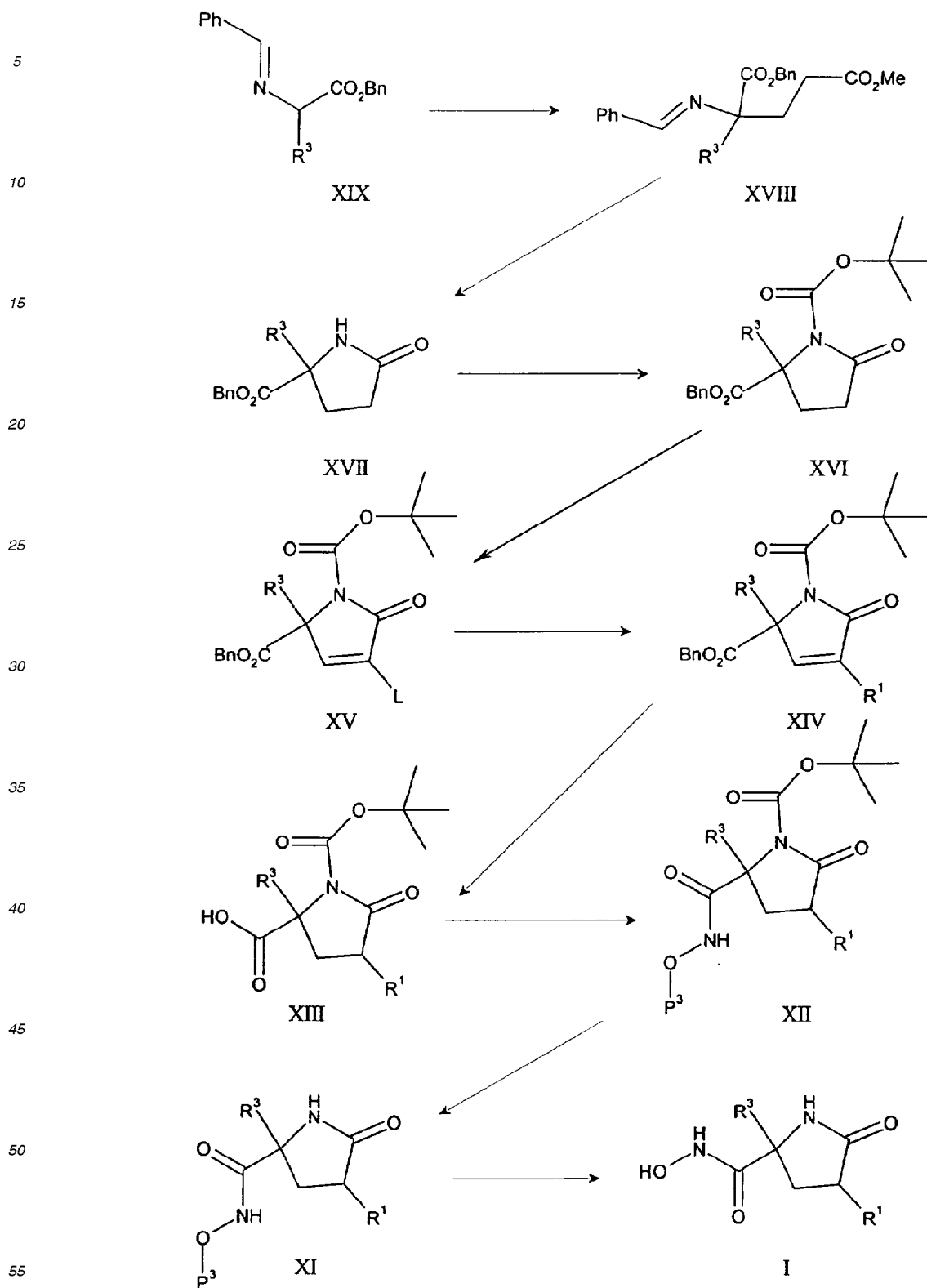
**[0048]** Compounds of the formula VIII can also be prepared from compounds of the formula IX by reaction with organometallic reagents of the formula R<sup>1</sup>-M, wherein M is magnesium, lithium, tin, zinc, copper, or boron, in the presence of an appropriate transition metal catalyst such as catalysts based on palladium or nickel.

**[0049]** The compound of formula IX, wherein L is bromo or iodo, can be prepared from a compound of formula X by reaction with a base, phenylselenenylbromide and a halogenating agent followed by oxidation in the presence of hydrogen peroxide. Suitable bases include lithium bis(trimethylsilyl)amide or lithium diisopropylamide, preferably lithium bis(trimethylsilyl)amide. Suitable halogenating agents include 1,2-dibromotetrachloroethane or N-iodosuccinamide, preferably 1,2-dibromotetrachloroethane. Suitable temperatures for the aforesaid reaction range from about -78°C to about -30°C, preferably the temperature is about -78°C. The reaction is complete within about 0.5 hours to about 5 hours, preferably about 3 hours. The oxidation step is performed at a temperature of about 0°C to about 50°C, preferably at about room temperature. The aforesaid oxidation step is complete within about 2 hours to about 24 hours, preferably about 16 hours. Suitable solvents for the oxidation step include methylene chloride. Other conditions for the aforesaid reaction are described in Fray, et al., JOC, 61, 3362-3374 (1996).

**[0050]** Compounds of the formula X, wherein P<sup>1</sup> and P<sup>2</sup> are protective groups as described in Greene and Wuts, supra, are known or can be made by methods well known to those of ordinary skill in the art. One example of a method of preparation of a compound of formula X, wherein P<sup>1</sup> is tertbutoxy carbonyl and P<sup>2</sup> is t-butyldimethylsilyl, is described in Yoda et al., Tetrahedron, 7(Z), 2113-2116 (1996). Suitable P<sup>1</sup> protecting groups include tert-butoxycarbonyl, benzylloxycarbonyl, methoxycarbonyl, 2-(trimethylsilyl)ethyloxycarbonyl, trifluoroacetyl or 2,2,2-trichloroethoxycarbonyl. Suitable P<sup>2</sup> protecting groups include t-butyldiphenylsilyl, benzyl, methoxymethyl(MOM) or tetrahydropyranyl.

**[0051]** Scheme 2 shows the synthesis of compounds where R<sup>2</sup> is hydrogen and R<sup>3</sup> is (C<sub>1</sub>-C<sub>6</sub>) alkyl or CH<sub>2</sub>(C<sub>6</sub>-C<sub>10</sub>) aryl.

Scheme 2



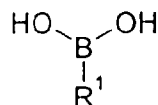
[0052] Referring to Scheme 2, compounds of the formula I are prepared from hydroxamic acid derivatives of the formula XI by removal of the hydroxy amide protecting group P<sup>3</sup>. When P<sup>3</sup> is benzyl, removal of the hydroxy amide protecting group is carried out by hydrogenolysis using catalytic palladium on barium sulfate in a polar solvent at a temperature from about 20°C to about 25°C, i.e. room temperature, for a period of about 1 hour to about 5 hours, preferably about 3 hours. When P<sup>3</sup> is other than benzyl, removal is facilitated such as described in Greene and Wuts, supra.

[0053] The compound of formula XI is prepared from a compound of formula XII by treatment with an acid in an inert solvent. Suitable acids include hydrochloric and trifluoroacetic acid, preferably hydrochloric acid. Suitable solvents include methylene chloride, diethyl ether, or chloroform, preferably methylene chloride. The reaction is carried out at a temperature ranging from about -25°C to 50°C; preferably the temperature may range from about 20°C to about 25°C (i.e. room temperature). The reaction is conducted over a period of about 15 minutes to about 2 hours, preferably about 30 minutes.

[0054] The hydroxamic acid derivative of formula XII is prepared from a carboxylic acid compound of formula XIII by reaction with a suitably protected hydroxylamine derivative of the formula P<sup>3</sup>-ONH<sub>2</sub>, wherein P<sup>3</sup> is as defined in Greene and Wuts, id., and (benzotriazol-1-yloxy)tris(dimethylamino) phosphonium hexafluorophosphate in the presence of a base, at room temperature, in a polar solvent. Suitable bases include triethylamine, N-methylmorpholine or diisopropylethylamine, preferably diisopropylethylamine. Suitable solvents include THF, methylene chloride, N,N-dimethylformamide or N-methylpyrrolidin-2-one, preferably methylene chloride. Specific P<sup>3</sup> protecting groups include benzyl, t-butyl(dimethylsilyl), trimethylsilyl, 2-(trimethylsilyl)ethyl or allyl. The aforesaid reaction is conducted for a period of about 2 hours to about 24 hours, preferably about 16 hours. The temperature of the aforesaid reaction varies from about 0°C to about 60°C, preferably about 20°C to about 25°C (room temperature).

[0055] Compounds of formula XIII are prepared from compounds of formula XIV by hydrogenation under an atmosphere of hydrogen in the presence of a catalyst in a reaction inert solvent. Suitable catalysts include palladium on barium sulfate, palladium on carbon, palladium hydroxide on carbon or carbon black. The preferred catalyst is palladium hydroxide on carbon. Suitable solvents include an alcohol such as ethanol, methanol or isopropanol, preferably methanol. The aforesaid reaction may be performed at a pressure from about 1 to about 5 atmospheres, preferably about 3 atmospheres. Suitable temperatures for the aforesaid reaction range from about 20°C (room temperature) to about 60°C, preferably the temperature may range from about 20°C to about 25°C (i.e. room temperature). The reaction is complete within about 0.5 hours to about 5 hours, preferably about 3 hours. Alternatively, the reduction can be performed using dissolving metal conditions.

[0056] The compound of formula XIV can be prepared from a compound of the formula XV by Suzuki coupling, preferably by reaction with a boronic acid of the formula



in the presence of a catalyst and a base in a suitable solvent. Suitable catalysts include palladium (II) acetate, tetrakis(triphenylphosphine)palladium and tetrakis[tris(2-methoxyphenyl)-phosphine]palladium, preferably tetrakis(triphenylphosphine)palladium. Suitable bases include aqueous sodium carbonate, aqueous potassium carbonate, or aqueous cesium carbonate, preferably aqueous sodium carbonate. Suitable solvents include ethers, toluene, and hexane, preferably toluene. Suitable temperatures for the aforesaid reaction range from about 20°C (room temperature) to about 110°C, preferably the temperature may range from about 75°C to about 110°C. The reaction is complete within about 0.5 hours to about 24 hours, preferably about 16 hours.

[0057] Compounds of the formula XIV can also be prepared from compounds of the formula XV by reaction with organometallic reagents of the formula R<sup>1</sup>-M, wherein M is magnesium, lithium, tin, zinc, copper, or boron, in the presence of an appropriate transition metal catalyst such as catalysts based on palladium or nickel.

[0058] The compounds of formula XV, wherein L is bromo or iodo, can be prepared from compounds of formula XVI by reaction with a base, phenylselenenylbromide and a halogenating agent followed by oxidation in the presence of hydrogen peroxide. Suitable bases include lithium bis(trimethylsilyl)amide or lithium diisopropylamide, preferably lithium bis(trimethylsilyl)amide. Suitable halogenating agents include 1,2-dibromotetrachloroethane or N-iodosuccinamide, preferably 1,2-dibromotetrachloroethane. Suitable temperatures for the aforesaid reaction range from about -78°C to about -30°C, preferably the temperature is about -78°C. The reaction is complete within about 0.5 hours to about 5 hours, preferably about 3 hours. The oxidation step is performed at a temperature of about 0°C to about 50°C, preferably at about room temperature. The aforesaid oxidation step is complete within about 2 hours to about 24 hours, preferably about 16 hours. Suitable solvents for the oxidation step include methylene chloride. Other conditions for the

aforesaid reaction are described in Fray, *et al.*, *supra*.

5 [0059] The compounds of XVI are prepared from compounds of formula XVII by reacting compounds of formula XVII with di-tert-butyl dicarbonate in the presence of a base such as triethylamine or diisopropylethylamine, preferably triethylamine, and a catalytic amount of 4-dimethylaminopyridine in an inert solvent such as methylene chloride, chloroform or tetrahydrofuran, preferably tetrahydrofuran. The reaction is carried out at a temperature of from 0°C to 50°C, preferably about 25°C, for 1 to 48 hours, preferably about 16 hours.

[0060] The compounds of formula XVII are prepared from compounds of formula XVIII by heating the compounds of formula XVIII in water or in a mixture of tetrahydrofuran, methanol and water, constituted such that XVIII is soluble. This reaction is carried out at a temperature of 50°C to 180°C for a period of 1 to 48 hours, preferably about 16 hours.

10 [0061] The compounds of formula XVIII are prepared from the compounds of XIX by reacting the amino acid derivative of formula XIX with methyl acrylate and a base such as potassium carbonate, cesium carbonate or cesium hydroxide hydrate, preferably potassium carbonate, in the presence of benzyl triethylammonium chloride in a solvent such as acetonitrile or methylene chloride, preferably acetonitrile. The reaction is carried out at a temperature of from 0°C to 50°C, preferably about 25°C for 1 to 24 hours, preferably about 2 hours.

15 [0062] Compounds of the formula XIX are known or can be made by methods well known to those of ordinary skill in the art.

[0063] Scheme 3 shows the synthesis of compounds of the invention where R<sup>2</sup> and R<sup>3</sup> are independently (C<sub>1</sub>-C<sub>6</sub>) alkyl or CH<sub>2</sub>(C<sub>6</sub>-C<sub>10</sub>)aryl.

20

25

30

35

40

45

50

55

Scheme 3

5

10

15

20

25

30

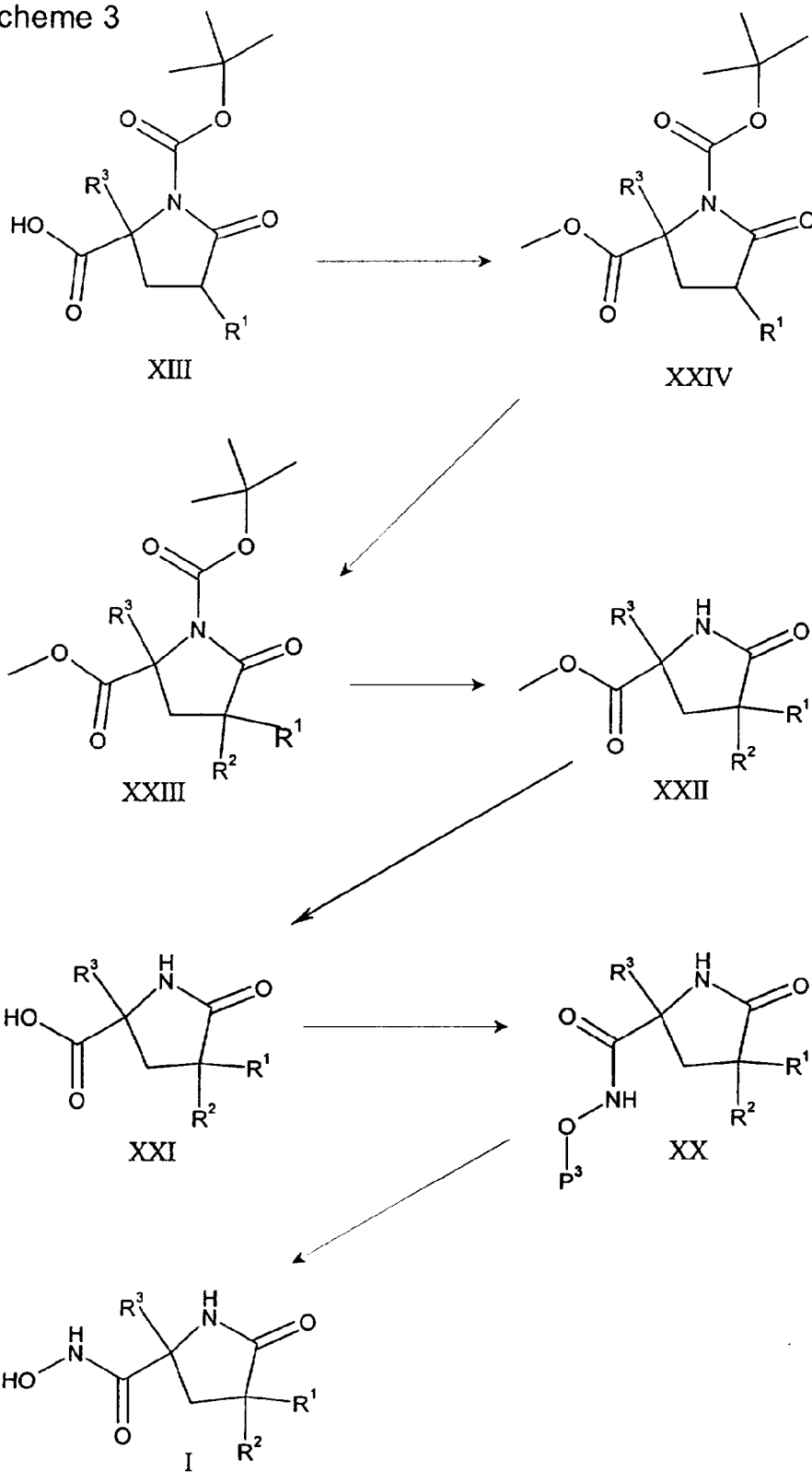
35

40

45

50

55



**[0064]** Referring to Scheme 3, compounds of the formula I are prepared from hydroxamic acid derivatives of the formula XX by removal of the hydroxy amide protecting group P<sup>3</sup>. When P<sup>3</sup> is benzyl, removal of the hydroxy amide protecting group is carried out by hydrogenolysis using catalytic palladium on barium sulfate in a polar solvent at a temperature from about 20°C to about 25°C, i.e. room temperature, for a period of about 1 hour to about 5 hours, preferably about 3 hours. When P<sup>3</sup> is other than benzyl, removal is facilitated such as described in Greene and Wuts, supra.

**[0065]** The hydroxamic acid derivatives of formula XX are prepared from carboxylic acid compounds of formula XXI by reaction with a suitably protected hydroxylamine derivative of the formula P<sup>3</sup>-ONH<sub>2</sub>, wherein P<sup>3</sup> is as defined in Greene and Wuts, *id.*, and (benzotriazol-1-yloxy)tris(dimethylamino) phosphonium hexafluorophosphate in the presence of a base, at room temperature, in a polar solvent. Suitable bases include triethylamine, N-methylmorpholine or diisopropylethylamine, preferably diisopropylethylamine. Suitable solvents include THF, methylene chloride, N,N-dimethylformamide or N-methylpyrrolidin-2-one, preferably methylene chloride. Specific P<sup>3</sup> protecting groups include benzyl, t-butyl dimethylsilyl, trimethylsilyl, 2-(trimethylsilyl)ethyl or allyl. The aforesaid reaction is conducted for a period of about 2 hours to about 24 hours, preferably about 16 hours. The temperature of the aforesaid reaction varies from about 0°C to about 60°C, preferably about 20°C to about 25°C (room temperature).

**[0066]** The compounds of formula XXI are prepared from compounds of formula XXII by reacting compounds of formula XXII with a base such as lithium hydroxide, sodium hydroxide or potassium hydroxide, preferably lithium hydroxide, in a mixture of water, methanol and tetrahydrofuran (constituted such that XXII is soluble). The reaction is carried out at a reaction temperature of 20°C to 60°C, preferably about 25°C for 1 to 48 hours, preferably about 2 hours.

**[0067]** Compounds of formula XXII are prepared from compounds of formula XXIII by treatment with an acid in an inert solvent. Suitable acids include hydrochloric and trifluoroacetic acid, preferably hydrochloric acid. Suitable solvents include methylene chloride, diethyl ether, or chloroform, preferably methylene chloride. The reaction is carried out at a temperature ranging from about -25°C to 50°C; preferably the temperature may range from about 20°C to about 25°C (i.e. room temperature). The reaction is conducted over a period of about 15 minutes to about 2 hours, preferably about 30 minutes.

**[0068]** Compounds of the formula XXIII are prepared from compounds of formula XXIV by reacting XXIV with an alkylating agent of the formula R<sup>2</sup>-Z, where Z is bromo or iodo, and strong base such as lithium diisopropylamide or lithium (bis)trimethylsilylamide (preferably lithium diisopropylamide) in an inert solvent such as diethyl ether or tetrahydrofuran (preferably tetrahydrofuran). The reaction is carried out at a temperature of from -78°C to 0°C, preferably -78°C for a period of from 1 to 24 hours, preferably about 16 hours.

**[0069]** Compounds of formula XXIV are prepared from compounds of formula XIII by reacting compounds of formula XIII with methyl iodide and a base such as sodium carbonate, potassium carbonate or cesium carbonate, preferably cesium carbonate, in an inert solvent such as dimethylformamide or acetone, preferably dimethylformamide. The reaction is conducted at a temperature of 0°C to 50°C, preferably about 25°C. Reaction time: 1 to 48 hours, preferably about 16 hours.

**[0070]** The compounds of the formula I which are basic in nature are capable of forming a wide variety of different salts with various inorganic and organic acids. Although such salts must be pharmaceutically acceptable for administration to animals, it is often desirable in practice to initially isolate a compound of the formula I from the reaction mixture as a pharmaceutically unacceptable salt and then simply convert the latter back to the free base compound by treatment with an alkaline reagent, and subsequently convert the free base to a pharmaceutically acceptable acid addition salt. The acid addition salts of the base compounds of this invention are readily prepared by treating the base compound with a substantially equivalent amount of the chosen mineral or organic acid in an aqueous solvent medium or in a suitable organic solvent such as methanol or ethanol. Upon careful evaporation of the solvent, the desired solid salt is obtained.

**[0071]** The acids which are used to prepare the pharmaceutically acceptable acid addition salts of the base compounds of this invention are those which form non-toxic acid addition salts, i.e., salts containing pharmacologically acceptable anions, such as hydrochloride, hydrobromide, hydroiodide, nitrate, sulfate or bisulfate, phosphate or acid phosphate, acetate, lactate, citrate or acid citrate, tartrate or bitartrate, succinate, maleate, fumarate, gluconate, saccharate, benzoate, methanesulfonate and pamoate [i.e., 1,1'-methylene-bis-(2-hydroxy-3-naphthoate)] salts.

**[0072]** Those compounds of the formula I which are also acidic in nature, are capable of forming base salts with various pharmacologically acceptable cations. Examples of such salts include the alkali metal or alkaline-earth metal salts and particularly, the sodium and potassium salts. These salts are all prepared by conventional techniques. The chemical bases which are used as reagents to prepare the pharmaceutically acceptable base salts of this invention are those which form non-toxic base salts with the herein described acidic compounds of formula I. These non-toxic base salts include those derived from such pharmacologically acceptable cations as sodium, potassium, calcium and magnesium, etc. These salts can easily be prepared by treating the corresponding acidic compounds with an aqueous solution containing the desired pharmacologically acceptable cations, and then evaporating the resulting solution to dryness, preferably under reduced pressure. Alternatively, they may also be prepared by mixing lower alkanolic solu-

tions of the acidic compounds and the desired alkali metal alkoxide together, and then evaporating the resulting solution to dryness in the same manner as before. In either case, stoichiometric quantities of reagents are preferably employed in order to ensure completeness of reaction and maximum product yields.

**[0073]** The ability of the compounds of formula I or their pharmaceutically acceptable salts (hereinafter also referred to as the compounds of the present invention) to inhibit metalloproteinases or mammalian reprolysin and, consequently, demonstrate their effectiveness for treating diseases characterized by metalloproteinase or the production of tumor necrosis factor is shown by the following in vitro assay tests.

#### Biological Assay

##### Inhibition of Human Collagenase (MMP-1)

**[0074]** Human recombinant collagenase is activated with trypsin. The amount of trypsin is optimized for each lot of collagenase-1 but a typical reaction uses the following ratio: 5 µg trypsin per 100 µg of collagenase. The trypsin and collagenase are incubated at room temperature for 10 minutes then a five fold excess (50 mg/10 mg trypsin) of soybean trypsin inhibitor is added.

**[0075]** Stock solutions (10 mM) of inhibitors are made up in dimethylsulfoxide and then diluted using the following scheme:

10 mM -----> 120 µM -----> 12 µM -----> 1.2 µM -----> 0.12 µM

Twenty-five microliters of each concentration is then added in triplicate to appropriate wells of a 96 well microfluor plate. The final concentration of inhibitor will be a 1:4 dilution after addition of enzyme and substrate. Positive controls (enzyme, no inhibitor) are set up in wells D7-D12 and negative controls (no enzyme, no inhibitors) are set in wells D1-D6.

**[0076]** Collagenase-1 is diluted to 240 ng/ml and 25 µl is then added to appropriate wells of the microfluor plate. Final concentration of collagenase in the assay is 60 ng/ml.

**[0077]** Substrate (DNP-Pro-Cha-Gly-Cys(Me)-His-Ala-Lys(NMA)-NH<sub>2</sub>) is made as a 5 mM stock in dimethylsulfoxide and then diluted to 20 µM in assay buffer. The assay is initiated by the addition of 50 µl substrate per well of the microfluor plate to give a final concentration of 10 mM.

**[0078]** Fluorescence readings (360 nm excitation, 460 nm emission) are taken at time 0 and then at 20 minute intervals. The assay is conducted at room temperature with a typical assay time of 3 hours

**[0079]** Fluorescence versus time is then plotted for both the blank and collagenase containing samples (data from triplicate determinations is averaged). A time point that provides a good signal (at least five fold over the blank) and that is on a linear part of the curve (usually around 120 minutes) is chosen to determine IC<sub>50</sub> values. The zero time is used as a blank for each compound at each concentration and these values are subtracted from the 120 minute data. Data is plotted as inhibitor concentration versus % control (inhibitor fluorescence divided by fluorescence of collagenase alone x 100). IC<sub>50</sub>'s are determined from the concentration of inhibitor that gives a signal that is 50% of the control.

**[0080]** If IC<sub>50</sub>'s are reported to be less than 0.03 mM then the inhibitors are assayed at concentrations of 0.3 mM, 0.03 mM, and 0.003 mM.

##### Inhibition of Gelatinase (MMP-2)

**[0081]** Human recombinant 72 kD gelatinase (MMP-2, gelatinase A) is activated for 16-18 hours with 1mM p-aminophenyl-mercuric acetate (from a freshly prepared 100 mM stock in 0.2 N NaOH) at 4°C, rocking gently.

**[0082]** 10 mM dimethylsulfoxide stock solutions of inhibitors are diluted serially in assay buffer (50 mM TRIS, pH 7.5, 200 mM NaCl, 5 mM CaCl<sub>2</sub>, 20 µM ZnCl<sub>2</sub> and 0.02% BRIJ-35 (vol./vol.)) using the following scheme:

10 mM---> 120 µM---> 12 µM---> 1.2 µM---> 0.12 µM

Further dilutions are made as necessary following this same scheme. A minimum of four inhibitor concentrations for each compound are performed in each assay. 25 µL of each concentration is then added to triplicate wells of a black 96 well U-bottomed microfluor plate. As the final assay volume is 100 µL, final concentrations of inhibitor are the result of a further 1:4 dilution (i.e. 30 µM ---> 3 µM ---> 0.3 µM ---> 0.03 µM, etc.). A blank (no enzyme, no inhibitor) and a positive enzyme control (with enzyme, no inhibitor) are also prepared in triplicate.

**[0083]** Activated enzyme is diluted to 100 ng/mL in assay buffer, 25 pL per well is added to appropriate wells of the microplate. Final enzyme concentration in the assay is 25 ng/mL (0.34 nM).

**[0084]** A five mM dimethylsulfoxide stock solution of substrate (Mca-Pro-Leu-Gly-Leu-Dpa-Ala-Arg-NH<sub>2</sub>) is diluted in assay buffer to 20 µM. The assay is initiated by addition of 50 µL of diluted substrate yielding a final assay concentration of 10 µM substrate. At time zero, fluorescence reading (320 excitation; 390 emission) is immediately taken and subsequent readings are taken every fifteen minutes at room temperature with a PerSeptive Biosystems CytoFluor Multi-Well Plate Reader with the gain at 90 units.

**[0085]** The average value of fluorescence of the enzyme and blank are plotted versus time. An early time point on

the linear part of this curve is chosen for  $IC_{50}$  determinations. The zero time point for each compound at each dilution is subtracted from the latter time point and the data then expressed as percent of enzyme control (inhibitor fluorescence divided by fluorescence of positive enzyme control x 100). Data is plotted as inhibitor concentration versus percent of enzyme control.  $IC_{50}$ 's are defined as the concentration of inhibitor that gives a signal that is 50% of the positive enzyme control.

#### Inhibition of Stromelysin Activity (MMP-3)

**[0086]** Human recombinant stromelysin (MMP-3, stromelysin-1) is activated for 20-22 hours with 2 mM p-aminophenyl-mercuric acetate (from a freshly prepared 100 mM stock in 0.2 N NaOH) at 37°C.

**[0087]** 10 mM dimethylsulfoxide stock solutions of inhibitors are diluted serially in assay buffer (50 mM TRIS, pH 7.5, 150 mM NaCl, 10 mM  $CaCl_2$  and 0.05% BRIJ-35 (vol./vol.)) using the following scheme:

10 mM → 120 μM → 12 μM → 1.2 μM → 0.12 μM

Further dilutions are made as necessary following this same scheme. A minimum of four inhibitor concentrations for each compound are performed in each assay. 25 μL of each concentration is then added to triplicate wells of a black 96 well U-bottomed microfluor plate. As the final assay volume is 100 μL, final concentrations of inhibitor are the result of a further 1:4 dilution (i.e. 30 μM → 3 μM → 0.3 μM → 0.03 μM, etc.). A blank (no enzyme, no inhibitor) and a positive enzyme control (with enzyme, no inhibitor) are also prepared in triplicate.

**[0088]** Activated enzyme is diluted to 200 ng/mL in assay buffer, 25 μL per well is added to appropriate wells of the microplate. Final enzyme concentration in the assay is 50 ng/mL (0.875 nM).

**[0089]** A ten mM dimethylsulfoxide stock solution of substrate (Mca-Arg-Pro-Lys-Pro-Val-Glu-Nva-Trp-Arg-Lys(Dnp)- $NH_2$ ) is diluted in assay buffer to 6 μM. The assay is initiated by addition of 50 pL of diluted substrate yielding a final assay concentration of 3 μM substrate. At time zero, fluorescence reading (320 excitation; 390 emission) is immediately taken and subsequent readings are taken every fifteen minutes at room temperature with a PerSeptive Biosystems CytoFluor Multi-Well Plate Reader with the gain at 90 units.

**[0090]** The average value of fluorescence of the enzyme and blank are plotted versus time. An early time point on the linear part of this curve is chosen for  $IC_{50}$  determinations. The zero time point for each compound at each dilution is subtracted from the latter time point and the data then expressed as percent of enzyme control (inhibitor fluorescence divided by fluorescence of positive enzyme control x 100). Data is plotted as inhibitor concentration versus percent of enzyme control.  $IC_{50}$ 's are defined as the concentration of inhibitor that gives a signal that is 50% of the positive enzyme control.

#### Inhibition of MMP-13

**[0091]** Human recombinant MMP-13 is activated with 2mM APMA (p-aminophenyl mercuric acetate) for 2.0 hours, at 37°C and is diluted to 240 ng/ml in assay buffer (50 mM Tris, pH 7.5, 200 mM sodium chloride, 5mM calcium chloride, 20mM zinc chloride, 0.02% brij 35). Twenty-five microliters of diluted enzyme is added per well of a 96 well microfluor plate. The enzyme is then diluted in a 1:4 ratio in the assay by the addition of inhibitor and substrate to give a final concentration in the assay of 60 ng/ml.

**[0092]** Stock solutions (10 mM) of inhibitors are made up in dimethylsulfoxide and then diluted in assay buffer as per the inhibitor dilution scheme for inhibition of human collagenase-1 (MMP-1): Twenty-five microliters of each concentration is added in triplicate to the microfluor plate. The final concentrations in the assay are 30 mM, 3mM, 0.3m mM, and 0.03 mM.

**[0093]** Substrate (Dnp-Pro-Cha-Gly-Cys(Me)-His-Ala-Lys(NMA)- $NH_2$ ) is prepared as for inhibition of human collagenase (MMP-1) and 50 μl is added to each well to give a final assay concentration of 10 μM. Fluorescence readings (360 nM excitation; 450 nM emission) are taken at time 0 and every 5 minutes for 1 hour.

**[0094]** Positive controls and negative controls are set up in triplicate as outlined in the MMP-1 assay.

**[0095]**  $IC_{50}$ 's are determined as per inhibition of human collagenase (MMP-1). If  $IC_{50}$ 's are reported to be less than 0.03 mM, inhibitors are then assayed at final concentrations of 0.3 mM, 0.03 mM, 0.003 mM and 0.0003 mM.

#### Inhibition of TNF Production

**[0096]** The ability of the compounds or the pharmaceutically acceptable salts thereof to inhibit the production of TNF and, consequently, demonstrate their effectiveness for treating diseases involving the production of TNF is shown by the following *in vitro* assay:

**[0097]** Human mononuclear cells were isolated from anti-coagulated human blood using a one-step Ficoll-hypaque separation technique. (2) The mononuclear cells were washed three times in Hanks balanced salt solution (HBSS) with divalent cations and resuspended to a density of  $2 \times 10^6$  /ml in HBSS containing 1% BSA. Differential counts



determined using the Abbott Cell Dyn 3500 analyzer indicated that monocytes ranged from 17 to 24% of the total cells in these preparations.

[0098] 180  $\mu$ l of the cell suspension was aliquoted into flat bottom 96 well plates (Costar). Additions of compounds and LPS (100 ng/ml final concentration) gave a final volume of 200  $\mu$ l. All conditions were performed in triplicate. After a four hour incubation at 37°C in an humidified CO<sub>2</sub> incubator, plates were removed and centrifuged (10 minutes at approximately 250 x g) and the supernatants removed and assayed for TNF $\alpha$  using the R&D ELISA Kit.

#### Inhibition of Soluble TNF- $\alpha$ Production

[0099] The ability of the compounds or the pharmaceutically acceptable salts thereof to inhibit the cellular release of TNF- $\alpha$  and, consequently, demonstrate their effectiveness for treating diseases involving the dysregulation of soluble TNF- $\alpha$  is shown by the following in vitro assay:

#### Method for the evaluation of recombinant TNF- $\alpha$ . Converting Enzyme Activity Expression of recombinant TACE

[0100] A DNA fragment coding for the signal sequence, preprodomain, prodomain and catalytic domain of TACE (amino acids 1-473), can be amplified by polymerase chain reaction using a human lung cDNA library as a template. The amplified fragment is then cloned into pFastBac vector. The DNA sequence of the insert is confirmed for both the strands. A bacmid prepared using pFastBac in E. coli DH10Bac is transfected into SF9 insect cells. The virus particles is then amplified to P1, P2, P3 stages. The P3 virus is infected into both Sf9 and High Five insect cells and grown at 27°C for 48 hours. The medium is collected and used for assays and further purification.

#### Preparation of fluorescent quenched substrate:

[0101] A model peptidic TNF- $\alpha$  substrate (LY-LeucineAlanineGlutamineAlanineValineArginineSerine-SerineLysine (CTMR)-Arginine (LY=Lucifer Yellow; CTMR=Carboxytetramethyl-Rhodamine)) is prepared and the concentration estimated by absorbance at 560 nm ( $E_{560}$ : 60,000 M<sup>-1</sup>CM<sup>-1</sup>) according to the method of Geoghegan, KF, "Improved method for converting an unmodified peptide to an energy-transfer substrate for a proteinase." Bioconjugate Chem. **7**, 385-391 (1995). This peptide encompasses the cleavage site on pro-TNF which is cleaved *in vivo* by TACE.

#### Expression of recombinant TACE

[0102] A DNA fragment coding for the signal sequence, preprodomain, prodomain and catalytic domain of TACE (amino acids 1-473), is amplified by polymerase chain reaction using a human lung cDNA library as a template. The amplified fragment is cloned into pFastBac vector. The DNA sequence of the insert is confirmed for both the strands. A bacmid prepared using pFastBac in E. coli DH10Bac is transfected into SF9 insect cells. The virus particles were amplified to P1, P2, P3 stages. The P3 virus is infected into both Sf9 and High Five insect cells and grown at 27°C for 48 hours. The medium is collected and used for assays and further purification.

#### Enzyme reaction.

[0103] The reaction, carried out in a 96 well plate (Dynatech), is comprised of 70  $\mu$ l of buffer solution (25 mM Hepes-HCl, pH7.5, plus 20  $\mu$ M ZnCl<sub>2</sub>), 10  $\mu$ l of 100  $\mu$ M fluorescent quenched substrate, 10  $\mu$ l of a DMSO (5%) solution of test compound, and an amount of r-TACE enzyme which will cause 50% cleavage in 60 minutes - in a total volume of 100  $\mu$ l. The specificity of the enzyme cleavage at the amide bond between alanine and valine is verified by HPLC and mass spectrometry. Initial rates of cleavage are monitored by measuring the rate of increase in fluorescence at 530 nm (excitation at 409 nm) over 30 minutes. The experiment is controlled as follows: 1) for background fluorescence of substrate; 2) for fluorescence of fully cleaved substrate; 3) for fluorescence quenching or augmentation from solutions containing test compound.

[0104] Data is analyzed as follows. The rates from the non-test compound containing "control" reactions were averaged to establish the 100% value. The rate of reaction in the presence of test compound was compared to that in the absence of compound, and tabulated as "percent of non-test compound containing control. The results are plotted as "% of control" vs. the log of compound concentration and a half-maximal point or IC<sub>50</sub> value determined.

[0105] All of the compounds of the invention have IC<sub>50</sub> of less than 1  $\mu$ M, preferably less than 50nM. Most preferred compounds of the invention are at least 100 fold less potent against r-MMP-1 than in the above TACE assay.

Human Monocyte Assay

[0106] Human mononuclear cells are isolated from anti-coagulated human blood using a one-step Ficoll-hypaque separation technique. (2) The mononuclear cells are washed three times in Hanks balanced salt solution (HBSS) with divalent cations and resuspended to a density of  $2 \times 10^6$  /ml in HBSS containing 1% BSA. Differential counts determined using the Abbott Cell Dyn 3500 analyzer indicated that monocytes ranged from 17 to 24% of the total cells in these preparations.

[0107] 180m of the cell suspension was aliquoted into flat bottom 96 well plates (Costar). Additions of compounds and LPS (100 ng/ml final concentration) gave a final volume of 200  $\mu$ l. All conditions were performed in triplicate. After a four hour incubation at 37°C in an humidified CO<sub>2</sub> incubator, plates were removed and centrifuged (10 minutes at approximately 250 x g) and the supernatants removed and assayed for TNF- $\alpha$  using the R&D ELISA Kit.

Aggrecanase Assay

[0108] Primary porcine chondrocytes from articular joint cartilage are isolated by sequential trypsin and collagenase digestion followed by collagenase digestion overnight and are plated at  $2 \times 10^5$  cells per well into 48 well plates with 5  $\mu$ Ci / ml <sup>35</sup>S (1000 Ci/mmol) sulphur in type I collagen coated plates. Cells are allowed to incorporate label into their proteoglycan matrix (approximately 1 week) at 37°C, under an atmosphere of 5% CO<sub>2</sub>.

[0109] The night before initiating the assay, chondrocyte monolayers are washed two times in DMEM/1% PSF/G and then allowed to incubate in fresh DMEM /1% FBS overnight.

[0110] The following morning chondrocytes are washed once in DMEM/1%PSF/G. The final wash is allowed to sit on the plates in the incubator while making dilutions.

[0111] Media and dilutions can be made as described in the Table below.

Control Media	DMEM alone (control media)
IL-1 Media	DMEM + IL-1 (5 ng/ml)
Drug Dilutions	<p>Make all compounds stocks at 10 mM in DMSO.</p> <p>Make a 100 <math>\mu</math>M stock of each compound in DMEM in 96 well plate. Store in freezer overnight.</p> <p>The next day perform serial dilutions in DMEM with IL-1 to 5 <math>\mu</math>M, 500 nM, and 50 nM.</p> <p>Aspirate final wash from wells and add 50 <math>\mu</math>l of compound from above dilutions to 450 <math>\mu</math>l of IL-1 media in appropriate wells of the 48 well plates.</p> <p>Final compound concentrations equal 500 nM, 50 nM, and 5 nM.</p> <p>All samples completed in triplicate with Control and IL-1 alone samples on each plate.</p>

[0112] Plates are labeled and only the interior 24 wells of the plate are used. On one of the plates, several columns are designated as IL-1 (no drug) and Control (no IL-1, no drug). These control columns are periodically counted to monitor <sup>35</sup>S-proteoglycan release. Control and IL-1 media are added to wells (450  $\mu$ l) followed by compound (50  $\mu$ l) so as to initiate the assay. Plates are incubated at 37°C, with a 5% CO<sub>2</sub> atmosphere.

[0113] At 40-50 % release (when CPM from IL-1 media is 4-5 times control media) as assessed by liquid scintillation counting (LSC) of media samples, the assay is terminated (9-12 hours). Media is removed from all wells and placed in scintillation tubes. Scintillate is added and radioactive counts are acquired (LSC). To solubilize cell layers, 500  $\mu$ l of papain digestion buffer (0.2 M Tris, pH 7.0, 5 mM EDTA, 5 mM DTT, and 1 mg/ml papain) is added to each well. Plates with digestion solution are incubated at 60°C overnight. The cell layer is removed from the plates the next day and placed in scintillation tubes. Scintillate is then added, and samples counted (LSC).

[0114] The percent of released counts from the total present in each well is determined. Averages of the triplicates are made with control background subtracted from each well. The percent of compound inhibition is based on IL-1 samples as 0% inhibition (100% of total counts).

[0115] For administration to mammals, including humans, for the inhibition of matrix metalloproteinases or the production of tumor necrosis factor (TNF), a variety of conventional routes may be used including oral, parenteral (e.g., intravenous, intramuscular or subcutaneous), buccal, anal and topical. In general, the compounds of the invention (hereinafter also known as the active compounds) will be administered at dosages between about 0.1 and 25 mg/kg body weight of the subject to be treated per day, preferably from about 0.3 to 5 mg/kg. Preferably the active compound will be administered orally or parenterally. However, some variation in dosage will necessarily occur depending on the condition of the subject being treated. The person responsible for administration will, in any event, determine the ap-

appropriate dose for the individual subject.

[0116] The compounds of the present invention can be administered in a wide variety of different dosage forms, in general, the therapeutically effective compounds of this invention are present in such dosage forms at concentration levels ranging from about 5.0% to about 70% by weight.

5 [0117] For oral administration, tablets containing various excipients such as microcrystalline cellulose, sodium citrate, calcium carbonate, dicalcium phosphate and glycine may be employed along with various disintegrants such as starch (and preferably corn, potato or tapioca starch), alginic acid and certain complex silicates, together with granulation binders like polyvinylpyrrolidone, sucrose, gelation and acacia. Additionally, lubricating agents such as magnesium stearate, sodium lauryl sulfate and talc are often very useful for tableting purposes. Solid compositions of a similar  
10 type may also be employed as fillers in gelatin capsules; preferred materials in this connection also include lactose or milk sugar as well as high molecular weight polyethylene glycols. When aqueous suspensions and/or elixirs are desired for oral administration, the active ingredient may be combined with various sweetening or flavoring agents, coloring matter or dyes, and, if so desired, emulsifying and/or suspending agents as well, together with such diluents as water, ethanol, propylene glycol, glycerin and various like combinations thereof. In the case of animals, they are advantageously contained in an animal feed or drinking water in a concentration of 5-5000 ppm, preferably 25 to 500 ppm.

15 [0118] For parenteral administration (intramuscular, intraperitoneal, subcutaneous and intravenous use) a sterile injectable solution of the active ingredient is usually prepared. Solutions of a therapeutic compound of the present invention in either sesame or peanut oil or in aqueous propylene glycol may be employed. The aqueous solutions should be suitably adjusted and buffered, preferably at a pH of greater than 8, if necessary and the liquid diluent first rendered isotonic. These aqueous solutions are suitable intravenous injection purposes. The oily solutions are suitable  
20 for intraarticular, intramuscular and subcutaneous injection purposes. The preparation of all these solutions under sterile conditions is readily accomplished by standard pharmaceutical techniques well known to those skilled in the art. In the case of animals, compounds can be administered intramuscularly or subcutaneously at dosage levels of about 0.1 to 50 mg/kg/day, advantageously 0.2 to 10 mg/kg/day given in a single dose or up to 3 divided doses.

25 [0119] The active compounds of the invention may also be formulated in rectal compositions such as suppositories or retention enemas, e.g., containing conventional suppository bases such as cocoa butter or other glycerides.

[0120] For intranasal administration or administration by inhalation, the active compounds of the invention are conveniently delivered in the form of a solution or suspension from a pump spray container that is squeezed or pumped by the patient or as an aerosol spray presentation from a pressurized container or a nebulizer, with the use of a suitable  
30 propellant, e.g., dichlorodifluoromethane, trichlorofluoromethane, dichlorotetrafluoroethane, carbon dioxide or other suitable gas. In the case of a pressurized aerosol, the dosage unit may be determined by providing a valve to deliver a metered amount. The pressurized container or nebulizer may contain a solution or suspension of the active compound. Capsules and cartridges (made, for example, from gelatin) for use in an inhaler or insufflator may be formulated containing a powder mix of a compound of the invention and a suitable powder base such as lactose or starch.

35 [0121] The following Examples illustrate the preparation of the compounds of the present invention. Melting points are uncorrected. NMR data are reported in parts per million ( $\delta$ ) and are referenced to the deuterium lock signal from the sample solvent (deuteriochloroform unless otherwise specified). Commercial reagents were utilized without further purification. THF refers to tetrahydrofuran. DMF refers to N,N-dimethylformamide. Chromatography refers to column chromatography performed using 32-63 mm silica gel and executed under nitrogen pressure (flash chromatography)  
40 conditions. Room or ambient temperature refers to 20-25°C. All non-aqueous reactions were run under a nitrogen atmosphere for convenience and to maximize yields. Concentration at reduced pressure means that a rotary evaporator was used.

#### 45 Example 1

##### (2R,4S)-4-(4-Methoxyphenyl)-5-oxopyrrolidine-2-carboxylic acid hydroxyamide

##### **Step A: (5R)-3-Bromo-5-(tert-butyl-dimethylsilyloxyethyl)-2-oxo-2,5-dihydropyrrole-1-carboxylic acid tert-butyl ester**

50 [0122] A solution of 2-(tert-butyl)dimethylsilyloxyethyl)-5-oxopyrrolidine-1-carboxylic acid tert-butyl ester (16.5 grams, 50 mmol) in tetrahydrofuran (600 mL) was cooled in bath at -78° C. A 1 M solution of lithium bis(trimethylsilyl) amide in tetrahydrofuran (100 mL, 100 mmol) was added slowly. After stirring for 2 hours, a solution of phenylselenenyl-bromide (14.16 grams, 60 mmol) in tetrahydrofuran (100 mL) was added and, after 15 minutes, a solution of 1,2-dibromotetrachloroethane (19.5 grams, 60 mmol) in tetrahydrofuran (100 mL) was added. The reaction mixture was  
55 stirred for an additional 1.5 hours while cooling at -78° and was quenched by addition of saturated ammonium chloride solution. Water and diethyl ether were added. The aqueous phase was separated and extracted with diethyl ether. The combined organic layers were concentrated to an orange oil which was dissolved in methylene chloride (1000 mL). A

30% w/v aqueous solution of hydrogen peroxide (20 mL) was added and the mixture was stirred vigorously overnight. Water (50 mL) was added. The aqueous layer was separated and extracted with methylene chloride. The combined organic layers were dried over magnesium sulfate and concentrated to an orange oil. The title compound (12.0 grams, 59%) was isolated by flash chromatography on silica gel eluting first with a 1:1 mixture of hexane and methylene chloride and then with methylene chloride alone.

**[0123]**  $^1\text{H NMR}$  ( $\text{CDCl}_3$ ):  $\delta$  7.31 (d,  $J = 2.3$  Hz, 1 H), 4.56 - 4.53 (m, 1 H), 4.08 (dd,  $J = 3.4, 10.0$  Hz, 1 H), 3.74 (dd,  $J = 6.2, 10.0$  Hz, 1 H), 1.53 (s, 9 H), 0.83 (s, 9 H), 0.01 (s, 3 H), 0.00 (s, 3 H).

**[0124]**  $^{13}\text{C NMR}$  ( $\text{CDCl}_3$ ):  $\delta$  164.0, 149.1, 146.3, 118.2, 83.6, 62.8, 61.8, 28.0, 25.6, 18.0, -5.6, -5.7.

**Step B: (5*R*)-5-(tert-Butyl-dimethylsilyloxyethyl)-3-(4-methoxyphenyl)-2-oxo-2,5-dihydropyrrole-1-carboxylic acid tert-butyl ester**

The diethanolamine complex of 4-methoxyphenyl boronic acid (2.5 grams, 11 mmol) was stirred in a mixture of diisopropyl ether (50 mL) and 1.5 M aqueous hydrochloric acid solution (30 mL) for 2 hours. After separation of the aqueous layer, toluene (50 mL) was added and the mixture was concentrated to remove most of the diisopropyl ether. (5*R*)-3-Bromo-5-(tert-butyl-dimethylsilyloxyethyl)-2-oxo-2,5-dihydropyrrole-1-carboxylic acid tert-butyl ester (3.0 grams, 7.38 mmol), toluene (150 mL), and a solution of sodium carbonate (850 mg, 8 mmole) in water (20 mL) were added. After purging the solution of oxygen, tetrakis(triphenylphosphine)palladium (0) (250 mg) was added and the mixture was heated at reflux for 2.5 hours. The mixture was cooled and diluted with toluene and water. The organic layer was separated, washed with brine, dried over magnesium sulfate and concentrated to a brown oil. The title compound (1.7 grams, 53%), was isolated by flash chromatography on silica gel eluting with methylene chloride.

**[0126]**  $^1\text{H NMR}$  ( $\text{CDCl}_3$ ):  $\delta$  7.74 (d,  $J = 8.9$  Hz, 2 H), 7.24 (d,  $J = 2.5$  Hz, 1 H), 6.88 (d,  $J = 8.9$  Hz, 2 H), 4.57 - 4.54 (m, 1 H), 4.17 (dd,  $J = 3.6, 9.6$  Hz, 1 H), 3.79 (s, 3 H), 3.72 (dd,  $J = 6.6, 9.6$  Hz, 1 H), 1.55 (s, 9 H), 0.82 (s, 9 H), 0.02 (s, 3 H), 0.01 (s, 3 H).

**Step C: (3*S*, 5*R*)-5-Hydroxyethyl-3-(4-methoxyphenyl)-2-oxopyrrolidine-1-carboxylic acid tert-butyl ester**

A solution of (5*R*)-5-(tert-butyl-dimethylsilyloxyethyl)-3-(4-methoxyphenyl)-2-oxo-2,5-dihydropyrrole-1-carboxylic acid tert-butyl ester (1.7 grams, 3.9 mmol) in ethanol (100 mL) was treated with palladium black (300 mg) and hydrogenated in a Parr™ shaker at 3 atmospheres pressure overnight. The catalyst was removed by filtration and the solvent was evaporated to provide crude (3*S*, 5*R*)-5-(tert-butyl-dimethylsilyloxyethyl)-3-(4-methoxyphenyl)-2-oxopyrrolidine-1-carboxylic acid tert-butyl ester as an oil. This was dissolved in tetrahydrofuran (40 mL) and treated with aqueous 0.5 M hydrochloric acid solution (7.2 mL). The resulting mixture was stirred at room temperature overnight, quenched with saturated sodium carbonate solution and extracted twice with methylene chloride. The combined organic extracts were dried over magnesium sulfate and concentrated to an oil. The title compound (551 mg, 48%) was isolated by flash chromatography on silica gel eluting with 20% hexane in ethyl acetate.

**[0128]**  $^1\text{H NMR}$  ( $\text{CDCl}_3$ ):  $\delta$  7.15 (d,  $J = 8.7$  Hz, 2 H), 6.84 (d,  $J = 8.7$  Hz, 2 H), 4.18 - 4.13 (m, 1 H), 3.81 - 3.65 (m, 4 H), 3.76 (s, 3 H, overlapped), 2.58 - 2.51 (m, 1 H), 1.96 - 1.87 (m, 1 H), 1.52 (s, 9H).

**Step D: (2*R*, 4*S*)-4-(4-Methoxyphenyl)-5-oxopyrrolidine-1,2-dicarboxylic acid 1-tert-butyl ester**

A stock solution containing 12.0 grams of periodic acid and chromium trioxide (24 mg) in wet acetonitrile (0.75 volume % water) was prepared. A portion of this solution (9.6 mL) was added to a solution of (3*S*, 5*R*)-5-hydroxyethyl-3-(4-methoxyphenyl)-2-oxopyrrolidine-1-carboxylic acid tert-butyl ester (510 mg, 1.58 mmol) in wet acetonitrile (0.75 volume % water) at 0° C. The reaction mixture was stirred at 0° C for 2 hours and then quenched by addition of a solution of dibasic sodium phosphate (1.2 grams) in water (20 mL). The mixture was extracted with ethyl acetate and the organic extract was washed with aqueous sodium bisulfite solution and brine. After drying over magnesium sulfate, the solvent was evaporated to provide the title compound as a white solid, 518 mg (98%).

**[0130]**  $^1\text{H NMR}$  ( $\text{CDCl}_3$ ):  $\delta$  8.56 (br s, 1 H), 7.13 (d,  $J = 8.6$  Hz, 2 H), 6.82 (d,  $J = 8.6$  Hz, 2 H), 4.58 (apparent t,  $J = 8.3$  Hz, 1 H), 3.78 - 3.73 (m, 1 H), 3.73 (s, 3 H), 2.86 - 2.79 (m, 1 H), 2.13 - 2.05 (m, 1 H), 1.45 (s, 9 H).

**[0131]**  $^{13}\text{C NMR}$  ( $\text{CDCl}_3$ ):  $\delta$  176.2, 173.2, 159.0, 149.4, 129.2, 129.0, 114.2, 84.3, 56.8, 55.2, 47.9, 30.2, 27.8.

**[0132]** MS  $m/z$  334 ( $M - 1$ ), 234.

**[0133]**  $[\alpha]_D = +4.4^\circ$  ( $c = 1.12$ ,  $\text{CHCl}_3$ ).

**Step E: (3*S*, 5*R*)-5-benzoyloxycarbonyl-3-(4-methoxyphenyl)-2-oxopyrrolidine-1-carboxylic acid tert-butyl ester**

To a solution of (2*R*, 4*S*)-4-(4-methoxyphenyl)-5-oxopyrrolidine-1,2-dicarboxylic acid 1-tert-butyl ester (305

mg, 0.91 mmol), diisopropylethylamine (0.35 mL, 2.0 mmol) and O-benzylhydroxylamine hydrochloride (160 mg, 1.0 mmol) in methylene chloride (20 mL) was added (benzotriazol-1-yloxy)tris(dimethylamino)phosphonium hexafluoroborate (443 mg, 1.0 mmol). The reaction was stirred at room temperature overnight. After dilution with methylene chloride, the mixture was washed with aqueous saturated sodium bicarbonate solution, water and brine. The solution was dried over magnesium sulfate and concentrated to a white solid from which the title compound (294 mg, 73%) was isolated by flash chromatography eluting with 25% hexane in ethyl acetate.

[0135] MS m/z 439 (M - 1), 339.

#### Step F: (2R, 4S)-4-(4-Methoxyphenyl)-5-oxopyrrolidine-2-carboxylic acid benzyloxyamide

[0136] Hydrogen chloride gas was bubbled for 3 minutes through a solution of (3S, 5R)-5-benzyloxycarbamoyl-3-(4-methoxyphenyl)-2-oxopyrrolidine-1-carboxylic acid tert-butyl ester (270 mg, 0.61 mmol) in methylene chloride (40 mL). After stirring for an additional 10 minutes, the solvent was evaporated to leave a white foam. The title compound (169 mg, 80%) was isolated by flash chromatography (eluting with ethyl acetate) and recrystallization from a mixture of ethyl acetate and hexane.

[0137] <sup>1</sup>H NMR (CDCl<sub>3</sub>): δ 10.40 (br s, 1 H), 7.30 - 7.23 (m, 5 H), 7.15 (br s, 1 H), 7.04 (d, J = 8.5 Hz, 2 H), 6.76 (d, J = 8.5 Hz, 2 H), 4.79 - 4.72 (m, 2 H), 3.89 (apparent t, J = 7.3 Hz, 1 H), 3.70 (s, 3 H), 3.45 (apparent t, J = 9.6 Hz, 1 H), 2.77 - 2.69 (m, 1 H), 2.06 - 1.98 (m, 1 H).

[0138] <sup>13</sup>C NMR (CDCl<sub>3</sub>): δ 179.1, 169.3, 158.8, 134.9, 130.0, 129.3, 129.2, 128.7, 128.5, 114.2, 78.1, 55.2, 53.9, 46.6, 34.6.

[0139] MS m/z 341 (M + 1).

[0140] [α]<sub>D</sub> = +39.9° (c = 0.91, CHCl<sub>3</sub>).

#### (2R, 4S)-4-(4-Methoxyphenyl)-5-oxopyrrolidine-2-carboxylic acid hydroxyamide

[0141] A solution of (2R, 4S)-4-(4-methoxyphenyl)-5-oxopyrrolidine-2-carboxylic acid benzyloxyamide (150 mg, 0.44 mmol) in methanol (15 mL) was treated with 5% palladium on barium sulfate (40 mg) and hydrogenated in a Parr™ shaker at 3 atmospheres pressure for 2.5 hours. The catalyst was removed by filtration and the solvent was evaporated to provide a solid. The title compound (106 mg, 96%) was isolated by crystallization from a mixture of ethyl acetate and hexane.

[0142] <sup>1</sup>H NMR (DMSO-d<sub>6</sub>): δ 10.77 (br s, 1H), 8.97 (br s, 1 H), 8.01 (br s, 1 H), 7.14 (d, J = 8.4 Hz, 2 H), 6.84 (d, J = 8.4 Hz, 2 H), 3.91 (apparent t, J = 7.8 Hz, 1 H), 3.69 (s, 3 H), 3.53 (apparent t, J = 7.8 Hz, 1 H), 2.67 - 2.58 (m, 1 H), 1.92 - 1.84 (m, 1 H).

[0143] MS m/z 249 (M - 1).

#### Example 2

##### (2R, 4S)-4-[4-(4-Fluorophenoxy)phenyl]-5-oxo-pyrrolidine-2-carboxylic acid hydroxyamide

[0144] Prepared according to the method of Example 1 starting with the diethanolamine complex of 4-(4-fluorophenoxy)phenyl boronic acid.

[0145] <sup>1</sup>H NMR (DMSO-d<sub>6</sub>): δ 10.78 (br s, 1 H), 8.98 (br s, 1 H), 8.06 (s, 1 H), 7.23 (d, J = 8.7 Hz, 2H), 7.19 - 7.15 (m, 2 H), 7.02 - 6.98 (m, 2 H), 6.89 (d, J = 8.7 Hz, 2 H), 3.91 (apparent t, J = 7.8 Hz, 1 H), 3.59 (apparent t, J = 9.8 Hz, 1 H), 2.67 - 2.60 (m, 1 H), 1.94 - 1.86 (m, 1H).

[0146] <sup>13</sup>C NMR (DMSO-d<sub>6</sub>): δ 176.0, 167.8, 157.6 (d, J = 240 Hz), 155.2, 152.3, 134.8, 129.4, 119.9 (d, J = 9 Hz), 117.5, 116.0 (d, J = 23 Hz), 51.4, 45.5, 33.6.

[0147] MS m/z 329 (M - 1).

[0148] [α]<sub>D</sub> = +24.3° (c = 1.14, MeOH).

#### Example 3

##### (2R, 4S)-4-(4'-Fluorobiphenyl-4-yl)-5-oxo-pyrrolidine-2-carboxylic acid hydroxyamide

[0149] Prepared according to the method of Example 1 starting with the diethanolamine complex of 4'-fluorobiphenyl-4-yl boronic acid. Recrystallized from methanol, mp: 193-202° C.

[0150] <sup>1</sup>H NMR (DMSO-d<sub>6</sub>): δ 10.77 (br s, 1H), 8.97 (br s, 1 H), 8.08 (s, 1 H), 7.67 - 7.63 (m, 2 H), 7.55 (d, J = 8.1 Hz, 2 H), 7.32 (d, J = 8.1 Hz, 2 H), 7.24 (apparent t, J = 8.8 Hz, 2 H), 3.95 (apparent t, J = 7.8 Hz, 1 H), 3.65 (apparent t, J = 9.7 Hz, 1 H), 2.71 - 2.64 (m, 1 H), 2.00 - 1.93 (m, 1 H).

[0151] MS: m/z 313 (M - 1).

[0152] Analysis calculated for  $C_{17}H_{15}FN_2O_3 \cdot \frac{1}{2} H_2O$ : C, 63.15; H, 4.99; N, 8.66. Found: C, 62.83; H, 5.48; N, 8.39.

#### Example 4

##### (2R, 4S)-4-[3-(4-Fluorophenoxy)phenyl]-5-oxo-pyrrolidine-2-carboxylic acid hydroxyamide

[0153] Prepared according to the method of Example 1 starting with the diethanolamine complex of 3-(4-fluorophenoxy)phenyl boronic acid. Recrystallized from ethyl acetate, mp: 151-152° C.

[0154]  $^1H$  NMR (DMSO- $d_6$ ):  $\delta$  10.79 (s, 1 H), 8.98 (s, 1 H), 8.08 (s, 1 H), 7.28 (apparent t, J = 7.9 Hz, 1 H), 7.22 - 7.18 (m, 2 H), 7.04 - 7.01 (m, 3 H), 6.93 (apparent s, 1 H), 6.78 (dd, J = 2.5, 8.3 Hz, 1 H), 3.91 (apparent t, J = 7.6 Hz, 1 H), 3.62 (apparent t, J = 9.8 Hz, 1 H), 2.69 - 2.62 (m, 1 H), 1.95 - 1.87 (m, 1 H).

[0155] MS: m/z 329 (M - 1).

[0156]  $[\alpha]_D^{25} = +17.9^\circ$  (c = 1.00, MeOH)

[0157] Analysis calculated for  $C_{17}H_{15}FN_2O_4$ : C, 61.82; H, 4.58; N, 8.48. Found: C, 61.85; H, 4.59; N, 8.40.

#### Example 5

##### (2R, 4S)-4-Naphthalen-2-yl-5-oxo-pyrrolidine-2-carboxylic acid hydroxyamide

[0158] Prepared according to the method of Example 1 starting with 2-naphthyl boronic acid. Recrystallized from ethyl acetate/methanol, mp: 197-199° C.

[0159]  $^1H$  NMR (DMSO- $d_6$ ):  $\delta$  10.82 (br s, 1 H), 9.00 (s, 1 H), 8.14 (s, 1 H), 7.86 - 7.83 (m, 3 H), 7.75 (apparent s, 1 H), 7.46 - 7.42 (m, 3 H), 4.00 (apparent t, J = 7.6 Hz, 1 H), 3.80 (apparent t, J = 9.6 Hz, 1 H), 2.77 - 2.72 (m, 1 H), 2.10 - 2.03 (m, 1 H).

[0160] MS: m/z 269 (M - 1).

[0161]  $[\alpha]_D^{25} = 0^\circ$  (c = 0.33, MeOH)

[0162] Analysis calculated for  $C_{15}H_{14}N_2O_3$ : C, 66.66; H, 5.22; N, 10.36. Found: C, 66.43; H, 5.41; N, 10.10.

#### Example 6

##### (2R, 4S)-5-Oxo-4-(4-phenethylphenyl)-pyrrolidine-2-carboxylic acid hydroxyamide

[0163] Prepared according to the method of Example 1 starting with 4-styrylphenyl boronic acid. (The styryl double bond is reduced to a phenethylphenyl group at the same time the 2-oxo-2,5-dihydropyrrole double bond is hydrogenated.)

[0164]  $^1H$  NMR (DMSO- $d_6$ ):  $\delta$  10.78 (br s, 1 H), 8.97 (s, 1 H), 8.03 (s, 1 H), 7.24 - 7.22 (m, 4 H), 7.14 (apparent s, 5 H), 3.92 (apparent t, J = 7.4 Hz, 1 H), 3.55 (apparent t, J = 9.9 Hz, 1 H), 2.82 (apparent s, 4 H), 2.67 - 2.60 (m, 1 H), 1.95 - 1.87 (m, 1 H).

[0165] MS: m/z = 325 (M + 1).

#### Example 7

##### (2R, 4S)-4-(4-Benzyloxyphenyl)-5-oxo-pyrrolidine-2-carboxylic acid hydroxyamide

##### **Step A: (5R)-3-(4-Benzyloxyphenyl)-5-(tert-butyl dimethylsilyloxy methyl)-2-oxo-2,5-dihydro-pyrrole-1-carboxylic acid tert-butyl ester**

[0166] The diethanolamine complex of 4-phenethylphenyl boronic acid (8.25 g, 27.8 mmol) was stirred in a mixture of diethyl ether (165 mL) and 3 M aqueous HCl solution (66 mL) for 3 hours. After separation of the aqueous layer, toluene (100 mL) was added and the mixture was concentrated to remove most of the diethyl ether. (5R)-3-Bromo-5-(tert-butyl dimethylsilyloxy methyl)-2-oxo-2,5-dihydropyrrole-1-carboxylic acid tert-butyl ester (7.5 g, 18.5 mmol) and a solution of  $Na_2CO_3$  (1.25 g, 11.8 mmole) in water (25 mL) were added. After purging the solution of oxygen, tetrakis (triphenylphosphine)palladium (0) (424 mg) was added and the mixture was heated at reflux for 18 h. The mixture was cooled and diluted with toluene and water. The organic layer was separated, washed with brine, dried over  $MgSO_4$  and concentrated to a dark oil. The title compound (5.5 g, 58%), was isolated as a pale yellow solid by flash chromatography on silica gel eluting 15% diethyl ether in hexane.

**Step B: (3*S*,5*R*)-3-(4-Benzyloxyphenyl)-5-(tert-butyldimethylsilyloxymethyl)-2-oxo-pyrrolidine-1-carboxylic acid tert-butyl ester**

[0167] A solution of (5*R*)-3-(4-benzyloxyphenyl)-5-(tert-butyldimethylsilyloxymethyl)-2-oxo-2,5-dihydro-pyrrole-1-carboxylic acid tert-butyl ester (2.0 g, 3.92 mmol) in ethyl acetate (40 mL) and hexane (40 mL) was treated with 20% palladium hydroxide on carbon (200 mg) and hydrogenated in a Parr™ shaker at 3 atmospheres pressure for 2 hours. The catalyst was removed by filtration and the solvent was evaporated to provide the title compound as a yellow oil (2.0 g, 100%).

**Step C: (3*S*,5*R*)-3-(4-Benzyloxyphenyl)-5-hydroxymethyl-2-oxo-pyrrolidine-1-carboxylic acid tert-butyl ester**

[0168] A solution of (3*S*,5*R*)-3-(4-benzyloxyphenyl)-5-(tert-butyldimethylsilyloxymethyl)-2-oxo-pyrrolidine-1-carboxylic acid tert-butyl ester (2.0 g, 3.91 mmol) in tetrahydrofuran (45 mL) was cooled in an ice bath. Aqueous 0.5 M HCl solution (7.8 mL, 3.9 mmol) was added and the resulting mixture was allowed to warm to room temperature while stirring overnight. After a total reaction time of 24 hours, saturated aqueous NaHCO<sub>3</sub> solution was added. The mixture was extracted twice with diethyl ether and the combined organic phases were washed with brine, dried over MgSO<sub>4</sub> and concentrated to an oil. The title compound, a colorless oil (1.02 g, 65%), was isolated by flash chromatography on silica gel eluting with 50% ethyl acetate in hexane.

**Step D: (2*R*, 4*S*)-4-(4-Benzyloxyphenyl)-5-oxo-pyrrolidine-2-carboxylic acid**

[0169] A solution containing 6.0 g of periodic acid and chromium trioxide (13 mg) in wet acetonitrile (60 mL; 0.75 volume % water) was prepared. A portion of this solution (15 mL) was added dropwise to a solution of (3*S*,5*R*)-3-(4-benzyloxyphenyl)-5-hydroxymethyl-2-oxo-pyrrolidine-1-carboxylic acid tert-butyl ester (1.02 g, 2.57 mmol) in wet acetonitrile (15 mL; 0.75 volume % water) at 0° C. The reaction mixture was stirred at 0° C for 2 hours. At this time, more of the periodic acid/chromium trioxide solution (5 mL) was added. Stirring at 0° C was continued for an additional 1 hour. After quenching with a solution of dibasic sodium phosphate (720 mg) in water (12 mL), the mixture was extracted twice with diethyl ether. The combined organic extracts were washed with aqueous sodium bisulfite solution (440 mg in 10 mL water) and brine. After drying over MgSO<sub>4</sub>, the solvent was evaporated to provide a yellow solid that was taken up in methylene chloride (100 mL) and cooled in an ice bath. Hydrogen chloride gas was bubbled through the cold solution for 2 minutes and the resulting mixture was stirred at 0° C for 1 hour. The solvent and HCl were evaporated to afford a solid from which the title compound, 226 mg (28%) was isolated by trituration with a mixture of methylene chloride, diethyl ether and ethyl acetate. The trituration filtrate was dissolved in aqueous saturated NaHCO<sub>3</sub> solution and washed twice with diethyl ether. After careful acidification with aqueous 6 M HCl solution, the aqueous layer was extracted twice with ethyl acetate. The combined organic layers were washed with brine, dried over MgSO<sub>4</sub> and concentrated to provide more of the title compound, 123 mg (15%).

**Step E: (2*R*, 4*S*)-4-(4-Benzyloxyphenyl)-5-oxo-pyrrolidine-2-carboxylic acid (2-trimethylsilylethoxy)amide**

[0170] To a solution of (2*R*, 4*S*)-4-(4-benzyloxyphenyl)-5-oxo-pyrrolidine-2-carboxylic acid (330 mg, 1.06 mmol), *N*-methyl morpholine (0.25 mL, 2.3 mmol) and *O*-(2-trimethylsilylethyl) hydroxylamine hydrochloride (220 mg, 1.30 mmol) in CH<sub>2</sub>Cl<sub>2</sub> (20 mL) was added (benzotriazol-1-yloxy)tris(dimethylamino)phosphonium hexafluoroborate (560 mg, 1.27 mmol). The reaction was stirred at room temperature for 6 hours. After dilution with CH<sub>2</sub>Cl<sub>2</sub>, the mixture was washed sequentially with aqueous 0.5 M HCl solution, water, aqueous saturated NaHCO<sub>3</sub> solution, and brine. The solution was dried over MgSO<sub>4</sub> and concentrated to a white solid that was triturated with ethyl acetate and set aside. The trituration filtrate was concentrated and chromatographed on silica gel eluting with 5% methanol in chloroform. Fractions containing the title compound were combined and concentrated to afford a white solid that was combined with the solid obtained directly from the crude product mixture. The sample was stirred in water overnight. The title compound was collected by filtration and dried. The yield was 194 mg (43%).

**Step F: (2*R*, 4*S*)-4-(4-Benzyloxyphenyl)-5-oxo-pyrrolidine-2-carboxylic acid hydroxyamide**

[0171] To a suspension of (2*R*, 4*S*)-4-(4-benzyloxyphenyl)-5-oxo-pyrrolidine-2-carboxylic acid (2-trimethylsilylethoxy)amide (95 mg, 0.22 mmol) in methylene chloride was added boron trifluoride etherate (0.86 μL, 0.68 mmol). The mixture was stirred at room temperature for 75 minutes. During this period the suspended solid dissolved completely and the product precipitated. The mixture was quenched by addition of saturated aqueous NH<sub>4</sub>Cl solution. The title compound was collected by filtration, washing well with ethyl acetate and water, and dried. The yield was 56 mg (78%).

**[0172]**  $^1\text{H}$  NMR (DMSO- $d_6$ ):  $\delta$  10.74 (br s, 1 H), 8.95 (br s, 1 H), 8.00 (br s, 1 H), 7.70 - 7.27 (m, 5 H), 7.13 (d, J = 8.0 Hz, 2 H), 6.91 (d, J = 8.0 Hz, 2 H), 5.04 (apparent s, 2 H), 3.89 (apparent t, J = 7.7 Hz, 1 H), 3.51 (apparent t, J = 9.7 Hz, 1 H), 2.64 - 2.57 (m, 1 H), 1.91 - 1.83 (m, 1 H).

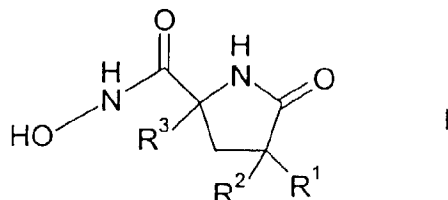
**[0173]** MS: m/z 325 (M - 1).

5

## Claims

1. A compound of the formula

10



15

20

wherein  $R^1$  is (C<sub>1</sub>-C<sub>6</sub>)alkyl, (C<sub>6</sub>-C<sub>10</sub>)aryl, (C<sub>2</sub>-C<sub>9</sub>)heteroaryl, (C<sub>6</sub>-C<sub>10</sub>)aryl(C<sub>1</sub>-C<sub>6</sub>)alkyl, (C<sub>6</sub>-C<sub>10</sub>)aryl(C<sub>6</sub>-C<sub>10</sub>)aryl, (C<sub>6</sub>-C<sub>10</sub>)aryl(C<sub>2</sub>-C<sub>9</sub>)heteroaryl, (C<sub>2</sub>-C<sub>9</sub>)heteroaryl(C<sub>1</sub>-C<sub>6</sub>)alkyl, (C<sub>2</sub>-C<sub>9</sub>)heteroaryl(C<sub>6</sub>-C<sub>10</sub>)aryl, (C<sub>2</sub>-C<sub>9</sub>)heteroaryl(C<sub>2</sub>-C<sub>9</sub>)heteroaryl, (C<sub>6</sub>-C<sub>10</sub>)aryloxy(C<sub>1</sub>-C<sub>6</sub>)alkyl, (C<sub>6</sub>-C<sub>10</sub>)aryloxy(C<sub>6</sub>-C<sub>10</sub>)aryl, (C<sub>6</sub>-C<sub>10</sub>)aryloxy(C<sub>2</sub>-C<sub>9</sub>)heteroaryl, (C<sub>2</sub>-C<sub>9</sub>)heteroaryloxy(C<sub>1</sub>-C<sub>6</sub>)alkyl, (C<sub>2</sub>-C<sub>9</sub>)heteroaryloxy(C<sub>6</sub>-C<sub>10</sub>)aryl, (C<sub>2</sub>-C<sub>9</sub>)heteroaryloxy(C<sub>2</sub>-C<sub>9</sub>)heteroaryl, (C<sub>6</sub>-C<sub>10</sub>)aryl(C<sub>1</sub>-C<sub>6</sub>)alkyl(C<sub>6</sub>-C<sub>10</sub>)aryl, (C<sub>6</sub>-C<sub>10</sub>)aryl(C<sub>1</sub>-C<sub>6</sub>)alkyl(C<sub>2</sub>-C<sub>9</sub>)heteroaryl, (C<sub>6</sub>-C<sub>10</sub>)aryl(C<sub>1</sub>-C<sub>6</sub>)alkoxy(C<sub>6</sub>-C<sub>10</sub>)aryl, (C<sub>6</sub>-C<sub>10</sub>)aryl(C<sub>1</sub>-C<sub>6</sub>)alkoxy(C<sub>2</sub>-C<sub>9</sub>)heteroaryl, (C<sub>6</sub>-C<sub>10</sub>)aryloxy(C<sub>1</sub>-C<sub>6</sub>)alkyl(C<sub>6</sub>-C<sub>10</sub>)aryl, (C<sub>6</sub>-C<sub>10</sub>)aryloxy(C<sub>1</sub>-C<sub>6</sub>)alkyl(C<sub>2</sub>-C<sub>9</sub>)heteroaryl, (C<sub>2</sub>-C<sub>9</sub>)heteroaryl(C<sub>1</sub>-C<sub>6</sub>)alkyl(C<sub>6</sub>-C<sub>10</sub>)aryl, (C<sub>2</sub>-C<sub>9</sub>)heteroaryl(C<sub>1</sub>-C<sub>6</sub>)alkyl(C<sub>2</sub>-C<sub>9</sub>)heteroaryl, (C<sub>2</sub>-C<sub>9</sub>)heteroaryl(C<sub>1</sub>-C<sub>6</sub>)alkoxy(C<sub>6</sub>-C<sub>10</sub>)aryl, (C<sub>2</sub>-C<sub>9</sub>)heteroaryl(C<sub>1</sub>-C<sub>6</sub>)alkoxy(C<sub>2</sub>-C<sub>9</sub>)heteroaryl, (C<sub>2</sub>-C<sub>9</sub>)heteroaryloxy(C<sub>1</sub>-C<sub>6</sub>)alkoxy(C<sub>6</sub>-C<sub>10</sub>)aryl, (C<sub>2</sub>-C<sub>9</sub>)heteroaryloxy(C<sub>1</sub>-C<sub>6</sub>)alkyl(C<sub>2</sub>-C<sub>9</sub>)heteroaryl, (C<sub>6</sub>-C<sub>10</sub>)aryl(C<sub>6</sub>-C<sub>10</sub>)aryl(C<sub>1</sub>-C<sub>6</sub>)alkyl or (C<sub>6</sub>-C<sub>10</sub>)aryl(C<sub>1</sub>-C<sub>6</sub>)alkoxy(C<sub>1</sub>-C<sub>6</sub>)alkyl, wherein each of said (C<sub>6</sub>-C<sub>10</sub>)aryl or (C<sub>2</sub>-C<sub>9</sub>)heteroaryl moieties is optionally substituted on any of the ring carbon atoms capable of forming an additional bond by one or more substituents per ring independently selected from fluoro, chloro, bromo, (C<sub>1</sub>-C<sub>6</sub>)alkyl, (C<sub>1</sub>-C<sub>6</sub>)alkoxy, perfluoro(C<sub>1</sub>-C<sub>3</sub>)alkyl, perfluoro(C<sub>1</sub>-C<sub>3</sub>)alkoxy and (C<sub>6</sub>-C<sub>10</sub>)aryloxy; and

30

$R^2$  and  $R^3$  are independently selected from H, (C<sub>1</sub>-C<sub>6</sub>)alkyl, and CH<sub>2</sub>(C<sub>6</sub>-C<sub>10</sub>)aryl;

35

or a pharmaceutically acceptable salt thereof.

2. A compound according to claim 1 wherein  $R^1$  is (C<sub>6</sub>-C<sub>10</sub>)aryl, (C<sub>6</sub>-C<sub>10</sub>)aryloxy(C<sub>6</sub>-C<sub>10</sub>)aryl, (C<sub>6</sub>-C<sub>10</sub>)aryl(C<sub>6</sub>-C<sub>10</sub>)aryl, (C<sub>6</sub>-C<sub>10</sub>)aryloxy(C<sub>2</sub>-C<sub>9</sub>)heteroaryl, (C<sub>2</sub>-C<sub>9</sub>)heteroaryl, (C<sub>2</sub>-C<sub>9</sub>)heteroaryl(C<sub>2</sub>-C<sub>9</sub>)heteroaryl, (C<sub>6</sub>-C<sub>10</sub>)aryl(C<sub>1</sub>-C<sub>6</sub>)alkoxy(C<sub>6</sub>-C<sub>10</sub>)aryl, (C<sub>2</sub>-C<sub>9</sub>)heteroaryloxy(C<sub>6</sub>-C<sub>10</sub>)aryl, (C<sub>6</sub>-C<sub>10</sub>)aryl(C<sub>1</sub>-C<sub>6</sub>)alkoxy(C<sub>2</sub>-C<sub>9</sub>)heteroaryl, (C<sub>2</sub>-C<sub>9</sub>)heteroaryloxy(C<sub>2</sub>-C<sub>9</sub>)heteroaryl, (C<sub>6</sub>-C<sub>10</sub>)aryl(C<sub>2</sub>-C<sub>9</sub>)heteroaryl, (C<sub>2</sub>-C<sub>9</sub>)heteroaryl(C<sub>6</sub>-C<sub>10</sub>)aryl, (C<sub>2</sub>-C<sub>9</sub>)heteroaryl(C<sub>1</sub>-C<sub>6</sub>)alkoxy(C<sub>6</sub>-C<sub>10</sub>)aryl, or (C<sub>2</sub>-C<sub>9</sub>)heteroaryl(C<sub>1</sub>-C<sub>6</sub>)alkoxy(C<sub>2</sub>-C<sub>9</sub>)heteroaryl, wherein each (C<sub>6</sub>-C<sub>10</sub>)aryl or (C<sub>2</sub>-C<sub>9</sub>)heteroaryl moieties of said (C<sub>6</sub>-C<sub>10</sub>)aryl, (C<sub>6</sub>-C<sub>10</sub>)aryloxy(C<sub>6</sub>-C<sub>10</sub>)aryl, (C<sub>6</sub>-C<sub>10</sub>)aryl(C<sub>6</sub>-C<sub>10</sub>)aryl, (C<sub>6</sub>-C<sub>10</sub>)aryloxy(C<sub>2</sub>-C<sub>9</sub>)heteroaryl, (C<sub>2</sub>-C<sub>9</sub>)heteroaryl, (C<sub>6</sub>-C<sub>10</sub>)aryl(C<sub>1</sub>-C<sub>6</sub>)alkoxy(C<sub>6</sub>-C<sub>10</sub>)aryl, (C<sub>2</sub>-C<sub>9</sub>)heteroaryloxy(C<sub>6</sub>-C<sub>10</sub>)aryl, (C<sub>6</sub>-C<sub>10</sub>)aryl(C<sub>1</sub>-C<sub>6</sub>)alkoxy(C<sub>2</sub>-C<sub>9</sub>)heteroaryl, (C<sub>2</sub>-C<sub>9</sub>)heteroaryloxy(C<sub>2</sub>-C<sub>9</sub>)heteroaryl, (C<sub>6</sub>-C<sub>10</sub>)aryl(C<sub>2</sub>-C<sub>9</sub>)heteroaryl, (C<sub>2</sub>-C<sub>9</sub>)heteroaryl(C<sub>6</sub>-C<sub>10</sub>)aryl, or (C<sub>2</sub>-C<sub>9</sub>)heteroaryl(C<sub>1</sub>-C<sub>6</sub>)alkoxy(C<sub>6</sub>-C<sub>10</sub>)aryl, or (C<sub>2</sub>-C<sub>9</sub>)heteroaryl(C<sub>1</sub>-C<sub>6</sub>)alkoxy(C<sub>2</sub>-C<sub>9</sub>)heteroaryl is optionally substituted on any of the ring carbon atoms capable of forming an additional bond by one or more substituents per ring independently selected from fluoro, chloro, bromo, (C<sub>1</sub>-C<sub>6</sub>)alkyl, (C<sub>1</sub>-C<sub>6</sub>)alkoxy, perfluoro(C<sub>1</sub>-C<sub>3</sub>)alkyl, perfluoro(C<sub>1</sub>-C<sub>3</sub>)alkoxy and (C<sub>6</sub>-C<sub>10</sub>)aryloxy.

40

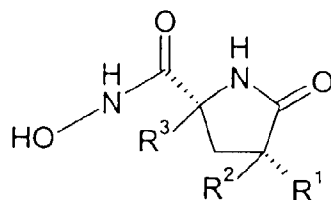
45

3. A compound according to claim 1 with the stereochemistry

50

55





- 5
- 10
- 15
- 20
- 25
- 30
- 35
- 40
- 45
- 50
- 55
4. A compound according to claim 3, wherein R<sup>1</sup> is optionally substituted (C<sub>6</sub>-C<sub>10</sub>)aryl.
  5. A compound according to claim 3, wherein R<sup>1</sup> is optionally substituted (C<sub>6</sub>-C<sub>10</sub>)aryloxy(C<sub>6</sub>-C<sub>10</sub>)aryl.
  6. A compound according to claim 3, wherein R<sup>1</sup> is optionally substituted (C<sub>2</sub>-C<sub>9</sub>)heteroaryloxy(C<sub>6</sub>-C<sub>10</sub>)aryl.
  7. A compound according to claim 3, wherein R<sup>1</sup> is optionally substituted (C<sub>6</sub>-C<sub>10</sub>)aryl(C<sub>1</sub>-C<sub>6</sub>)alkoxy(C<sub>6</sub>-C<sub>10</sub>)aryl.
  8. A compound according to claim 3, wherein said R<sup>1</sup> optional substituent is hydrogen, fluoro, chloro, (C<sub>1</sub>-C<sub>6</sub>)alkyl or (C<sub>1</sub>-C<sub>6</sub>)alkoxy.
  9. A compound according to claim 3, wherein said R<sup>1</sup> optional substituent is in the para position of the terminal ring.
  10. A compound according to claim 3, wherein said R<sup>1</sup> optional substituent is in the ortho position of the terminal ring.
  11. A compound according to claim 3 wherein R<sup>2</sup> and R<sup>3</sup> are hydrogen.
  12. A compound according to claim 3 wherein one or both of R<sup>2</sup> and R<sup>3</sup> are independently selected from (C<sub>1</sub>-C<sub>6</sub>)alkyl, and CH<sub>2</sub>(C<sub>6</sub>-C<sub>10</sub>)aryl.
  13. A compound according to claim 3, wherein said compound is selected from the group consisting of:
    - (2*R*, 4*S*)-4-(4-methoxyphenyl)-5-oxopyrrolidine-2-carboxylic acid hydroxyamide,
    - (2*R*, 4*S*)-4-[4-(4-fluorophenoxy)phenyl]-5-oxo-pyrrolidine-2-carboxylic acid hydroxyamide,
    - (2*R*, 4*S*)-5-oxo-4-(4-phenoxyphenyl)-pyrrolidine-2-carboxylic acid hydroxyamide,
    - (2*R*, 4*S*)-4-[4-(4-chlorophenoxy)phenyl]-5-oxopyrrolidine-2-carboxylic acid hydroxyamide,
    - (2*R*, 4*S*)-4-[3-(4-chlorophenoxy)phenyl]-5-oxopyrrolidine-2-carboxylic acid hydroxyamide,
    - (2*R*, 4*S*)-4-[3-(4-fluorophenoxy)phenyl]-5-oxopyrrolidine-2-carboxylic acid hydroxyamide,
    - (2*R*, 4*S*)-5-oxo-4-[4-(pyridin-4-yloxy)-phenyl]pyrrolidine-2-carboxylic acid hydroxyamide,
    - (2*R*, 4*S*)-4-biphenyl-4-yl-5-oxo-pyrrolidine-2-carboxylic acid hydroxyamide,
    - (2*R*, 4*S*)-4-(4'-fluorobiphenyl-4-yl)-5-oxopyrrolidine-2-carboxylic acid hydroxyamide,
    - (2*R*, 4*S*)-4-(4-benzyloxyphenyl)-5-oxopyrrolidine-2-carboxylic acid hydroxyamide,
    - (2*R*, 4*S*)-5-oxo-4-(4-phenethylphenyl)-pyrrolidine-2-carboxylic acid hydroxyamide,
    - (2*R*, 4*S*)-4-[4-(4-fluorobenzyloxy)phenyl]-5-oxopyrrolidine-2-carboxylic acid hydroxyamide,
    - (2*R*, 4*S*)-4-[4-(3,5-difluorobenzyloxy)phenyl]-5-oxopyrrolidine-2-carboxylic acid hydroxyamide,
    - (2*R*, 4*S*)-4-(4-methoxybenzyl)-5-oxopyrrolidine-2-carboxylic acid hydroxyamide,
    - (2*R*, 4*S*)-4-(4'-fluorobiphenyl-4-ylmethyl)-5-oxopyrrolidine-2-carboxylic acid hydroxyamide,
    - (2*R*, 4*S*)-4-naphthalen-2-yl-5-oxo-pyrrolidine-2-carboxylic acid hydroxyamide;
    - (2*R*, 4*S*)-4-[4-(4-fluorophenoxy)-phenyl]-2,4-dimethyl-5-oxo-pyrrolidine-2-carboxylic acid hydroxyamide,
    - (2*R*, 4*S*)-4-[4-(4-fluorophenoxy)-phenyl]-4-methyl-5-oxo-pyrrolidine-2-carboxylic acid hydroxyamide,
    - (2*R*, 4*R*)-4-benzyl-5-oxo-4-(4-phenoxyphenyl)-pyrrolidine-2-carboxylic acid hydroxyamide,
    - (2*R*, 4*S*)-4-[4-(4-chlorophenoxy)phenyl]-4-methyl-5-oxo-pyrrolidine-2-carboxylic acid hydroxyamide, and
    - (2*R*, 4*S*)-4-[4-(4-chlorophenoxy)phenyl]-2,4-dimethyl-5-oxo-pyrrolidine-2-carboxylic acid hydroxyamide.
  14. A pharmaceutical composition for the treatment of a condition selected from the group consisting of arthritis (including osteoarthritis and rheumatoid arthritis), inflammatory bowel disease, Crohn's disease, emphysema, chronic obstructive pulmonary disease, Alzheimer's disease, organ transplant toxicity, cachexia, allergic reactions, allergic contact hypersensitivity, cancer, tissue ulceration, restenosis, periodontal disease, epidermolysis bullosa, osteoporosis, loosening of artificial joint implants, atherosclerosis (including atherosclerotic plaque rupture), aortic an-

eurysm (including abdominal aortic aneurysm and brain aortic aneurysm), congestive heart failure, myocardial infarction, stroke, cerebral ischemia, head trauma, spinal cord injury, neuro-degenerative disorders (acute and chronic), autoimmune disorders, Huntington's disease, Parkinson's disease, migraine, depression, peripheral neuropathy, pain, cerebral amyloid angiopathy, nootropic or cognition enhancement, amyotrophic lateral sclerosis, multiple sclerosis, ocular angiogenesis, corneal injury, macular degeneration, abnormal wound healing, burns, diabetes, tumor invasion, tumor growth, tumor metastasis, corneal scarring, scleritis, AIDS, sepsis and septic shock in a mammal, including a human, comprising an amount of a compound of claim 1 effective in such treatment and a pharmaceutically acceptable carrier.

5

10

**15.** A method for treating a condition selected from the group consisting of arthritis (including osteoarthritis and rheumatoid arthritis), inflammatory bowel disease, Crohn's disease, emphysema, chronic obstructive pulmonary disease, Alzheimer's disease, organ transplant toxicity, cachexia, allergic reactions, allergic contact hypersensitivity, cancer, tissue ulceration, restenosis, periodontal disease, epidermolysis bullosa, osteoporosis, loosening of artificial joint implants, atherosclerosis (including atherosclerotic plaque rupture), aortic aneurysm (including abdominal aortic aneurysm and brain aortic aneurysm), congestive heart failure, myocardial infarction, stroke, cerebral ischemia, head trauma, spinal cord injury, neuro-degenerative disorders (acute and chronic), autoimmune disorders, Huntington's disease, Parkinson's disease, migraine, depression, peripheral neuropathy, pain, cerebral amyloid angiopathy, nootropic or cognition enhancement, amyotrophic lateral sclerosis, multiple sclerosis, ocular angiogenesis, corneal injury, macular degeneration, abnormal wound healing, burns, diabetes, tumor invasion, tumor growth, tumor metastasis, corneal scarring, scleritis, AIDS, sepsis and septic shock in a mammal, including a human, comprising administering to said mammal an amount of a compound of claim 1, effective in treating such a condition.

15

20

25

**16.** A pharmaceutical composition for the treatment of a condition which can be treated by the inhibition of matrix metalloproteinases in a mammal, including a human, comprising an amount of a compound of claim 1 effective in such treatment and a pharmaceutically acceptable carrier.

30

**17.** A pharmaceutical composition for the treatment of a condition which can be treated by the inhibition of a mammalian reprotolysin in a mammal, including a human, comprising an amount of a compound of claim 1 effective in such treatment and a pharmaceutically acceptable carrier.

35

**18.** A method for the inhibition of matrix metalloproteinases in a mammal, including a human, comprising administering to said mammal an effective amount of a compound of claim 1.

40

45

50

55

**19.** A method for the inhibition of a mammalian reprotolysin in a mammal, including a human, comprising administering to said mammal an effective amount of a compound of claim 1.

19



Europäisches Patentamt  
European Patent Office  
Office européen des brevets



11 Publication number:

**0 606 046 A1**

12

**EUROPEAN PATENT APPLICATION**

21 Application number: **93810896.6**

22 Date of filing: **21.12.93**

51 Int. Cl.<sup>5</sup>: **C07D 213/42, C07C 311/29,  
C07D 317/62, C07D 317/58,  
C07D 405/14, C07D 277/28,  
C07D 215/12, C07D 277/06,  
C07D 207/48, C07D 277/30,  
A61K 31/44, A61K 31/18**

30 Priority: **06.01.93 US 1136**

43 Date of publication of application:  
**13.07.94 Bulletin 94/28**

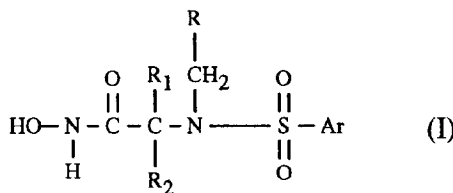
84 Designated Contracting States:  
**AT BE CH DE DK ES FR GB GR IE IT LI LU NL  
PT SE**

71 Applicant: **CIBA-GEIGY AG  
Klybeckstrasse 141  
CH-4002 Basel(CH)**

72 Inventor: **MacPherson, Lawrence J..  
RD 1, Box 25B,  
Perryville Road  
Hampton, NJ 08827(US)  
Inventor: **Parker, David Thomas  
291 East Northfield Road  
Livingston, NJ 07039(US)****

54 **Arylsulfonamido-substituted hydroxamic acids.**

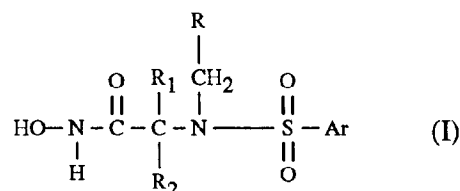
57 Compounds of formula I



**EP 0 606 046 A1**

wherein R, R<sub>1</sub>, R<sub>2</sub> and Ar are as defined in the description, have valuable pharmaceutical properties and are effective especially as matrix metalloproteinase inhibitors, for example for the treatment of arthritis. They are prepared in a manner known per se.

The present invention relates to the compounds of formula I



(a) wherein

Ar is carbocyclic or heterocyclic aryl;

R is hydrogen, lower alkyl, carbocyclic aryl-lower alkyl, carbocyclic aryl, heterocyclic aryl, biaryl, biaryl-lower alkyl, heterocyclic aryl-lower alkyl, mono- or poly-halo-lower alkyl, C<sub>3</sub>-C<sub>7</sub>-cycloalkyl, C<sub>3</sub>-C<sub>7</sub>-cycloalkyl-lower alkyl, (oxa or thia)-C<sub>3</sub>-C<sub>6</sub>-cycloalkyl, [(oxa or thia)-C<sub>3</sub>-C<sub>6</sub>-cycloalkyl]-lower alkyl, hydroxy-lower alkyl, acyloxy-lower alkyl, lower alkoxy-lower alkyl, lower alkyl-(thio, sulfinyl or sulfonyl)-lower alkyl, (amino, mono- or di-lower alkylamino)-lower alkyl, acylamino-lower alkyl, (N-lower alkyl-piperazino or N-carbocyclic or heterocyclic aryl-lower alkylpiperazino)-lower alkyl, or (morpholino, thiomorpholino, piperidino, pyrrolidino, piperidyl or N-lower alkylpiperidyl)-lower alkyl;

R<sub>1</sub> is hydrogen, lower alkyl, carbocyclic aryl-lower alkyl, carbocyclic aryl, heterocyclic aryl, biaryl, biaryl-lower alkyl, heterocyclic aryl-lower alkyl, mono- or poly-halo-lower alkyl, C<sub>3</sub>-C<sub>7</sub>-cycloalkyl, C<sub>3</sub>-C<sub>7</sub>-cycloalkyl-lower alkyl, hydroxy-lower alkyl, acyloxy-lower alkyl, lower alkoxy-lower alkyl, (carbocyclic or heterocyclic aryl)-lower alkoxy-lower alkyl, lower alkyl-(thio, sulfinyl or sulfonyl)-lower alkyl, (amino, mono- or di-lower alkylamino)-lower alkyl, (N-lower alkyl-piperazino or N-carbocyclic or heterocyclic aryl-lower alkylpiperazino)-lower alkyl, (morpholino, thiomorpholino, piperidino, pyrrolidino, piperidyl or N-lower alkylpiperidyl)-lower alkyl, acylamino-lower alkyl, piperidyl or N-lower alkylpiperidyl;

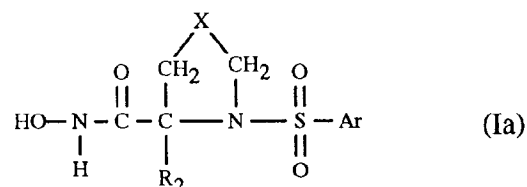
R<sub>2</sub> is hydrogen or lower alkyl;

(b) or wherein R and R<sub>1</sub> together with the chain to which they are attached form a 1,2,3,4-tetrahydroisoquinoline, piperidine, oxazolidine, thiazolidine or pyrrolidine ring, each unsubstituted or substituted by lower alkyl; and Ar and R<sub>2</sub> have meaning as defined under (a);

(c) or wherein R<sub>1</sub> and R<sub>2</sub> together with the carbon atom to which they are attached form a ring system selected from C<sub>3</sub>-C<sub>7</sub>-cycloalkane which is unsubstituted or substituted by lower alkyl; oxa-cyclohexane, thia-cyclohexane, indane, tetralin, piperidine or piperidine substituted on nitrogen by acyl, lower alkyl, carbocyclic or heterocyclic aryl-lower alkyl, (carboxy, esterified or amidated carboxy)-lower alkyl or by lower alkylsulfonyl; and Ar and R have meaning as defined under (a);

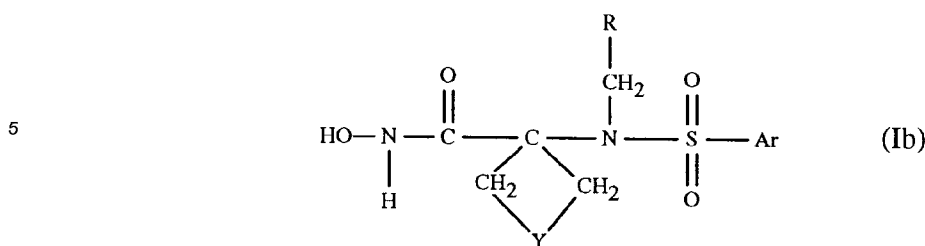
pharmaceutically acceptable prodrug derivatives thereof; and pharmaceutically acceptable salts thereof; further to a process for the preparation of these compounds, to pharmaceutical compositions comprising these compounds, to the use of these compounds for the therapeutic treatment of the human or animal body or for the manufacture of a pharmaceutical composition.

The compounds of formula I defined under (b) above can be represented by formula Ia



wherein X represents methylene or 1,2-ethylene each unsubstituted or substituted by lower alkyl, or X represents oxygen, sulfur, or 1,2-phenylene; and Ar and R<sub>2</sub> have meaning as defined above.

The compounds of formula I defined under (c) above can be represented by formula Ib

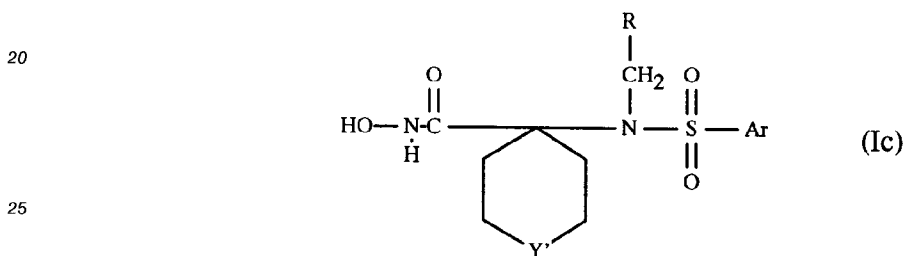


10

wherein Y is a direct bond, C<sub>1</sub>-C<sub>4</sub>-straight chain alkylene optionally substituted by lower alkyl, CH<sub>2</sub>OCH<sub>2</sub>, CH<sub>2</sub>SCH<sub>2</sub>, 1,2-phenylene, CH<sub>2</sub>-1,2-phenylene or CH<sub>2</sub>N(R<sub>6</sub>)-CH<sub>2</sub> in which R<sub>6</sub> represents hydrogen, lower alkanoyl, di-lower alkylamino-lower alkanoyl, aroyl, carbocyclic aryl-lower alkanoyl, lower alkyl, carbocyclic or heterocyclic aryl-lower alkyl, (carboxy, esterified or amidated carboxy)-lower alkyl or lower alkylsulfonyl; and Ar and R have meaning as defined above.

15

A preferred embodiment of the compounds of formula Ib relates to the compounds of formula Ic



in which Y' represents oxygen, sulfur, a direct bond, methylene or methylene substituted by lower alkyl, or NR<sub>6</sub>; R<sub>6</sub> represents hydrogen, lower alkanoyl, di-lower alkylamino-lower alkanoyl, carbocyclic aryl-lower alkanoyl, lower alkyl, carbocyclic or heterocyclic aryl-lower alkyl, (carboxy, esterified or amidated carboxy)-lower alkyl or lower alkylsulfonyl; Ar and R have meaning as defined above; pharmaceutically acceptable prodrug derivatives; and pharmaceutically acceptable salts thereof.

Preferred are said compounds of formula I, Ia, Ib and Ic wherein Ar is monocyclic carbocyclic aryl such as phenyl or phenyl mono-, di- or tri-substituted by C<sub>1</sub>-C<sub>10</sub>-alkoxy, hydroxy, carbocyclic or heterocyclic aryl-lower alkoxy, C<sub>3</sub>-C<sub>7</sub>-cycloalkyl-lower alkoxy, (lower alkyl, carbocyclic or heterocyclic aryl-lower alkyl or C<sub>3</sub>-C<sub>7</sub>-cycloalkyl-lower alkyl)-thio, lower alkyloxy-lower alkoxy, halogen, lower alkyl, cyano, nitro, trifluoromethyl, lower alkyl-(sulfinyl or sulfonyl), amino or mono- or di-lower alkylamino; or Ar is phenyl substituted on adjacent carbon atoms by C<sub>1</sub>-C<sub>2</sub>-alkylenedioxy or oxy-C<sub>2</sub>-C<sub>3</sub>-alkylene; or Ar is heterocyclic monocyclic aryl such as thienyl or thienyl substituted by lower alkyl; the other symbols have meaning as defined; pharmaceutically acceptable prodrug derivatives thereof; and pharmaceutically acceptable salts thereof.

Further preferred are the compounds of formula I wherein Ar is phenyl which is unsubstituted or mono-, di- or tri-substituted by C<sub>1</sub>-C<sub>10</sub>-alkoxy, hydroxy; phenyl-lower alkoxy wherein phenyl is unsubstituted or substituted by lower alkyl, lower alkoxy, halogen or trifluoromethyl; heterocyclic aryl-lower alkoxy wherein heterocyclic aryl is selected from pyridyl, tetrazolyl, triazolyl, thiazolyl, thienyl, imidazolyl and quinolinyl, each unsubstituted or mono- or disubstituted by lower alkyl or halogen;

C<sub>3</sub>-C<sub>7</sub>-cycloalkyl-lower alkoxy, (lower alkyl, phenyl-lower alkyl or C<sub>3</sub>-C<sub>7</sub>-cycloalkyl-lower alkyl)-thio, lower alkyloxy-lower alkoxy, halogen, lower alkyl, cyano, nitro, trifluoromethyl, lower alkyl-(sulfinyl or sulfonyl), amino, mono- or di-lower alkylamino or, on adjacent carbon atoms, by C<sub>1</sub>-C<sub>2</sub>-alkylenedioxy or oxy-C<sub>2</sub>-C<sub>3</sub>-alkylene; or Ar is thienyl, isoxazolyl or thiazolyl each of which is unsubstituted or mono- or di-substituted by lower alkyl;

R is hydrogen, lower alkyl, phenyl-lower alkyl wherein phenyl is unsubstituted or substituted by lower alkyl, lower alkoxy, halogen or trifluoromethyl; phenyl which is unsubstituted or mono-, di- or tri-substituted by lower alkoxy, hydroxy, halogen, lower alkyl, cyano, nitro, trifluoromethyl, lower alkyl-(thio, sulfinyl or sulfonyl), amino, mono- or di-lower alkylamino or, on adjacent carbon atoms, by C<sub>1</sub>-C<sub>2</sub>-alkylenedioxy or oxy-C<sub>2</sub>-C<sub>3</sub>-alkylene; or a heterocyclic aryl radical selected from pyridyl, tetrazolyl, triazolyl, thiazolyl, thienyl, imidazolyl and quinolinyl, each unsubstituted or mono- or disubstituted by lower alkyl or halogen; biphenyl

which is unsubstituted or substituted by lower alkyl, lower alkoxy, halogen, trifluoromethyl or cyano; biphenyl-lower alkyl wherein biphenyl is unsubstituted or substituted by lower alkyl, lower alkoxy, halogen, trifluoromethyl or cyano; (pyridyl, thienyl, quinolinyl or thiazolyl)-lower alkyl, trifluoromethyl, C<sub>3</sub>-C<sub>7</sub>-cycloalkyl, C<sub>3</sub>-C<sub>7</sub>-cycloalkyl-lower alkyl, (oxa or thia)-C<sub>3</sub>-C<sub>6</sub>-cycloalkyl, [(oxa or thia)-C<sub>3</sub>-C<sub>6</sub>-cycloalkyl]-lower alkyl, hydroxy-lower alkyl, lower alkanoyloxy-lower alkyl, lower alkoxy-lower alkyl, lower alkyl-(thio, sulfinyl or sulfonyl)-lower alkyl, (amino, mono- or di-lower alkylamino)-lower alkyl, lower alkanoylamino-lower alkyl, (N-lower alkyl-piperazino or N-phenyl-lower alkylpiperazino)-lower alkyl or (morpholino, thiomorpholino, piperidino, pyrrolidino, piperidyl or N-lower alkylpiperidyl)-lower alkyl;

R<sub>1</sub> is hydrogen, lower alkyl; phenyl-lower alkyl wherein phenyl is unsubstituted or substituted by lower alkyl, lower alkoxy, halogen, trifluoromethyl or, on adjacent carbon atoms, by C<sub>1</sub>-C<sub>2</sub>-alkylenedioxy or oxy-C<sub>2</sub>-C<sub>3</sub>-alkylene; phenyl which is unsubstituted or substituted by lower alkyl, lower alkoxy, halogen or trifluoromethyl; pyridyl, thienyl, biphenyl, biphenyl-lower alkyl; heterocyclic aryl-lower alkyl wherein heterocyclic aryl is selected from thiazolyl, pyrazolyl, pyridyl, imidazolyl and tetrazolyl each unsubstituted or substituted by lower alkyl; trifluoromethyl, C<sub>3</sub>-C<sub>7</sub>-cycloalkyl, C<sub>3</sub>-C<sub>7</sub>-cycloalkyl-lower alkyl, hydroxy-lower alkyl, lower alkanoyloxy-lower alkyl, lower alkoxy-lower alkyl, (phenyl or pyridyl)-lower alkoxy-lower alkyl, lower alkyl-(thio, sulfinyl or sulfonyl)-lower alkyl, (amino, mono- or di-lower alkylamino)-lower alkyl, (N-lower alkyl-piperazino or N-phenyl-lower alkylpiperazino)-lower alkyl, (morpholino, thiomorpholino, piperidino, pyrrolidino, piperidyl or N-lower alkylpiperidyl)-lower alkyl, lower alkanoylamino-lower alkyl; R<sub>3</sub>-CONH-lower alkyl wherein R<sub>3</sub> represents (di-lower alkylamino, N-lower alkylpiperazino, morpholino, thiomorpholino, piperidino, pyrrolidino or N-alkylpiperidyl)-lower alkyl; piperidyl or N-lower alkylpiperidyl;

R<sub>2</sub> is hydrogen or lower alkyl;

(b) or wherein R and R<sub>1</sub> together with the chain to which they are attached form a 1,2,3,4-tetrahydro-isoquinoline, piperidine, oxazolidine, thiazolidine or pyrrolidine ring, each unsubstituted or mono- or di-substituted by lower alkyl; and Ar and R<sub>2</sub> have meaning as defined under (a);

(c) or wherein R<sub>1</sub> and R<sub>2</sub> together with the carbon atom to which they are attached form a ring system selected from C<sub>3</sub>-C<sub>7</sub>-cycloalkane which is unsubstituted or substituted by lower alkyl; oxa-cyclohexane, thia-cyclohexane, indane, tetralin and piperidine which is unsubstituted or substituted on nitrogen by lower alkanoyl, di-lower alkylamino-lower alkanoyl, lower alkoxy-carbonyl, (morpholino, thiomorpholino or piperidino)-carbonyl, lower alkyl, (phenyl or pyridyl)-lower alkyl, (carboxy, lower alkoxy-carbonyl, benzyloxy-carbonyl, aminocarbonyl or mono- or di-lower alkylaminocarbonyl)-lower alkyl or by lower alkylsulfonyl; and Ar and R have meaning as defined under (a);

a pharmaceutically acceptable prodrug derivative thereof; or a pharmaceutically acceptable salt thereof.

Especially preferred are the compounds of formula I wherein Ar is phenyl which is unsubstituted or mono-, di- or tri-substituted by C<sub>1</sub>-C<sub>7</sub>-alkoxy, hydroxy, phenyl-lower alkoxy, C<sub>3</sub>-C<sub>7</sub>-cycloalkyl-lower alkoxy, lower alkoxy-lower alkoxy, halogen, lower alkyl, cyano, nitro, trifluoromethyl, lower alkyl-(sulfinyl or sulfonyl), amino, mono- or di-lower alkylamino or, on adjacent carbon atoms, by C<sub>1</sub>-C<sub>2</sub>-alkylenedioxy or oxy-C<sub>2</sub>-C<sub>3</sub>-alkylene; or Ar is thienyl, isoxazolyl or thiazolyl each of which is unsubstituted or mono- or di-substituted by lower alkyl;

R is hydrogen, lower alkyl, phenyl-lower alkyl; phenyl which is unsubstituted or mono-, di- or tri-substituted by lower alkoxy, hydroxy, halogen, lower alkyl, trifluoromethyl, or, on adjacent carbon atoms, by C<sub>1</sub>-C<sub>2</sub>-alkylenedioxy or oxy-C<sub>2</sub>-C<sub>3</sub>-alkylene; or a heterocyclic aryl radical selected from pyridyl, thiazolyl and quinolinyl, each unsubstituted or mono- or disubstituted by lower alkyl; biphenyl; biphenyl-lower alkyl; (pyridyl or thienyl)-lower alkyl, trifluoromethyl, C<sub>3</sub>-C<sub>7</sub>-cycloalkyl, C<sub>3</sub>-C<sub>7</sub>-cycloalkyl-lower alkyl, (oxa or thia)-C<sub>3</sub>-C<sub>6</sub>-cycloalkyl, [(oxa or thia)-C<sub>3</sub>-C<sub>6</sub>-cycloalkyl]-lower alkyl, hydroxy-lower alkyl, (N-lower alkyl-piperazino or N-phenyl-lower alkylpiperazino)-lower alkyl or (morpholino, thiomorpholino, piperidino, pyrrolidino, piperidyl or N-lower alkylpiperidyl)-lower alkyl;

R<sub>1</sub> is hydrogen, lower alkyl; phenyl-lower alkyl wherein phenyl is unsubstituted or substituted by lower alkyl, lower alkoxy, halogen, trifluoromethyl or, on adjacent carbon atoms, by C<sub>1</sub>-C<sub>2</sub>-alkylenedioxy; biphenyl-lower alkyl; heterocyclic aryl-lower alkyl wherein heterocyclic aryl is selected from thiazolyl, pyrazolyl, pyridyl, imidazolyl and tetrazolyl each unsubstituted or substituted by lower alkyl; C<sub>3</sub>-C<sub>7</sub>-cycloalkyl, C<sub>3</sub>-C<sub>7</sub>-cycloalkyl-lower alkyl, hydroxy-lower alkyl, (phenyl or pyridyl)-lower alkoxy-lower alkyl, lower alkyl-(thio, sulfinyl or sulfonyl)-lower alkyl, (amino, mono- or di-lower alkylamino)-lower alkyl, (N-lower alkyl-piperazino or N-phenyl-lower alkylpiperazino)-lower alkyl, (morpholino, thiomorpholino, piperidino, pyrrolidino, piperidyl or N-lower alkylpiperidyl)-lower alkyl, lower alkanoylamino-lower alkyl; R<sub>3</sub>-CONH-lower alkyl wherein R<sub>3</sub> represents (di-lower alkylamino, N-lower alkylpiperazino, morpholino, thiomorpholino, piperidino, pyrrolidino or N-alkylpiperidyl)-lower alkyl; piperidyl or N-lower alkylpiperidyl;

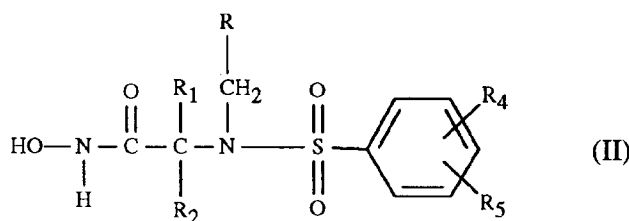
R<sub>2</sub> is hydrogen or lower alkyl;

(b) or wherein R and R<sub>1</sub> together with the chain to which they are attached form a thiazolidine or pyrrolidine ring, each unsubstituted or mono- or di-substituted by lower alkyl; and Ar and R<sub>2</sub> have meaning as defined under (a);

(c) or wherein R<sub>1</sub> and R<sub>2</sub> together with the carbon atom to which they are attached form a ring system selected from C<sub>3</sub>-C<sub>7</sub>-cycloalkane which is unsubstituted or substituted by lower alkyl; oxa-cyclohexane, thia-cyclohexane and piperidine which is unsubstituted or substituted on nitrogen by lower alkanoyl, di-lower alkylamino-lower alkanoyl, lower alkoxy-carbonyl, (morpholino, thiomorpholino or piperidino)-carbonyl, lower alkyl, (phenyl or pyridyl)-lower alkyl, (carboxy, lower alkoxy-carbonyl, aminocarbonyl or mono- or di-lower alkylaminocarbonyl)-lower alkyl or by lower alkylsulfonyl; and Ar and R have meaning as defined under (a);

a pharmaceutically acceptable prodrug derivative thereof; or a pharmaceutically acceptable salt thereof.

A particular embodiment of the invention relates to the compounds of formula II



wherein

R is hydrogen, lower alkyl, carbocyclic aryl-lower alkyl, carbocyclic aryl, heterocyclic aryl, biaryl, biaryl-lower alkyl, heterocyclic aryl-lower alkyl, mono- or poly-halo-lower alkyl, C<sub>3</sub>-C<sub>7</sub>-cycloalkyl, C<sub>3</sub>-C<sub>7</sub>-cycloalkyl-lower alkyl, (oxa or thia)-C<sub>3</sub>-C<sub>6</sub>-cycloalkyl, [(oxa or thia)-C<sub>3</sub>-C<sub>6</sub>-cycloalkyl]-lower alkyl, hydroxy-lower alkyl, acyloxy-lower alkyl, lower alkoxy-lower alkyl, lower alkyl-(thio, sulfinyl or sulfonyl)-lower alkyl, (amino, mono- or di-lower alkylamino)-lower alkyl, acylamino-lower alkyl, (N-lower alkyl-piperazino or N-carbocyclic or heterocyclic aryl-lower alkylpiperazino)-lower alkyl, or (morpholino, thiomorpholino, piperidino, pyrrolidino or N-lower alkylpiperidyl)-lower alkyl;

R<sub>1</sub> is hydrogen, lower alkyl, carbocyclic aryl-lower alkyl, carbocyclic aryl, heterocyclic aryl, biaryl, biaryl-lower alkyl, heterocyclic aryl-lower alkyl, mono- or poly-halo-lower alkyl, C<sub>5</sub>-C<sub>7</sub>-cycloalkyl, C<sub>5</sub>-C<sub>7</sub>-cycloalkyl-lower alkyl, hydroxy-lower alkyl, acyloxy-lower alkyl, lower alkoxy-lower alkyl, lower alkyl-(thio, sulfinyl or sulfonyl)-lower alkyl, (amino, mono- or di-lower alkylamino)-lower alkyl, (N-lower alkyl-piperazino or N-carbocyclic or heterocyclic aryl-lower alkylpiperazino)-lower alkyl, (morpholino, thiomorpholino, piperidino, pyrrolidino, piperidyl or N-lower alkylpiperidyl)-lower alkyl, piperidyl, N-lower alkylpiperidyl, or acylamino-lower alkyl represented by R<sub>3</sub>-CONH-lower alkyl;

R<sub>2</sub> is hydrogen;

R<sub>3</sub> in R<sub>3</sub>-CONH-lower alkyl is lower alkyl, carbocyclic or heterocyclic aryl, di-lower alkylamino, N-lower alkylpiperazino, morpholino, thiomorpholino, piperidino, pyrrolidino, N-alkylpiperidyl, or (di-lower alkylamino, N-lower alkylpiperazino, morpholino, thiomorpholino, piperidino, pyrrolidino, pyridyl or N-lower alkylpiperidyl)-lower alkyl;

R<sub>4</sub> is hydrogen, lower alkoxy, hydroxy, carbocyclic or heterocyclic aryl-lower alkoxy, lower alkylthio or carbocyclic or heterocyclic aryl-lower alkylthio, lower alkylloxy-lower alkoxy, halogen, trifluoromethyl, lower alkyl, nitro or cyano;

R<sub>5</sub> is hydrogen, lower alkyl or halogen;

or R<sub>4</sub> and R<sub>5</sub> together on adjacent carbon atoms represent methylenedioxy, ethylenedioxy, oxyethylene or oxypropylene;

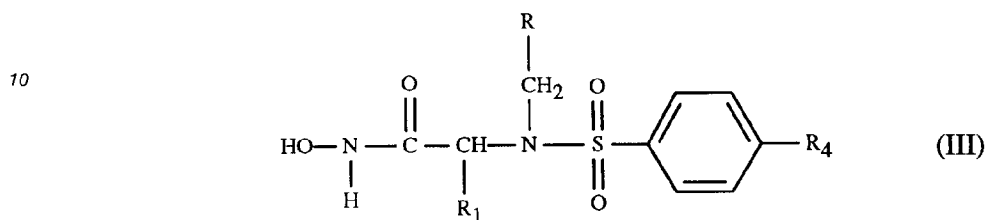
or a pharmaceutically acceptable prodrug derivative thereof; or a pharmaceutically acceptable salt thereof.

Another preferred embodiment of the invention relates to the compounds of formula II wherein R and R<sub>1</sub> together with the chain to which they are attached form an 1,2,3,4-tetrahydro-isoquinoline, piperidine, thiazolidine or pyrrolidine ring; and R<sub>2</sub>, R<sub>4</sub> and R<sub>5</sub> have meaning as defined above; pharmaceutically acceptable prodrug derivatives; and pharmaceutically acceptable salts thereof. Such compounds correspond to compounds of formula Ia wherein Ar is optionally substituted phenyl as defined above.

Another preferred embodiment of the invention relates to the compounds of formula II wherein R<sub>1</sub> and R<sub>2</sub> together with the carbon atom to which they are attached form a ring system selected from cyclohexane, cyclopentane, oxacyclohexane, thiacyclohexane, indane, tetralin, piperidine or piperidine substituted on

nitrogen by acyl, lower alkyl, carbocyclic or heterocyclic aryl-lower alkyl or by lower alkylsulfonyl; and R, R<sub>4</sub> and R<sub>5</sub> have meaning as defined above; pharmaceutically acceptable prodrug derivatives; and pharmaceutically acceptable salts thereof. Such compounds correspond to compounds of formula Ib wherein Ar is optionally substituted phenyl as defined above.

5 Particularly preferred are the compounds of formula III



wherein R represents lower alkyl, trifluoromethyl, C<sub>5</sub>-C<sub>7</sub>-cycloalkyl, (oxa or thia)-C<sub>4</sub>-C<sub>5</sub>-cycloalkyl, biaryl, carbocyclic monocyclic aryl or heterocyclic monocyclic aryl; R<sub>1</sub> represents hydrogen, lower alkyl, C<sub>5</sub>-C<sub>7</sub>-cycloalkyl, monocyclic carbocyclic aryl, carbocyclic aryl-lower alkyl, heterocyclic aryl-lower alkyl, lower alkoxy-lower alkyl, lower alkyl-(thio, sulfinyl or sulfonyl)-lower alkyl, di-lower alkylamino-lower alkyl, (N-lower alkylpiperazino, morpholino, thiomorpholino, piperidino or pyrrolidino)-lower alkyl or R<sub>3</sub>-CONH-lower alkyl; R<sub>3</sub> represents lower alkyl, carbocyclic aryl, heterocyclic aryl, di-lower alkylamino, N-lower alkylpiperazino, morpholino, thiomorpholino, piperidino, pyrrolidino, N-alkylpiperidyl, or (di-lower alkylamino, N-lower alkylpiperazino, morpholino, thiomorpholino, piperidino, pyrrolidino, N-alkylpiperidyl)-lower alkyl; R<sub>4</sub> represents lower alkoxy or carbocyclic or heterocyclic aryl-lower alkoxy; or a pharmaceutically acceptable prodrug derivative thereof; or a pharmaceutically acceptable salt thereof.

Further preferred are compounds of formula III wherein R represents monocyclic carbocyclic aryl or monocyclic heterocyclic aryl; R<sub>1</sub> and R<sub>4</sub> have meaning as defined above; pharmaceutically acceptable prodrug derivatives; and pharmaceutically acceptable salts thereof.

30 More particularly preferred are said compounds of formula III wherein R represents heterocyclic monocyclic aryl selected from tetrazolyl, triazolyl, thiazolyl, imidazolyl and pyridyl, each unsubstituted or substituted by lower alkyl; or R represents phenyl or phenyl substituted by lower alkyl, lower alkoxy, halogen or trifluoromethyl; R<sub>1</sub> represents lower alkyl, cyclohexyl, or R<sub>3</sub>-CONH-lower alkyl wherein R<sub>3</sub> represents (di-lower alkylamino, N-lower alkylpiperazino, morpholino, thiomorpholino, piperidino, pyrrolidino or N-alkylpiperidyl)-lower alkyl; and R<sub>4</sub> represents lower alkoxy or phenyl-lower alkoxy; or a pharmaceutically acceptable prodrug derivative thereof; or a pharmaceutically acceptable salt thereof.

A further preferred embodiment relates to said compounds of formula III wherein R represents 2-, 3- or 4-pyridyl or phenyl; R<sub>1</sub> represents C<sub>1</sub>-C<sub>4</sub>-alkyl, cyclohexyl or R<sub>3</sub>-CONH-C<sub>1</sub>-C<sub>4</sub>-alkyl wherein R<sub>3</sub> represents di-C<sub>1</sub>-C<sub>4</sub>-alkylamino-C<sub>1</sub>-C<sub>4</sub>-lower alkyl; and R<sub>4</sub> represents lower alkoxy; or a pharmaceutically acceptable prodrug derivative thereof; or a pharmaceutically acceptable salt thereof.

Particularly preferred are said compounds of formula III wherein R represents 3-pyridyl or 4-pyridyl; R<sub>1</sub> represents isopropyl or cyclohexyl; and R<sub>4</sub> represents lower alkoxy; or a pharmaceutically acceptable prodrug derivative thereof; or a pharmaceutically acceptable salt thereof.

45 The invention relates especially to the specific compounds described in the examples, pharmaceutically acceptable prodrug derivatives thereof and pharmaceutically acceptable salts thereof, and in particular to the specific compounds described in the examples and pharmaceutically acceptable salts thereof.

Pharmaceutically acceptable prodrug derivatives are those that may be convertible by solvolysis or under physiological conditions to the free hydroxamic acids of the invention and represent such hydroxamic acids in which the CONHOH group is derivatized in form of an O-acyl or an optionally substituted O-benzyl derivative. Preferred are the optionally substituted O-benzyl derivatives.

The compounds of the invention depending on the nature of the substituents, possess one or more asymmetric carbon atoms. The resulting diastereoisomers and enantiomers are encompassed by the instant invention.

55 Preferred are the compounds of the invention wherein the asymmetric carbon in the above formulae (to which are attached R<sub>1</sub> and/or R<sub>2</sub>) corresponds to that of a D-aminoacid precursor and is assigned the (R)-configuration.

The general definitions used herein have the following meaning within the scope of the present invention, unless otherwise specified.



The term "lower" referred to above and hereinafter in connection with organic radicals or compounds respectively defines such as branched or unbranched with up to and including 7, preferably up to and including 4 and advantageously one or two carbon atoms.

A lower alkyl group is branched or unbranched and contains 1 to 7 carbon atoms, preferably 1-4 carbon atoms, and represents for example methyl, ethyl, propyl, butyl, isopropyl or isobutyl.

A lower alkoxy (or alkyloxy) group preferably contains 1-4 carbon atoms, advantageously 1-3 carbon atoms, and represents for example ethoxy, propoxy, isopropoxy, or most advantageously methoxy.

Halogen (halo) preferably represents chloro or fluoro but may also be bromo or iodo.

Mono- or poly-halo-lower alkyl represents lower alkyl preferably substituted by one, two or three halogens, preferably fluoro or chloro, e.g. trifluoromethyl or trifluoroethyl.

Aryl represents carbocyclic or heterocyclic aryl.

Prodrug acyl derivatives are preferably those derived from an organic carbonic acid, an organic carboxylic acid or a carbamic acid.

An acyl derivative which is derived from an organic carboxylic acid is, for example, lower alkanoyl, phenyl-lower alkanoyl or unsubstituted or substituted aroyl, such as benzoyl.

An acyl derivative which is derived from an organic carbonic acid is, for example, alkoxy-carbonyl, especially lower alkoxy-carbonyl, which is unsubstituted or substituted by carbocyclic or heterocyclic aryl or is cycloalkoxy-carbonyl, especially C<sub>3</sub>-C<sub>7</sub>-cycloalkoxy-carbonyl, which is unsubstituted or substituted by lower alkyl.

An acyl derivative which is derived from a carbamic acid is, for example, amino-carbonyl which is substituted by lower alkyl, carbocyclic or heterocyclic aryl-lower alkyl, carbocyclic or heterocyclic aryl, lower alkylene or lower alkylene interrupted by O or S.

Prodrug optionally substituted O-benzyl derivatives are preferably benzyl or benzyl mono-, di-, or tri-substituted by e.g. lower alkyl, lower alkoxy, amino, nitro, halogen and/or trifluoromethyl.

Carbocyclic aryl represents monocyclic or bicyclic aryl, for example phenyl or phenyl mono-, di- or tri-substituted by one, two or three radicals selected from lower alkyl, lower alkoxy, hydroxy, halogen, cyano, trifluoromethyl, lower alkylendioxy and oxy-C<sub>2</sub>-C<sub>3</sub>-alkylene; or 1- or 2-naphthyl. Lower alkylendioxy is a divalent substituent attached to two adjacent carbon atoms of phenyl, e.g. methylenedioxy or ethylenedioxy. Oxy-C<sub>2</sub>-C<sub>3</sub>-alkylene is also a divalent substituent attached to two adjacent carbon atoms of phenyl, e.g. oxyethylene or oxypropylene. An example for oxy-C<sub>2</sub>-C<sub>3</sub>-alkylene-phenyl is 2,3-dihydrobenzofuran-5-yl.

Preferred as carbocyclic aryl is phenyl or phenyl monosubstituted by lower alkoxy, halogen, lower alkyl or trifluoromethyl, especially phenyl or phenyl monosubstituted by lower alkoxy, halogen or trifluoromethyl, and in particular phenyl.

Heterocyclic aryl represents monocyclic or bicyclic heteroaryl, for example pyridyl, quinolinyl, isoquinolinyl, benzothienyl, benzofuranyl, benzopyranyl, benzothiopyranyl, furanyl, pyrrolyl, thiazolyl, oxazolyl, isoxazolyl, triazolyl, tetrazolyl, pyrazolyl, imidazolyl, thienyl, or any said radical substituted, especially mono- or di-substituted, by e.g. lower alkyl or halogen. Pyridyl represents 2-, 3- or 4-pyridyl, advantageously 2- or 3-pyridyl. Thienyl represents 2- or 3-thienyl, advantageously 2-thienyl. Quinolinyl represents preferably 2-, 3- or 4-quinolinyl, advantageously 2-quinolinyl. Isoquinolinyl represents preferably 1-, 3- or 4-isoquinolinyl. Benzopyranyl, benzothiopyranyl represent preferably 3-benzopyranyl or 3-benzothiopyranyl, respectively. Thiazolyl represents preferably 2- or 4-thiazolyl, advantageously 4-thiazolyl. Triazolyl is preferably 1-, 2- or 5-(1,2,4-triazolyl). Tetrazolyl is preferably 5-tetrazolyl. Imidazolyl is preferably 4-imidazolyl.

Preferably, heterocyclic aryl is pyridyl, quinolinyl, pyrrolyl, thiazolyl, isoxazolyl, triazolyl, tetrazolyl, pyrazolyl, imidazolyl, thienyl, or any said radical substituted, especially mono- or di-substituted, by lower alkyl or halogen; and in particular pyridyl.

Biaryl is preferably carbocyclic biaryl, e.g. biphenyl, namely 2, 3 or 4-biphenyl, advantageously 4-biphenyl, each optionally substituted by e.g. lower alkyl, lower alkoxy, halogen, trifluoromethyl or cyano.

C<sub>3</sub>-C<sub>7</sub>-Cycloalkyl represents a saturated cyclic hydrocarbon optionally substituted by lower alkyl which contains 3 to 7 ring carbons and is advantageously cyclopentyl or cyclohexyl optionally substituted by lower alkyl.

(Oxa or thia)-C<sub>3</sub>-C<sub>6</sub>-cycloalkyl represents a saturated cyclic radical wherein 1 or 2, preferably 1, oxygen or sulfur atom(s) and 3-6, preferably 4-5, carbon atoms form a ring, e.g. tetrahydropyranyl, tetrahydrofuranyl, tetrahydrothiopyranyl or tetrahydrothienyl.

Oxa-cyclohexane means tetrahydropyran, and thia-cyclohexane means tetrahydrothiopyran.

Carbocyclic aryl-lower alkyl represents preferably straight chain or branched aryl-C<sub>1</sub>-C<sub>4</sub>-alkyl in which carbocyclic aryl has meaning as defined above, e.g. benzyl or phenyl-(ethyl, propyl or butyl), each unsubstituted or substituted on phenyl ring as defined under carbocyclic aryl above, advantageously

optionally substituted benzyl.

Heterocyclic aryl-lower alkyl represents preferably straight chain or branched heterocyclic aryl-C<sub>1</sub>-C<sub>4</sub>-alkyl in which heterocyclic aryl has meaning as defined above, e.g. 2-, 3- or 4-pyridylmethyl or (2-, 3- or 4-pyridyl)-(ethyl, propyl or butyl); or 2- or 3-thienylmethyl or (2- or 3-thienyl)-(ethyl, propyl or butyl); 2-, 3- or 4-quinolinylmethyl or (2-, 3- or 4-quinolinyl)-(ethyl, propyl or butyl); or 2- or 4-thiazolylmethyl or (2- or 4-thiazolyl)-(ethyl, propyl or butyl).

Cycloalkyl-lower alkyl represents e.g. (cyclopentyl- or cyclohexyl)-(methyl or ethyl).

Biaryl-lower alkyl represents e.g. 4-biphenyl-(methyl or ethyl).

Acyl is derived from an organic carboxylic acid, carbonic acid or carbamic acid.

Acyl represents e.g. lower alkanoyl, carbocyclic aryl-lower alkanoyl, lower alkoxy-carbonyl, aroyl, di-lower alkylaminocarbonyl or di-lower alkylamino-lower alkanoyl. Preferably, acyl is lower alkanoyl.

Acylamino represents e.g. lower alkanoylamino or lower alkoxy-carbonylamino.

Acylamino-lower alkyl in R and R<sub>1</sub> is R<sub>3</sub>-CONH-lower alkyl in which R<sub>3</sub> represents e.g. lower alkyl, lower alkoxy, aryl-lower alkyl, aryl-lower alkoxy, carbocyclic or heterocyclic aryl, di-lower alkylamino, N-lower alkylpiperazino, morpholino, thiomorpholino, piperidino, pyrrolidino, N-alkylpiperidyl, or (di-lower alkylamino, N-lower alkylpiperazino, morpholino, thiomorpholino, piperidino, pyrrolidino, pyridyl or N-lower alkylpiperidyl)-lower alkyl.

Lower alkanoyl represents e.g. C<sub>1</sub>-C<sub>7</sub>-alkanoyl including formyl, and is preferably C<sub>2</sub>-C<sub>4</sub>-alkanoyl such as acetyl or propionyl.

Aroyl represents e.g. benzoyl or benzoyl mono- or di-substituted by one or two radicals selected from lower alkyl, lower alkoxy, halogen, cyano and trifluoromethyl; or 1- or 2-naphthoyl; and also e.g. pyridyl-carbonyl.

Lower alkoxy-carbonyl represents preferably C<sub>1</sub>-C<sub>4</sub>-alkoxy-carbonyl, e.g. ethoxy-carbonyl.

Lower alkylene represents either straight chain or branched alkylene of 1 to 7 carbon atoms and represents preferably straight chain alkylene of 1 to 4 carbon atoms, e.g. a methylene, ethylene, propylene or butylene chain, or said methylene, ethylene, propylene or butylene chain mono-substituted by C<sub>1</sub>-C<sub>3</sub>-alkyl (advantageously methyl) or disubstituted on the same or different carbon atoms by C<sub>1</sub>-C<sub>3</sub>-alkyl (advantageously methyl), the total number of carbon atoms being up to and including 7.

Esterified carboxyl is for example lower alkoxy-carbonyl or benzyloxy-carbonyl.

Amidated carboxyl is for example aminocarbonyl, mono- or di-lower alkylaminocarbonyl.

Pharmaceutically acceptable salts of the acidic compounds of the invention are salts formed with bases, namely cationic salts such as alkali and alkaline earth metal salts, such as sodium, lithium, potassium, calcium, magnesium, as well as ammonium salts, such as ammonium, trimethyl-ammonium, diethylammonium, and tris-(hydroxymethyl)-methylammonium salts.

Similarly acid addition salts, such as of mineral acids, organic carboxylic and organic sulfonic acids e.g. hydrochloric acid, methanesulfonic acid, maleic acid, are also possible provided a basic group, such as pyridyl, constitutes part of the structure.

The compounds of the invention exhibit valuable pharmacological properties in mammals including man and are particularly useful as inhibitors of matrix-degrading metalloproteinase enzymes (= metalloproteinases).

Matrix-degrading metalloproteinases, such as gelatinase, stromelysin and collagenase, are involved in tissue matrix degradation (e.g. collagen collapse) and have been implicated in many pathological conditions involving abnormal connective tissue and basement membrane matrix metabolism, such as arthritis (e.g. osteoarthritis and rheumatoid arthritis), tissue ulceration (e.g. corneal, epidermal and gastric ulceration), abnormal wound healing, periodontal disease, bone disease (e.g. Paget's disease and osteoporosis), tumor metastasis or invasion, as well as HIV-infection (as reported in J. Leuk. Biol. 52 (2): 244-248, 1992).

As the compounds of the invention are inhibitors of stromelysin, gelatinase and/or collagenase activity and inhibit matrix degradation, they are particularly useful in mammals as agents for the treatment of e.g. osteoarthritis, rheumatoid arthritis, corneal ulceration, periodontal disease, tumor metastasis, progression of HIV-infection and HIV-infection related disorders.

Illustrative of the matrix degrading metalloproteinase inhibitory activity, compounds of the invention prevent the degradation of cartilage caused by exogenous or endogenous stromelysin in mammals. They inhibit e.g. the stromelysin-induced degradation of aggrecan (large aggregating proteoglycan), link protein or type 1X collagen in mammals.

Beneficial effects are evaluated in pharmacological tests generally known in the art, and as illustrated herein.

The above-cited properties are demonstrable in *in vitro* and *in vivo* tests, using advantageously mammals, e.g. rats, guinea pigs, dogs, rabbits, or isolated organs and tissues, as well as mammalian

enzyme preparations. Said compounds can be applied *in vitro* in the form of solutions, e.g. preferably aqueous solutions, and *in vivo* either enterally or parenterally, advantageously orally, e.g. as a suspension or in aqueous solution. The dosage *in vitro* may range between about  $10^{-5}$  molar and  $10^{-10}$  molar concentrations. The dosage *in vivo* may range, depending on the route of administration, between about 0.1 and 50 mg/kg.

One test to determine the inhibition of stromelysin activity is based on its hydrolysis of Substance P using a modified procedure of Harrison et al (Harrison, R.A., Teahan J., and Stein R., A semicontinuous, high performance chromatography based assay for stromelysin, *Anal. Biochem.* 180, 110-113 (1989)). In this assay, Substance P is hydrolyzed by recombinant human stromelysin to generate a fragment, Substance P 7-11, which can be quantitated by HPLC. In a typical assay, a 10 mM stock solution of a compound to be tested is diluted in the assay buffer to 50  $\mu$ M, mixed 1:1 with 8  $\mu$ g recombinant human stromelysin (mol. wt. 45-47 kDa, 2 Units; where 1 Unit produces 20 mmoles of Substance P 7-11 in 30 minutes) and incubated along with 0.5mM Substance P in a final volume of 0.125 ml for 30 minutes at 37 °C. The reaction is stopped by adding 10 mM EDTA and Substance P 7-11 is quantified on RP-8 HPLC. The  $IC_{50}$  for inhibition of stromelysin activity and  $K_i$  are calculated from control reaction without the inhibitor. Typically,  $K_i$  values of from 10 to 200 nM are obtained.

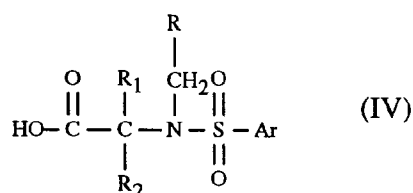
Stromelysin activity can also be determined using human aggrecan as a substrate. This assay allows the confirmation *in-vitro* that a compound can inhibit the action of stromelysin on its highly negatively-charged natural substrate, aggrecan (large aggregating proteoglycan). Within the cartilage, proteoglycan exists as an aggregate bound to hyaluronate. Human proteoglycan aggregated to hyaluronate is used as an enzyme substrate. The assay is set up in 96-well microtiter plates allowing rapid evaluation of compounds. The assay has three major steps:

- 1) Plates are coated with hyaluronate (human umbilical chord, 400  $\mu$ g/ml), blocked with BSA (5 mg/ml), and then proteoglycan (human articular cartilage D1 - chondroitinase ABC digested, 2 mg/ml) is bound to the hyaluronate. Plates are washed between each step.
- 2) Buffers + inhibitor (1 to 5,000 nM) + recombinant human stromelysin (1-3 Units/well) are added to wells. The plates are sealed with tape and incubated overnight at 37 °C. The plates are then washed.
- 3) A primary (3B3) antibody (mouse IgM, 1:10,000) is used to detect remaining fragments. A secondary antibody, peroxidase-linked anti-IgM, is bound to the primary antibody. OPD is then added as a substrate for the peroxidase and the reaction is stopped with sulfuric acid. The  $IC_{50}$  for inhibition of stromelysin activity is graphically derived and  $K_i$  is calculated.

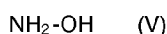
Collagenase activity is determined as follows: ninety six-well, flat-bottom microtiter plates are first coated with bovine type I collagen (35  $\mu$ g/well) over a two-day period at 30 °C using a humidified and then dry atmosphere; plates are rinsed, air dried for 3-4 hours, sealed with Saran wrap and stored in a refrigerator. Human recombinant fibroblast collagenase and a test compound (or buffer) are added to wells (total volume = 0.1 ml) and plates are incubated for 2 hours at 35 °C under humidified conditions; the amount of collagenase used per well is that causing approximately 80% of maximal digestion of collagen. The incubation media are removed from the wells, which are then rinsed with buffer, followed by water. Coomassie blue stain is added to the wells for 25 minutes, removed, and wells are again rinsed with water. Sodium dodecyl sulfate (20% in 50% dimethylformamide in water) is added to solubilize the remaining stained collagen and the optical density at 570 nm wave length is measured. The decrease in optical density due to collagenase (from that of collagen without enzyme) is compared to the decrease in optical density due to the enzyme in the presence of test compound, and percent inhibition of enzyme activity is calculated.  $IC_{50}$ 's are determined from a range of concentrations of inhibitors (4-5 concentrations, each tested in triplicate), and  $K_i$  values are calculated.

The effect of compounds of the invention *in-vivo* can be determined in rabbits. Typically, four rabbits are dosed orally with a compound up to four hours before being injected intra-articularly in both knees (N = 8) with 40 Units of recombinant human stromelysin dissolved in 20 mM Tris, 10 mM  $CaCl_2$ , and 0.15 M NaCl at pH 7.5. Two hours later the rabbits are sacrificed, synovial lavage is collected, and keratan sulfate (KS) and sulfated glycosaminoglycan (S-GAG) fragments released into the joint are quantitated. Keratan sulfate is measured by an inhibition ELISA using the method of Thonar (Thonar, E.J.-M.A., Lenz, M.E., Klinworth, G.K., Caterson, B., Pachman, L.M., Glickman, P., Katz, R., Huff, J., Keuttner, K.E. Quantitation of keratan sulfate in blood as a marker of cartilage catabolism, *Arthr. Rheum.* 28, 1367-1376 (1985)). Sulfated glycosaminoglycans are measured by first digesting the synovial lavage with streptomyces hyaluronidase and then measuring DMB dye binding using the method of Goldberg (Goldberg, R.L. and Kolibas, L. An improved method for determining proteoglycan synthesized by chondrocytes in culture. *Connect. Tiss. Res.* 24, 265-275 (1990)). For an *i.v.* study, a compound is solubilized in 1 ml of PEG-400, and for a *p.o.* study, a compound is administered in 5 ml of fortified corn starch per kilogram of body weight.

The compounds of formula I can be prepared e.g. by condensing a carboxylic acid of formula IV,



or a reactive functional derivative thereof, wherein R, R<sub>1</sub>, R<sub>2</sub> and Ar having meaning as defined in claim 1, with hydroxylamine of formula V,



optionally in protected form, or a salt thereof;

and, if necessary, temporarily protecting any interfering reactive group(s), and then liberating the resulting compound of the invention; and, if required or desired, converting a resulting compound of the invention into another compound of the invention, and/or, if desired, converting a resulting free compound into a salt or a resulting salt into a free compound or into another salt; and/or separating a mixture of isomers or racemates obtained into the single isomers or racemates; and/or, if desired, resolving a racemate into the optical antipodes.

25 In starting compounds and intermediates which are converted to the compounds of the invention in a manner described herein, functional groups present, such as amino, carboxyl and hydroxy groups, are optionally protected by conventional protecting groups that are common in preparative organic chemistry. Protected amino, carboxyl and hydroxy groups are those that can be converted under mild conditions into free amino and hydroxy groups without the molecular framework being destroyed or other undesired side reactions taking place.

30 The purpose of introducing protecting groups is to protect the functional groups from undesired reactions with reaction components under the conditions used for carrying out a desired chemical transformation. The need and choice of protecting groups for a particular reaction is known to those skilled in the art and depends on the nature of the functional group to be protected (hydroxy group, amino group, etc.), the structure and stability of the molecule of which the substituent is a part and the reaction conditions.

Well-known protecting groups that meet these conditions and their introduction and removal are described, for example, in J.F.W. McOmie, "Protective Groups in Organic Chemistry", Plenum Press, London, New York, 1973, T. W. Greene, "Protective Groups in Organic Synthesis", Wiley, New York, 1991.

40 In the processes cited herein, reactive functional derivatives of carboxylic acids represent, for example, anhydrides especially mixed anhydrides, acid halides, acid azides, lower alkyl esters and activated esters thereof. Mixed anhydrides are preferably such from pivalic acid, or a lower alkyl (ethyl, isobutyl) hemiester of carbonic acid; acid halides are for example chlorides or bromides; activated esters for example succinimido, phthalimido or 4-nitrophenyl esters; lower alkyl esters are for example the methyl or ethyl esters.

45 Also, a reactive esterified derivative of an alcohol in any of the reactions cited herein represents said alcohol esterified by a strong acid, especially a strong inorganic acid, such as a hydrohalic acid, especially hydrochloric, hydrobromic or hydroiodic acid, or sulphuric acid, or by a strong organic acid, especially a strong organic sulfonic acid, such as an aliphatic or aromatic sulfonic acid, for example methanesulfonic acid, 4-methylbenzenesulfonic acid or 4-bromobenzenesulfonic acid. A said reactive esterified derivative is especially halo, for example chloro, bromo or iodo, or aliphatically or aromatically substituted sulfonyloxy, for example methanesulfonyloxy, 4-methylbenzenesulfonyloxy (tosyloxy).

In the above processes for the synthesis of compounds of the invention can be carried out according to methodology generally known in the art for the preparation of hydroxamic acids and derivatives thereof.

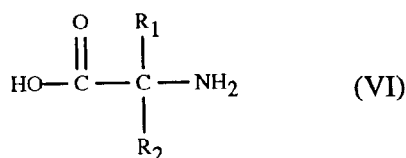
55 The synthesis according to the above process (involving the condensation of a free carboxylic acid of formula IV with an optionally hydroxy protected hydroxylamine derivative of formula V can be carried out in the presence of a condensing agent, e.g. 1,1'-carbonyldiimidazole, or N-(dimethylaminopropyl)-N'-ethylcarbodiimide or dicyclohexylcarbodiimide with or without 1-hydroxybenzotriazole in an inert polar solvent, such

as dimethylformamide or dichloromethane, preferably at room temperature.

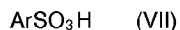
The synthesis involving the condensation of a reactive functional derivative of an acid of formula IV as defined above, e.g. an acid chloride or mixed anhydride with optionally hydroxy protected hydroxylamine, or a salt thereof, in presence of a base such as triethylamine can be carried out, at a temperature ranging preferably from about  $-78^{\circ}\text{C}$  to  $+75^{\circ}\text{C}$ , in an inert organic solvent such as dichloromethane or toluene.

Protected forms of hydroxylamine (of formula V) in the above process are those wherein the hydroxy group is protected for example as a t-butyl ether, a benzyl ether or tetrahydropyranyl ether. Removal of said protecting groups is carried out according to methods well known in the art, e.g. hydrogenolysis or acid hydrolysis. Hydroxylamine is preferably generated in situ from a hydroxylamine salt, such as hydroxylamine hydrochloride.

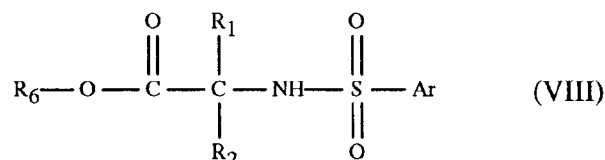
The starting carboxylic acids of formula IV can be prepared as follows:  
An amino acid of formula VI



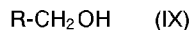
wherein  $\text{R}_1$  and  $\text{R}_2$  have meaning as defined herein, is first esterified with a lower alkanol, e.g. methanol, in the presence of e.g. thionyl chloride to obtain an aminoester which is treated with a reactive functional derivative of the appropriate arylsulfonic acid of the formula VII



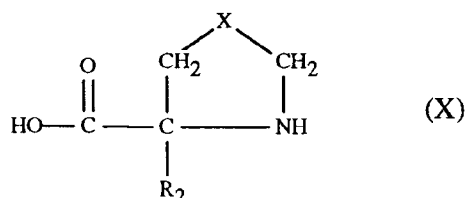
wherein Ar has meaning as defined hereinabove, e.g. with the arylsulfonyl chloride, in the presence of a suitable base such as triethylamine using a polar solvent such as tetrahydrofuran, toluene, acetonitrile to obtain a compound of the formula VIII



wherein  $\text{R}_1$ ,  $\text{R}_2$  and Ar have meaning as defined herein and  $\text{R}_6$  is a protecting group, e.g. lower alkyl. Treatment thereof with a reactive esterified derivative of the alcohol of the formula IX



wherein R has meaning as defined herein, such as the halide, e.g. the chloride, bromide or iodide derivative thereof, in the presence of an appropriate base, such as potassium carbonate or sodium hydride, in a polar solvent such as dimethylformamide. The resulting compound corresponding to an ester of a compound of formula IV can then be hydrolyzed to the acid of formula IV, using standard mild methods of ester hydrolysis, preferably under acidic conditions. For compounds of formula Ia (wherein R and  $\text{R}_1$  of formula I are combined) the starting materials are prepared by treating a carboxylic acid of formula X



or an ester thereof, wherein  $R_2$  and X have meaning as defined above, with a reactive functional derivative of a compound of the formula  $ArSO_3H$  (VII) under conditions described for the preparation of a compound of formula VIII.

5 The starting materials of formula VI, VII, IX and X are either known in the art, or can be prepared by methods well-known in the art or as described herein.

The above-mentioned reactions are carried out according to standard methods, in the presence or absence of diluent, preferably such as are inert to the reagents and are solvents thereof, of catalysts, condensing or said other agents respectively and/or inert atmospheres, at low temperatures, room temperature or elevated temperatures (preferably at or near the boiling point of the solvents used), and at atmospheric or super-atmospheric pressure. The preferred solvents, catalysts and reaction conditions are set forth in the appended illustrative examples.

10 The invention further includes any variant of the present processes, in which an intermediate product obtainable at any stage thereof is used as starting material and the remaining steps are carried out, or the process is discontinued at any stage thereof, or in which the starting materials are formed in situ under the reaction conditions, or in which the reaction components are used in the form of their salts or optically pure antipodes.

15 Compounds of the invention and intermediates can also be converted into each other according to methods generally known per se.

The invention also relates to any novel starting materials and processes for their manufacture.

20 Depending on the choice of starting materials and methods, the new compounds may be in the form of one of the possible isomers or mixtures thereof, for example, as substantially pure geometric (cis or trans) isomers, optical isomers (antipodes), racemates, or mixtures thereof. The aforesaid possible isomers or mixtures thereof are within the purview of this invention.

25 Any resulting mixtures of isomers can be separated on the basis of the physico-chemical differences of the constituents, into the pure geometric or optical isomers, diastereoisomers, racemates, for example by chromatography and/or fractional crystallization.

Any resulting racemates of final products or intermediates can be resolved into the optical antipodes by known methods, e.g. by separation of the diastereoisomeric salts thereof, obtained with an optically active acid or base, and liberating the optically active acidic or basic compound. The hydroxamic acids or carboxylic acid intermediates can thus be resolved into their optical antipodes e.g. by fractional crystallization of d- or 1-(alpha-methylbenzylamine, cinchonidine, cinchonine, quinine, quinidine, ephedrine, dehydroabietylamine, brucine or strychnine)-salts.

30 Finally, acidic compounds of the invention are either obtained in the free form, or as a salt thereof.

Acidic compounds of the invention may be converted into salts with pharmaceutically acceptable bases, e.g. an aqueous alkali metal hydroxide, advantageously in the presence of an ethereal or alcoholic solvent, such as a lower alkanol. From the solutions of the latter, the salts may be precipitated with ethers, e.g. diethyl ether. Resulting salts may be converted into the free compounds by treatment with acids. These or other salts can also be used for purification of the compounds obtained.

40 In view of the close relationship between the free compounds and the compounds in the form of their salts, whenever a compound is referred to in this context, a corresponding salt is also intended, provided such is possible or appropriate under the circumstances.

The compounds, including their salts, can also be obtained in the form of their hydrates, or include other solvents used for their crystallization.

45 The pharmaceutical compositions according to the invention are those suitable for enteral, such as oral or rectal, transdermal and parenteral administration to mammals, including man, to inhibit matrix-degrading metalloproteinases, and for the treatment of disorders responsive thereto, comprising an effective amount of a pharmacologically active compound of the invention, alone or in combination, with one or more pharmaceutically acceptable carriers.

50 The pharmacologically active compounds of the invention are useful in the manufacture of pharmaceutical compositions comprising an effective amount thereof in conjunction or admixture with excipients or carriers suitable for either enteral or parenteral application. Preferred are tablets and gelatin capsules comprising the active ingredient together with a) diluents, e.g. lactose, dextrose, sucrose, mannitol, sorbitol, cellulose and/or glycine; b) lubricants, e.g. silica, talcum, stearic acid, its magnesium or calcium salt and/or polyethyleneglycol; for tablets also c) binders e.g. magnesium aluminum silicate, starch paste, gelatin, tragacanth, methylcellulose, sodium carboxymethylcellulose and or polyvinylpyrrolidone; if desired d) disintegrants, e.g. starches, agar, alginic acid or its sodium salt, or effervescent mixtures; and/or e) absorbants, colorants, flavors and sweeteners. Injectable compositions are preferably aqueous isotonic solutions or suspensions, and suppositories are advantageously prepared from fatty emulsions or suspen-

sions. Said compositions may be sterilized and/or contain adjuvants, such as preserving, stabilizing, wetting or emulsifying agents, solution promoters, salts for regulating the osmotic pressure and/or buffers. In addition, they may also contain other therapeutically valuable substances. Said compositions are prepared according to conventional mixing, granulating or coating methods, respectively, and contain about 0.1 to 75 %  
5 %, preferably about 1 to 50 %, of the active ingredient.

Suitable formulations for transdermal application include an effective amount of a compound of the invention with carrier. Advantageous carriers include absorbable pharmacologically acceptable solvents to assist passage through the skin of the host. Characteristically, transdermal devices are in the form of a bandage comprising a backing member, a reservoir containing the compound optionally with carriers,  
10 optionally a rate controlling barrier to deliver the compound of the skin of the host at a controlled and predetermined rate over a prolonged period of time, and means to secure the device to the skin.

Suitable formulations for topical application, e.g. to the skin and eyes, are preferably aqueous solutions, ointments, creams or gels well-known in the art.

The pharmaceutical formulations contain an effective matrix-degrading metalloproteinase inhibiting amount of a compound of the invention as defined above either alone, or in combination with another therapeutic agent, e.g. an anti-inflammatory agent with cyclooxygenase inhibiting activity, each at an effective therapeutic dose as reported in the art. Such therapeutic agents are well-known in the art.

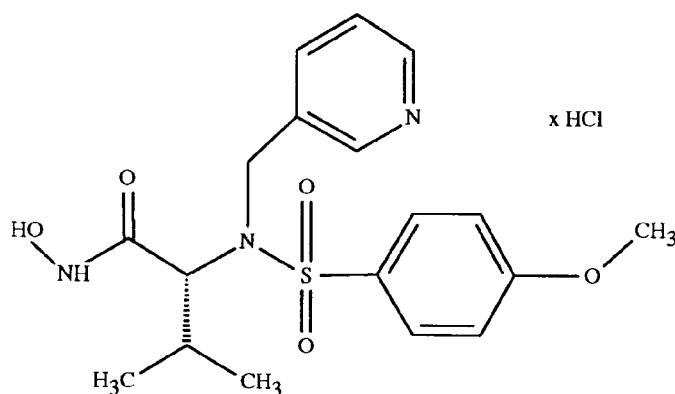
Examples of antiinflammatory agents with cyclooxygenase inhibiting activity are diclofenac sodium, naproxen, ibuprofen, and the like.

In conjunction with another active ingredient, a compound of the invention may be administered either simultaneously, before or after the other active ingredient, either separately by the same or different route of administration or together in the same pharmaceutical formulation.

The dosage of active compound administered is dependent on the species of warm-blooded animal (mammal), the body weight, age and individual condition, and on the form of administration. A unit dosage  
25 for oral administration to a mammal of about 50 to 70 kg may contain between about 25 and 250 mg of the active ingredient.

The following examples are intended to illustrate the invention and are not to be construed as being limitations thereon. Temperatures are given in degrees Centigrade. If not mentioned otherwise, all evaporations are performed under reduced pressure, preferably between about 15 and 100 mm Hg (= 20-  
30 133 mbar). The structure of final products, intermediates and starting materials is confirmed by standard analytical methods, e.g. microanalysis and spectroscopic characteristics (e.g. MS, IR, NMR). Abbreviations used are those conventional in the art.

Example 1: (a) N-(t-Butyloxy)-2(R)-[[4-methoxybenzenesulfonyl](3-picolyl)amino]-3-methylbutanamide (4.1 g, 9.13 mmol) is dissolved in dichloroethane (150 mL) containing ethanol (0.53ml, 9.13 mmol) in a round bottom flask, and the reaction is cooled to -10 °C. Hydrochloric acid gas (from a lecture bottle) is bubbled through for 30 minutes. The reaction is sealed, allowed to slowly warm to room temperature, and stirred for 2 days. The solvent is reduced to 1/3 volume by evaporation and triturated with ether. The mixture is filtered, filter cake removed, and dried in vacuo to provide N-hydroxy-2(R)-[[4-methoxybenzenesulfonyl](3-picolyl)amino]-3-methylbutanamide hydrochloride as a white solid, m.p. 169-170 °C (dec),  
40 and having the following structure:



The starting material is prepared as follows:

To a solution of D-valine (15.0 g, 128.0 mmol) in 1:1 dioxane/ water (200 mL) containing triethylamine (19.4 g, 192.0 mmol) at room temperature is added 4-methoxybenzenesulfonyl chloride (29.0 g, 141.0 mmol), and the reaction mixture is stirred at room temperature overnight. The mixture is then diluted with methylene chloride, washed with 1N aqueous hydrochloric acid and water. The organic layer is washed again with brine, dried (Na<sub>2</sub>SO<sub>4</sub>), and the solvent is evaporated to provide N-[4-methoxybenzenesulfonyl]-(D)-valine as a crude product. A solution of this crude product (15.0 g) in toluene (100 mL) containing N,N-dimethylformamide di-t-butyl acetal (50 mL, 206.5 mmol) is heated to 95 °C for 3 hours. The solvent is then evaporated. The crude product is purified by silica gel chromatography (30% ethyl acetate/hexanes) to provide N-[4-methoxybenzenesulfonyl]-(D)-valine t-butyl ester.

To a solution of N-[4-methoxybenzenesulfonyl]-(D)-valine t-butyl ester (4.38 g, 13.0 mmol) in dimethylformamide (200 mL) is added 3-picolyl chloride hydrochloride (2.3 g, 14.0 mmol) followed by potassium carbonate (17.94 g, 130.0 mmol). The reaction mixture is stirred at room temperature for 2 days. The mixture is then diluted with water and extracted with ethyl acetate. The combined organic extracts are washed with brine, dried (Na<sub>2</sub>SO<sub>4</sub>), and the solvent is evaporated. The crude product is purified by silica gel chromatography (ethyl acetate) to give t-butyl 2(R)-[N-[4-methoxybenzenesulfonyl](3-picolyl)amino]-3-methylbutanoate.

t-Butyl 2(R)-[[4-methoxybenzenesulfonyl](3-picolyl)amino]-3-methylbutanoate (5.3 g, 12.2 mmol) is dissolved in methylene chloride (150 mL) and cooled to -10 °C. Hydrochloric acid gas is bubbled into the solution for 10 minutes. The reaction mixture is then sealed, warmed to room temperature and stirred for 4 hours. The solvent is then evaporated to provide 2(R)-[[4-methoxybenzenesulfonyl](3-picolyl)amino]-3-methylbutanoic acid hydrochloride.

2(R)-[[4-methoxybenzenesulfonyl](3-picolyl)amino]-3-methylbutanoic acid hydrochloride (5.0 g, 12.06 mmol), 1-hydroxybenzotriazole (1.63 g, 12.06 mmol), 4-methylmorpholine (6.6 mL, 60.31 mmol), and O-t-butylhydroxylamine hydrochloride (54.55 g, 36.19 mmol) are dissolved in methylene chloride (200 mL). N-[Dimethylaminopropyl]-N'-ethylcarbodiimide hydrochloride (3.01 g, 15.68 mmol) is added, and the reaction is stirred overnight. The reaction is then diluted with water and extracted with methylene chloride.

The combined organic extracts are washed with brine, dried (Na<sub>2</sub>SO<sub>4</sub>), and the solvent is evaporated. The crude product is purified by silica gel chromatography (2% methanol/methylene chloride) to give N-(t-butyloxy)-2(R)-[[4-methoxybenzenesulfonyl](3-picolyl)amino]-3-methylbutanamide.

(b) L-tartaric acid salt, m.p. 114-116 °C.

(c) Methanesulfonic acid salt, m.p. 139-141.5 °C.

(d) Maleic acid salt, m.p. 133-134 °C.

Example 2: The following compounds are prepared similarly to Example 1:

a) N-Hydroxy-2(S)-[[4-methoxybenzenesulfonyl](3-picolyl)amino]-3-methylbutanamide hydrochloride, m.p. 170.5-171 °C, by starting the synthesis with L-valine, and carrying out the subsequent steps as described above.

(b) N-hydroxy-2(R)-[[4-methoxybenzenesulfonyl](3-picolyl)amino]-4-methylpentanamide hydrochloride, m.p. 128-129 °C.

The first two steps are carried out as described in example 1, except the synthesis was started with D-leucine. The alkylation step is different, as described below.

To a solution of t-butyl 2(R)-[[4-methoxybenzenesulfonyl]amino]-4-methylpentanoate (10.0 g, 27.92 mmol) in dimethylformamide (250 mL) at room temperature is added 3-picolyl chloride hydrochloride (4.81 g, 29.32 mmol) followed by sodium hydride (2.79 g, 69.80 mmol, 60% in oil). The reaction mixture is stirred at room temperature for 48 hours. The mixture is quenched with water and extracted with ethyl acetate. The combined organic extracts are washed with brine, dried (Na<sub>2</sub>SO<sub>4</sub>), and the solvent is evaporated. The crude product is purified by silica gel chromatography (45% ethyl acetate/hexanes) to provide t-butyl 2(R)-[[4-methoxybenzenesulfonyl](3-picolyl)amino]-4-methylpentanoate.

All of the following steps are carried out as described above in example 1.

(c) N-Hydroxy-2(R)-[[4-methoxybenzenesulfonyl](6-chloropiperonyl)amino]-4-methylpentanamide, m.p. 85-87 °C, by starting the synthesis with D-leucine and alkylating with 6-chloropiperonyl chloride (=6-chloro-3,4-methylenedioxy-benzylchloride) in the third step.

(d) N-Hydroxy-2(R)-[[4-methoxybenzenesulfonyl](piperonyl)amino]-4-methylpentanamide, m.p. 145-147 °C, by starting the synthesis with D-leucine and alkylating with piperonyl chloride (=3,4-methylenedioxy-benzylchloride) in the third step.

(e) N-Hydroxy-2(R)-[[4-methoxybenzenesulfonyl](2-picolyl)amino]-4-methylpentanamide, m.p. 89-90 °C, by starting the synthesis with D-leucine and alkylating with 2-picolyl chloride in the third step.



(f) N-Hydroxy-2(R)-[[4-methoxybenzenesulfonyl](2-picolyl)amino]-3-methylbutanamide hydrochloride, m.p. 140-142 °C, by starting the synthesis with D-valine and alkylating with 2-picolyl chloride in the third step.

(g) N-Hydroxy-2(R)-[[4-methoxybenzenesulfonyl](3-picolyl)amino]-4,4-dimethylpentanamide hydrochloride, m.p. 130-150 °C (slow melt), by starting the synthesis with D-t-butylalanine and alkylating with 3-picolyl chloride in the third step.

(h) N-Hydroxy-2(R)-[[4-methoxybenzenesulfonyl](3-picolyl)amino]-2-cyclohexylacetamide hydrochloride, m.p. 149.5-152.0 °C, by starting the synthesis with (D)-cyclohexylglycine hydrochloride.

The starting amino acid is prepared as follows:

(D)-phenylglycine (10.0 g, 66.2 mmol) is suspended in 2N hydrochloric acid (100 mL) containing platinum (IV) oxide hydrate (267 mg). The mixture is shaken in a Parr hydrogenation apparatus for 24 hours under a hydrogen pressure of 50 psi. The resultant suspended crystalline material, (D)-cyclohexylglycine hydrochloride, was used without further purification.

(i) N-Hydroxy-2(R)-[[2,3-dihydrobenzofuran)-5-sulfonyl](3-picolyl)amino]-3-methylbutanamide hydrochloride, m.p. 150.0-153.0 °C, by starting the synthesis with 2,3-dihydrobenzofuran-5-sulfonyl chloride.

The starting sulfonyl chloride is prepared as follows:

2,3-dihydrobenzofuran (6.0 g, 49.94 mmol) is added over 20 minutes to chlorosulfonic acid (29.09 g, 249.69 mmol) at -20 °C. The reaction mixture is quenched by addition of ice followed by water (20 mL). The mixture is then extracted with ethyl acetate. The combined organic extracts are washed with brine, dried (Na<sub>2</sub>SO<sub>4</sub>), and the solvent is evaporated. The crude product is purified by silica gel chromatography (30% ethyl acetate/hexane) to give 2,3-dihydrobenzofuran-5-sulfonyl chloride (3.3 g).

(j) N-Hydroxy-2-[[4-methoxybenzenesulfonyl](3-picolyl)-amino]-3-methylbutanamide hydrochloride, m.p. 139.5-142 °C, by starting the synthesis with DL-valine.

(k) N-Hydroxy-2(R)-[[4-ethoxybenzenesulfonyl](3-picolyl)-amino]-3-methylbutanamide hydrochloride, [ $\alpha$ ]<sub>D</sub><sup>25</sup> = +34.35 (c = 5.84, CH<sub>3</sub>OH).

(l) N-Hydroxy-2(R)-[[4-methoxybenzenesulfonyl](2-picolyl)amino]-2-cyclohexylacetamide hydrochloride, m.p. 127-140 °, by starting the syntheses with (D)-cyclohexylglycine hydrochloride, and carrying out the subsequent steps as described above.

(m) N-Hydroxy-2-[[4-methoxybenzenesulfonyl](2-methylthiazol-4-ylmethyl)amino]-2-cyclohexylacetamide hydrochloride, m.p. 137-139 °C, using 4-chloromethyl-2-methylthiazole in the alkylation step.

(n) N-Hydroxy-2-[[4-methoxybenzenesulfonyl](2-quinolinylmethyl)amino]-2-cyclohexylacetamide hydrochloride, m.p. 121-123 °C, using 2-chloromethylquinoline hydrochloride in the alkylation step.

Example 3: 2(R)-[[4-Methoxybenzenesulfonyl](benzyl)amino]-4-methylpentanoic acid (4.38 g, 11.2 mmol) is dissolved in methylene chloride (56.0 mL). To this solution is added oxalyl chloride (1.95 mL, 22.4 mmol) and dimethylformamide (0.86 mL, 11.2 mmol), and the reaction is stirred at room temperature for 90 minutes. Meanwhile, in a separate flask, hydroxylamine hydrochloride (3.11 g, 44.8 mmol) and triethylamine (9.36 mL, 67.1 mmol) are stirred in tetrahydrofuran (50.0 mL) and water (3.5 mL) at 0 °C for 15 minutes. After 90 minutes, the methylene chloride solution is added in one portion to the second flask, and the combined contents are stirred for three days as the flask gradually warms up to room temperature. The reaction is then diluted with acidic water (pH ≈ 3), and extracted several times with ethyl acetate. The combined organic layers are dried (Na<sub>2</sub>SO<sub>4</sub>), and the solvent is evaporated. The product is purified by silica gel chromatography (1% methanol/methylene chloride) to give N-hydroxy-2(R)-[[4-methoxybenzenesulfonyl](benzyl)amino]-4-methylpentanamide, m.p. 48-52 °C.

The starting material is prepared as follows:

(D)-leucine (7.1 g, 53.9 mmol) is dissolved in dioxane (60.0 mL) and water (60.0 mL). To this solution is added triethylamine (11.3 mL, 80.9 mmol) and 4-methoxybenzenesulfonyl chloride (12.25 g, 59.3 mmol), and the reaction is stirred at room temperature overnight. The reaction is then diluted with methylene chloride and washed successively with 2.5N hydrochloric acid, water, and brine. The organic phase is dried (Na<sub>2</sub>SO<sub>4</sub>), and the solvent is evaporated to give N-[4-methoxybenzenesulfonyl]-(D)-leucine, which is used without further purification.

N-[4-methoxybenzenesulfonyl]-(D)-leucine (14.0 g, 46.5 mmol) is dissolved in toluene (100.0 mL), and heated to 90 °C. N,N-Dimethylformamide di-t-butyl acetal (45.0 mL, 186.0 mmol) is added dropwise over 20 minutes, and then the reaction is kept at 90 °C for another 2 hours. After cooling back down, the reaction is diluted with ethyl acetate and washed successively with saturated sodium bicarbonate, water, and brine. The organic phase is dried (Na<sub>2</sub>SO<sub>4</sub>), and the solvent is evaporated. The product is purified by silica gel chromatography (20% ethyl acetate/ hexane) to give N-[4-methoxybenzenesulfonyl]-(D)-leucine t-butyl ester.

To a suspension of sodium hydride (0.68 g, 14.1 mmol) in dimethylformamide (60.0 mL), is added N-[4-methoxybenzenesulfonyl-(D)-leucine t-butyl ester (5.02 g, 14.06 mmol) in dimethylformamide (10.0 mL). After stirring at room temperature for 20 minutes, benzyl bromide (1.67 mL, 14.06 mmol) is added, and the reaction is stirred overnight at room temperature. The reaction is then partitioned between ethyl acetate and acidic water (pH=5), the organic layer is dried (Na<sub>2</sub>SO<sub>4</sub>), and the solvent is evaporated. The product is purified by silica gel chromatography (10% ethyl acetate/hexane) to give t-butyl 2(R)-[[4-methoxybenzenesulfonyl](benzyl)amino]-4-methylpentanoate.

t-Butyl 2(R)-[[4-methoxybenzenesulfonyl](benzyl)amino]-4-methylpentanoate (5.38 g, 12.02 mmol) is dissolved in methylene chloride (100.0 mL). Hydrochloric acid gas (from a lecture bottle) is bubbled through the solution for 20 minutes. The reaction is sealed and stirred overnight at room temperature. The solvent is then evaporated to give 2(R)-[[4-methoxybenzenesulfonyl](benzyl)amino]-4-methylpentanoic acid.

Example 4: The following compounds are prepared similarly to example 3:

(a) N-Hydroxy-2(R)-[[4-methoxybenzenesulfonyl](benzyl)amino]-2-phenylacetamide, m.p. 128-129 °C, by starting the synthesis with (D)-phenylglycine, and carrying out the subsequent steps as described in example 3.

(b) N-Hydroxy-2-[[4-methoxybenzenesulfonyl](benzyl)amino]-2-t-butylacetamide, m.p. 69-73 °C, by starting the synthesis with t-butylglycine, and carrying out the subsequent steps as described in example 3.

(c) N-Hydroxy-2(R)-[[4-methoxybenzenesulfonyl](4-fluorobenzyl)amino]-4-methylpentanamide, m.p. 48-51 °C, by starting the synthesis with (D)-leucine, and carrying out the subsequent steps as described in example 3, with the exception that 4-fluorobenzyl bromide is used in place of benzyl bromide.

(d) N-Hydroxy-2(R)-[[4-methoxybenzenesulfonyl](benzyl)amino]-3-methylbutanamide, m.p. 179-180 °C, by starting the synthesis with (D)-valine, and carrying out the subsequent steps as described in example 3.

(e) N-Hydroxy-2(R)-[[4-methoxybenzenesulfonyl](benzyl)amino]-4,4-dimethylpentanamide, by starting the synthesis with (D)-neopentylglycine, and carrying out the subsequent steps as described in example 3.

(f) N-Hydroxy-2(R)-[[4-methoxybenzenesulfonyl](benzyl)amino]-3-hydroxypropanamide, m.p. 65 °, by starting the synthesis with (D)-serine, and carrying out the subsequent steps as described in example 3.

Example 5: 3-[4-Methoxybenzenesulfonyl]-5,5-dimethylthiazolidine-4(S)-carboxylic acid (2.0 g, 6.0 mmol) is dissolved in methylene chloride (30.0 mL). To this solution is added oxalyl chloride (1.1 mL, 12.1 mmol) and dimethylformamide (0.50 mL, 6.0 mmol), and the reaction is stirred at room temperature for 2 hours. Meanwhile, in a separate flask, hydroxylamine hydrochloride (1.74 g, 25.0 mmol) and triethylamine (5.0 mL, 36.0 mmol) are stirred in tetrahydrofuran (25.0 mL) and water (2.0 mL) at 0 °C for 15 minutes. After 2 hours, the methylene chloride solution is added in one portion to the second flask, and the combined contents are stirred overnight as the flask gradually warms up to room temperature. The reaction is then diluted with acidic water (pH ≈ 3), and extracted several times with ethyl acetate. The combined organic layers are dried (Na<sub>2</sub>SO<sub>4</sub>), and the solvent is evaporated. The product is purified by silica gel chromatography (60% ethyl acetate/hexane) to give N-hydroxy-3-[4-methoxybenzenesulfonyl]-5,5-dimethylthiazolidine-4(S)-carboxamide, m.p. 68-71 °C.

The starting material is prepared as follows:

(D)-5,5-Dimethylthiazolidine-4-carboxylic acid (1.0 g, 6.2 mmol) is dissolved in dioxane (10.0 mL) and water (10.0 mL). To this solution is added triethylamine (1.3 mL, 9.3 mmol) and 4-methoxybenzenesulfonyl chloride (1.41 g, 6.82 mmol), and the reaction is stirred at room temperature for three days. The reaction is then diluted with ethyl acetate and washed successively with 2.5N hydrochloric acid, water, and brine. The organic phase is dried (Na<sub>2</sub>SO<sub>4</sub>), and the solvent is evaporated to give 3-[4-methoxybenzenesulfonyl]-5,5-dimethylthiazolidine-4(S)-carboxylic acid, which is used without further purification.

Example 6: 1-[4-Methoxybenzenesulfonyl]-pyrrolidine-2(R)-carboxylic acid (1.12 g, 3.93 mmol) is dissolved in methylene chloride (40.0 mL). To this solution is added oxalyl chloride (0.69 mL, 7.85 mmol) and dimethylformamide (0.30 mL, 3.93 mmol), and the reaction is stirred at room temperature for 30 minutes. Meanwhile, in a separate flask, hydroxylamine hydrochloride (1.1 g, 15.7 mmol) and triethylamine (3.3 mL, 23.5 mmol) are stirred in tetrahydrofuran (20.0 mL) and water (4.0 mL) at 0 °C for 15 minutes. After 30 minutes, the methylene chloride solution is added in one portion to the second flask, and the combined contents are stirred overnight as the flask gradually warms up to room temperature. The reaction is then diluted with acidic water (pH ≈ 3), and extracted several times with ethyl acetate. The combined organic layers are dried (MgSO<sub>4</sub>), and the solvent is evaporated. The product is purified by silica gel chromatography (50% ethyl acetate/hexane) to give N-hydroxy-1-[4-methoxybenzenesulfonyl]-pyrrolidine-2(S)-carboxamide, m.p. 163.5-165.5 °C.

The starting material is prepared as follows:

(D)-proline (0.78g, 6.77 mmol) is suspended in methylene chloride (25.0 mL). To this solution is added

triethylamine (1.13 mL, 8.12 mmol) and 4-methoxybenzenesulfonyl chloride (1.4 g, 6.77 mmol), and the reaction is stirred at room temperature for two days. The reaction is then diluted with methylene chloride and washed successively with 1N hydrochloric acid, water, and brine. The organic phase is dried ( $\text{MgSO}_4$ ), and the solvent is evaporated. The product is purified by silica gel chromatography (10% methanol/ethyl acetate) to give 1-[4-methoxybenzenesulfonyl]-pyrrolidine-2(R)-carboxylic acid.

**Example 7:** N-(t-Butyloxy)-2-[[4-methoxybenzenesulfonyl](benzyl)amino]-2-[2-(4-morpholino)ethyl]acetamide (2.65 g, 5.1 mmol) is dissolved in methylene chloride (30.0 mL) and ethanol (1.0 mL) in a glass sealed tube, and the reaction is cooled to 0 °C. Hydrochloric acid gas (from a lecture bottle) is bubbled through the solution for 20 minutes, and then the tube is sealed and kept at room temperature for 3 days. After that time, the solvent is removed, and the reaction is partitioned between ethyl acetate and saturated sodium bicarbonate. The organic phase is dried ( $\text{Na}_2\text{SO}_4$ ), and the solvent is evaporated. The product is purified by silica gel chromatography (2% methanol/methylene chloride) to give N-hydroxy-2-[[4-methoxybenzenesulfonyl](benzyl)amino]-2-[2-(4-morpholino)ethyl]acetamide m.p. 56-60 °C.

The starting material is prepared as follows:

N-(2-chloroethyl)morpholine hydrochloride (12.0 g) is dissolved in water (200 mL) and made basic with ammonium hydroxide (100.0 mL) to a pH = ~11. The aqueous layer is then extracted several times with ether, the combined organic layers are dried ( $\text{Na}_2\text{SO}_4$ ), and the solvent is evaporated to yield an oil which is used immediately.

Diethyl acetamidomalonate (11.4 g, 57.08 mmol) is added to a freshly prepared solution of sodium ethoxide in ethanol (made from Na (1.32 g, 57.1 mmol) added to ethanol (34.0 mL)), and the reaction is refluxed for 30 minutes. The reaction is then adjusted to 55 °C, and potassium iodide (0.14 g, 0.8 mmol) and dimethylformamide (0.2 mL) are added. Finally, the N-(2-chloroethyl)morpholine (8.9 g, 59.6 mmol) prepared above is added in ethanol (14.0 mL), and the reaction is maintained at 55 °C for 24 hours.

The reaction is diluted with ethyl acetate and filtered through Celite to remove salts. The filtrate is evaporated, and then partitioned between ethyl acetate and brine. The organic layer is dried ( $\text{Na}_2\text{SO}_4$ ), and the solvent is evaporated. The product is purified by silica gel chromatography (first 50% ethyl/acetate, then 5% methanol/methylene chloride) to give diethyl [2-(4-morpholino)ethyl]acetamidomalonate.

Diethyl [2-(4-morpholino)ethyl]acetamidomalonate (8.0 g, 25.6 mmol) is dissolved in ethanol (128.0 mL). Sodium hydroxide (4.55 mL of a 6N aqueous solution, 27.35 mmol) is added, and the reaction is stirred at room temperature for 24 hours. The ethanol is then evaporated, and the residue is diluted up in water, washed several times with ether, and then the aqueous phase is acidified with concentrated hydrochloric acid to pH = ~5. The solution is evaporated to dryness, then suspended in toluene (300.0 mL) and refluxed for 3 hours. After cooling to room temperature, the reaction is diluted with chloroform (300.0 mL), and the mixture is filtered through Celite. The filtrate is evaporated to give ethyl 2-(acetamido)-2-[2-(4-morpholino)ethyl]acetate.

Ethyl 2-(acetamido)-2-[2-(4-morpholino)ethyl]acetate (4.2 g, 16.28 mmol) is dissolved in 6N hydrochloric acid (100.0 mL), and the reaction is refluxed for 4.5 hours. The water is then evaporated, and the product is azeotroped dry using toluene to give 2-amino-2-[2-(4-morpholino)ethyl]acetic acid dihydrochloride.

2-Amino-2-[2-(4-morpholino)ethyl]acetic acid dihydrochloride (4.0 g, 15.33 mmol) is dissolved in a solution of methanol (100.0 mL) and acetyl chloride (5.0 mL), and the reaction is refluxed for 24 hours. The solvent is then evaporated to give methyl 2-amino-2-[2-(4-morpholino)ethyl]acetate dihydrochloride.

Methyl 2-amino-2-[2-(4-morpholino)ethyl]acetate dihydrochloride (6.0 g, 21.82 mmol) is dissolved in chloroform (110.0 mL) and triethylamine (9.12 mL, 65.46 mmol). To this solution is added 4-methoxybenzenesulfonyl chloride (4.51 g, 21.82 mmol), and the reaction is refluxed for 4 hours. After cooling, the reaction is diluted with more chloroform, washed with saturated sodium bicarbonate, the organic layer is dried ( $\text{Na}_2\text{SO}_4$ ), and the solvent is evaporated to give methyl 2-(4-methoxybenzenesulfonyl)amino-2-[2-(4-morpholino)ethyl]acetate.

To a suspension of sodium hydride (1.03 g, 21.5 mmol) in dimethylformamide (108.0 mL), is added methyl 2-(4-methoxybenzenesulfonyl)amino-2-[2-(4-morpholino)ethyl]acetate (8.0 g, 21.5 mmol) in dimethylformamide (10.0 mL). After stirring at room temperature for 30 minutes, benzyl bromide (2.56 mL, 21.5 mmol) is added, and the reaction is stirred overnight at room temperature. The reaction is then partitioned between ethyl acetate and acidic water (pH = ~5), the organic layer is dried ( $\text{Na}_2\text{SO}_4$ ), and the solvent is evaporated. The product is purified by silica gel chromatography (3% methanol/methylene chloride) to give methyl 2-[[4-methoxybenzenesulfonyl](benzyl)amino]-2-[2-(4-morpholino)ethyl]acetate.

Methyl 2-[[4-methoxybenzenesulfonyl](benzyl)amino]-2-[2-(4-morpholino)ethyl]acetate (7.33 g, 15.86 mmol) is dissolved in methanol (80.0 mL). To this solution is added sodium hydroxide (17.5 mL of a 1N aqueous solution, 17.5 mmol), and the reaction is stirred at room temperature for 8 hours. The reaction is then acidified to pH = ~3 using 2.5N hydrochloric acid, and then the solvent is evaporated. The residue is

suspended in ethanol, the inorganic salts are filtered away, and the filtrate is evaporated to give 2-[[4-methoxybenzenesulfonyl](benzyl)amino]-2-[2-(4-morpholino)ethyl]acetic acid hydrochloride.

2-[[4-Methoxybenzenesulfonyl](benzyl)amino]-2-[2-(4-morpholino)ethyl]acetic acid hydrochloride (4.24 g, 8.75 mmol), 1-hydroxybenzotriazole (1.34 g, 8.75 mmol), 4-methylmorpholine (3.85 mL, 35.02 mmol), and O-t-butylhydroxylamine hydrochloride (1.10 g, 8.75 mmol) are dissolved in methylene chloride (44.0 mL), and the reaction is cooled to 0 °C. To this solution is added N-[dimethylaminopropyl]-N'-ethylcarbodiimide hydrochloride (3.35 g, 17.5 mmol), and the reaction is allowed to warm up to room temperature and stir overnight. The reaction is diluted with more methylene chloride, and the organic layer is washed with saturated sodium bicarbonate, brine, dried (MgSO<sub>4</sub>), and the solvent is evaporated. The product is purified by silica gel chromatography (2% methanol/methylene chloride) to give N-(t-butyloxy)-2-[[4-methoxybenzenesulfonyl](benzyl)amino]-2-[2-(4-morpholino)ethyl]acetamide.

**Example 8:** The following compounds are prepared similarly to example 7:

- (a) N-Hydroxy-2-[[4-methoxybenzenesulfonyl](isobutyl)amino]-2-[2-(4-morpholino)ethyl]acetamide, m.p. 62-64 °C, using isobutyl bromide in the alkylation step in place of benzyl bromide.
- (b) N-Hydroxy-2-[[4-methoxybenzenesulfonyl](2-picolyl)amino]-2-[2-(4-morpholino)ethyl]acetamide dihydrochloride, m.p. 195-197 °C, using 2-picolyl chloride in the alkylation step in place of benzyl bromide.
- (c) N-Hydroxy-2-[[4-methoxybenzenesulfonyl](3-picolyl)amino]-2-[2-(4-morpholino)ethyl]acetamide dihydrochloride, m.p. >210 °C, using 3-picolyl chloride in the alkylation step in place of benzyl bromide.
- (d) N-Hydroxy-2-[[4-methoxybenzenesulfonyl](2-methylthiazol-4-ylmethyl)amino]-2-[2-(4-morpholino)ethyl]acetamide dihydrochloride, m.p. 180 °C, using 4-chloromethyl-2-methylthiazole in the alkylation step in place of benzyl bromide.
- (e) N-Hydroxy-2-[[4-methoxybenzenesulfonyl](benzyl)amino]-2-[2-(4-thiomorpholino)ethyl]acetamide, m.p. 50-52 °C, by starting the synthesis with N-(2-chloroethyl)thiomorpholine, and carrying out the subsequent steps as described in example 7.
- (f) N-Hydroxy-2-[[4-methoxybenzenesulfonyl](benzyl)amino]-2-[2-methylthiazol-4-ylmethyl]acetamide m.p. 79-81 °C, by starting the synthesis with 4-chloromethyl-2-methylthiazole hydrochloride, and carrying out the subsequent steps as described in example 7.
- (g) N-Hydroxy-2-[[4-methoxybenzenesulfonyl](benzyl)amino]-2-[6-chloropiperonyl]acetamide, m.p. 70-74 °C, by starting the synthesis with 6-chloropiperonyl chloride, and carrying out the subsequent steps as described in example 7.
- (h) N-Hydroxy-2-[[4-methoxybenzenesulfonyl](benzyl)amino]-2-[(1-pyrazolyl)methyl]acetamide, m.p. 130-131 °C, by starting the synthesis with  $\beta$ -pyrazol-1-yl-alanine (prepared following the procedure of J. Am. Chem. Soc., 110, p. 2237 (1988)), and carrying out the subsequent steps as described in example 7.
- (i) N-Hydroxy-2-[[4-methoxybenzenesulfonyl](3-picolyl)amino]-2-[3-picolyl]acetamide dihydrochloride, m.p. >220 °C, by starting the synthesis with 3-picolyl chloride, and carrying out the subsequent steps as described in example 7, but in addition, using 3-picolyl chloride in the alkylation step in place of benzyl bromide in example 7.
- (j) N-Hydroxy-2-[[4-methoxybenzenesulfonyl](benzyl)amino]-2-[(1-methyl-4-imidazolyl)methyl]acetamide hydrochloride, m.p. >200 °C, by starting the synthesis with N- $\tau$ -methylhistidine dihydrochloride (prepared following the procedure of Recueil, 97, p.293 (1978)), and carrying out the subsequent steps as described in example 7.
- (k) N-Hydroxy-2-[[4-methoxybenzenesulfonyl](isobutyl)amino]-2-[(1-methyl-4-imidazolyl)methyl]acetamide hydrochloride, m.p. 194-195 °C, by starting the synthesis with N- $\tau$ -methylhistidine dihydrochloride and carrying out the subsequent steps as described in example 7, using isobutyl iodide in the alkylation step in place of benzyl bromide.
- (l) N-Hydroxy-2-[[4-methoxybenzenesulfonyl](3-picolyl)amino]-2-[(1-methyl-4-imidazolyl)methyl]acetamide hydrochloride, m.p. >220 °C, by starting the synthesis with N- $\tau$ -methylhistidine dihydrochloride and carrying out the subsequent steps as described in example 7, using 3-picolyl chloride in the alkylation step in place of benzyl bromide.
- (m) N-Hydroxy-2-[[4-methoxybenzenesulfonyl](2-picolyl)amino]-2-[(1-methyl-4-imidazolyl)methyl]acetamide hydrochloride, m.p. 162-164 °C, by starting the synthesis with N- $\tau$ -methylhistidine dihydrochloride and carrying out the subsequent steps as described in example 7, using 2-picolyl chloride in the alkylation step in place of benzyl bromide.
- (n) N-hydroxy-2-[[4-methoxybenzenesulfonyl](2-methylthiazol-4-ylmethyl)amino]-2-[(1-methyl-4-imidazolyl)methyl]acetamide hydrochloride, m.p. 160-163 °C, by starting the synthesis with N- $\tau$ -methylhistidine dihydrochloride and carrying out the subsequent steps as described in example 7, using 4-chloromethyl-2-methylthiazole in the alkylation step in place of benzyl bromide.

(o) N-hydroxy-2-[[4-methoxybenzenesulfonyl](piperonyl)amino]-2-[(1-methyl-4-imidazolyl)methyl]-acetamide hydrochloride, m.p. 195 °C, by starting the synthesis with N- $\tau$ -methylhistidine dihydrochloride and carrying out the subsequent steps as described in example 7, using piperonyl chloride in the alkylation step in place of benzyl bromide.

5 Example 9: (a) Methyl 2-[[4-methoxybenzenesulfonyl](benzyl)amino]propionate (2.1 g, 6.01 mmol) is dissolved in methanol (20.0 mL). To this solution is added hydroxylamine hydrochloride (0.84 g, 12.0 mmol), followed by the addition of sodium methoxide (7.0 mL of a 4.37M solution). The reaction is stirred overnight at room temperature. The reaction is worked up by first removing all the solvent, and partitioning between ethyl acetate/hexane (2/1) and saturated sodium bicarbonate. The aqueous phase is extracted well  
10 with ethyl acetate/hexane, the combined organic layers are dried (MgSO<sub>4</sub>), and the solvent is evaporated. The product is purified by silica gel chromatography (ethyl acetate) to give N-hydroxy-2-[[4-methoxybenzenesulfonyl](benzyl)amino]propionamide, m.p. 149-151 °C.

The starting material is prepared as follows:

D,L-Alanine (27.0 g, 300.0 mmol) is dissolved in a solution of methanol (100.0 mL) saturated with HCl gas,  
15 and the reaction is refluxed for 2 hours. The solvent is then evaporated, and the residue triturated with ethyl acetate to give alanine methyl ester hydrochloride.

Alanine methyl ester hydrochloride (7.0 g, 50.0 mmol) is dissolved in methylene chloride (100.0 mL) and triethylamine (20.0 mL, 143.0 mmol). To this solution is added 4-methoxybenzenesulfonyl chloride (10.3 g, 50.0 mmol), and the reaction is stirred at room temperature briefly. The reaction is made basic with 1N  
20 sodium hydroxide, and washed with methylene chloride. The combined organic layers are dried (Na<sub>2</sub>SO<sub>4</sub>), and the solvent is evaporated. Hexane is added to the residue and the precipitate is collected to give N-[4-methoxybenzenesulfonyl]-alanine methyl ester.

To a suspension of sodium hydride (0.60 g, 11.0 mmol) in dimethylformamide (20.0 mL), is added N-[4-methoxybenzenesulfonyl]-alanine methyl ester (2.6 g, 10.0 mmol) in dimethylformamide (10.0 mL). After  
25 stirring at room temperature for 30 minutes, benzyl bromide (1.22 mL, 10.0 mmol) is added, and the reaction is stirred for two hours at room temperature. The reaction is then partitioned between ether and brine, the organic layer is dried (Na<sub>2</sub>SO<sub>4</sub>), and the solvent is evaporated. The product is purified by silica gel chromatography (20% ether/hexanes) to give methyl 2-[[4-methoxybenzenesulfonyl](benzyl)amino]-propionate.

30 (b) Similarly prepared is N-hydroxy-2-[[4-methoxybenzenesulfonyl](benzyl)amino]-4-thiomethylbutyramide, m.p. 104-106 °C, by starting the synthesis with D,L-methionine, and carrying out the subsequent steps as described above.

Example 10: A solution of methyl 2-[[4-methoxybenzenesulfonyl](benzyl)amino]-4-(methylsulfonyl)-butyrate (900 mg, 2.0 mmol), sodium methoxide previously generated from sodium metal spheres (100.0  
35 mg, 4.5 mmol), and hydroxylamine hydrochloride (280.0 mg, 4.0 mmol) is refluxed for 2 days. The mixture is cooled to room temperature, concentrated in vacuo, diluted with water, acidified with citric acid, and extracted with ethyl acetate. The combined organic extracts are dried (MgSO<sub>4</sub>) and the solvent is evaporated. The product is purified by silica gel chromatography (ethyl acetate) to give N-hydroxy-2-[[4-methoxybenzenesulfonyl](benzyl)amino]-4-(methylsulfonyl)butyramide, [M + 1] = 157.

40 The starting material is prepared as follows:

To a solution of racemic methionine methyl ester (1.98 g, 10.0 mmol) in methylene chloride (25 mL) containing triethylamine (2.0 mL, 14.3 mmol) is added 4-methoxybenzenesulfonyl chloride (2.1 g, 10.2 mmol). After stirring for 2 hours at room temperature, the mixture is diluted with 1 N hydrochloric acid. The organic layer is removed and the aqueous layer is extracted with ether. The combined organic layers are  
45 washed with brine, dried (MgSO<sub>4</sub>), and the solvent is evaporated. The concentrated solution is triturated with ether, and the product is collected by filtration to give methyl 2-[[4-methoxybenzenesulfonyl]amino]-4-(thiomethyl)butyrate.

To a solution of methyl 2-[[4-methoxybenzenesulfonyl]amino]-4-(thiomethyl)butyrate (2.1 g, 6.2 mmol) in dimethylformamide (15 mL) containing potassium carbonate (4.0 g, 29.0 mmol) is added benzyl bromide  
50 (1.5 mL, 12.6 mmol). The reaction mixture is stirred for 1 hour at room temperature. The mixture is quenched with water and extracted with ether. The organic extracts are washed with brine, dried (MgSO<sub>4</sub>), and the solvent is evaporated. The product is purified by silica gel chromatography (30% ethyl acetate/hexanes) to give methyl 2-[[4-methoxybenzenesulfonyl](benzyl)amino]-4-(thiomethyl)butyrate.

A solution of methyl 2-[[4-methoxybenzenesulfonyl](benzyl)amino]-4-(thiomethyl)butyrate (925.0 mg,  
55 2.17 mmol) in 25% peracetic acid (5 mL) is stirred overnight at room temperature. The mixture is concentrated in vacuo, diluted with water, and extracted with ethyl acetate. The combined organic extracts are dried (MgSO<sub>4</sub>) and the solvent is evaporated to give methyl 2-[[4-methoxybenzenesulfonyl](benzyl)amino]-4-(methylsulfonyl)butyrate.

Example 11: (a) To a solution of 2R-[[4-methoxybenzene)sulfonyl](benzyl)amino]-propionic acid (1.04 g, 2.98 mmol) in methylene chloride (50 mL) containing dimethylformamide (230 mL, 2.98 mmol) at room temperature is added oxalyl chloride (520 mL, 5.96 mmol) over 5 minutes dropwise. The mixture is stirred for 30 minutes at room temperature, then added to a pre-formed mixture of hydroxylamine hydrochloride (828 mg, 11.92 mmol) and triethylamine (2.5 mL, 17.9 mmol) in tetrahydrofuran (20 mL)/water (1.5 mL) at 0 °C. The reaction mixture is stirred for 45 minutes at 0 °C then slowly warmed to room temperature for 15.5 hours. The mixture is acidified with 1N hydrochloric acid and extracted with methylene chloride. The combined organic extracts are washed with brine, dried (MgSO<sub>4</sub>), and the solvent is evaporated. The crude product is recrystallized from diethyl ether/ethyl acetate (1:1) to give N-hydroxy-2(R)-[[4-methoxybenzenesulfonyl](benzyl)amino]-propionamide, m.p. 127-129 °C.

The starting material is prepared as follows:

To a solution of D-alanine methyl ester hydrochloride (3.0 g, 21.5 mmol) in methanol (10 mL) is added benzaldehyde (2.3 mL, 22.6 mmol). The reaction mixture is stirred at room temperature for 3 hours. The solvent is then evaporated. To the resultant residue is added acetic acid (15 mL) and methanol (1 mL) followed by portionwise addition of sodium cyanoborohydride (1.35 g, 21.5 mmol) at room temperature. The mixture is stirred overnight, and then the solvent is evaporated. The remaining residue is diluted with water (75 mL) and basified with Na<sub>2</sub>CO<sub>3</sub>. The mixture is extracted with ethyl acetate (3x75 mL). The combined organic extracts are washed with brine (50 mL), dried (Na<sub>2</sub>SO<sub>4</sub>), and the solvent is evaporated to give N-benzyl-D-alanine methyl ester.

To a solution of N-benzyl-D-alanine methyl ester (~2 g) in methylene chloride (40 mL) containing triethylamine (2.47 mL, 17.7 mmol) is added 4-methoxybenzenesulfonyl chloride (2.44 g, 11.8 mmol). The reaction mixture is stirred overnight at room temperature. The mixture is acidified with 1N HCl and extracted with methylene chloride. The combined organic extracts are washed with brine, dried (Na<sub>2</sub>SO<sub>4</sub>), and the solvent is evaporated. The crude product is purified by silica gel chromatography (10%→20% ethyl acetate/hexanes) to provide methyl 2(R)-[[4-methoxybenzenesulfonyl](benzyl)amino] propionate.

To a solution of methyl 2(R)-[[4-methoxybenzenesulfonyl](benzyl)amino] propionate (1.05 g, 2.89 mmol) in tetrahydrofuran (60 mL) at room temperature is added 1N aqueous sodium hydroxide (8.6 mL, 8.67 mmol). The reaction mixture is stirred for 19 hours at room temperature. The tetrahydrofuran is then evaporated. The remaining residue is acidified with 1N hydrochloric acid and extracted with ethyl acetate. The combined organic extracts are washed with brine, dried (Na<sub>2</sub>SO<sub>4</sub>), and the solvent is evaporated to give 2(R)-[[4-methoxybenzenesulfonyl](benzyl)amino] propionic acid.

(b) Similarly prepared is N-hydroxy-2(R)-[[4-methoxybenzenesulfonyl](benzyl)amino]-2-benzylacetamide, [M + 1] = 441, by starting with (R)-phenylalanine, and carrying out the previously described steps.

Example 12: (a) To a solution of N-(t-butyloxy)-2(R)-[[4-methoxybenzenesulfonyl](benzyl)amino]-6-(N,N-dimethylamino)-hexamide (2.13 g, 4.21 mmol) in 1,2-dichloroethane (140 mL) is added ethanol (250 mL, 4.21 mmol). The solution is cooled to -10 °C and hydrogen chloride gas is bubbled in for 30 minutes. The reaction mixture is then sealed and allowed to warm to room temperature, stirring for 2 days. At this time point, the reaction mixture is cooled to -10 °C and hydrogen chloride gas is bubbled in for an additional 30 minutes. The reaction mixture is sealed, warmed to room temperature, and stirred for 24 hours. The mixture is reduced in volume by 1/2 in vacuo and triturated with ether. The mother liquid is removed and the remaining white solid is dried in vacuo to provide N-hydroxy-2(R)-[[4-methoxybenzenesulfonyl](benzyl)amino]-6-(N,N-dimethylamino)-hexanamide hydrochloride salt, m.p. 175-177 °C.

The starting material is prepared as follows:

To a solution of ε-N-CBZ-(R)-lysine methylester hydrochloride (15.0 g, 45.10 mmol) in methylene chloride (250 mL) containing triethylamine (15.72 mL, 112.75 mmol) is added 4-methoxybenzenesulfonyl chloride (10.25 g, 49.61 mmol) at 0 °C. The reaction mixture is warmed to room temperature and stirred overnight. The reaction mixture is diluted with methylene chloride and washed with 1 N hydrochloric acid. The organic layer is washed with brine, dried (Na<sub>2</sub>SO<sub>4</sub>), and concentrated in vacuo to yield a yellow oil. The product is purified by silica gel chromatography (50% ethyl acetate/hexanes) to give methyl 2(R)-[[4-methoxybenzenesulfonyl]amino]-6-(N-benzylcarbamoyl) hexanoate.

To a solution of methyl 2(R)-[[4-methoxybenzenesulfonyl]amino]-6-(N-benzylcarbamoyl) hexanoate (12.4 g, 26.5 mmol) in dimethylformamide (100 mL) is added potassium carbonate (7.5 g, 52 mmol) and benzyl bromide (3.3 mL, 28.0 mmol), and the reaction is stirred for 24 hours at room temperature. The mixture is partitioned between water and 50% diethyl ether/ethyl acetate. The aqueous layer is removed and extracted with 50% diethyl ether/ethyl acetate. The combined organic layers are washed with brine, dried (MgSO<sub>4</sub>) and the solvent is evaporated. The crude product is purified by silica gel chromatography (50% ethyl acetate/hexanes) to give methyl 2(R)-[[4-methoxybenzenesulfonyl](benzyl)amino]-6-(N-benzylcarbamoyl) hexanoate.

To a solution of methyl 2(R)-[[4-methoxybenzenesulfonyl](benzyl)amino]-6-(benzylcarbamoyl) hexanoate (8.61 g, 15.53 mmol) in 95% ethanol (150 mL) is added 1N hydrochloric acid (15.5 mL, 15.53 mmol) followed by 10% Pd/C (4.0 g). The reaction mixture is stirred at room temperature under 1 atmosphere of hydrogen gas for 2 hours. The mixture is filtered through Celite and the solvent is evaporated to provide methyl 2(R)-[[4-methoxybenzenesulfonyl](benzyl)amino]-6-amino hexanoate.

To a solution of methyl 2(R)-[[4-methoxybenzenesulfonyl](benzyl)amino]-6-amino hexanoate (5.05 g, 12.02 mmol) in refluxing formic acid (120 mL) containing sodium formate (2.45 g, 36.07 mmol) is added 37% aqueous formaldehyde (2.70 mL, 36.07 mmol). While continuing to reflux the reaction mixture, three more aliquots of 37% aqueous formaldehyde (2.70 mL, 36.07 mmol each aliquot) are added at 10 minute intervals. The mixture is concentrated in vacuo to yield a yellow oil. The crude product is purified by silica gel chromatography (10:1:0.5; ethyl acetate/methanol/ammonium hydroxide) to provide methyl 2(R)-[[4-methoxybenzenesulfonyl](benzyl)amino]-6-(N,N-dimethylamino) hexanoate. This procedure is repeated and the combined product is used in the next reaction.

To a solution of methyl 2(R)-[[4-methoxybenzenesulfonyl](benzyl)amino]-6-(N,N-dimethylamino) hexanoate (4.55 g, 10.7 mmol) in tetrahydrofuran (100 mL) is added 1N aqueous lithium hydroxide (20 mL, 20.33 mmol). The reaction mixture is stirred at room temperature overnight. The reaction mixture is directly concentrated to dryness in vacuo to give the lithium salt of 2(R)-[[4-methoxybenzenesulfonyl](benzyl)amino]-6-(N,N-dimethylamino) hexanoic acid.

To a solution of 2(R)-[[4-methoxybenzenesulfonyl](benzyl)amino]-6-(N,N-dimethylamino) hexanoic acid lithium salt (4.42 g, 10.18 mmol) in methylene chloride (100 mL) containing N-methylmorpholine (6.73 mL, 61.06 mmol), 1-hydroxybenzotriazole monohydrate (1.64 g, 10.687 mmol) and O-t-butylhydroxyl amine hydrochloride (1.41 g, 11.20 mmol) is added N-[dimethylaminopropyl]-N'-ethylcarbodiimide hydrochloride (3.90 g, 20.36 mmol) at 0 °C. The reaction mixture is allowed to warm to room temperature and stirring is continued overnight. The mixture is diluted with methylene chloride, washed with saturated sodium bicarbonate, then with brine, dried (Na<sub>2</sub>SO<sub>4</sub>) and the solvent is evaporated. The crude product is purified by silica gel chromatography (10:1:0.5 ethyl acetate/methanol/ammonium hydroxide) to provide N-(t-butylloxy)-2(R)-[[4-methoxybenzenesulfonyl](benzyl)amino]-6-(N,N-dimethylamino) hexanamide.

(b) Similarly prepared is N-hydroxy-2(R)-[[4-methoxybenzenesulfonyl](3-picolyl)amino]-6-(N,N-dimethylamino)-hexanamide dihydrochloride, m.p. 179-180 °C.

The first step is carried out as described above. The alkylation step is carried out as follows:

To a solution of methyl 2(R)-[[4-methoxybenzenesulfonyl]amino]-6-(benzylcarbamoyl)-hexanoate (10.48 g, 22.43 mmol) in dimethylformamide (220 mL) at 0 °C is added 3-picolyl chloride hydrochloride (3.86 g, 23.55 mmol) followed by sodium hydride (2.24 g, 56.07 mmol, 60% in oil). The reaction mixture is warmed to room temperature and stirred for 24 hours. The reaction mixture is quenched with water and extracted with ethyl acetate. The combined organic extracts are washed with brine, dried (Na<sub>2</sub>SO<sub>4</sub>), and the solvent is evaporated. The crude product is purified by silica gel chromatography (75% ethyl acetate/hexanes) to provide methyl 2(R)-[[4-methoxybenzenesulfonyl](3-picolyl)amino]-6-(benzylcarbamoyl) hexanoate.

All of the following steps are carried out as described above.

(c) Similarly prepared is N-hydroxy-2(R)-[[4-methoxybenzenesulfonyl](2-picolyl)amino]-6-(N,N-dimethylamino)-hexanamide dihydrochloride, m.p. 134-136 °C, by alkylating with 2-picolyl chloride in the second step and carrying out the subsequent steps as described above.

**Example 13:** N-(t-Butylloxy)-2(R)-[[4-methoxybenzenesulfonyl](benzyl)amino]-6-[(N,N-dimethylglycyl)amino] hexanamide (2.17 g, 3.86 mmol) is dissolved in dichloroethane (12 mL) containing ethanol (0.22 mL, 3.86 mmol), and the reaction is cooled to -10 °C. Hydrochloric acid gas is bubbled through this solution for 30 minutes. The reaction is sealed, warmed to room temperature and stirred for 2 days. The solvent is reduced to 1/2 volume by evaporating solvent, and triturated with ether. The resulting solid is removed and dried in vacuo to provide N-hydroxy-2(R)-[[4-methoxybenzenesulfonyl](benzyl)amino]-6-[(N,N-dimethylglycyl)amino] hexanamide hydrochloride, m.p. 105-108 °C.

The starting material is prepared as follows:

To a solution of methyl 2(R)-[[4-methoxybenzenesulfonyl](benzyl)amino]-6-amino hexanoate hydrochloride (7.5 g, 16.44 mmol) in methylene chloride (170 mL) is added 1-hydroxybenzotriazole monohydrate (2.64 g, 1726 mmol), N-methylmorpholine (5.44 mL, 49.34 mmol), and N,N-dimethylglycine (1.86 g, 18.08 mmol), and the reaction is cooled to 0 °C. N-[dimethylaminopropyl]-N'-ethylcarbodiimide hydrochloride (6.30 g, 32.88 mmol) is added at 0 °C. The reaction mixture is warmed to room temperature and stirred overnight. The mixture is diluted with methylene chloride and washed with saturated aqueous sodium bicarbonate, and then with brine. The organic layer is dried (Na<sub>2</sub>SO<sub>4</sub>), filtered, and the solvent is evaporated. The crude product is purified by silica gel chromatography (10/0.5/0.5 ethyl acetate/methanol/ammonium hydroxide) to

provide methyl 2(R)-[[4-methoxybenzenesulfonyl](benzyl)amino]-6-[(N,N-dimethylglycyl)amino] hexanoate (6.04 g).

To a solution of methyl 2(R)-[[4-methoxybenzenesulfonyl](benzyl)amino]-6-[(N,N-dimethylglycyl)amino] hexanoate (3.95 g, 7.82 mmol) in tetrahydrofuran (75 mL) at 0 °C is added 1N lithium hydroxide (15.64 ml, 15.64 mmol). The reaction mixture is warmed to room temperature and stirred overnight. The tetrahydrofuran is removed and the remaining aqueous layer is acidified with 1N hydrochloric acid. The mixture is evaporated to dryness to yield 2(R)-[[4-methoxybenzenesulfonyl](benzyl)amino]-6-[(N,N-dimethylglycyl)amino] hexanoic acid hydrochloride.

To a solution of 2(R)-[[4-methoxybenzenesulfonyl](benzyl)amino]-6-[(N,N-dimethylglycyl)amino] hexanoic acid hydrochloride (4.12 g, 7.82 mmol) in methylene chloride (78 mL) and dimethylformamide (5 mL) is added 1-hydroxybenzotriazole monohydrate (1.26 g, 8.21 mmol), N-methylmorpholine (2.58 ml, 23.45 mmol), and O-t-butylhydroxylamine hydrochloride (1.08 g, 8.60 mmol). The reaction is cooled to 0 °C, and N-[dimethylaminopropyl]-N'-ethylcarbodiimide hydrochloride (3.0 g, 15.64 mmol) is added. The reaction mixture is warmed to room temperature and stirred overnight. The mixture is then diluted with methylene chloride and washed with saturated aqueous sodium bicarbonate, and then with brine. The organic layer is dried (Na<sub>2</sub>SO<sub>4</sub>), filtered, and the solvent is evaporated. The crude product is purified by silica gel chromatography (10/0.5/0.5 ethyl acetate/methanol/ammonium hydroxide) to provide N-(t-butyloxy)-2(R)-[[4-methoxybenzenesulfonyl](benzyl)amino]-6-[(N,N-dimethylglycyl)amino] hexanamide.

Example 14: (a) To a solution of 4-[[4-methoxybenzenesulfonyl](benzyl)amino]-4-carboxy-tetrahydrothiopyran (413.0 mg, 1.0 mmol) in methylene chloride (10 mL) containing dimethylformamide (80.0 mg, 1.1 mmol) is added a 2N solution of oxalyl chloride in methylene chloride (1.0 ml, 2.0 mmol) at -10 °C. The mixture is allowed to warm to 20 °C for 30 minutes. This mixture is added to a pre-stirred mixture of hydroxylamine hydrochloride (280.0 mg, 4.0 mmol) in tetrahydrofuran (10 ml)/water (1 ml) containing triethylamine (650.0 mg, 6.0 mmol) at 0 °C dropwise. The reaction mixture is allowed to slowly warm to room temperature and stirring is continued for 1.5 days. The reaction is worked up by partitioning between 1 N hydrochloric acid and ethyl acetate. The aqueous layer is removed and repeatedly extracted with ethyl acetate. The combined organic layers are dried (Na<sub>2</sub>SO<sub>4</sub>) and the solvent is evaporated. The crude product is purified by silica gel chromatography (2% methanol/methylene chloride) to give 4-[N-hydroxy-carbamoyl]-4-[[4-methoxybenzenesulfonyl](benzyl)amino]-tetrahydrothiopyran, m.p. 179-181 °C.

The starting material is prepared as follows:

A solution of tetrahydrothiopyran-4-one (4.64 g, 40.0 mmol) in methanol (10 mL) is added to a mixture of sodium cyanide (2.0 g, 40.0 mmol) and ammonium chloride (2.36 g, 44.0 mmol) in water (8 mL). The reaction mixture is heated to reflux for 14 hours. The mixture is diluted with water, basified with potassium carbonate, and extracted with diethyl ether. The organic extract is dried (MgSO<sub>4</sub>) and filtered. The solution is acidified with hydrochloric acid saturated with methylene chloride. The resulting precipitate is filtered off providing 4-amino-4-cyano-tetrahydrothiopyran hydrochloride salt.

A solution of 4-amino-4-cyano-tetrahydrothiopyran (5.4 g, 30.3 mmol) in 6N aqueous hydrochloric (250 mL) acid is heated to reflux for 24 hours. The mixture is triturated by addition of methanol/toluene, and filtered. To the crude product, 4-amino-4-carboxytetrahydrothiopyran is added 40 ml of methanol followed by careful addition of thionyl chloride (3.0 ml, 41.1 mmol). The reaction mixture is heated to reflux for 12 hours, cooled to room temperature, and concentrated in vacuo to a reduced volume. The remaining mixture is triturated with ethyl acetate/diethyl ether, and the product is collected by filtration, to give 4-amino-4-carbomethoxy-tetrahydrothiopyran hydrochloride.

To a solution of 4-amino-4-carbomethoxy-tetrahydrothiopyran hydrochloride (3.1 g, 15.0 mmol) in methylene chloride (75 mL) containing triethylamine (3.5 g, 330.0 mmol) is added 4-methoxybenzenesulfonyl chloride (4.1 g, 20.0 mmol) at room temperature. The reaction mixture is stirred at room temperature for 18 hours. The mixture is diluted with water and the organic layer is removed. The aqueous layer is extracted with diethyl ether and the organic extracts are washed with brine, dried (MgSO<sub>4</sub>) and the solvent is evaporated. The product is purified by silica gel chromatography (50% ethylacetate/hexanes) to provide 4-[[4-methoxybenzenesulfonyl]amino]-4-carbomethoxy-tetrahydrothiopyran.

To a solution of 4-[[4-methoxybenzenesulfonyl]amino]-4-carbomethoxy-tetrahydrothiopyran (690.0 mg, 2.0 mmol) in dimethylformamide (20 mL) at 0 °C is added sodium hydride (100.0 mg, 2.5 mmol, 60% in oil) and benzyl bromide (0.5ml, 4.2 mmol). The reaction mixture is allowed to warm to room temperature and stirred for 16 hours. The mixture is quenched by addition of water and extracted with 50% ethyl acetate/diethyl ether. The combined organic extracts are dried (MgSO<sub>4</sub>), filtered, and the solvent is evaporated. The product is purified by silica gel chromatography (50% diethyl ether/hexanes) to provide 4-[[4-methoxybenzenesulfonyl](benzyl)amino]-4-carbomethoxy-tetrahydrothiopyran.



To a solution of 4-[[4-methoxybenzenesulfonyl](benzyl)amino]-4-carbomethoxytetrahydrothiopyran (800.0 mg, 1.9 mmol) in methanol (50 mL) is added 1 N sodium hydroxide (25 mL). The mixture is heated to reflux for 10 hours, and then solid sodium hydroxide is added (3.0 g, excess) and refluxing is continued for 18 hours. The mixture is concentrated to a volume of approximately 30 mL and acidified with citric acid (pH=5). The mixture is partitioned between ethyl acetate and water. The organic layer is removed, washed with brine, dried (MgSO<sub>4</sub>), and the solvent is evaporated to give 4-[[4-methoxybenzenesulfonyl](benzyl)-amino]-4-carboxytetrahydrothiopyran.

(b) Similarly prepared is 4-[N-hydroxycarbamoyl]-4-[[4-methoxybenzenesulfonyl](benzyl)amino]-tetrahydropyran, m.p. 137-140 °C, by starting with tetrahydropyran-4-one in the first step, and carrying out the subsequent steps as described above.

(c) Similarly prepared is 1-[N-hydroxy-carbamoyl]-1-[[4-methoxybenzenesulfonyl](benzyl)amino]-cyclohexane, m.p. 149-151 °C, by using commercially available 1-aminocyclohexanecarboxylic acid in the second step, and carrying out the subsequent steps as described above.

(d) Similarly prepared is 1-[N-hydroxy-carbamoyl]-1-[[4-methoxybenzenesulfonyl](benzyl)amino]-cyclopentane, m.p. 67.0-68.0 °C, by using commercially available 1-aminocyclopentane carboxylic acid in the second step, and carrying out the subsequent steps as described above.

(e) Similarly prepared is 1-[N-hydroxy-carbamoyl]-1-[[4-methoxybenzenesulfonyl](3-picolyl)amino]-cyclohexane, m.p. 115 °C, by using 1-aminocyclohexanecarboxylic acid in the second step, alkylating 1-[carbomethoxy]-1-[[4-methoxybenzene)sulfonyl]amino]-cyclohexane with 3-picolyl chloride in the third step, and carrying out the other steps as described above.

(f) Similarly prepared is 1-[N-hydroxy-carbamoyl]-1-[[4-methoxybenzenesulfonyl](3-picolylamino)-cyclopropane hydrochloride, m.p. 205-207 °C, starting with 1-amino-1-cyclopropanecarboxylic acid.

Example 15: 4-[N-t-Butyloxycarbamoyl]-4-[[4-methoxybenzenesulfonyl](benzyl)amino]-1-[benzyl]-piperidine is dissolved in dichloroethane (60 mL) and ethanol (1.0 mL) in a glass sealed tube. Hydrochloric acid gas (from a lecture bottle) is bubbled through the solution for 30 minutes at -10 °C. The tube is sealed, gradually warmed to room temperature, and stirred overnight. At this point, hydrochloric acid gas is again bubbled through the reaction mixture as done previously and stirred at room temperature for an additional 24 hours. The reaction mixture is reduced to 1/3 volume in vacuo and triturated with diethyl ether. The solid is filtered off and dried in vacuo to provide 4-[N-hydroxy-carbamoyl]-4-[[4-methoxybenzenesulfonyl](benzyl)-amino]-1-[benzyl]-piperidine, m.p. 135.5-142 °C.

The starting material is prepared as follows:

A mixture of N-carboethoxy-4-piperidone (88.6 g, 517.2 mmol), sodium cyanide (30.0 g, 612.1 mmol) in water (54 mL), ammonium chloride (34.0 g, 635.5 mmol) in water (72 mL), and ammonium hydroxide (76 ml) is heated to 60-65 °C for 5 hours, and then stirred at room temperature overnight. The resulting solid is filtered off, dissolved in methylene chloride, and washed with a small amount of brine. The organic layer is dried (MgSO<sub>4</sub>), concentrated in vacuo to 1/2 volume, and triturated with hexane. The resulting precipitate is collected by filtration and dried under vacuum, to give N-carboethoxy-4-amino-4-cyanopiperidine.

A solution of N-carboethoxy-4-amino-4-cyanopiperidine (82.0 g) in water (700 mL) containing concentrated hydrochloric acid (800 mL) is stirred at room temperature for 4 days. The solvent is then evaporated to give 4-amino-4-carboxypiperidine dihydrochloride.

Into a heterogeneous mixture of 4-amino-4-carboxypiperidine dihydrochloride (61.0 g, 0.34 mmol) in methanol (600 mL) is bubbled hydrogen chloride gas at room temperature. The reaction mixture is concentrated to dryness in vacuo, dissolved in 1,4-dioxane (200 mL), and concentrated in vacuo. The residue is redissolved in methanol (1600 mL) into which hydrogen chloride gas is bubbled for 45 minutes. The reaction mixture is refluxed for 18 hours. Most of the solvent is then evaporated, the product is collected by filtration, and washed with ethyl acetate to give 4-amino-4-carbomethoxypiperidine dihydrochloride.

To a mixture of 4-amino-4-carbomethoxypiperidine dihydrochloride (6.60 g, 28.7 mmol) and potassium carbonate (18.8 g, 143.5 mmol) in dioxane/water (350 ml/176 ml) at 0 °C is added di-t-butyl-dicarbonate (8.14 g, 37.31 mmol) in dioxane (60 mL) over 2 hours. The reaction mixture is warmed to room temperature and stirred for 8 hours. To this mixture is added a solution of 4-methoxybenzenesulfonyl chloride (7.71 g, 37.31 mmol) in dioxane (60 mL) at 0 °C. The reaction mixture is stirred at room temperature overnight. An additional portion of 4-methoxybenzenesulfonyl chloride (7.71 g, 37.31 mmol) in dioxane (60 mL) is added to the mixture at 0 °C. The reaction mixture is allowed to warm to room temperature and stirred overnight. The mixture is concentrated in vacuo, diluted with water, and extracted with ethyl acetate. The aqueous layer is removed, saturated with sodium chloride, and re-extracted with ethyl acetate. The combined extracts are dried (MgSO<sub>4</sub>), and the solvent is evaporated. The crude product is purified by silica gel chromatography (50% ethylacetate/hexane) to provide 4-[[4-methoxybenzenesulfonyl]amino]-1-[(t-butoxycar-

bonyl]-4-[carbomethoxy]-piperidine, contaminated with a small amount of 4-methoxybenzene-sulfonic acid.

To a solution of 4-[[4-methoxybenzenesulfonyl]amino]-1-[(t-butoxycarbonyl)-4-[carbomethoxy]-piperidine (4.0 g, 9.30 mmol) in dimethylformamide (150 mL) at 0 °C is added sodium hydride (1.12 g, 28.0 ml, 60% in oil) followed by benzyl bromide (4.8 g, 28.0 mmol). The reaction mixture is allowed to warm to room temperature for 1 hour. The mixture is quenched with water and extracted with diethyl ether. The organic extract is dried (MgSO<sub>4</sub>) and the solvent is evaporated. The crude product is purified by silica gel chromatography (50% ethyl acetate/hexanes) to provide 4-[[4-methoxybenzenesulfonyl](benzyl)amino]-1-[(t-butoxycarbonyl)-4-[carbomethoxy] piperidine.

To a solution of 4-[[4-methoxybenzenesulfonyl](benzyl)amino]-1-[(t-butoxycarbonyl)-4-(carbomethoxy)-piperidine (1.8 g, 3.47 mmol) in ethyl acetate (10 mL) is added a hydrogen chloride gas saturated methylene chloride solution (15 mL). The reaction mixture is stirred for 4 hours at room temperature. The mixture is concentrated in vacuo to give 4-[[4-methoxybenzenesulfonyl](benzyl)amino]-4-[carbomethoxy]-piperidine.

To a solution of 4-[[4-methoxybenzenesulfonyl](benzyl)amino]-4-[carbomethoxy]-piperidine (1.0 g, 2.39 mmol) in dimethylformamide (160 mL) is added sodium hydride (287.0 mg, 7.18 mmol, 60% in oil) at 0 °C, followed by benzyl bromide (450.0 mg, 2.63 mmol). The reaction mixture is slowly warmed to room temperature and stirred overnight. The mixture is quenched with water and extracted with ethyl acetate. The combined organic layers are washed with brine, dried (Na<sub>2</sub>SO<sub>4</sub>) and the solvent is evaporated to give 4-[[4-methoxybenzenesulfonyl](benzyl)amino]-1-[benzyl]-4-[carbomethoxy]-piperidine.

A heterogeneous mixture of 4-[[4-methoxybenzenesulfonyl](benzyl)amino]-1-[benzyl]-4-[carbomethoxy]-piperidine (1.2 g, 2.26 mmol) in 50% aqueous sodium hydroxide (10 mL) and methanol (50 mL) is heated to reflux for 16 hours. The methanol is evaporated and the residue is neutralized with 4 N hydrochloric acid. The aqueous solution is extracted with ethyl acetate. The combined organic extracts are dried (NaSO<sub>4</sub>) and the solvent is evaporated to give 4-[[4-methoxybenzenesulfonyl](benzyl)amino]-1-[benzyl]-4-[carboxy]-piperidine.

To a mixture of 4-[[4-methoxybenzenesulfonyl](benzyl)amino]-1-[benzyl]-4-[carboxy]-piperidine (850.0 mg, 1.64 mmol) in methylene chloride (100 mL) containing N-methylmorpholine (0.6 ml, 5.48 mmol) and O-t-butylhydroxyl amine hydrochloride (620.0 mg, 4.94 mmol) is added N-[dimethylaminopropyl]-N'-ethylcarbodiimide hydrochloride (1.1 g, 5.74 mmol). The reaction mixture is stirred overnight at room temperature. The mixture is diluted with water and extracted with methylene chloride. The combined organic extracts are dried (Na<sub>2</sub>SO<sub>4</sub>) and the solvent is evaporated. The crude product is purified by silica gel chromatography (ethyl acetate) to provide 4-[N-t-butyloxy-carbamoyl]-4-[[4-methoxybenzenesulfonyl](benzyl)amino]-1-[benzyl]-piperidine.

Alternately, 4-[[4-methoxybenzenesulfonyl]amino]-1-[(t-butoxycarbonyl)-4-carbomethoxy]-piperidine is first hydrolyzed with sodium hydroxide to 4-[[4-methoxybenzenesulfonyl]amino]-1-[(t-butoxycarbonyl)-4-[carboxy]-piperidine. Treatment with O-t-butylhydroxylamine under conditions described above gives 4-[N-t-butyloxy-carbamoyl]-4-[[4-methoxybenzenesulfonyl](benzyl)amino]-1-[(t-butoxycarbonyl)-piperidine. Reaction with 1N hydrochloric acid in ethyl acetate yields 4-[N-t-butyloxy-carbamoyl]-4-[[4-methoxybenzenesulfonyl](benzyl)amino]-piperidine, which is treated with benzyl bromide as described above.

Similarly prepared, starting from 4-[[4-methoxybenzenesulfonyl](benzyl)amino]-4-[carbomethoxy]-piperidine, are the following:

- (a) 4-[N-Hydroxy-carbamoyl]-4-[[4-methoxybenzenesulfonyl](benzyl)-amino]-1-[dimethylaminoacetyl]-piperidine hydrochloride, m.p. 145 °C;
- (b) 4-[N-Hydroxy-carbamoyl]-4-[[4-methoxybenzenesulfonyl](benzyl)-amino]-1-[3-picolyl]-piperidine dihydrochloride, m.p. 167 °C;
- (c) 4-[N-Hydroxy-carbamoyl]-4-[[4-methoxybenzenesulfonyl](benzyl)-amino]-1-(carbomethoxymethyl)-piperidine hydrochloride, m.p. 183.5-185 °C;
- (d) 4-[N-Hydroxy-carbamoyl]-4-[[4-methoxybenzenesulfonyl](benzyl)-amino]-piperidine trifluoroacetate;
- (e) 4-[N-Hydroxy-carbamoyl]-4-[[4-methoxybenzenesulfonyl](benzyl)-amino]-1-[(t-butoxycarbonyl)-piperidine];
- (f) 4-[N-Hydroxycarbamoyl]-4-[[4-methoxybenzenesulfonyl](benzyl)-amino]-1-[methylsulfonyl]-piperidine;
- (g) 4-[N-Hydroxycarbamoyl]-4-[[4-methoxybenzenesulfonyl](benzyl)amino]-1-[methyl]piperidine hydrochloride, m.p. 185.5-187 °C;
- (h) 4-[N-Hydroxycarbamoyl]-4-[[methoxybenzenesulfonyl](benzyl)amino]-1-[morpholinocarbonyl]-piperidine, m.p. 89-91 °C;
- (i) 4-[N-Hydroxycarbamoyl]-4-[[4-methoxybenzenesulfonyl](benzyl)amino]-1-[4-picolyl]piperidine dihydrochloride, m.p. 168 °C.

Example 16: Ethyl 2-[[4-methoxybenzenesulfonyl](benzyl)amino]acetate (11.20 g, 30.9 mmol) is dissolved in methanol (100 mL). To this solution is added hydroxylamine hydrochloride (4.31 g, 62.0 mmol), followed by the addition of sodium methoxide, freshly prepared from sodium (2.14 g, 93.0 mmol) dissolved in methanol (55 mL). The reaction is stirred overnight at room temperature. The reaction is worked up by partitioning between dilute hydrochloric acid (pH= $\sim$ 3) and ethyl acetate. The aqueous phase is extracted well with ethyl acetate, the combined organic layers are dried ( $\text{Na}_2\text{SO}_4$ ), and the solvent is evaporated. The product is purified by silica gel chromatography (75 % ethyl acetate/ hexane) to give N-hydroxy-2-[[4-methoxybenzenesulfonyl](benzyl)amino]-acetamide, m.p. 112-114 °C.

The starting material is prepared as follows:

10 Benzylamine (16.0 mL, 145.2 mmol) is dissolved in chloroform (110 mL), and the solution is cooled to 0 °C. To this solution is added 4-methoxybenzenesulfonyl chloride (10.0 g, 48.4 mmol). The reaction is stirred at room temperature for 1 hour, and then refluxed for 1 hour. After cooling back to room temperature, the reaction is washed three times with 4N hydrochloric acid (200 mL), twice with water (100 mL), once with brine (50 mL), then dried ( $\text{Na}_2\text{SO}_4$ ), and the solvent is evaporated to give N-[4-methoxybenzenesulfonyl]-benzylamine.

15 Sodium hydride (1.56 g of a 50 % oil dispersion, 33.0 mmol) is suspended in tetrahydrofuran (85 mL). To this is added a solution of N-[4-methoxybenzenesulfonyl]-benzylamine (9.0 g, 32.5 mmol) also in tetrahydrofuran (85 mL), and the reaction is stirred for 30 minutes at room temperature. Then ethyl bromoacetate (5.40 mL, 48.8 mmol) is added, and the reaction is stirred overnight at room temperature. The reaction is quenched with a small amount of water, and all the solvent is removed. The crude mixture is partitioned between ethyl acetate and water, the aqueous phase is extracted several times with ethyl acetate, the combined organic layers are dried ( $\text{Na}_2\text{SO}_4$ ), and the solvent is evaporated. The product is purified by silica gel chromatography (30% ethyl acetate/hexane) to give ethyl 2-[[4-methoxybenzenesulfonyl](benzyl)amino]acetate.

25 Example 17: The following compounds are prepared similarly to Example 16:

(a) N-Hydroxy-2-[[4-methoxybenzenesulfonyl](isobutyl)amino]acetamide, m.p. 133-134 °C, by coupling isobutylamine with 4-methoxybenzenesulfonyl chloride in the first step, and carrying out the subsequent steps as described in example 16.

30 (b) N-Hydroxy-2-[[4-methoxybenzenesulfonyl](cyclohexylmethyl)amino]acetamide, m.p. 145-146 °C, by coupling cyclohexanemethylamine with 4-methoxybenzenesulfonyl chloride in the first step, and carrying out the subsequent steps as described in example 16.

(c) N-Hydroxy-2-[[4-methoxybenzenesulfonyl](cyclohexyl)amino]acetamide, m.p. 148-149 °C, by coupling cyclohexylamine with 4-methoxybenzenesulfonyl chloride in the first step, and carrying out the subsequent steps as described in example 16.

35 (d) N-Hydroxy-2-[[4-methoxybenzenesulfonyl](phenethyl)amino]acetamide, m.p. 137-138 °C, by coupling phenethylamine with 4-methoxybenzenesulfonyl chloride in the first step, and carrying out the subsequent steps as described in example 16.

(e) N-Hydroxy-2-[[4-methoxybenzenesulfonyl](3-methylbutyl)amino]acetamide, m.p. 108 °C, by coupling 1-amino-3-methylbutane with 4-methoxybenzenesulfonyl chloride in the first step, and carrying out the subsequent steps as described in example 16.

40 (f) N-Hydroxy-2-[[4-methoxybenzenesulfonyl](sec-butyl)amino]acetamide, m.p. 138 °C, by coupling (sec)-butylamine with 4-methoxybenzenesulfonyl chloride in the first step, and carrying out the subsequent steps as described in example 16.

45 (g) N-Hydroxy-2-[[4-methoxybenzenesulfonyl](tert-butyl)amino]acetamide, m.p. 150-151 °C, by coupling (tert)-butylamine with 4-methoxybenzenesulfonyl chloride in the first step, and carrying out the subsequent steps as described in example 16.

(h) N-Hydroxy-2-[[4-methoxybenzenesulfonyl](4-fluorobenzyl)amino]acetamide, m.p. 115-119 °C, by coupling 4-fluorobenzylamine with 4-methoxybenzenesulfonyl chloride in the first step, and carrying out the subsequent steps as described in example 16.

50 (i) N-Hydroxy-2-[[4-methoxybenzenesulfonyl](4-chlorobenzyl)amino]acetamide, m.p. 121-123 °C, by coupling 4-chlorobenzylamine with 4-methoxybenzenesulfonyl chloride in the first step, and carrying out the subsequent steps as described in example 16. (j) N-Hydroxy-2-[[4-methoxybenzenesulfonyl](isopropyl)amino]acetamide, m.p.

55 139-141 °C, by coupling isopropylamine with 4-methoxybenzenesulfonyl chloride in the first step, and carrying out the subsequent steps as described in example 16.

(k) N-Hydroxy-2-[[4-methoxybenzenesulfonyl](4-methylbenzyl)amino] acetamide, m.p. 133-135 °C, by coupling 4-methylbenzylamine with 4-methoxybenzenesulfonyl chloride in the first step, and carrying out the subsequent steps as described in example 16.

- (l) N-Hydroxy-2-[[4-methoxybenzenesulfonyl](3-phenyl-1-propyl)amino]acetamide by coupling 3-phenyl-1-propylamine with 4-methoxybenzenesulfonyl chloride in the first step, and carrying out the subsequent steps as described in example 16.
- 5 (m) N-Hydroxy-2-[[4-methoxybenzenesulfonyl](4-phenylbutyl)amino]acetamide, m.p. 109-112 °C, by coupling 4-phenylbutylamine with 4-methoxybenzenesulfonyl chloride in the first step, and carrying out the subsequent steps as described in example 16.
- (n) N-Hydroxy-2-[[4-methoxybenzenesulfonyl](2-cyclohexylethyl)amino]acetamide, m.p. 143-144 °C, by coupling 2-cyclohexylethylamine with 4-methoxybenzenesulfonyl chloride in the first step, and carrying out the subsequent steps as described in example 16.
- 10 (o) N-Hydroxy-2-[[4-methoxybenzenesulfonyl](4-phenylbenzyl)amino]acetamide by coupling 4-phenylbenzylamine with 4-methoxybenzenesulfonyl chloride in the first step, and carrying out the subsequent steps as described in example 16.
- (p) N-Hydroxy-2-[[4-methoxybenzenesulfonyl](2,2,2-trifluoroethyl)amino]acetamide, m.p. 142-143 °C, by coupling 2,2,2-trifluoroethylamine with 4-methoxybenzenesulfonyl chloride in the first step, and carrying out the subsequent steps as described in example 16.
- 15 (q) N-Hydroxy-2-[[benzenesulfonyl](isobutyl)amino]acetamide, m.p. 130-131 °C, by coupling isobutylamine with benzenesulfonyl chloride in the first step, and carrying out the subsequent steps as described in example 16.
- (r) N-Hydroxy-2-[[4-trifluoromethylbenzenesulfonyl](isobutyl)amino]acetamide, m.p. 130-131 °C, by coupling isobutylamine with 4-trifluoromethylbenzenesulfonyl chloride in the first step, and carrying out the subsequent steps as described in example 16.
- 20 (s) N-Hydroxy-2-[[4-chlorobenzenesulfonyl](isobutyl)amino]acetamide, m.p. 126-127 °C, by coupling isobutylamine with 4-chlorobenzenesulfonyl chloride in the first step, and carrying out the subsequent steps as described in example 16.
- 25 (t) N-Hydroxy-2-[[4-methylbenzenesulfonyl](isobutyl)amino]acetamide, m.p. 138-140 °C, by coupling isobutylamine with 4-methylbenzenesulfonyl chloride in the first step, and carrying out the subsequent steps as described in example 16.
- (u) N-Hydroxy-2-[[4-fluorobenzenesulfonyl](isobutyl)amino]acetamide, m.p. 144-146 °C, by coupling isobutylamine with 4-fluorobenzenesulfonyl chloride in the first step, and carrying out the subsequent steps as described in example 16.
- 30 (v) N-Hydroxy-2-[[2-thiophenesulfonyl](isobutyl)amino]acetamide by coupling isobutylamine with 2-thiophenesulfonyl chloride in the first step, and carrying out the subsequent steps as described in example 16.
- (w) N-Hydroxy-2-[[benzenesulfonyl](benzyl)amino]acetamide, m.p. 90-93 °C, by coupling benzylamine with benzenesulfonyl chloride in the first step, and carrying out the subsequent steps as described in example 16.
- 35 (x) N-Hydroxy-2-[[4-nitrobenzenesulfonyl](isobutyl)amino]acetamide, m.p. 128-130 °C, by coupling isobutylamine with 4-nitrobenzenesulfonyl chloride in the first step, and carrying out the subsequent steps as described in example 16.
- 40 (y) N-Hydroxy-2-[[4-(tert)-butylbenzenesulfonyl](isobutyl)amino]acetamide, m.p. 113-114 °C, by coupling isobutylamine with 4-(tert)-butylbenzenesulfonyl chloride in the first step, and carrying out the subsequent steps as described in example 16.
- (z) N-Hydroxy-2-[[4-methylsulfonylbenzenesulfonyl](isobutyl)amino]acetamide, m.p. 159-161 °C, by coupling isobutylamine with 4-methylsulfonylbenzenesulfonyl chloride in the first step, and carrying out the subsequent steps as described in example 16.
- 45 (aa) N-Hydroxy-2-[[3-trifluoromethylbenzenesulfonyl](isobutyl)amino]acetamide m.p. 140-141 °C, by coupling isobutylamine with 3-trifluoromethylbenzenesulfonyl chloride in the first step, and carrying out the subsequent steps as described in example 16.
- (bb) N-Hydroxy-2-[[2,4,6-trimethylbenzenesulfonyl](isobutyl)amino]acetamide, m.p. 142-143 °C, by coupling isobutylamine with 2,4,6-trimethylbenzenesulfonyl chloride in the first step, and carrying out the subsequent steps as described in example 16.
- 50 (cc) N-Hydroxy-2-[[2,5-dimethoxybenzenesulfonyl](isobutyl)amino]acetamide, m.p. 50-53 °C, by coupling isobutylamine with 2,5-dimethoxybenzenesulfonyl chloride in the first step, and carrying out the subsequent steps as described in example 16.
- 55 (dd) N-Hydroxy-2-[[3,4-dimethoxybenzenesulfonyl](isobutyl)amino]acetamide, m.p. 146-148 °C, by coupling isobutylamine with 3,4-dimethoxybenzenesulfonyl chloride in the first step, and carrying out the subsequent steps as described in example 16.

(ee) N-Hydroxy-2-[[2,4,6-triisopropylbenzenesulfonyl](isobutyl)amino]acetamide, m.p. 131-133 °C, by coupling isobutylamine with 2,4,6-triisopropylbenzenesulfonyl chloride in the first step, and carrying out the subsequent steps as described above.

(ff) N-Hydroxy-2-[[3,5-dimethylisoxazole-4-sulfonyl(benzyl)amino]acetamide, m.p. 140 °C, by coupling benzylamine with 3,5-dimethylisoxazole-4-sulfonyl chloride in the first step, and carrying out the subsequent steps as described in example 16.

(gg) N-Hydroxy-2-[[2,4-dimethylthiazole-5-sulfonyl(benzyl)amino]acetamide, m.p. 55 °C, by coupling benzylamine with 2,4-dimethylthiazole-5-sulfonyl chloride in the first step, and carrying out the subsequent steps as described in example 16.

Example 18: Ethyl 2-[[4-methoxybenzenesulfonyl](4-methoxybenzyl)amino]acetate (0.90 g, 2.3 mmol) is dissolved in methanol (20 mL). To this solution is added hydroxylamine hydrochloride (0.80 g, 11.5 mmol), followed by the addition of sodium methoxide (5.2 mL of a 2.67M solution). The reaction is stirred overnight at room temperature. The reaction is worked up by partitioning between dilute hydrochloric acid (pH ~3) and ethyl acetate. The aqueous phase is extracted well with ethyl acetate, the combined organic layers are washed with brine, dried (Na<sub>2</sub>SO<sub>4</sub>), and the solvent is evaporated. The product is recrystallized from ether/ethyl acetate to give N-hydroxy-2-[[4-methoxybenzenesulfonyl](4-methoxybenzyl)amino]acetamide, m.p. 134-135.5 °C.

The starting material is prepared as follows:

Glycine ethyl ester hydrochloride (31.39 g, 225.0 mmol) is dissolved in dioxane (150 mL) and water (150 mL), triethylamine (69.0 mL, 495.0 mmol) is added, and the solution is cooled to 0 °C. To this solution is added 4-methoxybenzenesulfonyl chloride (51.15 g, 248.0 mmol) over 10 minutes. The reaction is warmed to room temperature and stirred overnight. The next day the mixture is reduced to one-half volume by evaporating solvent, diluted with 1N sodium hydroxide, and extracted well with ether. The combined organic layers are washed with brine, dried (Na<sub>2</sub>SO<sub>4</sub>), and the solvent is evaporated. The product is recrystallized from ether/ethyl acetate/hexanes to give ethyl 2-[[4-methoxybenzenesulfonyl]amino]acetate.

To a suspension of sodium hydride (0.906 g, 22.67 mmol) in dimethylformamide (50.0 mL), is added ethyl 2-[[4-methoxybenzenesulfonyl]amino]acetate (4.13 g, 15.11 mmol) and 4-methoxybenzyl chloride (2.17 mL, 15.87 mmol), and the reaction is stirred overnight at room temperature. The reaction is cooled to 0 °C, quenched with 1N hydrochloric acid, and extracted well with ether. The combined organic layers are washed with brine, dried (Na<sub>2</sub>SO<sub>4</sub>), and the solvent is evaporated. The product is recrystallized from ether/hexanes to give ethyl 2-[[4-methoxybenzenesulfonyl](4-methoxybenzyl)amino]acetate.

Example 19: The following compounds are prepared similarly to example 18:

(a) N-Hydroxy-2-[[4-methoxybenzenesulfonyl](2-picolyl)amino]acetamide, m.p. 138.5-139.5 °C, by alkylating ethyl 2-[[4-methoxybenzenesulfonyl]amino]acetate with 2-picolyl chloride in the second step, and carrying out the other steps as described in example 18.

(b) N-Hydroxy-2-[[4-methoxybenzenesulfonyl](3-picolyl)amino]acetamide, m.p. 144-145 °C, by alkylating ethyl 2-[[4-methoxybenzenesulfonyl]amino]acetate with 3-picolyl chloride in the second step, and carrying out the other steps as described in example 18.

(c) N-Hydroxy-2-[[4-methoxybenzenesulfonyl](piperonyl)amino]acetamide, m.p. 143-144 °C, by alkylating ethyl 2-[[4-methoxybenzenesulfonyl]amino]acetate with piperonyl chloride in the second step, and carrying out the other steps as described in example 18.

(d) N-Hydroxy-2-[[4-methoxybenzenesulfonyl](2-piperidinylethyl)amino]acetamide, m.p. 120-122 °C, by alkylating ethyl 2-[[4-methoxybenzenesulfonyl]amino]acetate with N-(2-chloroethyl)-piperidine in the second step, and carrying out the other steps as described in example 18.

Example 20: (a) N-(t-Butyloxy)-2-[[4-methoxybenzenesulfonyl](2-quinolinylmethyl)amino]acetamide (1.15g, 2.42 mmol) is dissolved in methylene chloride (30.0 mL) and ethanol (0.20 mL) in a glass sealed tube. Hydrochloric acid gas (from a lecture bottle) is bubbled through the solution for 20 minutes, and then the tube is sealed and stands at room temperature overnight. The next day, additional hydrochloric acid gas is bubbled through the solution for 20 minutes, more ethanol (0.20 mL) is added, and then the tube is sealed and stands at room temperature for two days. After that time, the solvent is removed. The product is purified by silica gel chromatography (5% to 15% methanol/methylene chloride with ~1% ammonium hydroxide) to give N-hydroxy-2-[[4-methoxybenzenesulfonyl](2-quinolinylmethyl)amino]acetamide, m.p. 177-178 °C.

The starting material is prepared as follows:

To a suspension of sodium hydride (0.84 g, 35.0 mmol) in dimethylformamide (120.0 mL), is added ethyl 2-[[4-methoxybenzenesulfonyl]amino]acetate (3.19 g, 11.67 mmol) and 2-(chloromethyl)quinoline (2.62 g, 12.26 mmol), and the reaction is stirred for three days at room temperature. Then, additional NaH (0.46 g, 11.67 mmol) is added, and the reaction is heated to 50 °C for 5 hours. The reaction is cooled to 0 °C,

quenched with water, and extracted well with ether. The combined organic layers are washed with brine, dried ( $\text{Na}_2\text{SO}_4$ ), and the solvent is removed to give ethyl 2-[[4-methoxybenzenesulfonyl](2-quinolinylmethyl)amino]acetate.

5 Ethyl 2-[[4-methoxybenzenesulfonyl](2-quinolinylmethyl)amino]acetate (4.0g, 9.63 mmol) is dissolved in tetrahydrofuran (70.0 mL). To this solution is added lithium hydroxide (18.0 mL of a 1N aqueous solution, 18.0 mmol), and the reaction is stirred at room temperature overnight. The tetrahydrofuran is evaporated, the reaction is then acidified to  $\text{pH} \approx 3$  using 1N hydrochloric acid, and extracted well with ethyl acetate.

The combined organic layers are dried ( $\text{Na}_2\text{SO}_4$ ), and the solvent is evaporated to give 2-[[4-methoxybenzenesulfonyl](2-quinolinylmethyl)amino]acetic acid hydrochloride.

10 2-[[4-methoxybenzenesulfonyl](2-quinolinylmethyl)amino]acetic acid hydrochloride (1.49 g, 3.35 mmol), 1-hydroxybenzotriazole (0.539 g, 3.52 mmol), 4-methylmorpholine (1.55 mL, 14.9 mmol), and O-t-butylhydroxyl amine hydrochloride (0.464 g, 3.70 mmol) are dissolved in methylene chloride (50.0 mL), and the reaction is cooled to  $0^\circ\text{C}$ . To this solution is added N-[dimethylaminopropyl]-N'-ethylcarbodiimide hydrochloride (1.35 g, 7.04 mmol), and the reaction is allowed to warm up to room temperature and stir  
15 overnight. The reaction is diluted with more methylene chloride, and the organic layer is washed with saturated sodium bicarbonate, brine, dried ( $\text{MgSO}_4$ ), and the solvent is evaporated. The product is purified by silica gel chromatography (1% methanol/methylene chloride) to give N-(t-butyloxy)-2-[[4-methoxybenzenesulfonyl](2-quinolinylmethyl)amino]acetamide.

(b) Similarly prepared is N-hydroxy-2-[[4-methoxybenzenesulfonyl](4-picolyl)amino]-acetamide hydrochloride, m.p.  $193^\circ\text{C}$ , by alkylating ethyl 2-[[4-methoxybenzenesulfonyl]amino]acetate with 4-picolyl chloride in the second step, and carrying out the other steps as described above.

20 Example 21: (a) 2-[[4-Methoxybenzenesulfonyl](6-chloropiperonyl)amino]acetic acid (1.87 g, 4.51 mmol) is dissolved in methylene chloride (45.0 mL). To this solution is added oxalyl chloride (0.784 mL, 9.02 mmol) and dimethylformamide (0.35 mL, 4.51 mmol), and the reaction is stirred at room temperature for 60  
25 minutes. Meanwhile, in a separate flask, hydroxylamine hydrochloride (1.25 g, 18.04 mmol) and triethylamine (3.77 mL, 27.06 mmol) are stirred in tetrahydrofuran (20.0 mL) and water (5.0 mL) at  $0^\circ\text{C}$  for 15 minutes. After 60 minutes, the methylene chloride solution is added in one portion to the second flask, and the combined contents are stirred overnight as the flask gradually warms up to room temperature. The reaction is then diluted with acidic water ( $\text{pH} \approx 3$ ), and extracted several times with ethyl acetate. The  
30 combined organic layers are dried ( $\text{Na}_2\text{SO}_4$ ), and the solvent is evaporated. The product is recrystallized from ethyl acetate/methanol/acetone to give N-hydroxy-2-[[4-methoxybenzenesulfonyl](6-chloropiperonyl)amino] acetamide, m.p.  $168\text{--}169^\circ\text{C}$ .

The starting material is prepared as follows:

To a suspension of sodium hydride (1.08 g, 27.06 mmol) in dimethylformamide (180.0 mL), is added ethyl  
35 2-[[4-methoxybenzenesulfonyl]amino]acetate (4.93 g, 18.04 mmol) and 6-chloropiperonyl chloride (3.88 g, 19.0 mmol), and the reaction is stirred overnight at room temperature. The reaction is cooled to  $0^\circ\text{C}$ , quenched with 1N hydrochloric acid, and extracted well with ether. The combined organic layers are washed with brine, dried ( $\text{Na}_2\text{SO}_4$ ), and the solvent is evaporated. The product is recrystallized from ether/hexanes to give ethyl 2-[[4-methoxybenzenesulfonyl](6-chloropiperonyl)amino]acetate.

40 Ethyl 2-[[4-methoxybenzenesulfonyl](6-chloropiperonyl)amino]acetate (2.12g, 4.79 mmol) is dissolved in tetrahydrofuran (40.0 mL). To this solution is added lithium hydroxide (10.0 mL of a 1N aqueous solution, 10.0 mmol), and the reaction is stirred at room temperature overnight. The tetrahydrofuran is evaporated, the reaction is then acidified to  $\text{pH} \approx 3$  using 1N hydrochloric acid, and extracted well with ethyl acetate. The combined organic layers are dried ( $\text{Na}_2\text{SO}_4$ ), and the solvent is evaporated to give 2-[[4-methoxybenzenesulfonyl](6-chloropiperonyl)amino]acetic acid.  
45

(b) Similarly prepared is N-hydroxy-2-[[4-methoxybenzenesulfonyl](3,4,5-trimethoxybenzyl)amino]-acetamide, m.p.  $116\text{--}118^\circ\text{C}$ , by alkylating ethyl 2-[[4-methoxybenzenesulfonyl]amino]acetate with 3,4,5-trimethoxybenzyl chloride in the second step, and carrying out the other steps as described above.

(c) Similarly prepared is N-hydroxy-2-[[4-methoxybenzenesulfonyl](3-methoxybenzyl)amino]acetamide,  
50 m.p.  $118\text{--}119^\circ\text{C}$ , by alkylating ethyl 2-[[4-methoxybenzenesulfonyl]amino]acetate with 3-methoxybenzyl chloride in the second step, and carrying out the other steps as described above.

Example 22: Ethyl 2-[[4-methoxybenzenesulfonyl](2-[4-morpholino]ethyl)amino]acetate (7.1 g, 18.4 mmol) is dissolved in ethanol (100 mL), followed by the addition of sodium spheres (1.1 g). To this solution is added hydroxylamine hydrochloride (2.47 g, 35.5 mmol). The reaction is refluxed overnight. The reaction  
55 is worked up by removing most of the solvent, and partitioning between saturated sodium bicarbonate and ethyl acetate. The aqueous phase is extracted well with ethyl acetate, the combined organic layers are washed with brine, dried ( $\text{MgSO}_4$ ), and the solvent is evaporated. The product is purified by silica gel chromatography (80% ethyl acetate/16% methanol/4% acetic acid). The solvent is removed to give the