

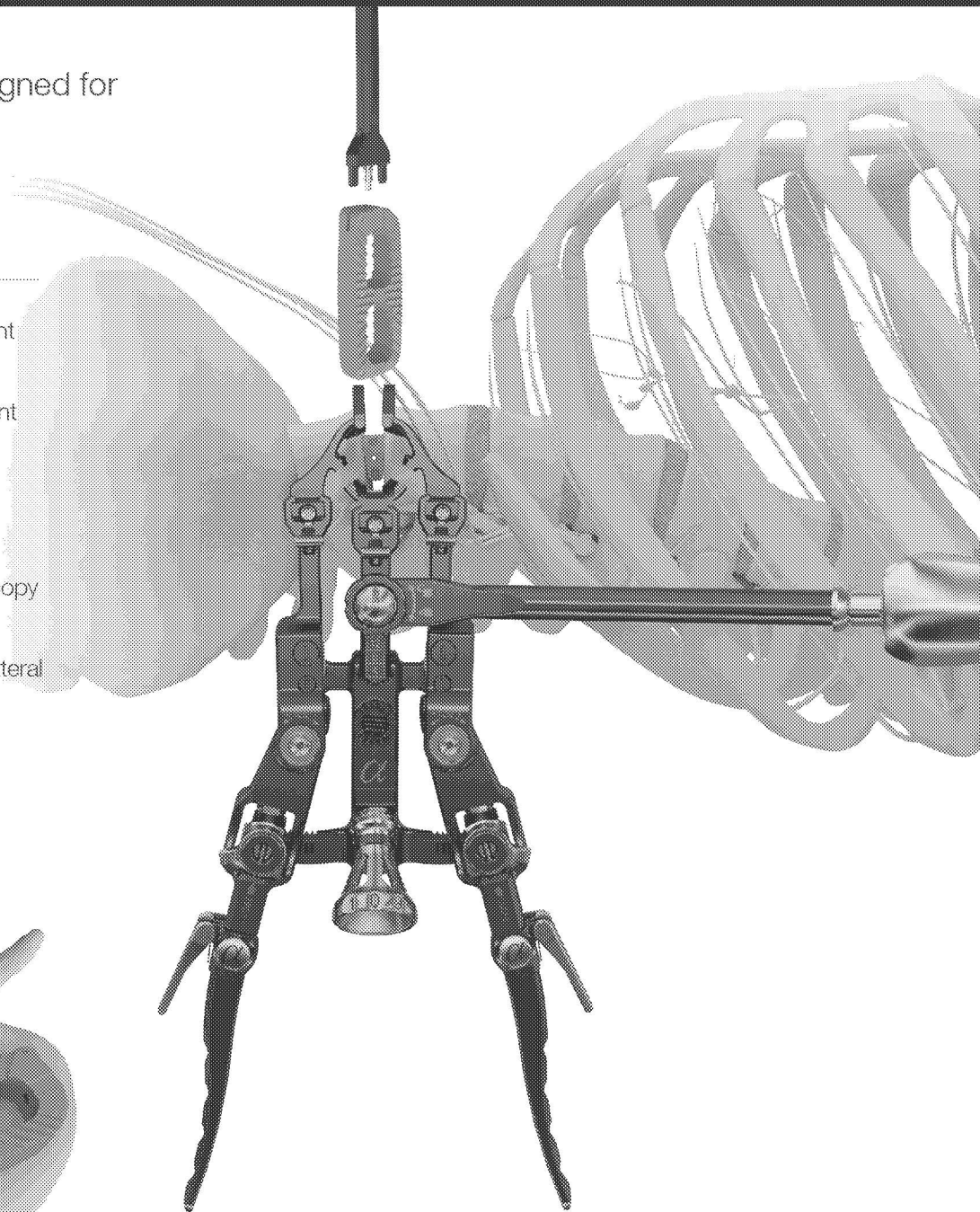
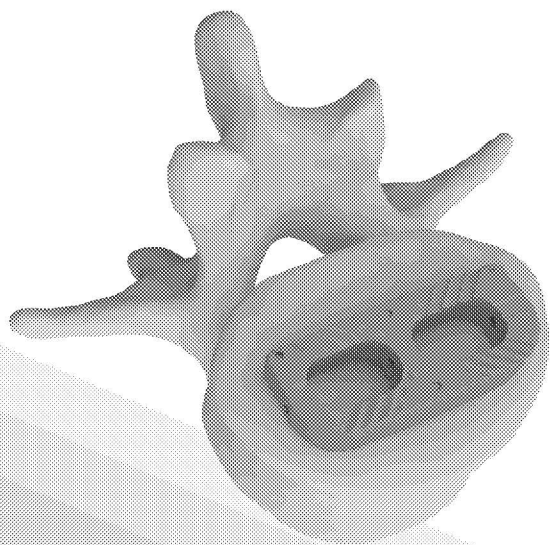
# Battalion™ Lateral

## Lumbar Spacer System

Fortified Lateral Cages Designed for Precision Placement

### FEATURES

- Robust Inserter interface resists implant breakage
- E.T.A. Inserter enables one step implant loading
- Anti-migration chevron tooth pattern
- True lordotic measurement
- Modular Inserter for improved fluoroscopy compatibility
- Straight, cranial/caudal, and medial/lateral angled insertion



**Alphatec Spine®**

NUVASIVE - EXHIBIT 2037

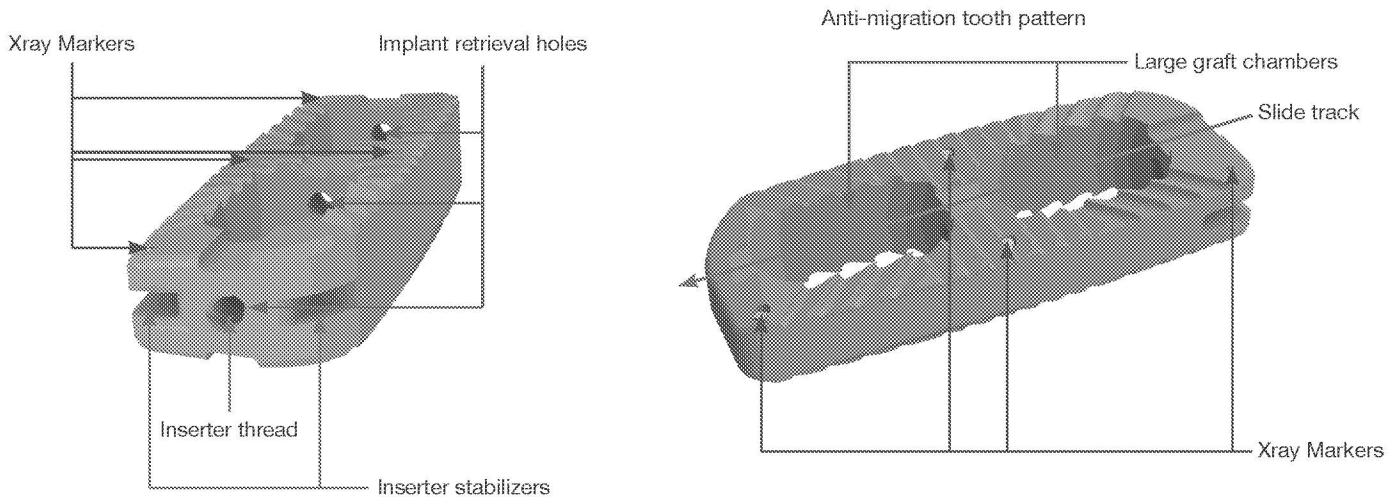
Alphatec Holdings Inc. et al. v. NuVasive, Inc.

IPR2019-00362

ATEC\_LLIF000167222

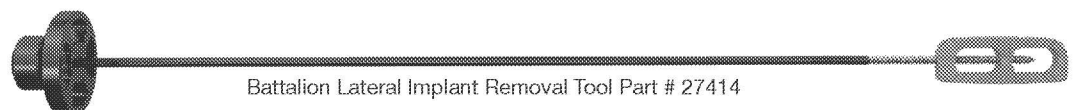

## IMPLANT FEATURES:

- ◆ Simplified insertion process with one step locking onto the inserter
- ◆ Chevron tooth pattern provides anti-migration support
- ◆ Integrated implant slide track enables control of interbody placement
- ◆ Lordosis options designed to promote sagittal balance
- ◆ Maximized lordotic angles dependent on implant size while maintaining implant strength

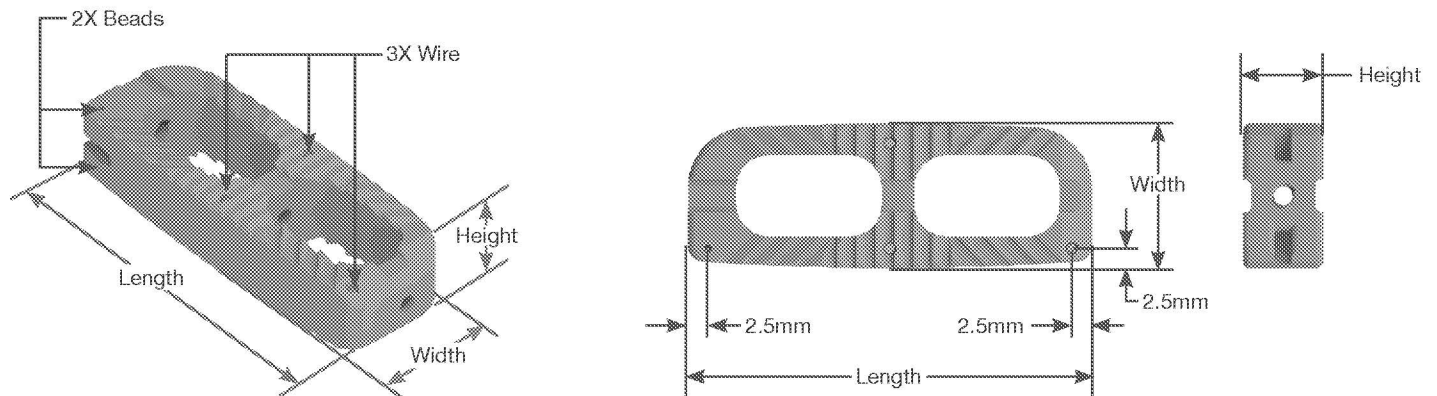


## INSERTER FEATURES:

- ◆ E.T.A. (Engage, Twist, Attach) Inserter enables one-step locking onto the inserter
- ◆ Inserter stabilizers distribute impaction forces making the implant resistant to breakage
- ◆ Modular handles facilitate C-arm mobility with the Inserter still connected to the implant
- ◆ Straight and angled insertion options
- ◆ Inserter easily reattaches to the implant
- ◆ Implant can be retrieved via the Retrieval Tool from either side



IMPLANT GUIDE - PARALLEL (0° LORDOSIS)



**Radiopaque Markers: 3x Wires and 2x Beads**

- 1x Wire at distal posterior corner
- 2x Wires at medial center line of the implant
- 2x Beads at the proximal posterior corners, top and bottom of the implant
- All are positioned at the surface of the implant

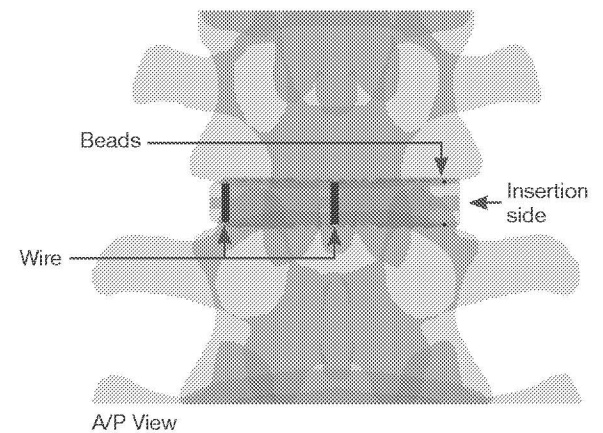
**LLIF implant width, height, length:**

- Width is measured at mid-point of implant
- Height is measured from superior surface to inferior surface
- Length is measured from the flat surfaces on the lateral borders of the implant

IMPLANT TOTE I.D.

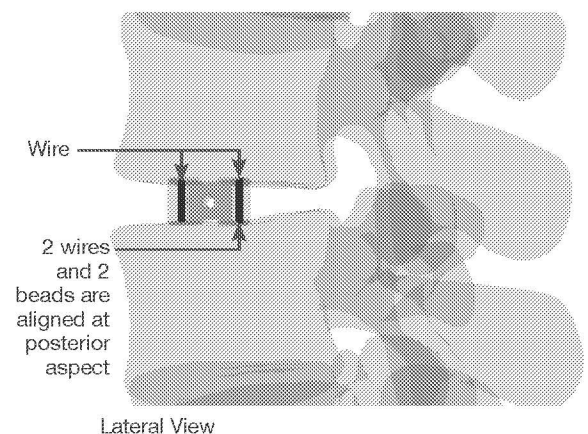
18mm Width - Parallel

Height	45mm Length	50mm Length	55mm Length	60mm Length	Lordosis
8mm	27024-0032-S	27024-0047-S	27024-0062-S	27024-0077-S	0°
10mm	27024-0034-S	27024-0049-S	27024-0064-S	27024-0079-S	0°
12mm	27024-0036-S	27024-0051-S	27024-0066-S	27024-0081-S	0°
14mm	—	27024-0053-S	—	—	0°

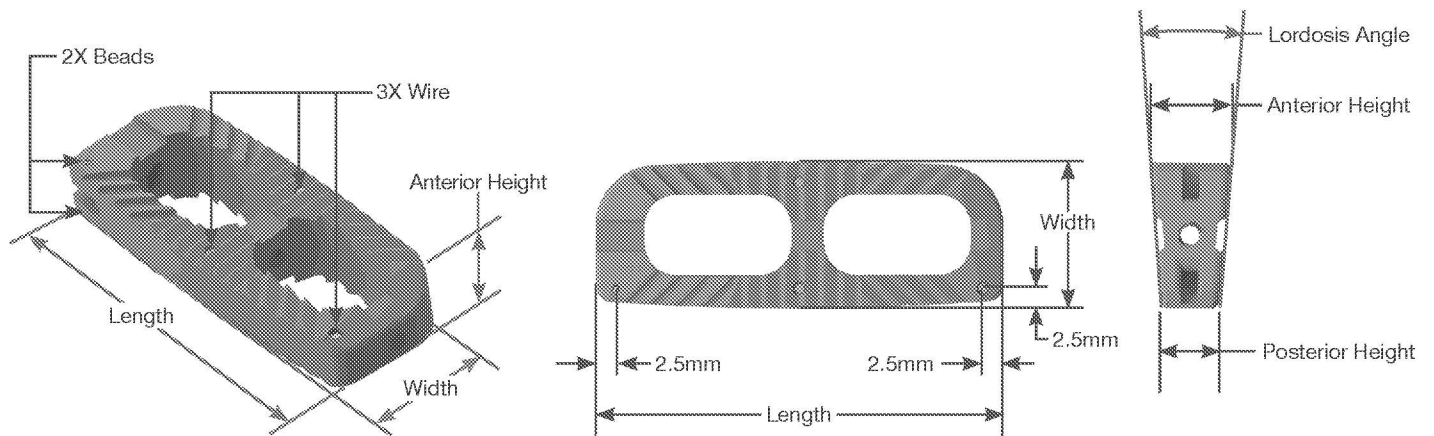


22mm Width - Parallel

Height	45mm Length	50mm Length	55mm Length	60mm Length	Lordosis
8mm	27024-0662-S	27024-0677-S	27024-0692-S	27024-0707-S	0°
10mm	27024-0664-S	27024-0679-S	27024-0694-S	27024-0709-S	0°
12mm	27024-0666-S	27024-0681-S	27024-0696-S	27024-0711-S	0°
14mm	—	27024-0683-S	—	—	0°



IMPLANT GUIDE - LORDOTIC



Radiopaque Markers: 3x Wires and 2x Beads

- 1x Wire at distal posterior corner
- 2x Wires at medial center line of the implant
- 2x Beads at the proximal posterior corners, top and bottom of the implant
- All are positioned at the surface of the implant

LLIF implant width, height, length:

- Width is measured at mid-point of implant
- Height is measured from superior surface to inferior surface
- Length is measured from the flat surfaces on the lateral border of the implant



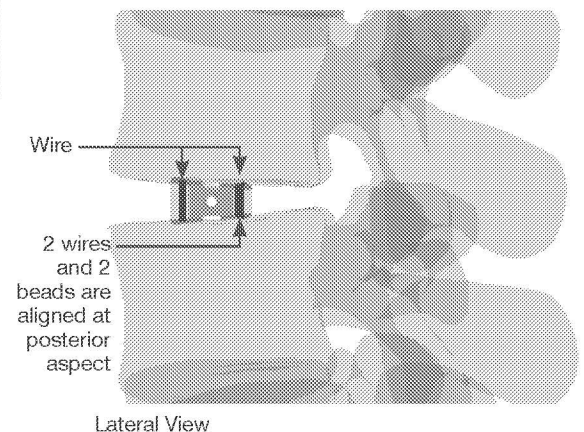
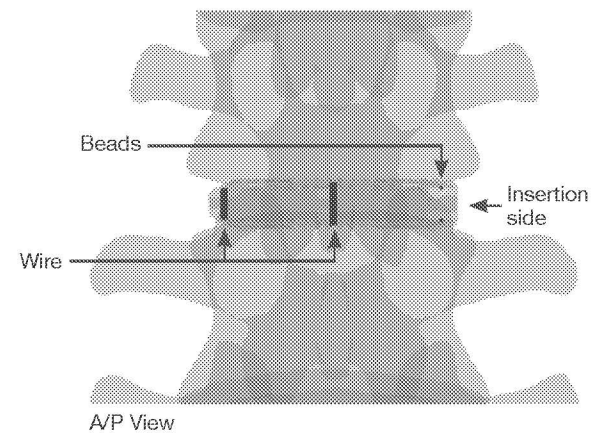
IMPLANT TOTE I.D.

18mm Width - Lordotic

Anterior Height	45mm Length	50mm Length	55mm Length	60mm Length	Lordosis
8mm	27024-0452-S	27024-0467-S	27024-0482-S	27024-0497-S	6°
10mm	27024-0454-S	27024-0469-S	27024-0484-S	27024-0499-S	10°
12mm	27024-0456-S	27024-0471-S	27024-0486-S	27024-0501-S	15°
14mm	—	27024-0473-S	—	—	15°
16mm	—	27024-0475-S	—	—	15°

22mm Width - Lordotic

Anterior Height	45mm Length	50mm Length	55mm Length	60mm Length	Lordosis
8mm	27024-1292-S	27024-1307-S	27024-1322-S	27024-1337-S	6°
10mm	27024-1294-S	27024-1309-S	27024-1324-S	27024-1339-S	10°
12mm	27024-1296-S	27024-1311-S	27024-1326-S	27024-1341-S	15°
14mm	—	27024-1313-S	—	—	15°
16mm	—	27024-1315-S	—	—	15°



## IMPLANT SIZES AND GRAFT VOLUME APPENDIX – 18MM WIDE

## 18mm Width - Parallel

Height (mm)	Length (mm)	Part Number	Posterior Height (mm)	Anterior Height (mm)	Lordosis	Graft Volume (cc)
8	45	27024-0032-S	8	8	Parallel	2.26
8	50	27024-0047-S	8	8	Parallel	2.66
8	55	27024-0062-S	8	8	Parallel	3.06
8	60	27024-0077-S	8	8	Parallel	3.46
10	45	27024-0034-S	10	10	Parallel	2.83
10	50	27024-0049-S	10	10	Parallel	3.33
10	55	27024-0064-S	10	10	Parallel	3.83
10	60	27024-0079-S	10	10	Parallel	4.33
12	45	27024-0036-S	12	12	Parallel	3.39
12	50	27024-0051-S	12	12	Parallel	3.99
12	55	27024-0066-S	12	12	Parallel	4.59
12	60	27024-0081-S	12	12	Parallel	5.19
14	50	27024-0053-S	14	14	Parallel	4.66

## 18mm Width - Lordotic - 6°, 10°, 15°

Height (mm)	Length (mm)	Part Number	Posterior Height (mm)	Anterior Height (mm)	Lordosis	Graft Volume (cc)
8	45	27024-0452-S	6.46	8	6°	2.04
8	50	27024-0467-S	6.46	8	6°	2.41
8	55	27024-0482-S	6.46	8	6°	2.77
8	60	27024-0497-S	6.46	8	6°	3.13
10	45	27024-0454-S	7.19	10	10°	2.43
10	50	27024-0469-S	7.19	10	10°	2.86
10	55	27024-0484-S	7.19	10	10°	3.29
10	60	27024-0499-S	7.19	10	10°	3.72
12	45	27024-0456-S	7.77	12	15°	2.80
12	50	27024-0471-S	7.77	12	15°	3.30
12	55	27024-0486-S	7.77	12	15°	3.79
12	60	27024-0501-S	7.77	12	15°	4.29
14	50	27024-0473-S	9.77	14	15°	3.96
16	50	27024-0475-S	11.77	16	15°	4.63

IMPLANT SIZES AND GRAFT VOLUME APPENDIX – 22MM WIDE

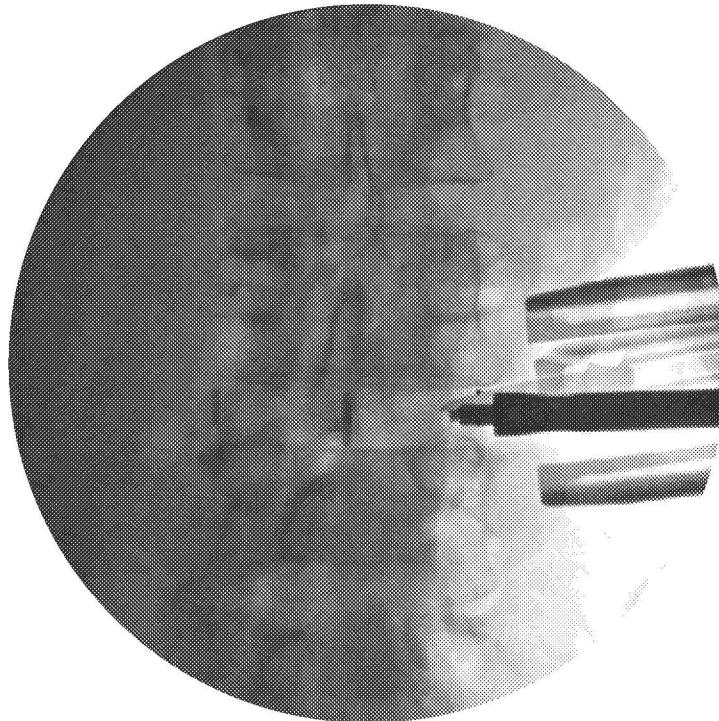
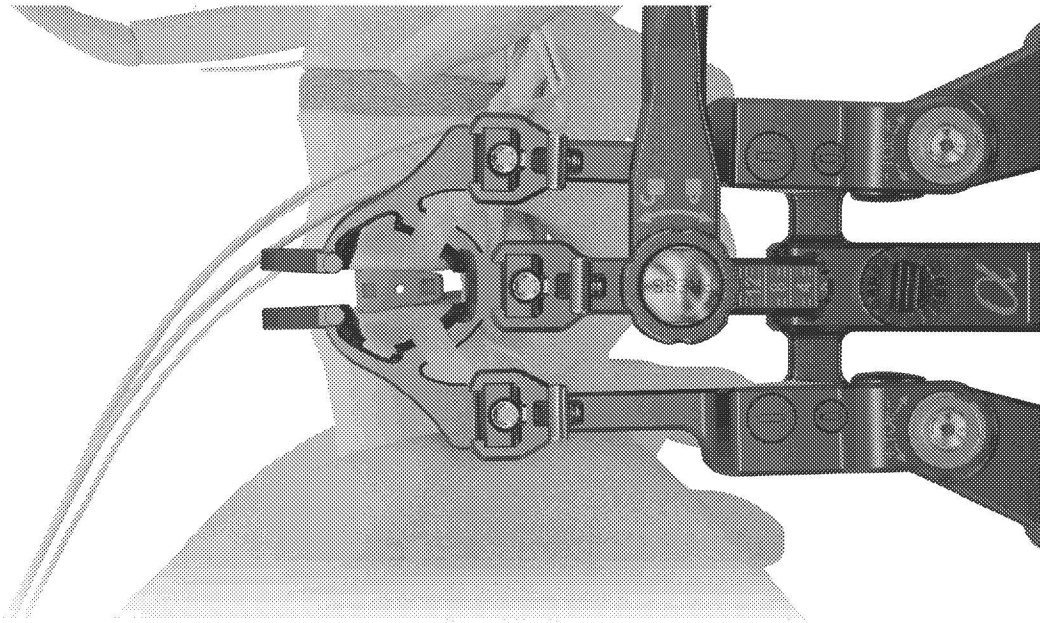
22mm Width - Parallel

Height (mm)	Length (mm)	Part Number	Posterior Height (mm)	Anterior Height (mm)	Lordosis	Graft Volume (cc)
8	45	27024-0662-S	8	8	Parallel	2.34
8	50	27024-0677-S	8	8	Parallel	2.78
8	55	27024-0692-S	8	8	Parallel	3.22
8	60	27024-0707-S	8	8	Parallel	3.48
10	45	27024-0664-S	10	10	Parallel	2.93
10	50	27024-0679-S	10	10	Parallel	3.48
10	55	27024-0694-S	10	10	Parallel	4.03
10	60	27024-0709-S	10	10	Parallel	4.36
12	45	27024-0666-S	12	12	Parallel	3.51
12	50	27024-0681-S	12	12	Parallel	4.17
12	55	27024-0696-S	12	12	Parallel	4.83
12	60	27024-0711-S	12	12	Parallel	5.23
14	50	27024-0683-S	14	14	Parallel	4.87

22mm Width - Lordotic - 6°, 10°, 15°

Height (mm)	Length (mm)	Part Number	Posterior Height (mm)	Anterior Height (mm)	Lordosis	Graft Volume (cc)
8	50	27024-1307-S	6.08	8	6°	2.46
8	55	27024-1322-S	6.08	8	6°	2.85
8	60	27024-1337-S	6.08	8	6°	3.09
10	45	27024-1294-S	6.49	10	10°	2.44
10	50	27024-1309-S	6.49	10	10°	2.90
10	55	27024-1324-S	6.49	10	10°	3.36
10	60	27024-1339-S	6.49	10	10°	3.63
12	45	27024-1296-S	6.72	12	15°	2.78
12	50	27024-1311-S	6.72	12	15°	3.31
12	55	27024-1326-S	6.72	12	15°	3.83
12	60	27024-1341-S	6.72	12	15°	4.14
14	50	27024-1313-S	8.72	14	15°	4.00
16	50	27024-1315-S	10.72	16	15°	4.70

Blank page with horizontal dotted lines for writing.



**CORPORATE HEADQUARTERS**

6315 El Camino Real  
Carlsbad, California 92008

**CUSTOMER SERVICE**

Toll Free: 800.922.1368  
Local: 760.431.9256  
Fax: 800.431.1624

Battalion is a trademark and the Alphatec Spine logo is a registered trademark of Alphatec Spine, Inc. © 2017 Alphatec Spine, Inc. All rights reserved.