

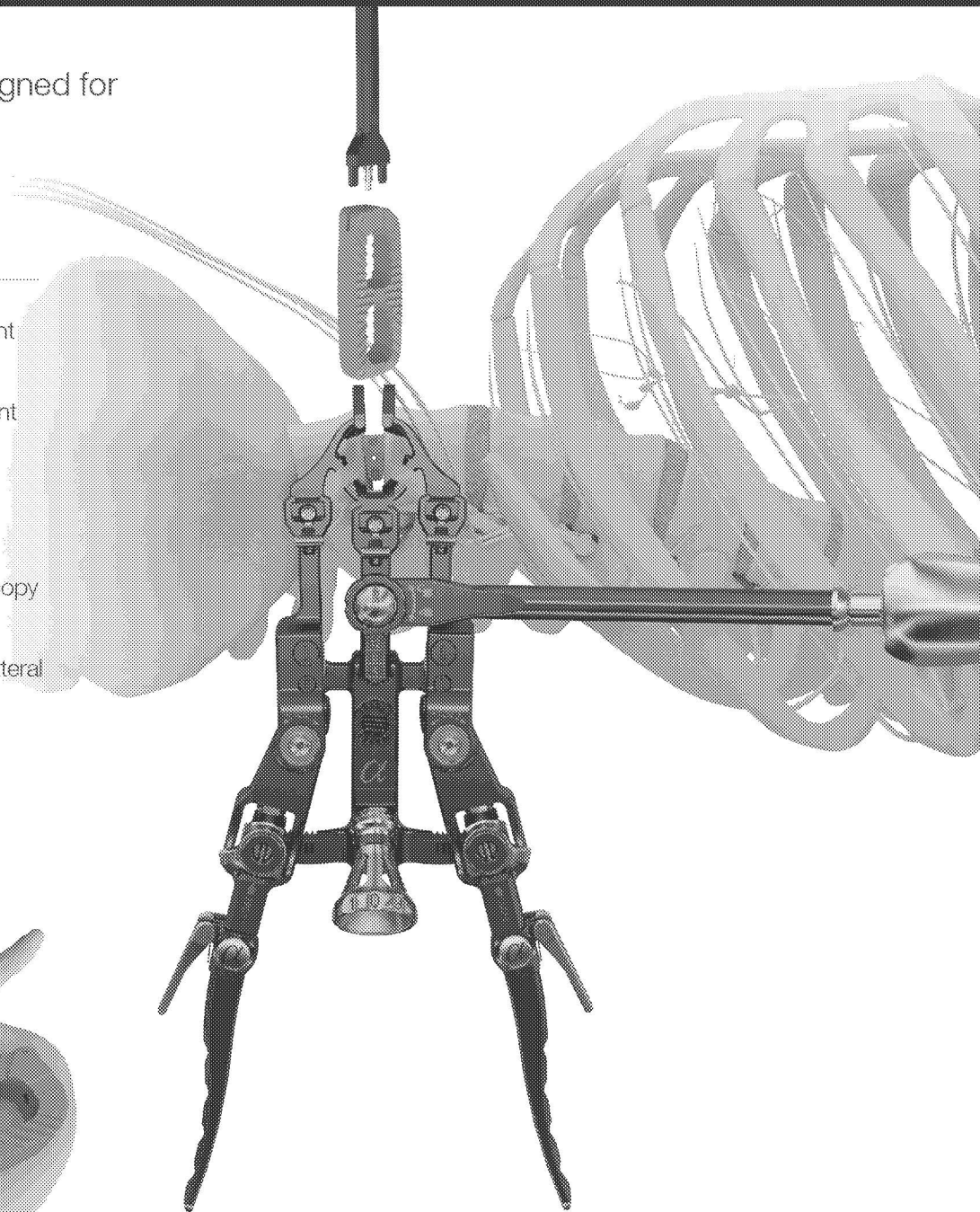
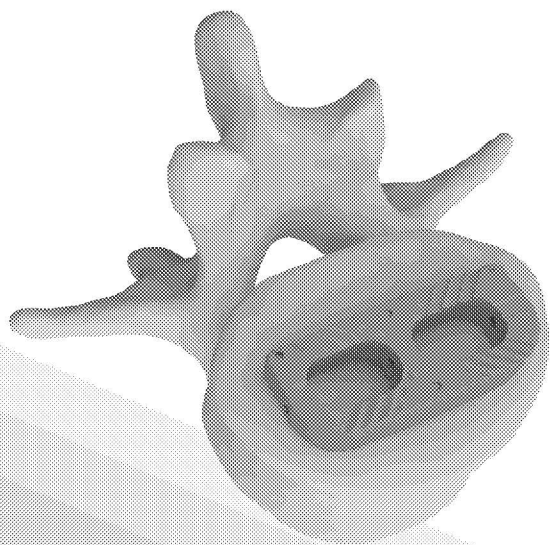
Battalion™ Lateral

Lumbar Spacer System

Fortified Lateral Cages Designed for Precision Placement

FEATURES

- Robust Inserter interface resists implant breakage
- E.T.A. Inserter enables one step implant loading
- Anti-migration chevron tooth pattern
- True lordotic measurement
- Modular Inserter for improved fluoroscopy compatibility
- Straight, cranial/caudal, and medial/lateral angled insertion



Alphatec Spine®

NUVASIVE - EXHIBIT 2037

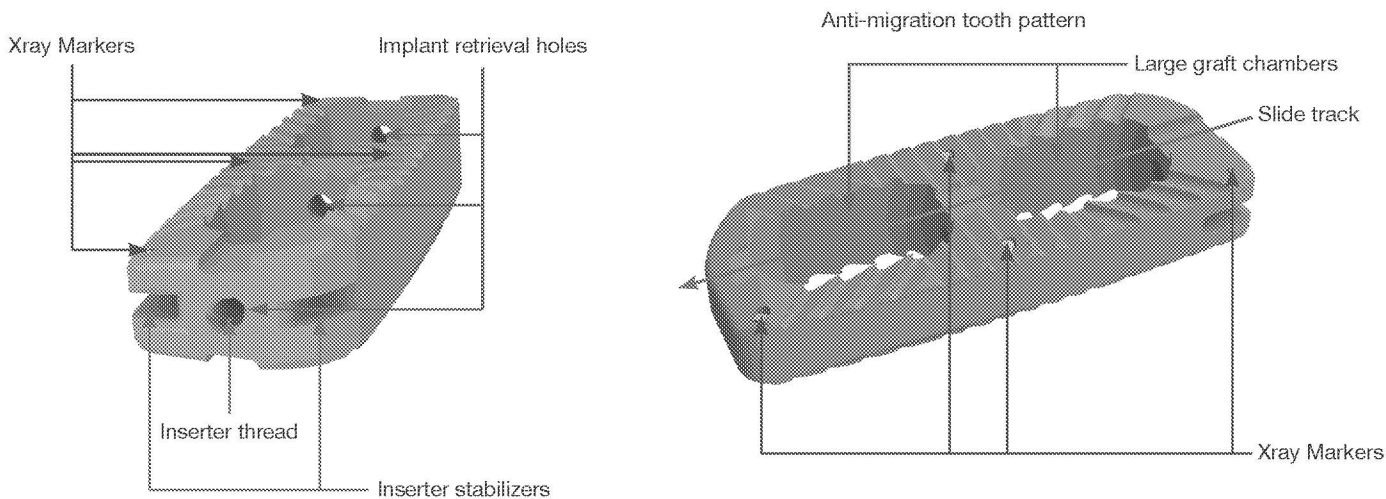
Alphatec Holdings Inc. et al. v. NuVasive, Inc.

IPR2019-00362

ATEC_LLIF000167222

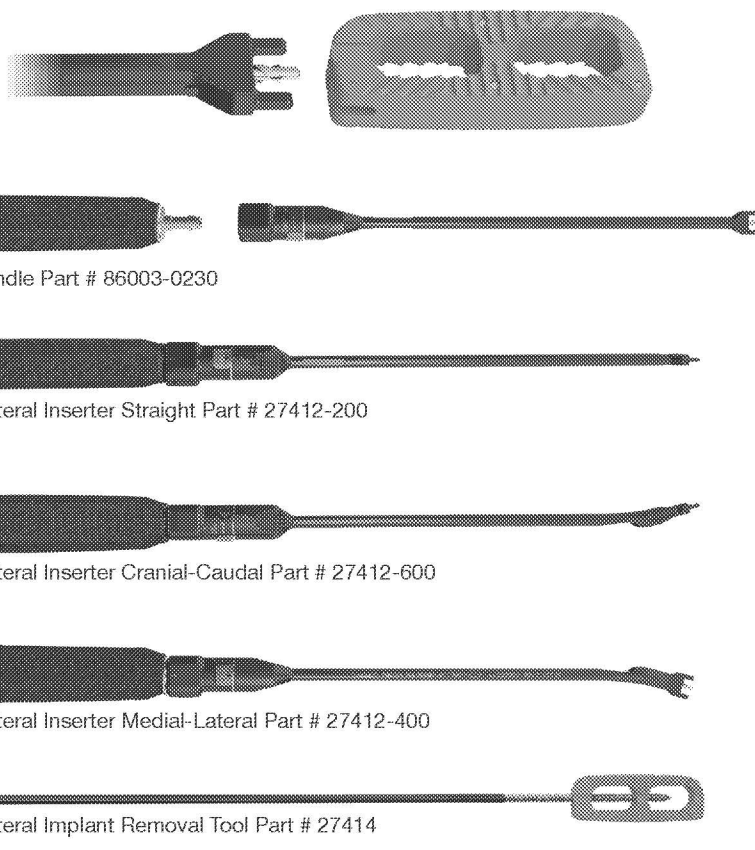
IMPLANT FEATURES:

- ◆ Simplified insertion process with one step locking onto the inserter
- ◆ Chevron tooth pattern provides anti-migration support
- ◆ Integrated implant slide track enables control of interbody placement
- ◆ Lordosis options designed to promote sagittal balance
- ◆ Maximized lordotic angles dependent on implant size while maintaining implant strength

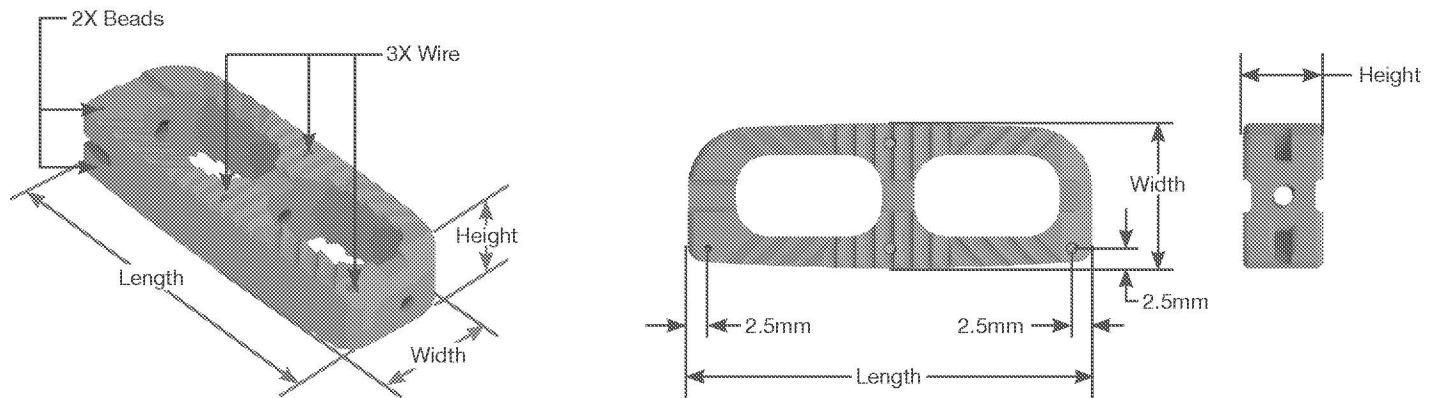


INSERTER FEATURES:

- ◆ E.T.A. (Engage, Twist, Attach) Inserter enables one-step locking onto the inserter
- ◆ Inserter stabilizers distribute impaction forces making the implant resistant to breakage
- ◆ Modular handles facilitate C-arm mobility with the Inserter still connected to the implant
- ◆ Straight and angled insertion options
- ◆ Inserter easily reattaches to the implant
- ◆ Implant can be retrieved via the Retrieval Tool from either side



IMPLANT GUIDE - PARALLEL (0° LORDOSIS)



Radiopaque Markers: 3x Wires and 2x Beads

- 1x Wire at distal posterior corner
- 2x Wires at medial center line of the implant
- 2x Beads at the proximal posterior corners, top and bottom of the implant
- All are positioned at the surface of the implant

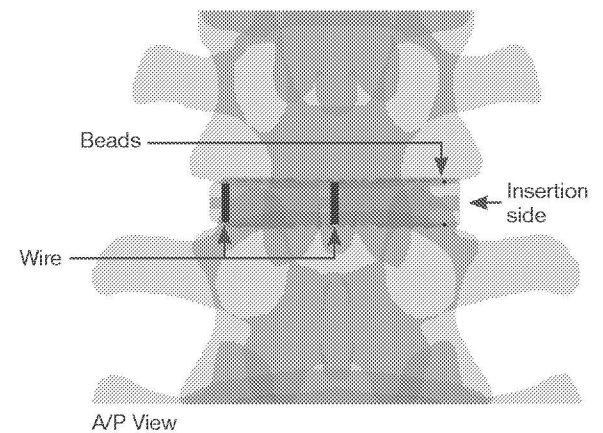
LLIF implant width, height, length:

- Width is measured at mid-point of implant
- Height is measured from superior surface to inferior surface
- Length is measured from the flat surfaces on the lateral borders of the implant

IMPLANT TOTE I.D.

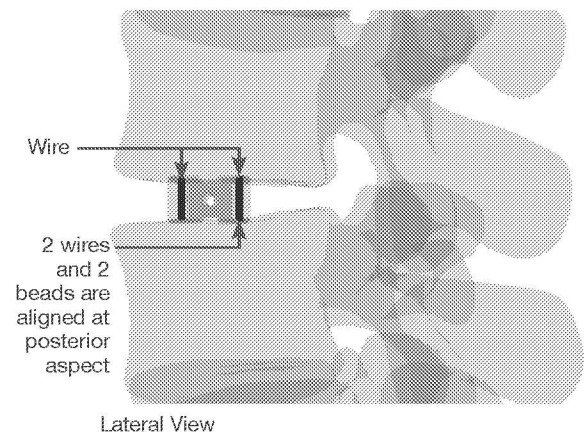
18mm Width - Parallel

| Height | 45mm Length | 50mm Length | 55mm Length | 60mm Length | Lordosis |
|--------|--------------|--------------|--------------|--------------|----------|
| 8mm | 27024-0032-S | 27024-0047-S | 27024-0062-S | 27024-0077-S | 0° |
| 10mm | 27024-0034-S | 27024-0049-S | 27024-0064-S | 27024-0079-S | 0° |
| 12mm | 27024-0036-S | 27024-0051-S | 27024-0066-S | 27024-0081-S | 0° |
| 14mm | — | 27024-0053-S | — | — | 0° |

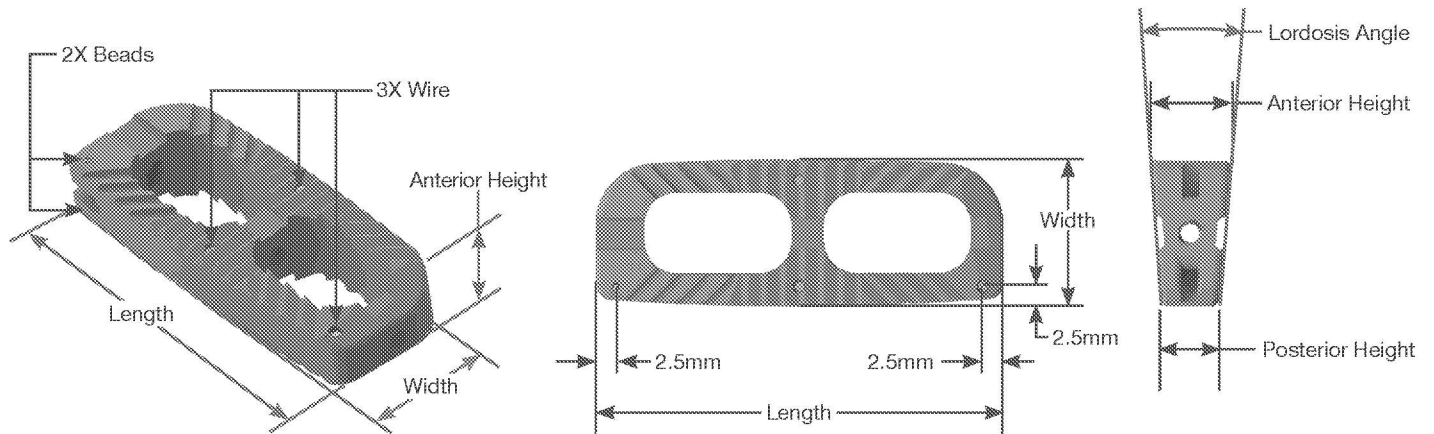


22mm Width - Parallel

| Height | 45mm Length | 50mm Length | 55mm Length | 60mm Length | Lordosis |
|--------|--------------|--------------|--------------|--------------|----------|
| 8mm | 27024-0662-S | 27024-0677-S | 27024-0692-S | 27024-0707-S | 0° |
| 10mm | 27024-0664-S | 27024-0679-S | 27024-0694-S | 27024-0709-S | 0° |
| 12mm | 27024-0666-S | 27024-0681-S | 27024-0696-S | 27024-0711-S | 0° |
| 14mm | — | 27024-0683-S | — | — | 0° |



IMPLANT GUIDE - LORDOTIC



Radiopaque Markers: 3x Wires and 2x Beads

- 1x Wire at distal posterior corner
- 2x Wires at medial center line of the implant
- 2x Beads at the proximal posterior corners, top and bottom of the implant
- All are positioned at the surface of the implant

LLIF implant width, height, length:

- Width is measured at mid-point of implant
- Height is measured from superior surface to inferior surface
- Length is measured from the flat surfaces on the lateral border of the implant



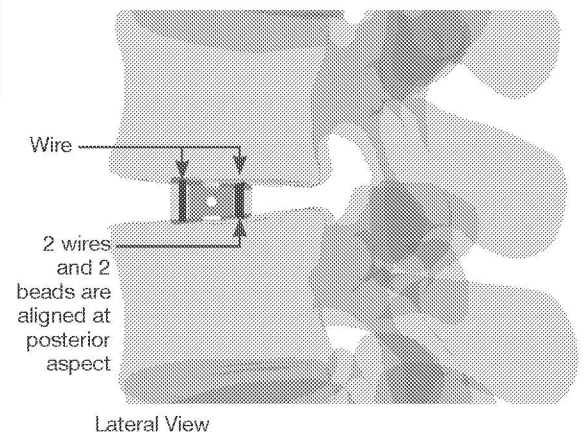
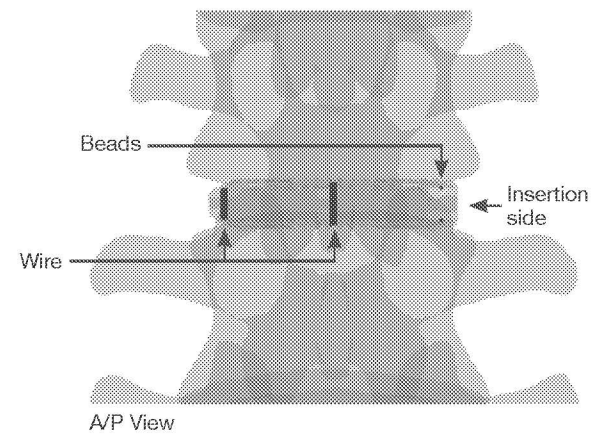
IMPLANT TOTE I.D.

18mm Width - Lordotic

| Anterior Height | 45mm Length | 50mm Length | 55mm Length | 60mm Length | Lordosis |
|-----------------|--------------|--------------|--------------|--------------|----------|
| 8mm | 27024-0452-S | 27024-0467-S | 27024-0482-S | 27024-0497-S | 6° |
| 10mm | 27024-0454-S | 27024-0469-S | 27024-0484-S | 27024-0499-S | 10° |
| 12mm | 27024-0456-S | 27024-0471-S | 27024-0486-S | 27024-0501-S | 15° |
| 14mm | — | 27024-0473-S | — | — | 15° |
| 16mm | — | 27024-0475-S | — | — | 15° |

22mm Width - Lordotic

| Anterior Height | 45mm Length | 50mm Length | 55mm Length | 60mm Length | Lordosis |
|-----------------|--------------|--------------|--------------|--------------|----------|
| 8mm | 27024-1292-S | 27024-1307-S | 27024-1322-S | 27024-1337-S | 6° |
| 10mm | 27024-1294-S | 27024-1309-S | 27024-1324-S | 27024-1339-S | 10° |
| 12mm | 27024-1296-S | 27024-1311-S | 27024-1326-S | 27024-1341-S | 15° |
| 14mm | — | 27024-1313-S | — | — | 15° |
| 16mm | — | 27024-1315-S | — | — | 15° |



IMPLANT SIZES AND GRAFT VOLUME APPENDIX – 18MM WIDE

18mm Width - Parallel

| Height (mm) | Length (mm) | Part Number | Posterior Height (mm) | Anterior Height (mm) | Lordosis | Graft Volume (cc) |
|-------------|-------------|--------------|-----------------------|----------------------|----------|-------------------|
| 8 | 45 | 27024-0032-S | 8 | 8 | Parallel | 2.26 |
| 8 | 50 | 27024-0047-S | 8 | 8 | Parallel | 2.66 |
| 8 | 55 | 27024-0062-S | 8 | 8 | Parallel | 3.06 |
| 8 | 60 | 27024-0077-S | 8 | 8 | Parallel | 3.46 |
| 10 | 45 | 27024-0034-S | 10 | 10 | Parallel | 2.83 |
| 10 | 50 | 27024-0049-S | 10 | 10 | Parallel | 3.33 |
| 10 | 55 | 27024-0064-S | 10 | 10 | Parallel | 3.83 |
| 10 | 60 | 27024-0079-S | 10 | 10 | Parallel | 4.33 |
| 12 | 45 | 27024-0036-S | 12 | 12 | Parallel | 3.39 |
| 12 | 50 | 27024-0051-S | 12 | 12 | Parallel | 3.99 |
| 12 | 55 | 27024-0066-S | 12 | 12 | Parallel | 4.59 |
| 12 | 60 | 27024-0081-S | 12 | 12 | Parallel | 5.19 |
| 14 | 50 | 27024-0053-S | 14 | 14 | Parallel | 4.66 |

18mm Width - Lordotic - 6°, 10°, 15°

| Height (mm) | Length (mm) | Part Number | Posterior Height (mm) | Anterior Height (mm) | Lordosis | Graft Volume (cc) |
|-------------|-------------|--------------|-----------------------|----------------------|----------|-------------------|
| 8 | 45 | 27024-0452-S | 6.46 | 8 | 6° | 2.04 |
| 8 | 50 | 27024-0467-S | 6.46 | 8 | 6° | 2.41 |
| 8 | 55 | 27024-0482-S | 6.46 | 8 | 6° | 2.77 |
| 8 | 60 | 27024-0497-S | 6.46 | 8 | 6° | 3.13 |
| 10 | 45 | 27024-0454-S | 7.19 | 10 | 10° | 2.43 |
| 10 | 50 | 27024-0469-S | 7.19 | 10 | 10° | 2.86 |
| 10 | 55 | 27024-0484-S | 7.19 | 10 | 10° | 3.29 |
| 10 | 60 | 27024-0499-S | 7.19 | 10 | 10° | 3.72 |
| 12 | 45 | 27024-0456-S | 7.77 | 12 | 15° | 2.80 |
| 12 | 50 | 27024-0471-S | 7.77 | 12 | 15° | 3.30 |
| 12 | 55 | 27024-0486-S | 7.77 | 12 | 15° | 3.79 |
| 12 | 60 | 27024-0501-S | 7.77 | 12 | 15° | 4.29 |
| 14 | 50 | 27024-0473-S | 9.77 | 14 | 15° | 3.96 |
| 16 | 50 | 27024-0475-S | 11.77 | 16 | 15° | 4.63 |

IMPLANT SIZES AND GRAFT VOLUME APPENDIX – 22MM WIDE

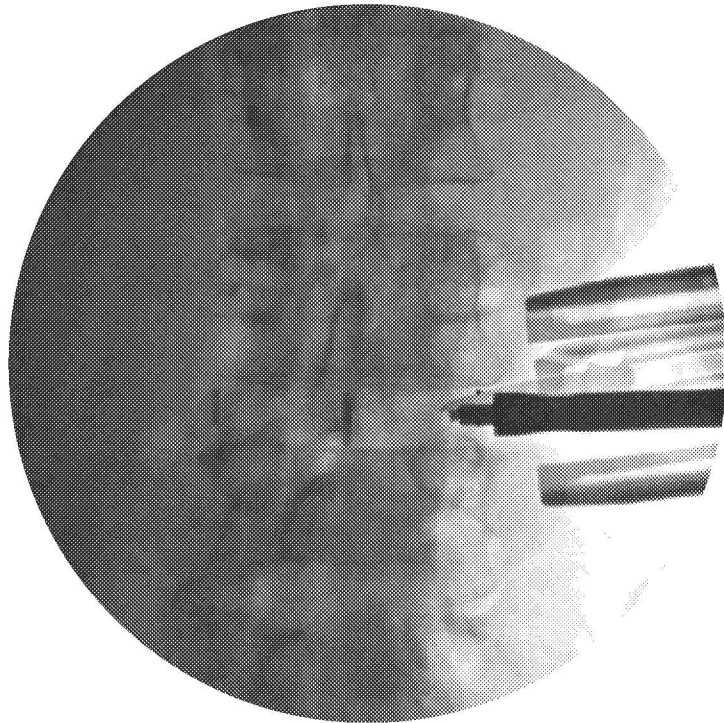
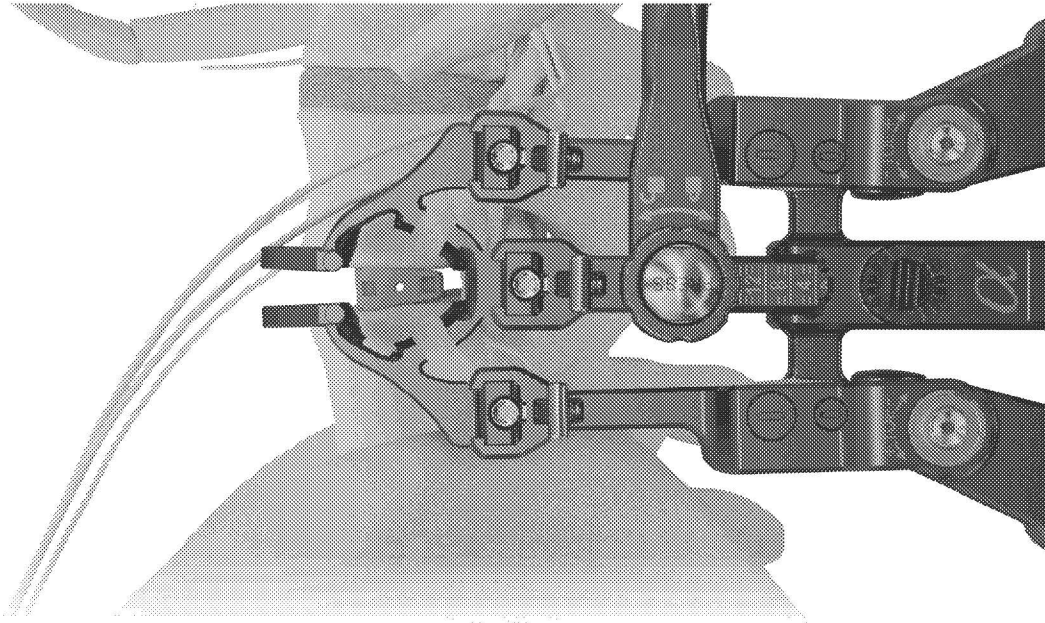
22mm Width - Parallel

| Height (mm) | Length (mm) | Part Number | Posterior Height (mm) | Anterior Height (mm) | Lordosis | Graft Volume (cc) |
|-------------|-------------|--------------|-----------------------|----------------------|----------|-------------------|
| 8 | 45 | 27024-0662-S | 8 | 8 | Parallel | 2.34 |
| 8 | 50 | 27024-0677-S | 8 | 8 | Parallel | 2.78 |
| 8 | 55 | 27024-0692-S | 8 | 8 | Parallel | 3.22 |
| 8 | 60 | 27024-0707-S | 8 | 8 | Parallel | 3.48 |
| 10 | 45 | 27024-0664-S | 10 | 10 | Parallel | 2.93 |
| 10 | 50 | 27024-0679-S | 10 | 10 | Parallel | 3.48 |
| 10 | 55 | 27024-0694-S | 10 | 10 | Parallel | 4.03 |
| 10 | 60 | 27024-0709-S | 10 | 10 | Parallel | 4.36 |
| 12 | 45 | 27024-0666-S | 12 | 12 | Parallel | 3.51 |
| 12 | 50 | 27024-0681-S | 12 | 12 | Parallel | 4.17 |
| 12 | 55 | 27024-0696-S | 12 | 12 | Parallel | 4.83 |
| 12 | 60 | 27024-0711-S | 12 | 12 | Parallel | 5.23 |
| 14 | 50 | 27024-0683-S | 14 | 14 | Parallel | 4.87 |

22mm Width - Lordotic - 6°, 10°, 15°

| Height (mm) | Length (mm) | Part Number | Posterior Height (mm) | Anterior Height (mm) | Lordosis | Graft Volume (cc) |
|-------------|-------------|--------------|-----------------------|----------------------|----------|-------------------|
| 8 | 50 | 27024-1307-S | 6.08 | 8 | 6° | 2.46 |
| 8 | 55 | 27024-1322-S | 6.08 | 8 | 6° | 2.85 |
| 8 | 60 | 27024-1337-S | 6.08 | 8 | 6° | 3.09 |
| 10 | 45 | 27024-1294-S | 6.49 | 10 | 10° | 2.44 |
| 10 | 50 | 27024-1309-S | 6.49 | 10 | 10° | 2.90 |
| 10 | 55 | 27024-1324-S | 6.49 | 10 | 10° | 3.36 |
| 10 | 60 | 27024-1339-S | 6.49 | 10 | 10° | 3.63 |
| 12 | 45 | 27024-1296-S | 6.72 | 12 | 15° | 2.78 |
| 12 | 50 | 27024-1311-S | 6.72 | 12 | 15° | 3.31 |
| 12 | 55 | 27024-1326-S | 6.72 | 12 | 15° | 3.83 |
| 12 | 60 | 27024-1341-S | 6.72 | 12 | 15° | 4.14 |
| 14 | 50 | 27024-1313-S | 8.72 | 14 | 15° | 4.00 |
| 16 | 50 | 27024-1315-S | 10.72 | 16 | 15° | 4.70 |

Blank page with horizontal dotted lines for writing.



CORPORATE HEADQUARTERS

6315 El Camino Real
Carlsbad, California 92008

CUSTOMER SERVICE

Toll Free: 800.922.1368
Local: 760.431.9256
Fax: 800.431.1624

Battalion is a trademark and the Alphatec Spine logo is a registered trademark of Alphatec Spine, Inc. © 2017 Alphatec Spine, Inc. All rights reserved.