

(19) World Intellectual Property Organization
International Bureau



(43) International Publication Date
14 December 2000 (14.12.2000)

PCT

(10) International Publication Number
WO 00/76238 A1

(51) International Patent Classification⁷: **H04Q 7/32**,
H04M 1/66, H04Q 3/00

Stephen, John [GB/GB]; Levisham, Long Road East,
Dedham, Colchester, Essex CO7 6BW (GB). **TOWNEND,**
Jonathan, Richard [GB/GB]; Flat 4, 125 London Road,
Ipswich, Suffolk IP1 2HH (GB).

(21) International Application Number: PCT/GB00/01956

(22) International Filing Date: 22 May 2000 (22.05.2000)

(74) Agent: **LIDBETTER, Timothy, Guy, Edwin**; BT Group
Legal Services, Intellectual Property Department, 8th floor,
Holborn Centre, 120 Holborn, London EC1N 2TE (GB).

(25) Filing Language: English

(26) Publication Language: English

(81) Designated States (*national*): CN, IN, JP, KR, SG, US.

(30) Priority Data:
99304504.6 9 June 1999 (09.06.1999) EP

(84) Designated States (*regional*): European patent (AT, BE,
CH, CY, DE, DK, ES, FI, FR, GB, GR, IE, IT, LU, MC,
NL, PT, SE).

(71) Applicant (*for all designated States except US*): **BRITISH
TELECOMMUNICATIONS PUBLIC LIMITED
COMPANY** [GB/GB]; 81 Newgate Street, London EC1A
7AJ (GB).

Published:
— *With international search report.*

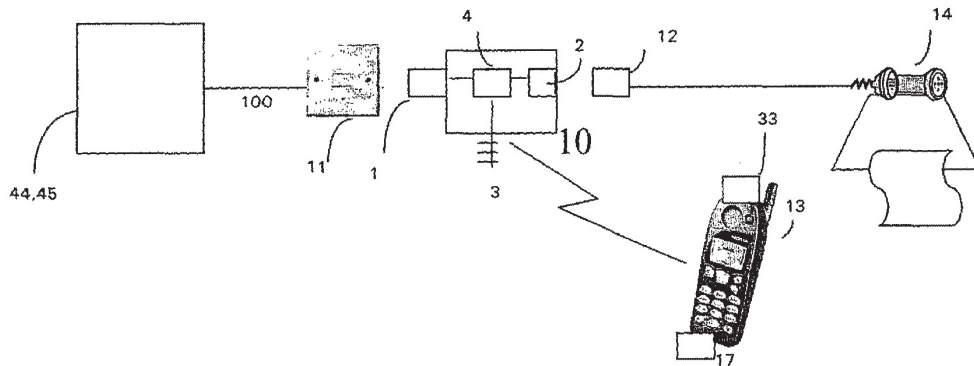
For two-letter codes and other abbreviations, refer to the "Guidance Notes on Codes and Abbreviations" appearing at the beginning of each regular issue of the PCT Gazette.

(72) Inventors; and
(75) Inventors/Applicants (*for US only*): **BUTTERY,**



WO 00/76238 A1

(54) Title: WIRELESS/WIRELINE TELEPHONE INTERFACING EQUIPMENT



(57) Abstract: An interface device (10) allows communication between a first telephone terminal (14), a second, wireless, telephone terminal (13), and a telephone network. The device comprises a transceiver (3) for transmitting and receiving wireless signals to and from the wireless terminal (13), the wireless signals including authentication data identifying the terminal (13), such as the data carried by a SIM card (33). Data processing means (4) process the authentication data. The processed authentication data can be transmitted to the fixed network (44, 45). The first telephone terminal is connected to the interface means (10) such that communication between the first terminal (14) and the network (44, 45) can be enabled by the authentication data received from the wireless telephone terminal. The wireless signals may be carried over an "ad hoc piconet" system.

WIRELESS/WIRELINE TELEPHONE INTERFACING EQUIPMENT

This invention relates to telephone equipment, and more particularly to user terminals that communicate with a telephone network by way of a wireless interface,
5 using radio or other means.

As is well known, such systems allow the user to take the terminal from one place to another and remain in contact with the network, a facility generally referred to as "mobility". However, mobility facilities can also be provided on a fixed, or "wired" network by arranging the system such that the user may access the network
10 using any one of its wired network termination points.

To perform mobility services in any network, the network must be aware of the identity of the user when contact is first made. In mobile networks according to standards such as GSM, the identity of the user is stored on a smart card (SIM Card) in the terminal, and this communicates with the network via the terminal. The user is
15 thus identified as currently using a specified mobile terminal, which is in communication with the network through a specified fixed radio base station. In a fixed-wire network, the user identification is either done by keypad entry (protected by PIN numbers), or by a voice-controlled system that the user dials into, or by physically inserting a card or other identification means into the wired terminal.

20 For a number of reasons, users wish to have the choice of whether to use a wireless user terminal or a fixed-wire terminal. Wireless terminals can be used in situations where no fixed terminal is available, for example in a moving vehicle, but many users prefer to use fixed terminals when they are available. Mobile terminals generally have higher call tariffs, are dependent on battery power, and have
25 ergonomic constraints caused by their limited size, such as the number and size of keys on the keypad. Indeed, some terminal types, in particular facsimile machines, are too bulky to be suitable for use as mobile terminals, and others, such as high bandwidth devices like video systems, are unsuitable for the relatively low bandwidth available over a cellular radio connection. Many users therefore have both a fixed
30 line identity (which may allow mobility between fixed line terminals) and a cellular identity.

It is desirable to have a uniform means by which a user can be identified to the network through any type of terminal. It would be possible to devise fixed-wire

terminals which accept GSM smart cards (SIMs). However, these cards have to be very small to allow their use in portable mobile terminals. The frequent transfer of such cards from one terminal to another is inconvenient, and there is a serious risk of losing or damaging the cards in such transfers.

5 The proposed short-range radio interface system developed under the Trade Mark "Bluetooth" is designed for interconnecting such items as mobile telephones and laptop computers, or printers and PCs, and is described in Ericsson Review No 3, 1998, Jaap Haartsen, "*BLUETOOTH – The universal radio interface for ad hoc, wireless connectivity*". It is a radio interface using the 2.45GHz frequency band
10 designed to allow suitably equipped portable electronic devices to connect and communicate wirelessly via short-range *ad hoc* networks. Such networks are known, in that article and also in this specification as "piconets". Each unit can simultaneously communicate with several other units. The system allows wireless communication between mobile telephones, computers, headsets and any other
15 device suitably equipped. However, most existing telephone terminal equipment is not so equipped.

Existing piconet connections for mobile telephones are provided to allow interaction between a remote user interface and the user-controlled parts of the mobile interface, for example to allow hands-free operation or downloading of data to
20 the telephone for onward transmission.

According to the invention there is provided an interface device for allowing communication between a first telephone terminal, a second, wireless, telephone terminal, and a fixed telephone network, the device comprising a transceiver for transmitting and receiving wireless signals to and from the wireless terminal, the
25 wireless signals including authentication data identifying the wireless terminal, data processing means for processing the authentication data, telephone network interface means for transmitting the processed authentication data to the fixed network, and terminal connection means for connecting the first telephone terminal to the interface means, communication between the first terminal and the fixed network being
30 enabled by the authentication data received from the wireless telephone terminal.

According to a second aspect there is provided a wireless telephone terminal device having terminal identification means, the terminal identification means being capable of generating authentication data, the wireless telephone device having

means for transmission of said authentication data to an associated communications device to enable operation of said associated communications device.

The terminal may be a cellular telephone, arranged to enable operation of an associated interface device of the kind defined above. Alternatively, it may be a
5 separate unit which can enable operation both of an associated cellular telephone and of other associated devices such as the interface device defined above.

The wireless signals may use any suitable wireless system such as IrDA (Infra Red Data Acquisition), wireless local area network (WLAN) or the proposed "Bluetooth" piconet radio system already discussed.

10 This arrangement achieves all of the benefits of using the SIM card from the mobile network (commonality of services, one number, good authentication possibilities etc), but without the handling problems of having to remove a very small device from the mobile unit, and placing it in the fixed terminal. It also allows the use of standard fixed terminals, not equipped to receive authentication cards or wireless
15 signals. Note that, in this context, the fixed terminal can be any network device, ranging from a simple telephone all the way up to a network-connected PC. The fixed network may be a conventional wired system, a Local Area Network (LAN), or a fixed wireless system, such as a microwave link or a wireless LAN.

An embodiment of the invention will now be described, by way of example,
20 with reference to the Figures in which

Figure 1 shows the general arrangement of one embodiment of the interface device, together with devices between which it provides an interface

Figure 2 shows the general arrangement of another embodiment of the interface device, together with devices between which it provides an interface

25 Figures 3 and 4 illustrate suitable interface protocol systems for the embodiments of Figures 1 and 2

Figure 5 illustrates a variation on the embodiment of Figure 1

The embodiments are based on the "Bluetooth" piconet system already mentioned, although the invention is not limited to such a system. Various features
30 of the Bluetooth system, such as local authentication and security, might need to be incorporated separately if other systems are used.

Figure 1 shows an interface device 10, which comprises a plug 1 for connection to a telephone socket 11 connected to a telephone network 100, a

socket 2 for connection to a standard telephone plug connection 12, and a piconet transceiver 3 for wireless communication with other piconet transceivers 33, provided in devices such as a cellular telephone 13. The three connection points 1, 2, 3 in the interface device 10 are interconnected by control logic 4, to be described later, to allow signals received over the piconet connection 3, 33 to be translated into signals transmittable over the telephone network 100, and vice versa, and to allow connection between the network 100 and the device 14 (for example a facsimile machine) to which the plug 12 is fitted. The plug 1 and socket 2 may each be of any suitable type, for connection to a standard PSTN (Public Switched Telephone Network), ISDN (Integrated Services Digital Network), ADSL (Asymmetric Digital Subscriber Line), HDSL (High rate Digital Subscriber Line), VDSL (Very high rate Digital Subscriber line), SDSL (Single Digital Subscriber Line) (these last four collectively known as xDSL), or any other suitable connection, for connection with suitable sockets 11 and plug connections 12. The plug 1 is not necessarily of the same type as those compatible with the socket 2. For example, the plug 1 may be of ISDN type and the socket 2 of PSTN type, to allow the interface device to act as an adapter to connect a PSTN-compatible terminal 14, through suitable interface systems in the interface device 10, to an ISDN connection 11, 100.

The cellular telephone 13 has an associated user identity carried on a chip 17.

In the arrangement illustrated in Figure 2, the transceiver 3 and control logic 4 may be integrated into a device 24, for example a computer, which is fitted with a means for access to the fixed network 100, such as a modem connection 20. This allows the device 24, and any peripherals connected to it, to have access to the network 100 using the identity of the SIM in the cellular telephone 13.

In the embodiments of Figures 1 and 2 the cellular telephone 13 effectively acts simply as a "SIM holder", avoiding the need to transfer the SIM to the terminal 14, 24 which the user wishes to use. The piconet transceiver 33 in the cellular telephone 13 is arranged to allow transfer of data from the SIM over the piconet. Piconet connections to cellular telephones are already known for operation of hands-free handsets, and the like. The terminal identification means 17 may be connected through the same piconet connection, or a separate one 33 may be provided.

As shown in Figure 5, the SIM 17 may instead be located in some device 13 other than a cellular telephone 16, for example an object carried on the person such as a wristwatch or an item of jewellery. The wearable item 13 is equipped with a piconet transceiver 33. In this case the SIM holder 13 may be connected using the piconet either to the cellular telephone 16, itself equipped with a piconet transceiver 23, or, by means of the interface unit 10, to a fixed terminal 14, depending on the current location of the user. This avoids the user having to find the cellular telephone 16 in order to use the fixed terminal 14, and also assists in security of the cellular telephone since without the wearable device 13 the cellular telephone 16 is unusable.

10 The piconet transceiver 3 is used to allow the SIM card to communicate with the network, allowing the user access to the network 100. The terminal 14, 24 can then be used to communicate with the network 100, using the subscription identity associated with the SIM contained within the cellular telephone 13. It is envisaged that the use of a SIM identity on a fixed line would attract a lower tariff than
15 conventional cellular connection over a radio interface.

Figure 3 shows protocol stacks implemented in the control logic 4 of the interface unit 10, the cellular telephone 13 and the network 100. The system may be used with any type of fixed connection, but is illustratively shown for a PSTN system. The cellular telephone 13 formats SIM data into a piconet-compatible
20 protocol (for example, the "Bluetooth" protocol) in which form it is transmitted over the piconet interface 33, 3 to the interface element 1. This extracts the SIM identity from the piconet transmission (41), and converts this identity into a user code (42) recognisable by a PSTN switch as giving authority to use the system. This code is translated for transmission over the voice band of the telephone network 100. For a
25 conventional PSTN (Public Switched Telephone Network) connection the interface could incorporate a DTMF dialler (43), which converts the user ID received from the SIM 17 to DTMF tones for transmission to an authentication system (44, 45) in the network, which converts the PSTN codes 43 back to the user code 42. The interface
1 also provides the necessary facilities to transmit signals back to the SIM.

30 In an alternative arrangement, shown in Figures 2 and 4, the interface unit can be incorporated in a terminal device 24 such as a computer, the interface to the fixed network using a piconet-fitted modem 20, the signalling taking place directly

between the SIM 17 and the network 100 using the modem 20 to translate the piconet protocols to modem format.

For data systems such as ISDN (Integrated Services Data Network), an Access Point with an ISDN connection could use direct digital communications via
5 the B or D channel.

An Access Point with an xDSL connection could use any appropriate protocol (e.g. IP or X.25).

The intelligent entity 44, 45 to which the devices are communicating could reside within the network 100, within another network, or at another network
10 termination.

The user's telephone connection to the network 100 is used both for signalling (with the SIM in the mobile unit 13 via the Interface unit 10) and for traffic (from the wired phone 14, or a computer 24 via a modem 22).

The user can use the mobile terminal 13 in the usual way, but the wired
15 terminal 14 can be used when one is available. At such times the mobile terminal 13 is only used for holding the SIM.

The protocols supported by the SIM are already standardised in GSM in order to connect the terminal/network to the SIM.

The proposed Bluetooth piconet interface includes a certain amount of
20 security. However, a further encryption layer could be added between the network and the Interface unit 10.

CLAIMS

1. An interface device (10) for allowing communication between a first telephone terminal (11), a second, wireless, telephone terminal (13), and a fixed telephone network (100), the device (10) comprising a transceiver (3) for transmitting and receiving wireless signals to and from the wireless terminal (13), the wireless signals including authentication data identifying the wireless terminal (13), data processing means (4) for processing the authentication data, telephone network interface means (1) for transmitting the processed authentication data to the fixed network (100), and terminal connection means (2) for connecting the first telephone terminal (14) to the interface means, communication between the first terminal (14) and the fixed network (100) being enabled by the authentication data received from the wireless telephone terminal (14).
2. An interface device according to claim 1, the telephone network interface means (1) comprising means for connection to a standard PSTN (public switched telephone network).
3. An interface device according to claim 1, the telephone network interface means (1) comprising means for connection to an ISDN (integrated services digital network).
4. An interface device according to any of claims 1, the telephone network interface means (1) comprising means for connection to an xDSL digital subscriber line system.
5. An interface device according to any of claims 1 to 4, being incorporated in a first terminal (24), the terminal connection means (20) comprising means for access to a telephone network (100) through the telephone network interface means (1).
6. An interface device according to any of claims 1 to 4, the terminal connection means (2) being arranged to connect to a terminal (14) fitted for connection to a standard PSTN (public switched telephone network).

7. An interface device according to any of claims 1 to 4, the terminal connection means (2) being arranged to connect to a terminal (14) fitted for connection to an ISDN (integrated services digital network).
- 5
8. An interface device according to any of claims 1 to 4, the terminal connection means (2) being arranged to connect to a terminal (14) fitted for connection to an xDSL digital subscriber line system.
- 10 9. A wireless telephone terminal device (13) having terminal identification means (17), the terminal identification means (17) being capable of generating authentication data, the wireless telephone device (13) having means (33) for transmission of said authentication data to an associated communications device (10, 16) to enable operation of said associated communications device (10,16).
- 15
10. A wireless telephone terminal device (13) according to claim 9, being a cellular telephone.
11. A wireless telephone terminal device (13) according to claim 9, in association
20 with a cellular telephone (16), the cellular telephone (16) being arranged to receive wireless signals from the wireless telephone terminal (13), the cellular telephone (16) having means operable in response to said cordless signals to enable its operation.
12. In combination, an interface device according to any of claims 1 to 8 and a
25 wireless telephone terminal device according to any of claims 9, 10 or 11, arranged to communicate with each other by wireless signals according to any one of claims 12, 13 or 14.
13. A device or combination according to any of claims 1 to 12, wherein the
30 wireless signals are IrDA (Infra Red Data Acquisition) signals.
14. A device or combination according to any of claims 1 to 12, wherein the wireless signals are carried over a wireless local area network (WLAN).

15. A device or combination according to any of claims 1 to 12, wherein the wireless signals use a piconet radio system.

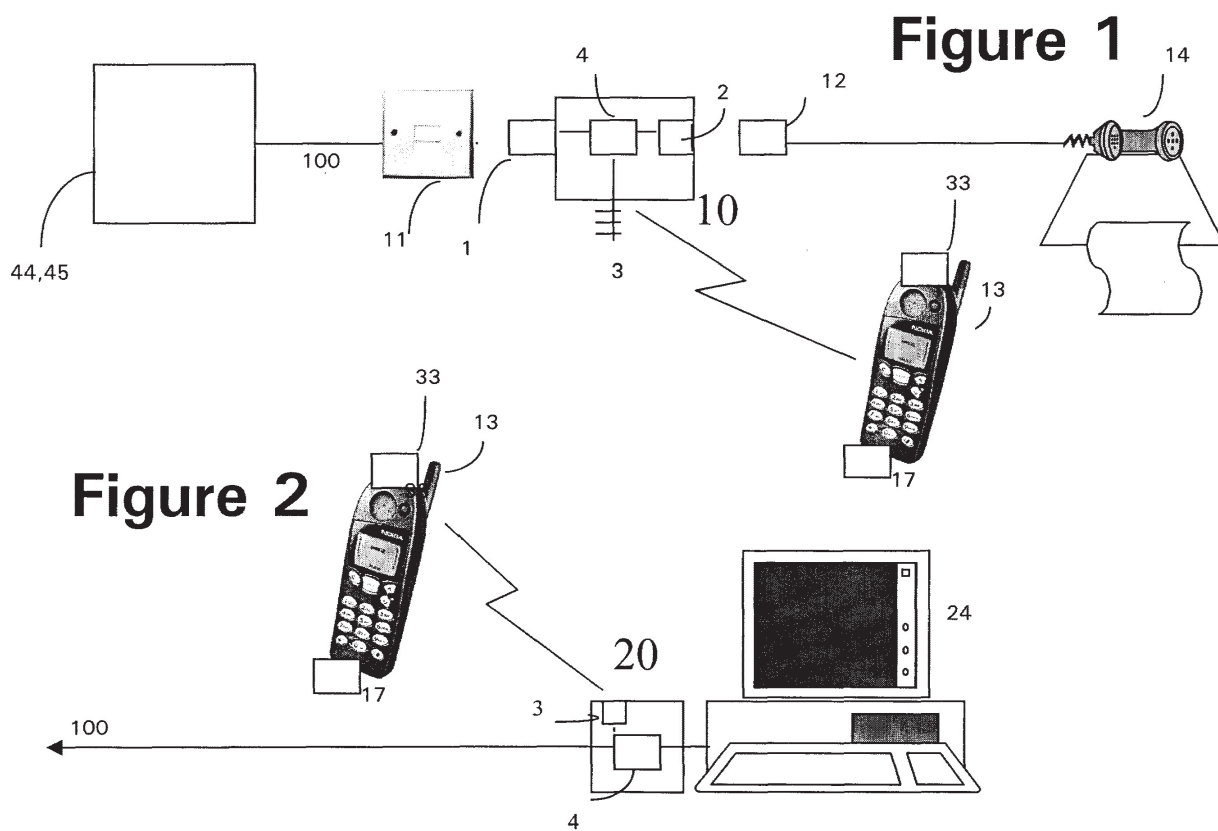


Figure 3

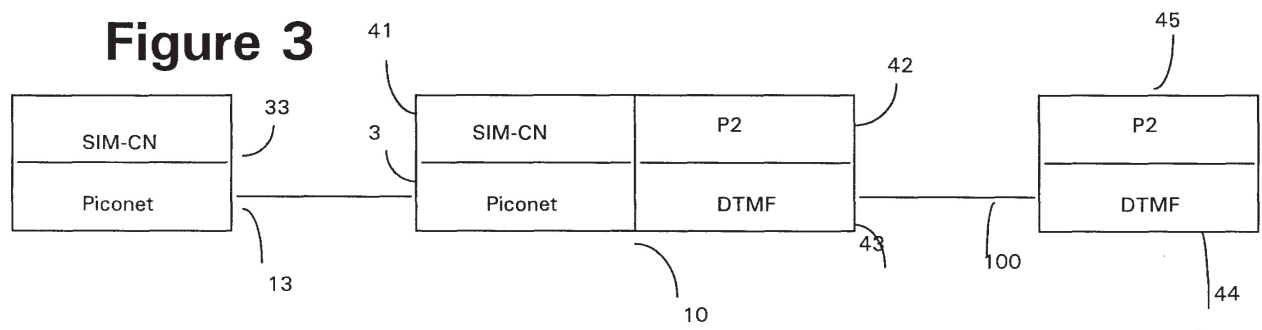


Figure 4

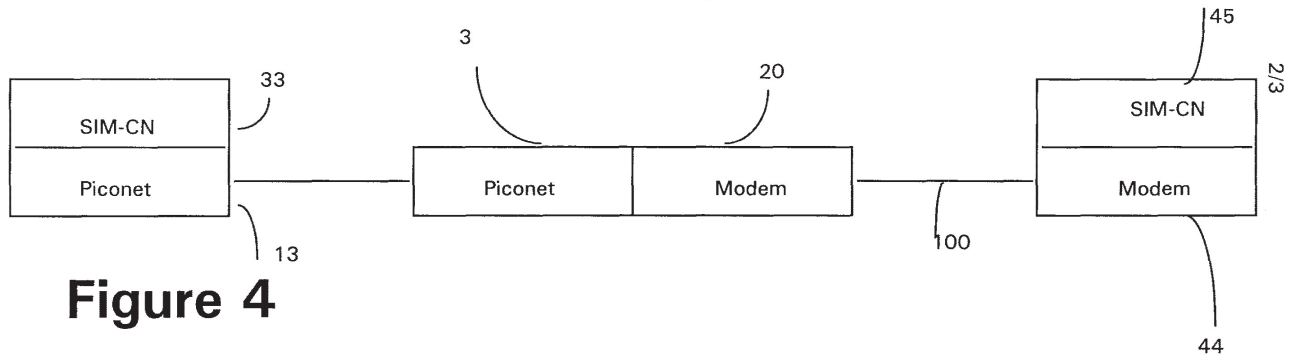
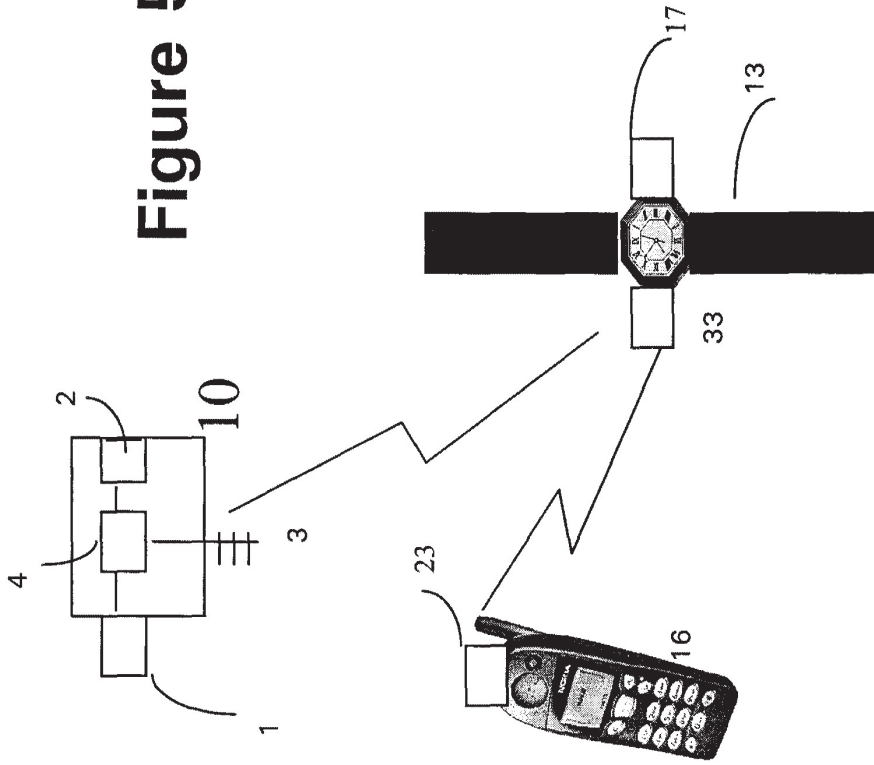


Figure 5



INTERNATIONAL SEARCH REPORT

International Application No

PCT/GB 00/01956

A. CLASSIFICATION OF SUBJECT MATTER
 IPC 7 H04Q7/32 H04M1/66 H04Q3/00

According to International Patent Classification (IPC) or to both national classification and IPC

B. FIELDS SEARCHED

Minimum documentation searched (classification system followed by classification symbols)

IPC 7 H04Q H04M

Documentation searched other than minimum documentation to the extent that such documents are included in the fields searched

Electronic data base consulted during the international search (name of data base and, where practical, search terms used)

EPO-Internal

C. DOCUMENTS CONSIDERED TO BE RELEVANT

Category	Citation of document, with indication, where appropriate, of the relevant passages	Relevant to claim No.
X A	WO 98 59508 A (BELLSOUTH CORP) 30 December 1998 (1998-12-30) page 9, line 18 -page 20, line 37 -----	9, 10 1-3, 6, 7, 11, 12

Further documents are listed in the continuation of box C.

Patent family members are listed in annex.

Special categories of cited documents :

- "A" document defining the general state of the art which is not considered to be of particular relevance
- "E" earlier document but published on or after the international filing date
- "L" document which may throw doubts on priority claim(s) or which is cited to establish the publication date of another citation or other special reason (as specified)
- "O" document referring to an oral disclosure, use, exhibition or other means
- "P" document published prior to the international filing date but later than the priority date claimed

- "T" later document published after the international filing date or priority date and not in conflict with the application but cited to understand the principle or theory underlying the invention
- "X" document of particular relevance; the claimed invention cannot be considered novel or cannot be considered to involve an inventive step when the document is taken alone
- "Y" document of particular relevance; the claimed invention cannot be considered to involve an inventive step when the document is combined with one or more other such documents, such combination being obvious to a person skilled in the art.
- "&" document member of the same patent family

Date of the actual completion of the international search

19 July 2000

Date of mailing of the international search report

25/07/2000

Name and mailing address of the ISA

European Patent Office, P.B. 5818 Patentlaan 2
 NL - 2280 HV Rijswijk
 Tel. (+31-70) 340-2040, Tx. 31 651 epo nl,
 Fax: (+31-70) 340-3016

Authorized officer

Maalismaa, J

INTERNATIONAL SEARCH REPORT

Information on patent family members

In tional Application No

PCT/GB 00/01956

Patent document cited in search report	Publication date	Patent family member(s)	Publication date
WO 9859508 A	30-12-1998	AU 7963398 A EP 0990358 A	04-01-1999 05-04-2000
