

LEON H KIRCIK



Allopathic & Osteopathic Physicians | Dermatology
 Other name(s) reported

1169 EASTERN PKWY 2310
 LOUISVILLE, KY 40217

[Review or dispute your reported data](#)

Address shown may reflect one of the following: practice location, hospital affiliation, or third party billing assignment. Additional addresses may be found in the [NPI Registry](#).

Select a year for which you want to view data:

2014

Summary General Payments Research Payments Ownership and Investment Interest

Associated Research Funding

What are the different payment types?

21 Companies Making General Payments

Collapse this section

Filter Records

Open Filters

Snapshot

Pie Chart

Table

Company Making Payments

Use this button to sort data by Company Making Payments in ascending order.

	Total Payments	Total Amount	Total Amount (%)
	78	\$116,993.40	22.6%
ALLERGAN INC.	134	\$92,641.17	17.9%
BAYER HEALTHCARE PHARMACEUTICALS INC.	51	\$48,958.77	9.5%
GALDERMA LABORATORIES, L.P.	89	\$47,291.12	9.1%
AMGEN INC.	60	\$46,540.11	9.0%
GENENTECH USA, INC.	42	\$36,375.49	7.0%
VALEANT PHARMACEUTICALS NORTH AMERICA LLC	36	\$32,751.79	6.3%
GLAXOSMITHKLINE, LLC.	34	\$27,590.01	5.3%
PFIZER INC.	18	\$18,501.68	3.6%

Company Making Payments

Use this button to sort data by Company Making Payments in ascending order.

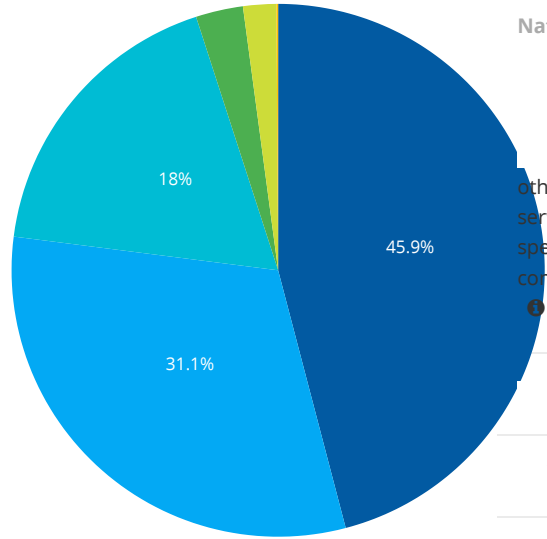
Total Payments	Total Amount	Total Amount (%)
24	\$18,142.83	3.5%

Displaying records 1-10 of 21.

< 1 2 3 >

Summary by Nature of Payment

^ Collapse this section



Nature of Payment	Total Payments	Total Amount	Total Amount (%)
Compensation for services other than consulting, including serving as faculty or as a speaker at a venue other than a continuing education program	80	\$237,464.29	45.9%
Consulting Fee	62	\$160,833.71	31.1%
Travel and Lodging	254	\$93,076.10	18.0%
Food and Beverage	214	\$14,825.22	2.9%
Compensation for serving as faculty or as a speaker for a non-accredited and noncertified continuing education program	6	\$10,400.00	2.0%
Education	8	\$532.69	0.1%

? What are the different natures of payment?

General Payments Received









^ Collapse this section

Filter Records

Open Filters

Download Data

Company Making Payment Nature of Payment Date Amount Third Party Payment Disputed? Comment

Company Making Payment 	Nature of Payment 	Date 	Amount 	Third Party Payment 	Disputed? 	Comment 
ALLERGAN INC.	Travel and Lodging	02/10/2014	\$594.21	No Third Party Payment	No	
ALLERGAN INC.	Food and Beverage	06/25/2014	\$4.49	No Third Party Payment	No	
ALLERGAN INC.	Travel and Lodging	02/20/2014	\$123.46	No Third Party Payment	No	
ALLERGAN INC.	Food and Beverage	06/06/2014	\$104.25	No Third Party Payment	No	
ALLERGAN INC.	Travel and Lodging	12/03/2014	\$19.00	No Third Party Payment	No	
ALLERGAN INC.	Compensation for services other than consulting, including serving as faculty or as a speaker at a venue other than a continuing education program	12/03/2014	\$3,200.00	No Third Party Payment	No	
ALLERGAN INC.	Food and Beverage	05/17/2014	\$82.52	No Third Party Payment	No	
ALLERGAN INC.	Travel and Lodging	08/12/2014	\$39.05	No Third Party Payment	No	
ALLERGAN INC.	Food and Beverage	04/11/2014	\$40.98	No Third Party Payment	No	
ALLERGAN INC.	Food and Beverage	06/30/2014	\$88.29	No Third Party Payment	No	

Displaying records 1-10 of 624.

OpenPaymentsData.CMS.gov A federal government website managed by the Centers for Medicare & Medicaid Services, 7500 Security Boulevard, Baltimore, MD 21244

SIGN UP FOR EMAIL UPDATES [Data.CMS.gov](#) [OpenPaymentsData.CMS.gov](#) [Data.Medicare.gov](#) [Data.Medicaid.gov](#)

[Data.HealthCare.gov](#) [FOIA](#) [No Fear Act](#) [Privacy Policy](#) [Privacy settings](#) [FAQ's](#) [CMS contact info](#)

[Help with file formats & plug-ins](#)