


PCT CA 01/00377  
REC'D 18 APR 2001  
WIPO PCT

PA 369078



**THE UNITED STATES OF AMERICA**

**TO ALL TO WHOM THESE PRESENTS SHALL COME:**

**UNITED STATES DEPARTMENT OF COMMERCE**

**United States Patent and Trademark Office**

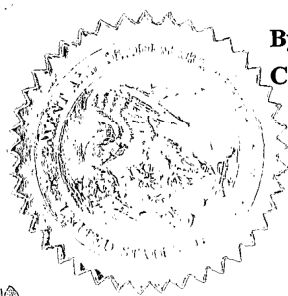
**February 22, 2001**

**THIS IS TO CERTIFY THAT ANNEXED HERETO IS A TRUE COPY FROM THE RECORDS OF THE UNITED STATES PATENT AND TRADEMARK OFFICE OF THOSE PAPERS OF THE BELOW IDENTIFIED PATENT APPLICATION THAT MET THE REQUIREMENTS TO BE GRANTED A FILING DATE UNDER 35 USC 111.**

**APPLICATION NUMBER: 09/541,529**

**FILING DATE: April 03, 2000**

**PRIORITY DOCUMENT  
SUBMITTED OR TRANSMITTED IN  
COMPLIANCE WITH  
RULE 17.1(a) OR (b)**



**By Authority of the  
COMMISSIONER OF PATENTS AND TRADEMARKS**

*E. Bornett*  
**E. BORNETT  
Certifying Officer**

4-5-00

A

JCT780 U.S. PTO  
04/03/00

PATENT APPLICATION  
DOCKET NO. 1000-0188

IN THE UNITED STATES PATENT AND TRADEMARK OFFICE

JCS11 U.S. PTO  
09/541529  
04/03/00

Box PATENT APPLICATION  
Assistant Commissioner for Patents  
Washington, D.C. 20231

"EXPRESS MAIL" Mailing Label No. . . . . EJ142104548US . . . . .  
Date of Deposit . . . . . April 3, 2000 . . . . .

Sir:

TRANSMITTAL LETTER

Transmitted herewith for filing is the patent application of

Inventor(s): Laurent Marchand

For: AD-HOC NETWORK AND GATEWAY

Enclosed are:

- Thirty-two (32) pages of Patent Specification and Claim(s).
- Three (3) sheets of drawings.
- Form PTO-1595 and an assignment of the invention to Telefonaktiebolaget LM Ericsson (publ).
- A check in the amount of \$ 40.00 to cover the assignment recordation fee.
- A Combined Declaration and Power of Attorney.
- A check in the amount of \$ 990.00 to cover the filing fee.
- An Information Disclosure Citation (Form PTO-1449) with \_\_\_\_\_ cited references.

09544529 040300

PATENT APPLICATION  
DOCKET NO. 1000-0188

The filing fee has been calculated as shown below:

	(Col. 1)	(Col. 2)	SMALL ENTITY		OTHER THAN A SMALL ENTITY		
FOR:	NO. FILED	NO. EXTRA	RATE	FEE		RATE	FEE
BASIC FEE	XXXXXXXX	XXXXXXXX	\$345	\$	OR	\$690	\$ 690
TOTAL CLAIMS	28 - 20 =	8	x 9 =	\$	OR	x 18 =	\$ 144
INDEP CLAIMS	5 - 3 =	2	x 39 =	\$	OR	x 78 =	\$ 156
<input type="checkbox"/> MULTIPLE DEPENDENT CLAIMS PRESENTED			+ 130 =	\$	OR	+ 260 =	\$ 0
			Total	\$	OR	Total	\$ 990

\* If the difference in Col. 1 is less than zero, enter "0" in Col. 2.

Please charge my Deposit Account No. \_\_\_\_\_ in the amount of \$ \_\_\_\_\_ for the filing fee. A duplicate copy of this sheet is enclosed.

The Commissioner is hereby authorized to charge payment of the following fees associated with this communication or credit any overpayment to Deposit Account No. 03-1130. A duplicate copy of this sheet is enclosed.

Any additional filing fees required under 37 CFR 1.16.

Any patent application processing fees under 37 CFR 1.17.

The Commissioner is hereby authorized to charge payment of the following fees during the pendency of this application or credit any overpayment to Deposit Account No. 03-1130. A duplicate copy of this sheet is enclosed.

Any patent application processing fees under 37 CFR 1.17.

The issue fee set in 37 CFR 1.18 at or before mailing of the Notice of Allowance, pursuant to 37 CFR 1.311(b).

PATENT APPLICATION  
DOCKET NO. 1000-0188

Any filing fees under 37 CFR 1.16 for presentation of extra claims.

Respectfully submitted,

Dated: APRIL 3, 2000

*Steven W. Smith*

Steven W. Smith  
Reg. No. 36,684

002000 62574560

SMITH & DANAMRAJ, P.C.  
12900 Preston Road, Suite 1200, LB-15  
Dallas, Texas 75230-1328  
(972) 720-1202, ext. 228

"EXPRESS MAIL" Mailing Label No. . . . . E1142104548US . . . . .
Date of Deposit . . . . . April 3, 2000 . . . . .

**AD-HOC NETWORK AND GATEWAY**

000000000000000000

5 **BACKGROUND OF THE INVENTION**

Technical Field of the Invention

This invention relates to telecommunication systems and, more particularly, to an ad-hoc network and a gateway that provides an interface between external wireless IP networks and devices in the ad-hoc network.

10 Description of Related Art

Around the world, people are connecting more than ever. Cellular phones, personal digital assistants (PDAs), and Internet-enabled computers are commonplace in both businesses and homes. Even where a formal network is not recognized, users want their devices to communicate, and they want easy access to the services made possible by network

15 technology. For example, there are networks in the home connecting audio/visual equipment such as televisions and stereo equipment to home

office computers. There are also devices to control networks such as security surveillance systems and temperature-control thermostats.

5 A problem arises in today's environment because traditional networks are much too complex to set up, expand, and manage. For example, adding hardware or software to an office environment usually requires a network administrator to load drivers and configure systems. Even in a home environment, connecting all of the components of a home entertainment system can be a daunting task for the average consumer. Networks today are also too brittle and inflexible. A slight change in a  
10 network can cause havoc that can be extremely difficult to fix. From the consumer's perspective, what is needed is a simple way to connect digital devices into impromptu, expandable networks for immediate access to a wide variety of services.

15 New technologies are being developed to make it easier to network multiple devices. Bluetooth, for example, is a wireless communication technology for data and voice. It is based on a low-cost short-range radio link that operates in the unlicensed ISM band at 2.4 GHz. Bluetooth is a layer 1 (physical layer) and layer 2 (data link layer) technology that allows one universal short-range radio link to replace many proprietary cables that  
20 are currently required to connect one device to another. The physical layer provides transmission of signals and the activation and deactivation of physical connections, while the data link layer may include signal

synchronization, error correction, sequencing, and flow control. This layer may also provide a data transmission link across one or several physical connections. Bluetooth, however, does not have any knowledge of the upper level network, transport, session, or application layers.

5           The Bluetooth wireless technology allows users to make effortless, wireless, and instant connections between various communication devices such as mobile phones and desktop and laptop computers. Transfer of both voice and data is real-time, and the transmission mode provides security of data and protection from interference. A small chipset is  
10           utilized to implement Bluetooth radio technology in a communication device. Two power levels are provided, a lower power level that is sufficient to cover the area within a single room, and a higher power level that can cover a medium range such as within a home. Each chipset includes software controls and identity coding that ensure that only those  
15           devices preset by the user can communicate over the radio link.

          A Piconet consists of a collection of devices connected via Bluetooth technology in an ad-hoc fashion. A Piconet may comprise as few as two connected devices, such as a computer and a printer, and may  
20           comprise as many as eight connected devices (a "master" device and seven "slave" devices). Both point-to-point and point-to-multipoint connections are supported. When first establishing a Piconet, one device acts as a master and the other devices act as slaves for the duration of the

Piconet network establishment. Thereafter, the devices behave as peer units. All devices in the same Piconet have priority synchronization, but other devices can be set to enter at any time. Multiple independent and non-synchronized Piconets form a Scatternet.

5           A JINI system is a Java-technology-centered, distributed software system designed for simplicity, flexibility, and federation. The JINI architecture provides mechanisms for machines or programs to enter into a federation where each machine or program offers resources to other members of the federation and uses resources as needed. The design of  
10       the JINI architecture exploits the ability to move Java programming language code from machine to machine, and it unifies, under the notion of a service, the user, the software, and the hardware components of the machines themselves.

15           JINI connection technology simplifies the processes of establishing, configuring, and controlling a network. From the user's perspective, JINI technology makes connecting to new levels of services as simple as turning on a light switch. From the traditional service provider's perspective, JINI connection software simplifies delivery and management of services. When a PC connects to a Local Area Network (LAN), for  
20       example, it uses an IP multicast mechanism to find a server. The server then assigns an IP address to the PC and provides the address of a JINI Lookup Service (LUS). The LUS contains a list of available services



provided by other devices on the network. The LUS is also used by the PC to publish the services that it can provide to other devices on the network. Services are invoked by transferring a small amount of code written, for example, in Java code. Devices announce not only value-added services, but also their attributes and capabilities to the network. JINI technology "communities" are resilient, and adapt very quickly to changes as users come and go.

The Session Initiation Protocol (SIP) is an application-layer control protocol that can establish, modify, and terminate sessions or calls. These multimedia sessions include multimedia conferences, distance learning, Internet telephony, and similar applications. H. 323 is another call control protocol for IP telephony defined by the International Telecommunications Union (ITU).

Utilizing existing technologies, the following scenario can be realized. A user creates an ad hoc network based on Bluetooth technology (i.e., a Bluetooth Piconet). There are three Bluetooth devices in the Piconet: a third generation Internet Protocol (3G IP) mobile telephone, a Personal Digital Assistant (PDA), and a multimedia laptop computer. The mobile phone is the master unit, and the PDA and laptop are slaves to the mobile phone. Neither the PDA nor the laptop have a cellular radio modem or call control client software (H.323 or SIP) installed. Thus, neither the PDA nor the laptop know anything about the cellular IP

network. Therefore, a problem arises when the user wants to establish a video call from his laptop.

5 Today, the only way to solve this problem is to insure that each device contains a cellular radio modem, a Bluetooth chipset, and a call control client. Bluetooth radio units and baseband are very inexpensive when compared to cellular radio modems. Consequently, it is inappropriate, expensive, and cumbersome to install a cellular radio  
10 modem in every device in the Bluetooth Piconet. Furthermore, loading the right call control mechanism (H.323 or SIP client) into a PDA or laptop requires the user to have a higher level of technical knowledge regarding the characteristics of the 3G wireless Internet network.

15 Additionally, it is inefficient from the resource point of view to require loading a call control client such as H.323 (about 4 MB) in multiple devices on the Piconet. Moreover, even if every device had its own cellular radio modem and call control client, the IP address scheme in the Piconet will certainly be different than the addressing scheme as currently used in wireless IP networks such as the General Packet Radio Service (GPRS).

20 There are no known prior art teachings of a solution to the deficiencies and shortcomings discussed above. It would be advantageous, therefore, to have an ad-hoc network that can be efficiently, easily, and inexpensively established for a plurality of devices, and a

gateway that provides access through the ad-hoc network to external wireless IP networks. The present invention provides such a network and gateway.

5       **SUMMARY OF THE INVENTION**

In one aspect, the present invention is a gateway for an ad-hoc network that provides a call-control interface between an external wireless Internet Protocol (IP) network and devices in the ad-hoc network. The gateway includes a first interface toward the ad-hoc network that  
10       establishes the gateway as a call-control server for client devices in the ad-hoc network, and a second interface toward the wireless IP network that establishes the gateway as a call-control client for a server in the wireless IP network. The ad-hoc network may be a Bluetooth Piconet, and the gateway is preferably implemented in a mobile phone. The first interface  
15       may include a private IP address recognized in the Piconet while the second interface may include a public IP address recognized in the wireless IP network.

In another aspect, the present invention is a Bluetooth Piconet comprising a plurality of devices having Bluetooth chipsets, the devices  
20       being linked by a wireless IP network based on Bluetooth technology. The Piconet also includes a JINI Lookup Service (LUS) for making services available to the plurality of devices in the Piconet, and a gateway

which may be implemented in a mobile phone that provides a call-control interface between an external wireless IP network and the devices in the Piconet.

5 In another aspect, the present invention is an integrated network comprising a wireless IP network and a Bluetooth Piconet. The wireless IP network includes a call-control server and a Home Subscriber Server (HSS) that stores location information for mobile subscribers, and stores bearer capabilities and application capabilities for IP devices registered with the network. The Bluetooth Piconet includes a plurality of devices  
10 having Bluetooth chipsets that are linked by a Bluetooth radio link. The Piconet also includes a JINI LUS for making services available to the plurality of devices in the Piconet, and a gateway that provides a call-control interface between the wireless IP network and the devices in the Piconet.  
15

#### BRIEF DESCRIPTION OF THE DRAWINGS

The invention will be better understood and its numerous objects and advantages will become more apparent to those skilled in the art by reference to the following drawings, in conjunction with the accompanying  
20 specification, in which:

FIG. 1 (Prior Art) is an illustrative drawing of an existing Bluetooth ad-hoc network;

FIG. 2 is an illustrative drawing illustrating a protocol stack for a Bluetooth Piconet that has been extended into an IP wireless LAN implementing JINI and Java technologies in accordance with the teachings of the present invention;

5           FIG. 3 is an illustrative drawing of an ad-hoc network utilizing Bluetooth, IP, and JINI technologies in accordance with the teachings of the present invention to enable the use of a gateway mobile phone; and

10           FIG. 4 is a simplified functional block diagram of a connection between a laptop computer and a mobile phone utilizing the ad-hoc network of FIG. 3.

#### **DETAILED DESCRIPTION OF EMBODIMENTS**

15           The present invention relies on several technologies. First, a wireless IP network is established between devices utilizing Bluetooth technology. Then, JINI (Java) technology is utilized to publish and share services between the devices, and to establish a client/server relationship between the devices and one of the devices having a cellular radio modem and a call control client. Finally SIP and/or H.323 are utilized to  
20           implement the call control client. The use of SIP is preferred, but the invention may utilize H.323 technology as well.

FIG. 1 is an illustrative drawing of an existing Bluetooth ad-hoc network 10. A laptop computer 11, a printer 12, and an office telephone

13 are each equipped with a Bluetooth chipset that enables them to communicate over the Bluetooth radio link 14. The office phone must contain an H.323 or SIP client connected via Asynchronous Digital Subscriber Line (ADSL) or cable modem.

5           FIG. 2 is an illustrative drawing illustrating a protocol stack for a Bluetooth Piconet that has been extended into an IP wireless LAN implementing JINI and Java technologies in accordance with the teachings of the present invention. The layers include a physical layer 15 and a link layer 16 which, together, are provided in the present invention by the Bluetooth Piconet. On top of that, a network transport layer 17 is  
10           implemented using the Internet Protocol (IP). After an operating system layer 18, a Java technology layer 19 and a JINI technology layer 20 implement the JINI technology providing the capability for an application 21 to discover, join, and download services 22 from a JINI LUS.

15           In the present invention, a mobile phone is equipped with a Bluetooth chipset. Thus, the mobile phone can simultaneously be connected to a cellular network and to an ad-hoc Bluetooth Piconet. Additionally, the Piconet is extended into an IP wireless LAN in order to utilize JINI technology for the sharing of services between devices in the  
20           Piconet. Moreover, the mobile phone includes an interface/Application Programming Interface (API) which is an abstraction of a SIP and/or H.323 call control client. Just prior to execution, this API is downloaded

to the Bluetooth device involved in an external wireless call in order to have the device behave as a slave device toward the mobile phone which is the master. The API is downloaded only to the device involved in the call since the other Bluetooth devices that are not making the call do not need this particular code. The present invention also anticipates the fact that many consumer products will be modified to provide multimedia and telephony capabilities. Multimedia laptop computers, for example, will soon contain microphones, speakers, and video cameras. PDAs will also have similar features and potentially act as hands-free phones, etc.

FIG. 3 is an illustrative drawing of an ad-hoc network 30 utilizing Bluetooth, IP, and JINI technologies in accordance with the teachings of the present invention to enable the use of a gateway mobile phone. A laptop computer 31, printer 32, and mobile phone 33 are all Bluetooth-compliant and JINI/Java-capable, enabling JINI APIs to be transported between the devices utilizing the Bluetooth radio link 34.

The present invention positions the mobile phone 33 as a gateway between the ad-hoc network and a 3G wireless IP network 35 such as the General Packet Radio Service (GPRS) network. The mobile phone receives IP packets from the GPRS network through its public IP address, and forwards the received packets to the private IP address of the destination device in the Piconet. It also translates in the other direction for data going out of the Piconet to the GPRS network. With this

invention, any Bluetooth-compliant device in a Piconet that is multimedia capable is able to establish a call as long as one of the devices in the Piconet (e.g., the mobile phone) contains a cellular radio modem and a call control client, and is connected to the wireless IP network. The cellular radio modem may be, for example, a Wideband Code Division Multiple Access (WCDMA) modem, an EDGE radio access modem, or equivalent. Any Bluetooth-compliant device entering into the Piconet utilizes JINI technology in order to discover and publish lookup services that the device can receive or offer to other devices in the Piconet.

FIG. 4 is a simplified functional block diagram of a connection between two devices such as the laptop computer 31 and the mobile phone 33 utilizing the ad-hoc network 30 of FIG. 3. The present invention establishes three new interfaces or Application Programming Interfaces (APIs) between the slave device placing the call and the master mobile phone, and enhances the H.323 and/or SIP clients in the mobile phone to act as a server application. The interfaces are preferably implemented as JINI services. The first interface/API is an abstraction of a SIP and/or H.323 call control client 41. This interface enables any of the Bluetooth devices on the Piconet to behave as a slave device toward the mobile phone which is the master. This allows the establishment of voice calls in a simple fashion regardless of the call control mechanism supported in the mobile phone or network. The second interface/API is a SIP client 42



which enables the use of the full SIP client capabilities. The SIP client interfaces via SIP signaling with a SIP proxy server 43 in the 3G wireless IP network. The third interface/API is an H.323 client 44 which enables the use of the full H.323 client capabilities. The H.323 client interfaces via  
5 H.323 signaling with an H.323 gatekeeper 45.

Utilizing the JINI Lookup Service (LUS) 46, the gateway mobile phone 33 must "publish" in the Bluetooth Piconet, the call control services that it offers. The other Bluetooth devices on the Piconet perform an add-in protocol called "discovery and join" to locate the LUS and upload all  
10 of its services' interfaces, including the call control services. The H.323 and/or SIP clients in the mobile phone are enhanced to behave as a server application in order for Bluetooth compliant devices to talk to other devices that contain a SIP and/or an H.323 client.

In addition to defining a set of protocols for discovery, join, and  
15 lookup, JINI technology also defines a leasing and transaction mechanism to provide resilience in a dynamic networked environment. The technology and services architecture is powerful enough to support a fully distributed system on a network of workstations, while small enough to build a community of devices out of simple devices such as home  
20 entertainment devices or mobile phones.

Devices in a network employing JINI technology may be tied together using Java Remote Method Invocation (RMI). By using the Java

programming language, a JINI connection architecture is secure. The discovery and join protocols, as well as the lookup service depend on the ability to move Java objects, including their code, between Java virtual machines.

5           Alternatively, JINI call control APIs may be transmitted to and from the call control server in the mobile phone with the Internet Inter-ORB Protocol (IIOP). An ORB is an Object Request Broker utilized in the Common Object Request Broker Architecture (CORBA). CORBA is a strategy, a set of specifications, an infrastructure, and a set of tools that  
10           enables reusable programming objects to be used by many applications in a platform-independent manner. The architecture provides general services and request and response capabilities at a low level, independent of the upper level architecture. The distribution of a variety of programming languages is supported.

15           Fixed telecommunications protocols such as ANSI-41 or SS7 have a problem when a new parameter is added to an existing message, or a new message is added because existing applications may not be able to handle the changes. The applications then do not work when a node in the network is updated with the latest revision of the protocol. As noted  
20           above, the present invention overcomes this problem by using a solution that is more closely aligned with the approach developed by the computer industry. The solution is more API-centric in that, rather than defining a

large set of protocols, an API is published toward an application, and the application uses the API as a client. Of course, the API, which may be a small piece of Java code, is transmitted as messages over the wire; but rather than having a large number of distinct messages, the present invention uses a call control client such as a SIP client in the mobile phone that can only generate a few generic messages such as Get, Send, Receive, etc.

In the present invention, a JINI call control API 47 is published by the mobile phone 33 and enables the applications 21 in the laptop and other devices in the Piconet to make use of the facilities of, for example, the SIP client 42 in the mobile phone. The JINI call control API is an abstraction of both SIP and H.323 since at this time it is not known whether SIP or H.323 will be the accepted standard. Once a standard is determined, the API may be constructed as an abstraction of one or the other, or an equivalent call control protocol.

Assuming that the preferred standard is SIP, when the user desires to send a call, he is actually instructing the mobile phone to send a SIP INVITE message, which is the initial SIP message to establish a call. The mobile phone, regardless of whether it supports SIP or H.323 generates the right sequence of messages to SIP the call. This approach is substantially simpler than the direct utilization of these protocols, and it decouples all the applications from the underlying infrastructure.

Many useful network activities are possible with the network architecture of the present invention. For example, a user with a Bluetooth-compliant mobile phone may walk into a room that has a printer and a laptop computer, both of which are also Bluetooth-compliant. 5 However, in this example, there is no WCDMA or EDGE radio access modem in the laptop. Regardless of this fact, with the present invention, he can still print a file from the laptop on the printer, and can also establish a voice or video call from the laptop. Today, the user would have to purchase a SIP client and install the SIP client in the laptop in order to do 10 so. Since installing the SIP client involves configuring the laptop to get a static or dynamic IP address, and many other specialized tasks, it is beyond the capability of most consumers.

In the present invention, the laptop uses the mobile phone as a gateway toward the wireless IP network. When all these Bluetooth 15 devices are located within approximately 10 meters of each other for a low power Bluetooth Piconet, or within approximately 100 meters of each other for a high power Bluetooth Piconet, the mobile phone connects to the Bluetooth Piconet as well as to the wireless network. At that point, all of the devices on the Piconet publish the services they can provide to the 20 other devices through the JINI LUS. If a visitor with a communication device such as a PDA comes to the office location and wants to send some e-mail, but does not have a connection, he may register with the Piconet

and use the call control client that the host's mobile phone is providing. He can then send and receive his e-mail through the host's mobile phone. A password may be required to access the services available in the Piconet.

5           The services menu on the laptop indicates all services available on the Piconet. When the user places a call from the laptop, the SIP client in the mobile phone sends an API to the laptop that is used to route the call through the mobile phone to the wireless IP network. The SIP client in the mobile phone behaves as a server application for the Piconet, and another  
10       API is downloaded to the laptop in order to connect to the server. The phone acts as a server application toward the laptop, and acts as a client and gateway toward the wireless IP network.

          In the preferred embodiment, the mobile phone has two IP  
15       addresses: a public IP address recognized by the wireless IP network such as an external GPRS network, and a private IP address recognized by the other devices on the Piconet. The use of private IP addresses on the Piconet is beneficial in two ways. First, security is enhanced on the Piconet since outside entities do not know the private IP address of each device and therefore cannot gain direct access to those devices. Second,  
20       the use of private IP addresses helps with the problem of the depletion of public IP address.

The mobile phone has a radio access modem and a Bluetooth chipset, so it has two interfaces. The two physical interfaces may appear with the same logical IP address, but this is not preferred since the other Bluetooth devices would then require public IP addresses as well.

5 In the wireless IP network 35, the existence of the laptop 31 is not known. The only IP address that is known is the public IP address of the mobile phone 33 which is published in the wireless IP network. All incoming IP packets toward the mobile phone that are targeted toward the laptop application 21 are received on the public IP address of the mobile  
10 phone and are then pushed to the private IP address of the appropriate device (the laptop) on the Bluetooth Piconet.

Several potential problems involving public and private IP addresses are resolved by the API that is sent from the SIP client in the mobile phone to the laptop. First, the use of private IP addresses in public IP networks  
15 can cause problems since the assignment of private IP addresses is not controlled at a higher level, and duplicate private IP addresses can be assigned to different parties. In the present invention, the public IP address of the mobile phone is used for communications in the public network. An additional problem may arise if a National Access Translator  
20 (NAT), as proposed by the Internet Engineering Task Force (IETF), is used in an attempt to overcome the problem of duplicate private IP addresses. The NAT device temporarily provides a networked device with

a global public IP address when the device desires to communicate outside of its private network. However, in real-time applications such as Voice-over-IP (VoIP), the IP addresses of the parties are contained in the payload itself in addition to the packet headers. The situation may arise, therefore, when the NAT device changes the source IP address in the header to a temporary public IP address, but the payload still identifies the source IP address as the private IP address. Thus, there is an IP address mismatch that creates problems for real-time applications such as VoIP. In the present invention, the API ensures that this mismatch does not occur.

The invention is not limited to wireless office applications, but has many other potential uses. For example, a user may have a Bluetooth-compliant screen phone in his house, and the phone is connected to a cable modem. When he enters his house with his Bluetooth-compliant mobile phone, the mobile phone recognizes that there is already a Bluetooth device on the Piconet that enables the user to place calls. The mobile phone may then disconnect from the external wireless network while remaining connected to the Bluetooth Piconet. Thereafter, if the user places a call with his mobile phone from within his house, the mobile phone behaves as a cordless phone that is linked to the screen phone as a base unit. Therefore, the call goes through the screen phone that is connected to the cable or DSL modem. Thus, the Piconet enables the call

to be placed in the most cost-effective manner. Upon exiting the house, the mobile phone loses the Bluetooth connection and re-connects to the external wireless network.

5 The mobile phone may connect to multiple independent Piconets since each Piconet is limited to eight devices on the network. This configuration requires that the mobile phone utilize a different IP address for each Piconet. Due to the problem of the depletion of public IP addresses, these addresses are preferably private IP addresses, although this is not required.

10 The present invention also provides a sending device with the capability to determine the terminal class and terminal configuration (i.e., bearer capability and application capability) of the target device. The sending device can then intelligently select the correct target device to receive a particular application. For example, if a first user wants to send  
15 both voice and color video to a second user, the connection should not be made to a mobile phone which may only have a 2-line, non-color display. If a multimedia laptop computer is also connected on a Piconet with the mobile phone, the call should be directed to the laptop instead.

20 In 3G wireless IP networks, the Home Location Register (HLR) 48 is complemented by a Home Subscriber Server (HSS) 49. The HSS adds capabilities to the location register and subscriber database in the HLR making it an IETF Authorization, Authentication, and Accounting (AAA)



Server. In the present invention, each time the user of the Piconet registers an IP device with the Piconet, the terminal class and terminal configuration (bearer capability and the application capability of the IP device) are passed to the HSS. The application capability indicates, for example, whether the device is a 1/4-VGA screen or a laptop with full VGA screen, etc. When a party calls the mobile phone which is registered in the Bluetooth Piconet, the HSS returns the public IP address of the mobile phone to the caller along with an indication of the terminal classes and terminal configurations of the devices on the Piconet. The caller can then pick the device ahead of time that makes sense for the intended application.

The present invention may also be used to connect a plurality of devices such as Bluetooth-compliant home appliances in a Piconet that is connected through a telephone to an IP-based network such as the Internet. Many new appliances are digitally controlled, and when the homeowner is away from home, he can call the network and remotely control any of the appliances on the Piconet. Additionally, repairmen can call the Piconet and remotely diagnose problems that the homeowner has reported, or remotely download new software versions into the digital control systems of the appliances. If the telephone is equipped with a WCDMA modem or EDGE radio access modem, the connection can be made over a wireless IP network. Once again, the telephone includes a

SIP or H.323 call control client which is enhanced to behave as a server application for the Bluetooth-compliant devices on the Piconet.

Additional applications for the present invention are found in the automotive industry. Automobiles already have dozens of micro-  
5 processors imbedded in various control systems, and the number of microprocessors is expected to grow significantly in the future. With the present invention, automobile manufacturers can implement a Scatternet in every car consisting of multiple independent Piconets. A Bluetooth-compliant 3G mobile terminal can also be implemented in each car to act  
10 as a gateway for the other IP devices in the car to access the wireless IP network. This would allow manufacturers to perform remote diagnostics and software upgrades.

It is thus believed that the operation and construction of the present invention will be apparent from the foregoing description. While the  
15 method, apparatus and system shown and described has been characterized as being preferred, it will be readily apparent that various changes and modifications could be made therein without departing from the scope of the invention as defined in the following claims.

**WHAT IS CLAIMED IS:**

1           1.    A gateway for an ad-hoc network that provides a call-control  
2 interface between an external wireless Internet Protocol (IP) network and  
3 devices in the ad-hoc network, said gateway comprising:

4                a first interface toward the ad-hoc network that establishes the  
5 gateway as a call-control server for client devices in the ad-hoc network;  
6 and

7                a second interface toward the wireless IP network that establishes  
8 the gateway as a call-control client for a server in the wireless IP network.

1           2.    The gateway of claim 1 wherein the first interface includes  
2 a private IP address recognized in the ad-hoc network, and the second  
3 interface includes a public IP address recognized in the wireless IP  
4 network.

1           3.    The gateway of claim 1 wherein the ad-hoc network is an IP-  
2 based Bluetooth Piconet.

1           4.    The gateway of claim 1 wherein the ad-hoc network uses  
2    JINI technology to create a Lookup Service (LUS), and each of the  
3    devices in the ad-hoc network discovers and downloads services from the  
4    LUS as required.

1           5.    The gateway of claim 4 wherein the first interface includes  
2    a JINI call control service that acts as a call control server for the devices  
3    in the ad-hoc network.

1           6.    The gateway of claim 5 wherein the first interface includes  
2    a JINI call control API that is downloaded from the gateway to the other  
3    devices on the ad-hoc network and enables the other devices to connect  
4    to the JINI call control service.

1           7.    The gateway of claim 6 wherein the JINI call control API  
2    includes means for deconflicting public and private IP addresses when  
3    devices in the ad-hoc network are utilizing real-time applications over the  
4    wireless IP network.

1           8.    The gateway of claim 1 wherein the second interface includes  
2    an abstraction of an H.323 client for interfacing with an H.323 gatekeeper  
3    in the wireless IP network.

1           9.    The gateway of claim 1 wherein the second interface includes  
2    an abstraction of a Session Initiation Protocol (SIP) client for interfacing  
3    with a SIP proxy server in the wireless IP network.

1           10.   The gateway of claim 1 wherein the gateway is implemented  
2    in a mobile phone.

1           11.   The gateway of claim 1 wherein the gateway connects to a  
2    plurality of ad-hoc networks, and the first interface includes a plurality of  
3    unique private IP addresses recognized in each of the ad-hoc networks,  
4    and the second interface includes a public IP address recognized in the  
5    wireless IP network.

1           12.   A gateway for a Bluetooth Piconet that provides a call-control  
2    interface between an external wireless Internet Protocol (IP) network and  
3    devices in the Piconet, said gateway comprising:

4           a first interface toward the Piconet that establishes the gateway as  
5    a call-control server for client devices in the Piconet, said first interface  
6    having a private IP address recognized in the Piconet; and

7           a second interface toward the wireless IP network that establishes  
8    the gateway as a call-control client for a server in the wireless IP network,

0054554-0188

9        said second interface having a public IP address recognized in the wireless  
10        IP network.

1            13.    The gateway of claim 12 wherein the gateway is implemented  
2            in a mobile phone.

1            14.    The gateway of claim 13 further comprising:  
2            means for collecting information from each of the devices in the  
3            Piconet regarding each device's bearer capability and application  
4            capability; and  
5            means for transmitting a device's bearer capability and application  
6            capability to a Home Subscriber Server (HSS) in the wireless IP network  
7            when the device registers with the Piconet.

1            15.    The gateway of claim 14 further comprising means for  
2            directing an incoming call to a terminating device in the Piconet when the  
3            call is received from the wireless IP network.

1           16. A Bluetooth Piconet comprising:  
2           a plurality of devices having Bluetooth chipsets, said devices being  
3           linked by a Bluetooth radio link;  
4           a JINI Lookup Service (LUS) for making services available to the  
5           plurality of devices in the Piconet; and  
6           a gateway that provides a call-control interface between an external  
7           wireless Internet Protocol (IP) network and the devices in the Piconet.

1           17. The Bluetooth Piconet of claim 16 wherein the gateway  
2           includes:  
3           a first interface toward the Piconet that establishes the gateway as  
4           a call-control server for client devices on the Piconet; and  
5           a second interface toward the wireless IP network that establishes  
6           the gateway as a call-control client for a server in the wireless IP network.

1           18. The Bluetooth Piconet of claim 17 wherein the first interface  
2           includes a private IP address recognized in the Piconet, and the second  
3           interface includes a public IP address recognized in the wireless IP  
4           network.

1           19. The Bluetooth Piconet of claim 17 wherein the gateway is  
2           implemented in a mobile phone.

1           20. The Bluetooth Piconet of claim 17 wherein the gateway also  
2 includes:

3           means for collecting information from each of the devices in the  
4 Piconet regarding each device's bearer capability and application  
5 capability; and

6           means for transmitting a device's bearer capability and application  
7 capability to a Home Subscriber Server (HSS) in the wireless IP network  
8 when the device registers with the Piconet.

1           21. The Bluetooth Piconet of claim 20 wherein the gateway also  
2 includes means for directing an incoming call to a terminating device in the  
3 Piconet when the call is received from the wireless IP network.

1           22. An integrated network comprising:  
2 a wireless Internet Protocol (IP) network having a call-control server;  
3 and

4 a Bluetooth Piconet comprising:  
5 a plurality of devices having Bluetooth chipsets, said devices  
6 being linked by a Bluetooth radio link;

7 a JINI Lookup Service (LUS) for making services available  
8 to the plurality of devices in the Piconet; and



9 a gateway that provides a call-control interface between the  
10 wireless IP network and the devices in the Piconet.

11 23. The integrated network of claim 22 wherein the wireless IP  
12 network includes a Home Subscriber Server (HSS) that stores location  
13 information for mobile subscribers, and stores bearer capabilities and  
14 application capabilities for IP devices registered with the network.

1 24. The integrated network of claim 23 wherein the gateway also  
2 includes:

3 means for collecting information from each of the devices in the  
4 Piconet regarding each device's bearer capability and application  
5 capability; and

6 means for transmitting a device's bearer capability and application  
7 capability to the HSS when the device registers with the Piconet.

1 25. The integrated network of claim 24 wherein the gateway also  
2 includes means for directing an incoming call to a terminating device in the  
3 Piconet when the call is received from the wireless IP network.

1           26. The integrated network of claim 22 wherein the gateway also  
2 includes:

3                 a first interface toward the Piconet that establishes the gateway as  
4 a call-control server for client devices in the Piconet, said first interface  
5 having a private IP address recognized in the Piconet; and

6                 a second interface toward the wireless IP network that establishes  
7 the gateway as a call-control client for a server in the wireless IP network,  
8 said second interface having a public IP address recognized in the wireless  
9 IP network.

1           27. The integrated network of claim 22 wherein the gateway is  
2 implemented in a mobile phone.

1           28. An integrated network comprising:  
2 a wireless Internet Protocol (IP) network that includes:  
3 a call-control server; and  
4 a Home Subscriber Server (HSS) that stores location  
5 information for mobile subscribers, and stores bearer capabilities and  
6 application capabilities for IP devices registered with the network;  
7 a Bluetooth Piconet comprising:  
8 a plurality of devices having Bluetooth chipsets, said devices  
9 being linked by a Bluetooth radio link;

10 a JINI Lookup Service (LUS) for making services available  
11 to the plurality of devices in the Piconet; and

12 a mobile phone configured to act as a gateway that provides  
13 a call-control interface between the wireless IP network and the devices  
14 in the Piconet, said mobile phone including:

15 a first interface toward the Piconet that establishes the  
16 gateway as a call-control server for client devices in the Piconet, said first  
17 interface having a private IP address recognized in the Piconet;

18 a second interface toward the wireless IP network that  
19 establishes the gateway as a call-control client for a server in the wireless  
20 IP network, said second interface having a public IP address recognized  
21 in the wireless IP network;

22 means for collecting information from each of the  
23 devices in the Piconet regarding each device's bearer capability and  
24 application capability;

25 means for transmitting a device's bearer capability and  
26 application capability to the HSS when the device registers with the  
27 Piconet; and

28 means for directing an incoming call to a terminating  
29 device in the Piconet when the call is received from the wireless IP  
30 network.

**ABSTRACT OF THE DISCLOSURE**

A Bluetooth Piconet includes a plurality of devices having Bluetooth  
chipsets that are linked by a Bluetooth radio link. The Piconet is extended  
into an Internet Protocol (IP) wireless LAN in order to utilize JINI  
5 technology for the sharing of services between devices in the Piconet. A  
Lookup Service is implemented to make services available to the plurality  
of devices in the Piconet. A mobile phone is configured as a gateway that  
provides a call-control interface between the wireless IP network and the  
10 devices in the Piconet.

COMBINED DECLARATION AND POWER OF ATTORNEY

As a below named inventor, I hereby declare that:

My residence, post office address, and citizenship are as stated below next to my name; and

I verily believe that I am an original, first, and sole inventor of the subject matter which is claimed and for which a patent is sought on the invention entitled:

AD-HOC NETWORK AND GATEWAY

the specification of which:

X is attached hereto.

— was filed on \_\_\_\_\_ as Application Serial No. \_\_\_\_\_ and was amended on \_\_\_\_\_ (if applicable).

I hereby state that I have reviewed and understand the contents of the above identified specification, including the claims, as amended by any amendment referred to above.

I acknowledge the duty to disclose to the Office all information known to me to be material to the patentability of this application as defined in 37 CFR § 1.56.

I hereby claim foreign priority benefits under 35 U.S.C. § 119 of any foreign application(s) for patent or inventor's certificate listed below and have also identified below any foreign application for patent or inventor's certificate having a filing date before that of any application on which priority is claimed:

Country	Number	Date Filed	Priority Claimed
_____	_____	_____	_____
_____	_____	_____	_____

000000-0257-560

I hereby claim the benefit under 35 U.S.C. § 119(e) of any previously filed United States provisional patent application(s) listed below which were filed not more than 12 months before the filing of this application, and which disclose the invention of this application in the manner provided by the first paragraph of 35 U.S.C. § 112:

Provisional Application No.	Filing Date
_____	_____
_____	_____

I hereby claim the benefit under 35 U.S.C. § 120 of any United States application(s) listed below and, insofar as the subject matter of each of the claims of this application is not disclosed in the prior United States application in the manner provided by the first paragraph of 35 U.S.C. § 112, I acknowledge the duty to disclose material information as defined in 37 CFR § 1.56 which occurred between the filing date of the prior application and the national or PCT international filing date of this application:

Application Serial No.	Filing Date	Status (patented, pending)
_____	_____	_____
_____	_____	_____

I hereby appoint the following attorneys and/or agents to prosecute this application and to transact all business in the Patent and Trademark Office connected therewith: STEVEN W. SMITH, Reg. No. 36,684 and SHREEN K. DANAMRAJ, Reg. No. 41,696 of the firm of Smith & Danamraj, P.C., 12900 Preston Road, Suite 1200, LB 15, Dallas, Texas 75230; and STANLEY R. MOORE, Reg. No. 26,958 and GERALD T. WELCH, Reg. No. 30,332 of the firm of Jenkins & Gilchrist, 1445 Ross Avenue, Suite 3200, Dallas, Texas 75202.

Address all telephone calls and correspondence to:

Steven W. Smith  
SMITH & DANAMRAJ, P.C.  
12900 Preston Road, Suite 1200, LB 15  
Dallas, Texas 75230-1328  
(972) 720-1202

I hereby declare that all statements made herein of my own knowledge are true and that all statements made on information and belief are believed to be true; and further that these statements were made with the knowledge that willful false statements and the like so made are punishable by fine or imprisonment, or both, under Section 1001 of Title 18 of the United States Code and that such willful false statements may jeopardize the validity of the application or any patent issued thereon.

1	Laurent Marchand <b>Full Name</b>	<i>Laurent Marchand</i> <b>Inventor's Signature</b>	03-30-00 <b>Date</b>
	1656 Place Victor Hugo Montreal, Quebec H3C 4N9 CANADA <b>Residence</b>		CANADA <b>Citizenship</b>
	1656 Place Victor Hugo Montreal, Quebec H3C 4N9 CANADA <b>Post Office Address</b>		

00000-00000000

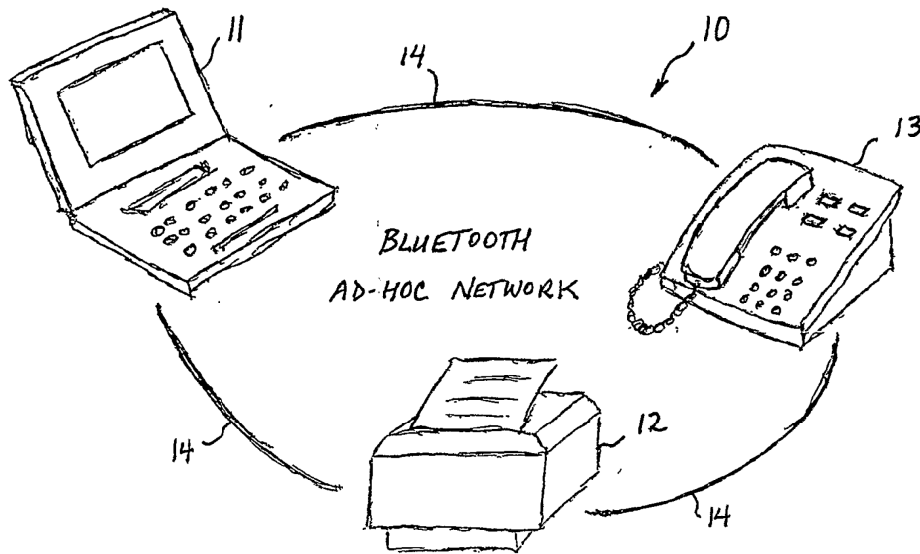


FIG. 1  
(PRIOR ART)

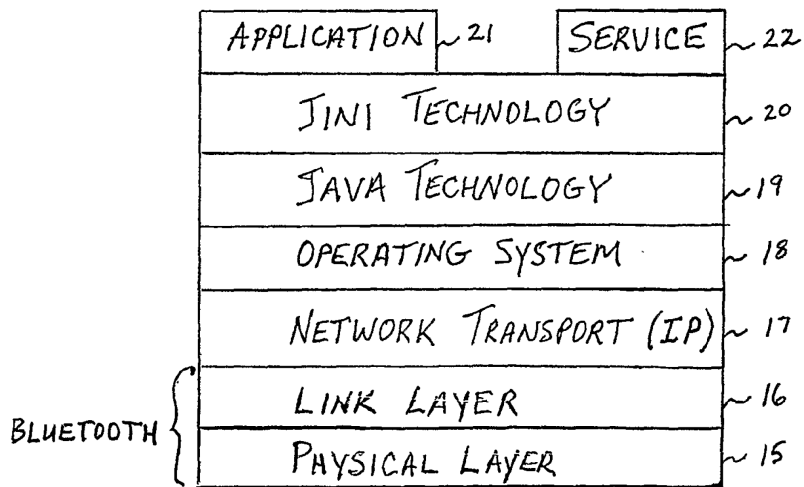


FIG. 2

002070 62514560



000000000000000000000000

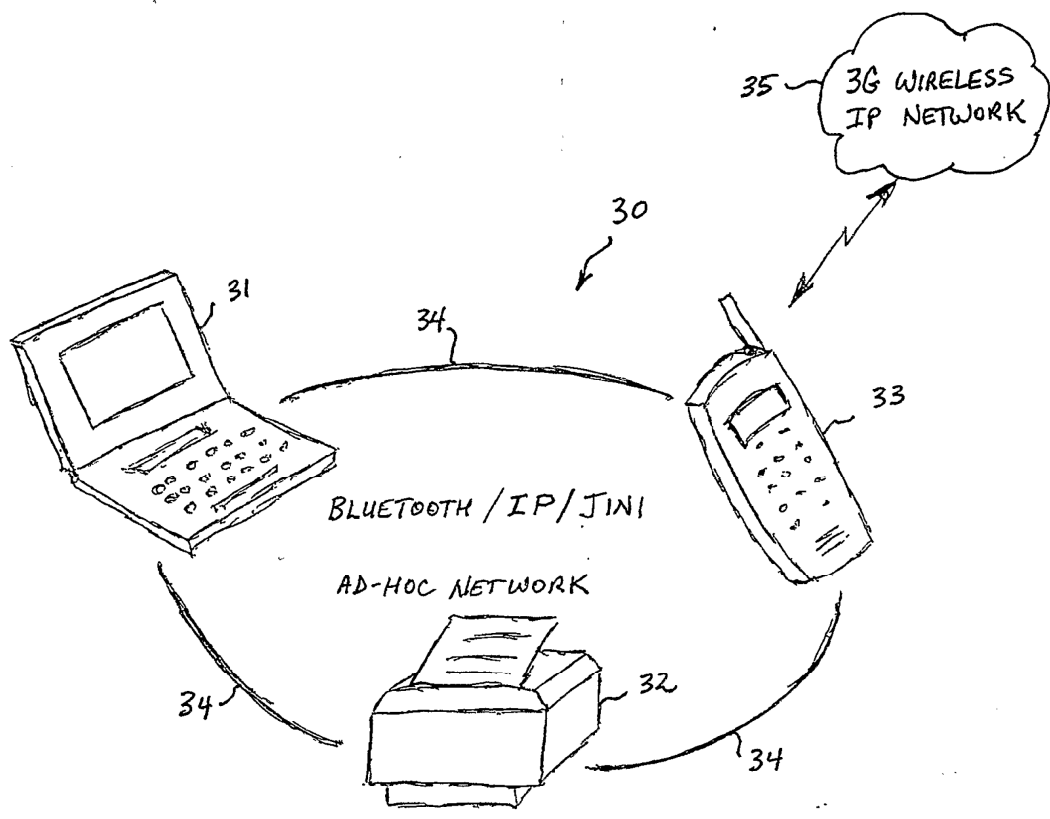


FIG. 3

000010 6254560

MARSHAND (1000-0188)

FIG. 4

