



US006836474B1

(12) **United States Patent**  
**Larsson et al.**

(10) **Patent No.:** **US 6,836,474 B1**  
(45) **Date of Patent:** **Dec. 28, 2004**

(54) **WAP SESSION TUNNELING**

(75) Inventors: **Pär Larsson**, Forshaga (SE); **Mikael Nilsson**, Karlstad (SE)

(73) Assignee: **Telefonaktiebolaget LM Ericsson (publ)**, Stockholm (SE)

(\*) Notice: Subject to any disclaimer, the term of this patent is extended or adjusted under 35 U.S.C. 154(b) by 653 days.

(21) Appl. No.: **09/652,421**

(22) Filed: **Aug. 31, 2000**

(51) Int. Cl.<sup>7</sup> ..... **H04Q 7/24**; H04L 12/56; G06F 15/16

(52) U.S. Cl. .... **370/338**; 370/401; 370/466; 709/230

(58) Field of Search ..... 370/338, 328, 370/345, 342, 401, 466; 709/249, 230, 227, 250

(56) **References Cited**

U.S. PATENT DOCUMENTS

6,061,346 A	5/2000	Nordman	370/352
6,463,475 B1 *	10/2002	Calhoun	709/227
6,480,717 B1 *	11/2002	Ramaswamy	455/445
6,523,068 B1 *	2/2003	Beser et al.	709/238
6,636,502 B1 *	10/2003	Lager et al.	370/352

FOREIGN PATENT DOCUMENTS

EP 105645 5/2001

OTHER PUBLICATIONS

“Wireless Application Protocol: White Paper,” WAP Forum, Wireless Internet Today, Jun. 2000.\*

W. Schulte, “Das Internet Für Unterwegs” *Elektronik*, Franzis Verlag GMBH, Munchen, De, vol. 47, No. 23, Nov. 10, 1998, pp. 106, 108, 110–113, XP000875170.

I. James, “Wise™ Connects GSM to the Internet and Intranets” *Ericsson Review*, SE, Ericsson, Stockholm, No. Spec. Int. Iss., 1998, pp. 42–47, XP000751714.

Wireless Application Forum: “Wireless Application Protocol Wireless Datagram Protocol Specification”, Wireless Application Protocol, Wireless Datagram Protocol Specification, Apr. 30, 1998, page Complete, XP002109607.

\* cited by examiner

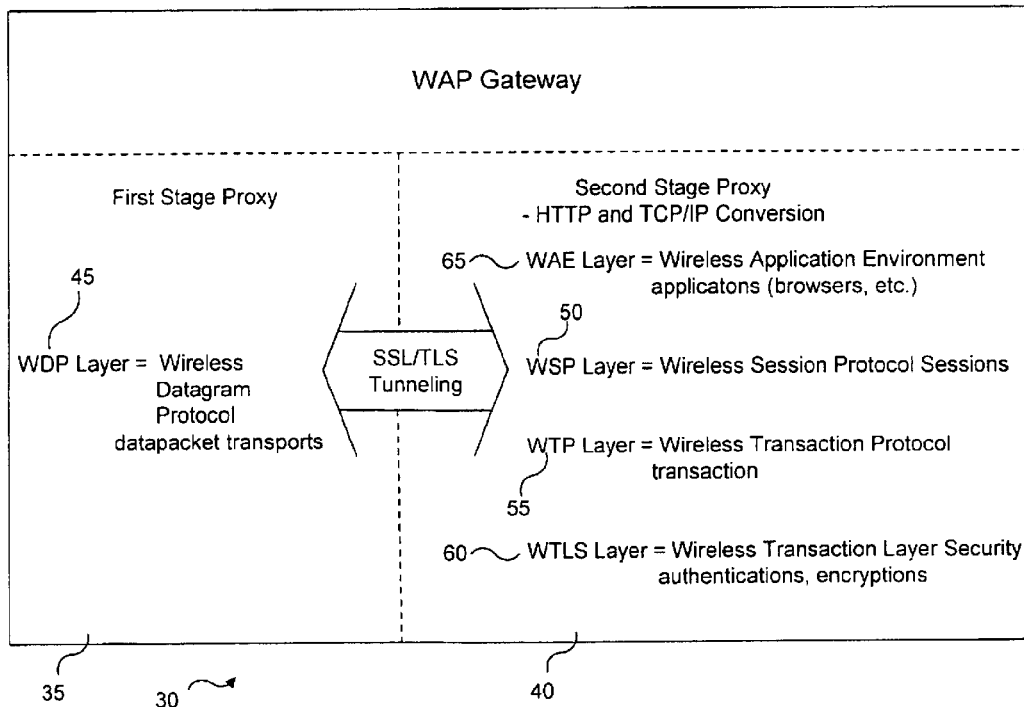
Primary Examiner—Hassan Kizou

Assistant Examiner—Timothy Lee

(57) **ABSTRACT**

A WAP gateway interconnecting a PLMN network with a private network is disclosed. The WAP gateway receives a request from a mobile terminal and accesses the WDP layer of the WAP protocol stack responsive to the request. Communications take place between the WDP layer of the protocol stack and at least a second layer of the protocol stack using SSL/TLS tunneling.

**14 Claims, 2 Drawing Sheets**



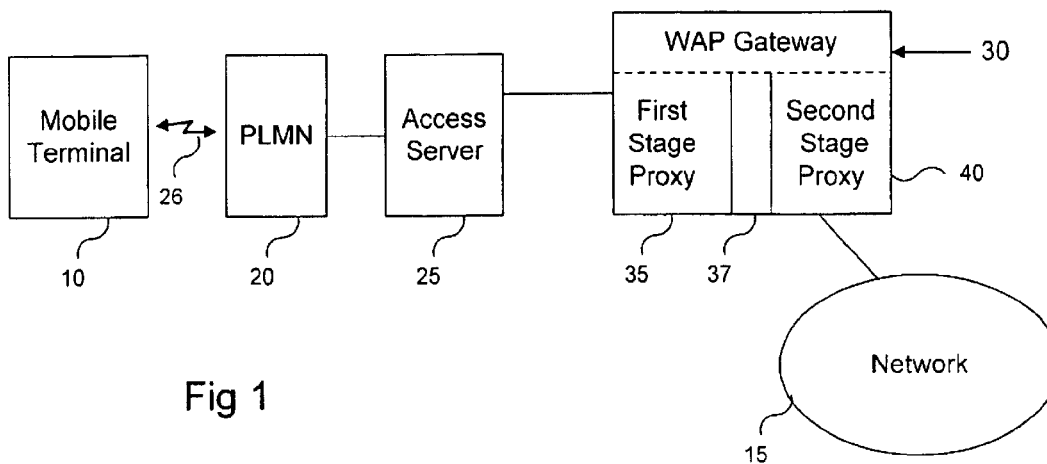


Fig 1

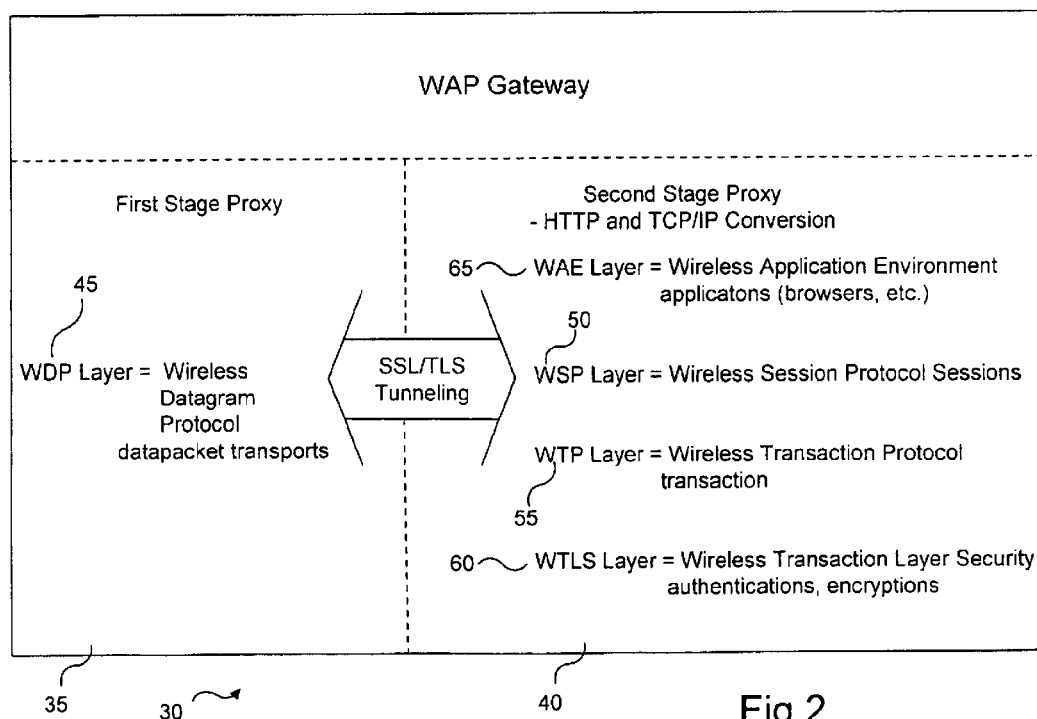


Fig 2

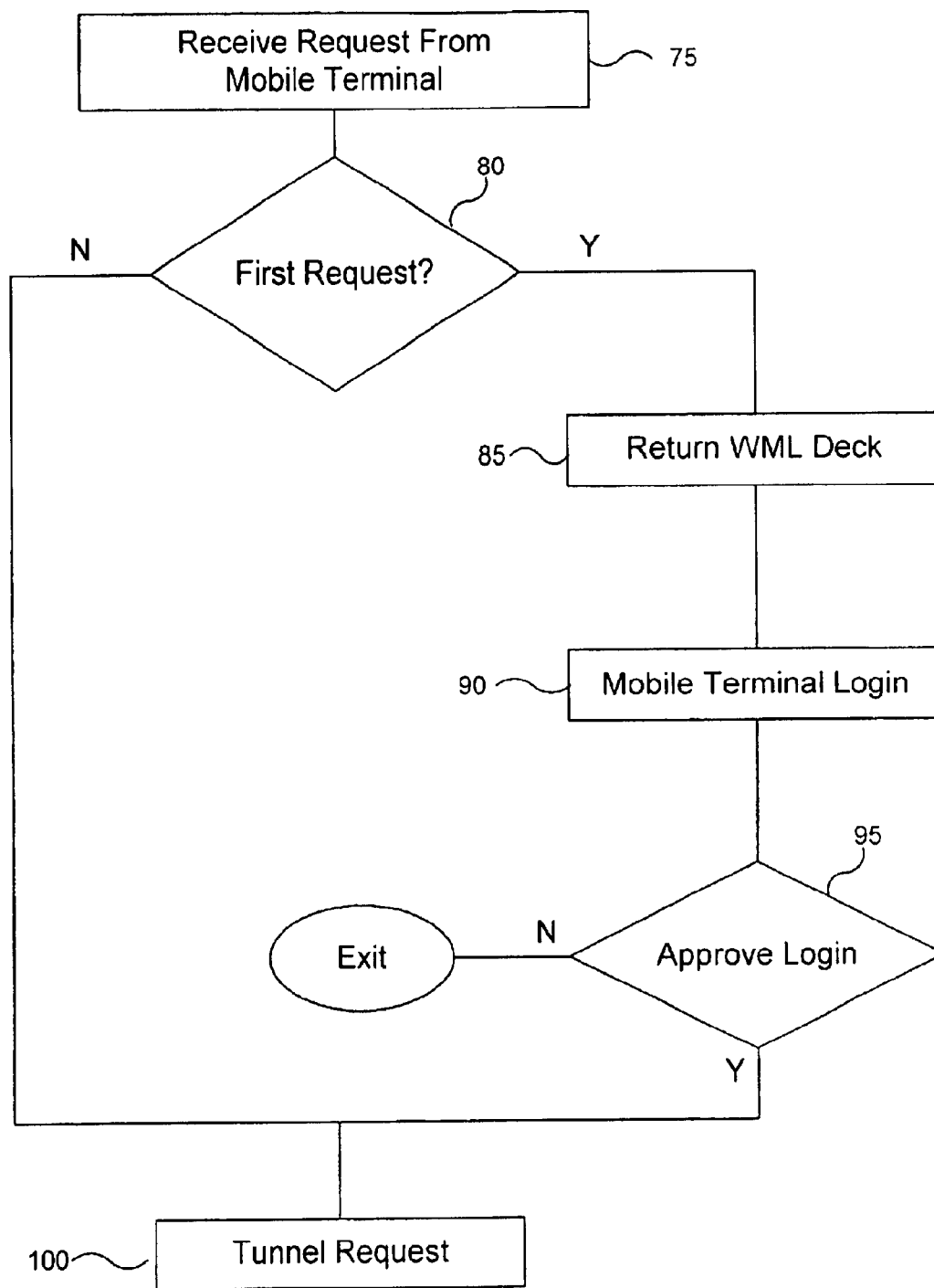


Fig 3

## WAP SESSION TUNNELING

This application makes use of the following acronyms generally known to those skilled in the art:

HyperText Transfer Protocol (HTTP)  
 Internet Engineering Task Force (IETF)  
 Point-to-Point Protocol (PPP)  
 Public Land Mobile Network (PLMN)  
 Secure Sockets Layer (SSL)  
 Transmission Control Protocol/Internet Protocol (TCP/IP)  
 Transport Layer Security (TLS)  
 WAP Datagram Protocol (WDP)  
 Wireless Application Protocol (WAP)  
 Wireless Application Environment (WAE)  
 Wireless Markup Language (WML)  
 Wireless Session Protocol (WSP)  
 Wireless Transaction Protocol (WTP)  
 Wireless Transport Layer Security (WTLS)  
 World Wide Web Consortium W3C

### BACKGROUND OF THE INVENTION

#### 1. Technical Field of the Invention

The present invention relates to WAP sessions between a mobile terminal and a WAP gateway, and more particularly, to the organization of protocol layers in a WAP gateway.

#### 2. Description of Related Art

When building a virtual private network for corporate users that is accessible by mobile terminals, such as laptop computers, mobile telephones and the like, there exists no standardized manner for building a so-called "demilitarized zone" that enables for the authentication of users of mobile terminals accessing the network via a wireless application protocol (WAP) prior to actually giving a user access to the corporate network. On the internet, a request/response or challenge mechanism may be used where typically the point-to-point protocol (PPP) or remote access server queries an accessing user for his user name, prompts the user for a challenge, and reads any password provided by the user in response to the challenge. This occurs prior to actually providing access to the user. Existing mechanisms for authorizing access of a WAP terminal to a network are inconvenient and have a number of security concerns.

Authentication can be done using a mechanism known as HTTP Basic Authentication, where the originating server (e.g., an internet server) first must receive a request from the terminal device in order to respond with an authentication request to the terminal. This, of course, requires the terminal to already be connected to the network, and even the private network. Authentication can also be done in the gateway, e.g., by allowing users of mobile terminal devices to configure a gateway password and user ID. Alternatively, this is done in the access server. These methods are very inflexible, and if a more secure method, such as using one-time passwords, secure cards, etc, is used for entering the corporate network, an excessive amount of work for the user is required. Current terminals do not allow users to get a "terminal window" similar to the one available in, for example, Windows 98, where dynamic passwords can be entered. Thus, some manner for providing an unproved authorization process for mobile terminals accessing virtual private networks is desired.

### SUMMARY OF THE INVENTION

network and a second private data network. The WAP gateway includes a first stage proxy and a second stage proxy. The first stage proxy is located on a first side of a firewall of the second network and includes the WDP layer of the WAP protocol stack. The remaining layers of the WAP protocol stack are located within a second stage proxy located on the other side of the firewall of the second network. Responsive to requests provided from a mobile terminal, the WDP layer of the first stage proxy may communicate with protocol layers within the second stage proxy using SSL/TLS tunneling. As a result, authentication is needed only once, at the first request to access the private data network, and all subsequent requests within the session are tunneled directly through the firewall.

### BRIEF DESCRIPTION OF THE DRAWINGS

A more complete understanding of the method and apparatus of the present invention may be obtained by reference to the following Detailed Description when taken in conjunction with the accompanying Drawings wherein:

FIG. 1 is an illustration of a mobile terminal accessing a WAP gateway configured according to the present invention;

FIG. 2 is a WAP gateway configured according to the present invention; and

FIG. 3 is a flow diagram illustrating the manner in which a mobile terminal accesses the WAP gateway of FIG. 2.

### DETAILED DESCRIPTION

Referring now to the drawings, and more particularly to FIG. 1, there is illustrated the manner in which a mobile terminal **10** may access a network **15**, such as a private intranet network, according to the method and apparatus of the present invention. While the following description is made with respect to a WAP gateway and the WAP protocol, it should be realized that the present invention may be useful with any mobile internet gateway and mobile internet configuration using a user-device, primary network (PLMN), gateway, and secondary network (intranet). The mobile terminal **10** obtains access to an access server **25** via a PLMN network **20**. The link **26** between the mobile terminal **10** and PLMN network **20** comprises a wireless communications link. The mobile terminal **10** may consist of a portable laptop computer, personal digital assistant (PDA), mobile telephone, pager, etc.

Once the mobile terminal **10** has obtained access to the access server **25** via the PLMN network **20**, the mobile terminal **10** may attempt to access a private network **15**, for example, a corporate network, using a WAP gateway **30**. The gateway **30** may physically comprise multiple machine entities that logically comprise a single gateway. The private network **15** may comprise a virtual private network which has been set up for users of a particular company or organization.

The WAP gateway **30** comprises a protocol gateway which translates requests between a WAP protocol (WAE, WSP, WTP, WTLS and WDP) and a corresponding internet protocol (HTTP and TCP/IP) for transmission in both directions. The translation is accomplished via content encoders and decoders (not shown) within the WAP gateway **30**. Within the present invention, the WAP gateway **30** includes two separate functional components, namely, a first stage proxy **35** and a second stage proxy **40**. The first stage proxy **35** includes the lowest layer of the WAP protocol stack and

the remainder of the layers of the WAP protocol stack. The first stage proxy **35** and second stage proxy **40** are functionally separated such that the first stage proxy resides on the outside of the firewall **37** (i.e., the PLMN network side) of the private network **15** while the second stage proxy **40** resides within the firewall **37** (i.e., the private network side) of the private network **15**.

Referring now to FIG. 2, there is more fully illustrated the structure and functionality of the WAP gateway **30**. As mentioned previously, the WAP gateway **30** includes a first stage proxy functionality **35** residing on the public side of the firewall **37** associated with the PLMN network **20**, and the second stage proxy functionality **40** residing upon the private side of the firewall **37** associated with the private network **15**.

The first stage proxy functionality **35** includes the WDP protocol layer **45**. The WDP layer **45** comprises the transport layer protocol within the WAP architecture. The WDP layer **45** operates above the data capable bearer services supported by the PLMN network **20**. The WDP layer **45** acts as a general transport service to the upper layer protocols of the WAP architecture and communicates transparently over one of the available bearer services.

The remainder of the WAP protocol stack resides within the second stage proxy functionality **40**. The wireless session protocol (WSP) layer **50** provides services suited for browsing applications. The WSP layer **50** enables the WAP gateway **30** to connect a client to a standard HTTP server. The WSP protocol layer **50** provides the session layer of the WAP protocol stack and has a constant interface for two session services. The first session service is a connection oriented service that operates above the WTP transaction layer protocol. The second session service is a connectionless service that operates above a secure or nonsecure datagram service (WDP).

Additional protocol layers include the wireless application environment (WAE) layer **65** which is a general purpose application environment based upon a combination of W3C and IETF technologies for mobile internet. The WAE layer **65** provides an interoperable environment enabling operators and service providers to build applications and services useful in a wide variety of wireless platforms. The wireless transaction protocol (WTP) layer **55** provides a transaction oriented protocol that is suitable for use with mobile stations, and is used for monitoring wireless transactions. The wireless transport layer security (WTLS) layer **60** is a security based protocol for use with WAP transport protocols. The WTLS layer **60** insures data integrity for transmissions between the WAP gateway **30** and the mobile terminal **10**, insures privacy of data transmitted between the mobile terminal and the WAP gateway to prevent interception and decoding by intermediate parties, enables authentication of the mobile terminal, and protects against denial of service attacks.

The first stage proxy **35** is able to communicate with the second stage proxy **40** using the WDP layer **45** and the WSP layer **50**. The WDP layer **45** is used because only harmless operations are able to be performed by one granted access to this layer. The WSP layer **50** is used because all WAP configurations include this session layer. However, the WTLS layer **60** could be used as an alternative to the WSP layer **50**. The software of these layers communicate with each other using SSL/TLS tunneling **70**. SSL/TLS tunneling **70** comprises an encrypted communication channel between

tion is much faster than public-key encryption, but public-key encryption provides better authentication techniques. An SSL session always begins with an exchange of messages called the SSL handshake. The handshake allows a server to authenticate itself to a client using public-key techniques, then allows the client and the server to cooperate in the creation of symmetric keys used for rapid encryption, decryption, and tamper detection during the session that follows. Optionally, the handshake also allows the client to authenticate itself to the server.

The SSL/TLS tunneling enables the WDP **45** and the WSP **50** layers on opposite sides of the private network firewall to communicate with each other. The WDP layer **45** keeps track of users and tunnels requests to the second stage proxy **40** where other layers of the protocol stack may operate on a request. The first time a user attempts to access the WAP gateway **30** via the first stage proxy **35**, an authentication process for the user is required before the request may be processed. For subsequent requests, the first stage proxy **35** can tunnel requests from the WDP layer **45** to the WSP layer **50** of the second stage proxy **40** using a secure SSL/TLS tunnel **70** without an additional authentication process. Various methods may be used by the first stage proxy to track users that have previously logged in through the WAP gateway **30**. The gateway **30** could maintain a small relational database (not shown), a single linked list (not shown), a flat file (not shown) or some type of array to track previously authenticated users of the first stage proxy **35**.

Referring now to FIG. 3, there is illustrated the process by which requests are operated on by the WAP gateway **30**. The request, which may comprise WSP Connect, Resume, Suspend, Get and so forth, is initially received at step **75** from the mobile terminal **10**. The first stage proxy **35** of the WAP gateway **30** analyzes the received request to determine at inquiry step **80** whether this request comprises the first request by the mobile terminal **10** to the WAP gateway **30**. If the received request comprises a first request from the mobile terminal **10**, the first stage proxy **35** returns a WML deck **85** to the mobile terminal forcing a logon process by the user of the mobile terminal **10**. In response to the returned WML deck, the mobile terminal attempts to logon at step **90** to the first stage proxy **35** of the WAP gateway **30**. The login of the user is approved at step **95** by the first stage proxy (assuming a valid user), and the request is tunneled at step **100** to the second stage proxy **40** using SSL/TLS tunneling **70** as described previously with respect to FIG. 2. If inquiry step **80** determines the received request is not the first request from the terminal **10**, the request may be directly tunneled at step **100** to the second stage proxy **40** without the login procedure.

The previous description is of a preferred embodiment for implementing the invention, and the scope of the invention should not necessarily be limited by this description. The scope of the present invention is instead defined by the following claims.

What is claimed is:

1. A method of establishing a Wireless Application Protocol (WAP) tunnel through a WAP gateway, said WAP gateway controlling access to a private network, said method comprising the steps of:

receiving a request from a mobile terminal at a WAP gateway;

accessing a WAP Datagram Protocol (WDP) layer of a protocol stack responsive to the request from the

# Explore Litigation Insights

Docket Alarm provides insights to develop a more informed litigation strategy and the peace of mind of knowing you're on top of things.

## Real-Time Litigation Alerts



Keep your litigation team up-to-date with **real-time alerts** and advanced team management tools built for the enterprise, all while greatly reducing PACER spend.

Our comprehensive service means we can handle Federal, State, and Administrative courts across the country.

## Advanced Docket Research



With over 230 million records, Docket Alarm's cloud-native docket research platform finds what other services can't. Coverage includes Federal, State, plus PTAB, TTAB, ITC and NLRB decisions, all in one place.

Identify arguments that have been successful in the past with full text, pinpoint searching. Link to case law cited within any court document via Fastcase.

## Analytics At Your Fingertips



Learn what happened the last time a particular judge, opposing counsel or company faced cases similar to yours.

Advanced out-of-the-box PTAB and TTAB analytics are always at your fingertips.

## API

Docket Alarm offers a powerful API (application programming interface) to developers that want to integrate case filings into their apps.

## LAW FIRMS

Build custom dashboards for your attorneys and clients with live data direct from the court.

Automate many repetitive legal tasks like conflict checks, document management, and marketing.

## FINANCIAL INSTITUTIONS

Litigation and bankruptcy checks for companies and debtors.

## E-DISCOVERY AND LEGAL VENDORS

Sync your system to PACER to automate legal marketing.